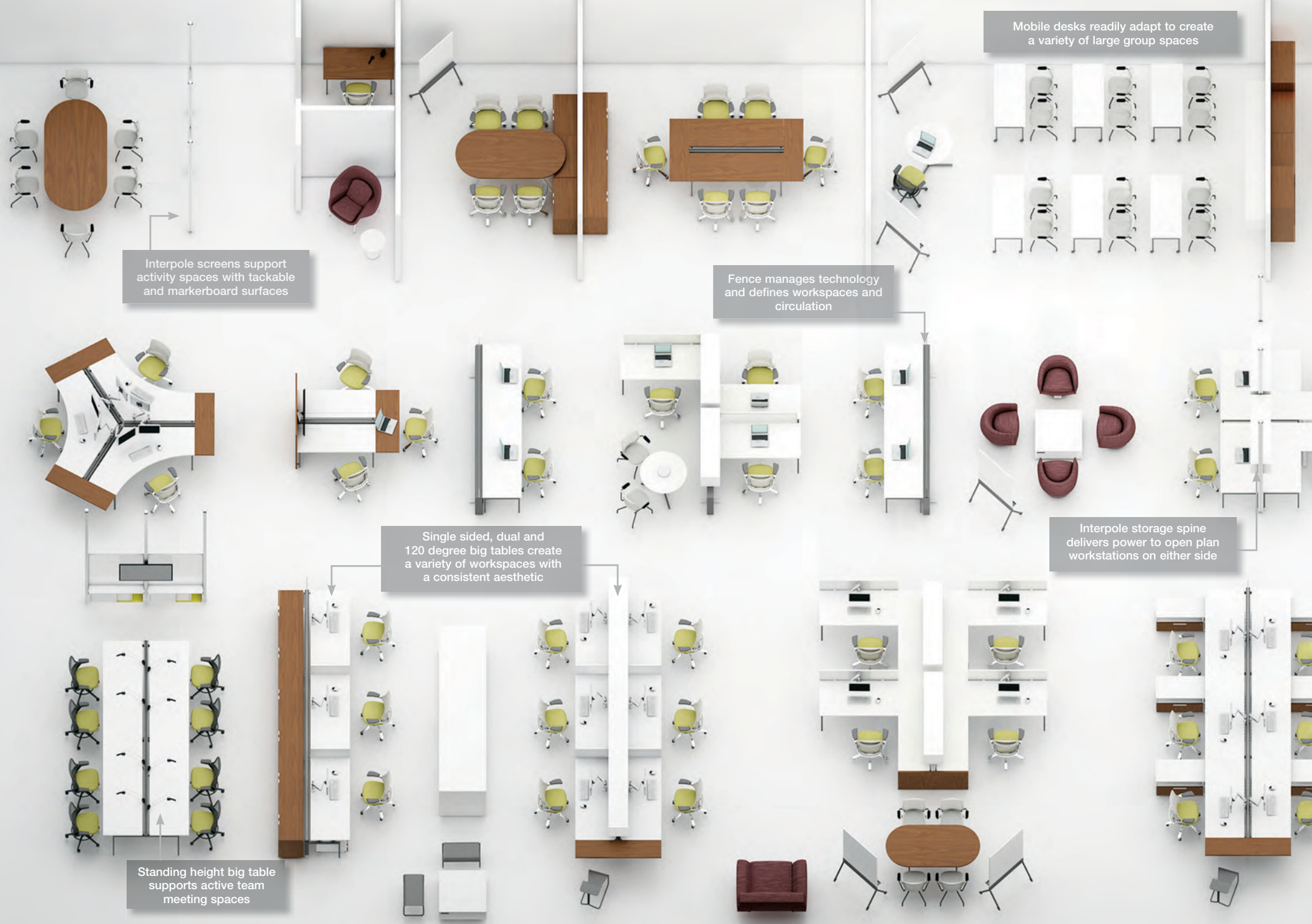


Antenna Workspaces



Knoll



Mobile desks readily adapt to create a variety of large group spaces

Interpole screens support activity spaces with tackable and markerboard surfaces

Fence manages technology and defines workspaces and circulation

Interpole storage spine delivers power to open plan workstations on either side

Single sided, dual and 120 degree big tables create a variety of workspaces with a consistent aesthetic

Standing height big table supports active team meeting spaces



Simple, scalable table structure plans in enclosed refuge spaces for focused work

Freestanding storage suggests boundaries for personal workstations

Interpole "hub" provides community spaces with easy power access to recharge mobile devices



a workspace fit for task and team

Designed to shape space and support innovation, Antenna Workspaces adapts over time to a variety of practical workplace needs.

Investing in a workplace that supports collaboration and adapts to changing work styles and technology can enhance business productivity. Across industries, organizations are transitioning to more adaptable furniture to support collaboration and accommodate a diversity of work modes.

With planning schemes for both individual and common areas, Antenna Workspaces is a new approach to workplace design that supports the freedom and mobility people seek in today's workplace. Antenna Workspaces begins with a simple, inherently collaborative structure: the table. Building with this basic unit, Antenna Workspaces creates focus areas and group environments by linking desks, adding partitioning elements and integrating storage. Throughout, the table remains at the heart of the environment, infusing every Antenna workspace—whether private or open plan—with a creative, collaborative essence.

Antenna Design's commitment to functional simplicity and a pure, honest approach to materials has resulted in a state-of-the-art workplace experience that is as collaborative and dynamic as it is logical and efficient.

building spaces with linked desks

Antenna Workspaces desks link to define efficient shared work areas.

The Antenna table is transformed into a desk with the addition of storage, screens or power components to offer privacy in the open plan. Desks can be linked side-to-side, and perpendicular return surfaces can be attached at any point to form L-shape, T-shape or U-shape arrangements. Extended rails support storage cabinets and extension tops above or below the worksurface. Antenna Workspaces storage elements, including freestanding cabinets, suggest boundaries without blocking visual access.





*Bright White paint and laminate;
Dark Red paint accents;
Natural Chestnut veneer;
Generation by Knoll® work chairs.*



*Grigio Techwood; Folkstone Grey laminate and paint;
Slate Blue paint; ReGeneration by Knoll® work chairs;
MultiGeneration by Knoll® side chairs.*



*Grigio Techwood; Medium Grey laminate
with Canary Yellow interior accent; Medium
Grey paint; Generation by Knoll® work chair;
Saarinen Executive side chairs.*





Linked desks evolve from an individual workstation to a fully connected team environment.

Antenna's simple structure expands to generate multifunctional spaces that support individual or group work. The interconnected desks plan efficiently and intuitively to form workspaces that foster collaboration.



Top Left: Returns link desks at right angles to form a serpentine spine of workstations, maximizing access to surface edges while maintaining a compact footprint.

Bottom Left: The continuous Antenna rail structure allows main worksurfaces to attach at any point to form a T-shaped desk deep enough for focused work and pull up guests.

Top Right: Desk tops link to form an L-shaped desk arrangement with distinctive desk mounted S-screen. Floorstanding pedestals perform double duty—providing storage and supporting one end of the return worksurface in place of a leg.

Bottom Right: Shared bridge surfaces link between main desks to form U-shaped desk arrangements that facilitate team interaction. L-screen surrounds enable individual focus work.



big tables for team work



The Antenna Workspaces big table works as an adaptable collaborative setting that is also the most cost-effective and space-efficient way to plan.

Back-to-back desktops with shared legs can be linked to support groups of any size in open plan environments, touch-down spaces and meeting areas. The compact center beam distributes power and supports screens, cantilever shelves, storage cabinets, lights and monitor arms to transform a meeting table into a cluster of individual work areas. Return surfaces can be attached at any point, and extended rails support extension tops or storage cabinets.



Light Walnut veneer; Bright White laminate and paint; Clear glass; ReGeneration by Knoll® work chairs; MultiGeneration by Knoll® side chairs.



Light Walnut veneer; Bright White laminate; Slate Blue paint; Powder glass; ReGeneration by Knoll® work chairs; MultiGeneration by Knoll® side chairs.



Natural Chestnut veneer; Bright White laminate and paint; Medium Grey paint; Powder glass; Generation by Knoll® work chairs.





Black Oak Techwood; Bright White laminate with Canary Yellow interior accent; Bright White and Medium Grey paint; Generation by Knoll® work chairs; MultiGeneration by Knoll® side chairs.

Antenna big tables form innovative open floor plans that enable fluid transitions between focused projects and shared or team activities.

The Antenna big table structure scales to create a variety of layouts that support the changing needs of the workplace. From a tech intensive enclave, to a cluster of primary workspaces, to an open team meeting area, the Antenna big table uses a simple kit of parts and easily reconfigures to adapt to evolving work modes.



Blonde Maple Techwood; Bright White laminate; Dark Red paint; Anodized Aluminum; Markerboard laminate; Bertioia bar stools in Chrome.

Top Left: Antenna dual sided big tables in 120 degree configurations utilize curved work surfaces to designate primary work areas. This organic planning model is a space efficient solution for a large open floor plan.

Bottom Left: Shallow dual sided big tables serve as an efficient spine for a work group when planned with deeper returns as the primary work surfaces.

Top Right: Antenna single-sided full performance table offers all the capabilities of dual sided big tables: screens, Sapper™ monitor arms, cantilevered shelves, stanchion mounted storage components and full power and wire management.

Bottom Right: Antenna standing height big tables, planned with Interpole™ storage and screens, are perfect for active meeting spaces, with convenient power and data access, generous legroom and maximum adaptability.



Grigio Techwood; Bright White and Medium Grey laminate with Canary Yellow interior accent; Yellow and Medium Grey paint; KnollExtra® Power Disc; Generation by Knoll® work chairs; MultiGeneration by Knoll® side chairs.

planning with fence for enhanced flexibility

Antenna Fence broadens the possibilities of Antenna Workspaces, offering another tool for defining and dividing space and managing technology.

Antenna Fence is a freestanding spine that defines boundaries and distributes power and data cables. Fence offers a readily adaptive workspace with independent movable tables on either side of the spine to support the changing needs of a team. Alternatively, Fence also provides integrated support for one end of a desk or upmounted storage and screens.



establishing connections for an integrated workplace

Antenna activity spaces support collaboration and complement primary workspaces.

Antenna scales appropriately to support a variety of group sizes in both open and enclosed work areas, from small informal lounge areas, to reconfigurable training rooms, to a media enclave that supports video display and offers open plan privacy for a group of three or more.





*Straight Anigre veneer; Fog laminate;
Silver paint; KnollExtra® Power Disc;
ReGeneration by Knoll® work chairs with
MultiGeneration by Knoll® side chairs.*



*Bright White laminate and paint; Medium
Grey paint; Scribe™ markerboards;
MultiGeneration by Knoll® side chairs.*

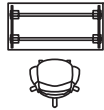


*Grigio Techwood; Medium Grey laminate
with Canary Yellow interior accent;
Medium Grey paint; Risom lounge chairs;
Generation by Knoll® work chairs.*

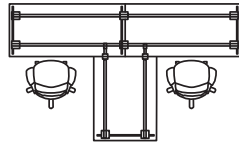
Antenna[®] Workspaces

Antenna Workspaces is a strategic approach to the entire office: multifunctional tables, desks, screens and storage elements combine to create effective solutions in primary workspaces and activity spaces.

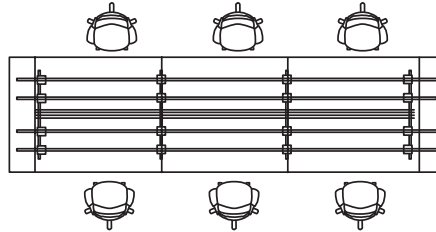
Planning for Primary Workspaces



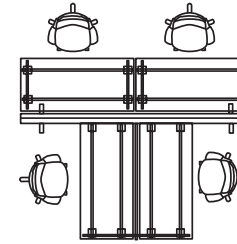
Desks



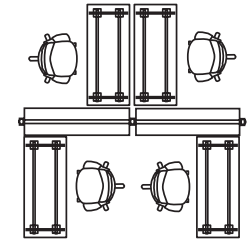
Linked Desks



Big Table

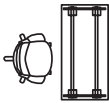


Fence

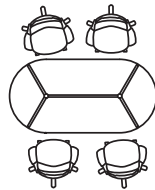


Interpole

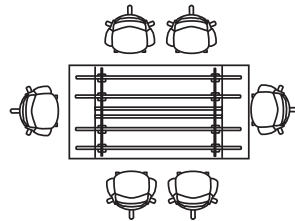
Planning for Activity Spaces



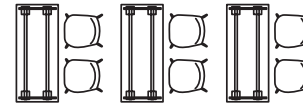
Refuge



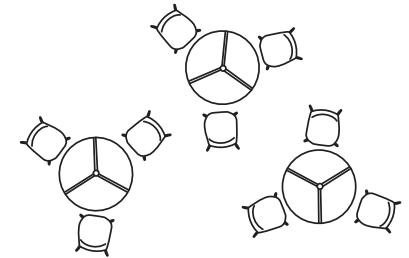
Enclave



Team Meeting



Assembly



Community