
KnollExtra

Price List
July 2023

Knoll

Introduction	Using the KnollExtra Price List	3
	Placing Your Order	4
	KnollExtra Visual Index	5
	KnollExtra Bracket Chart	11
	Maintaining Your Purchase	12
Lighting	LED Light Series: Sparrow® : by Antenna Design	14
	LED Light Series: Highwire® : by Antenna Design	16
	LED Light Series: Sparrow® International : by Antenna Design	18
	LED Light Series: Highwire® International : by Antenna Design	20
	Aleris by Fully : LED Desktop Light	22
	Copeland™ Light : by Stephan Copeland	24
Power Series	Power Series : Power Cube	28
Universal Screens	Pop Up™ Screens : by Antenna Design	30
	Inlet Screens by Knoll : Dan Grabowski	32
Desktop Accessories	The Smokador™ Collection : Exec Rectilinear	34
	The Smokador™ Collection : Desk Pads	38
	The Smokador™ Collection : Replacement Parts	40
Organizational Tools	KnollExtra Magnetic Accessory Cup : Antenna Design	42
	Orchestra® Universal System Accessories : by Bruce Hannah & Ayse Birsel	44
Technology Management	Sapper™ Monitor Arm Collection : Easy Order Single Arm Kits	58
	Sapper™ Monitor Arm Collection : Easy Order Double Arm Kits	62
	Sapper™ Monitor Arm Collection : Easy Order Triple Monitor Support Kits	66
	Sapper™ Monitor Arm Collection : Easy Order Quadruple Mount Support Kits	70
	Sapper™ Monitor Arm Collection : Easy Order Sapper Sleeve Arm Kits	72
	Sapper™ Monitor Arm Collection : Easy Order Sapper 50® Single Arm kits	76
	Sapper™ Monitor Arm Collection : Easy Order Sapper 50® Double Arm kits	80
	Sapper™ Monitor Arm Collection : Easy Order Sapper 50® Sleeve Arm Kits	84
	Sapper™ Monitor Arm Collection : Easy Order Beam Kits for 3 Monitors with Table Clamps	88
	Sapper™ Monitor Arm Collection : Easy Order Beam Kits for 3 Monitors with Antenna Mounts	90
	Sapper™ Monitor Arm Collection : Easy Order Beam Kits for 4 Monitors with Table Clamps	92
	Sapper™ Monitor Arm Collection : Easy Order Beam Kits for 4 Monitors with Antenna Mounts	94
	Sapper™ Monitor Arm Collection : Easy Order Double Beam Kits for 6 Monitors with Table Clamps	96
	Sapper™ Monitor Arm Collection : Easy Order Double Beam Kits for 6 Monitors with Antenna Mounts	98
	Sapper™ Monitor Arm Collection : Easy Order Double Beam Kits for 8 Monitors with Table Clamps	100
	Sapper™ Monitor Arm Collection : Easy Order Double Beam Kits for 8 Monitors with Antenna Mounts	102
	Sapper™ Monitor Arm Collection : Monitor Arms and Brackets	104
	Sapper™ Monitor Arm Collection : Movement Joints and VESA Plate Adaptors	108
	Sapper™ Monitor Arm Collection : Beams	112
	Sapper™ Monitor Arm Collection : Masts	114
	Sapper™ Monitor Arm Collection : Adjustment Knobs and Mast Cable Management Clips	116
	Sapper™ Monitor Arm Collection : Mounting Options	118
	Sapper™ Monitor Arm Collection : Easy Order Horsepower™ Monitor Arm Kits	122
	Sapper™ Monitor Arm Collection : Horsepower Mounting Options	124
	Sapper™ Monitor Arm Collection : Mounting, Construction and Application Information	126
	Sapper XYZ® Monitor Arm Series : Easy Order Sapper XYZ Single Arm Kits	132
	Sapper XYZ® Monitor Arm Series : Easy Order Dual Sapper XYZ Arm Kit	136
	Sapper XYZ® Monitor Arm Series : Easy Order Sapper XYZ 30 Arm Kits	138
	Sapper XYZ® Monitor Arm Series : Easy Order Sapper XYZ Crossbar Arm Kits	142
	Sapper XYZ® Monitor Arm Series : Mounting Options for Sapper XYZ Single Arms	146
	Sapper XYZ® Monitor Arm Series : Mounting Options for Dual Sapper XYZ Arms	148
	Sapper XYZ® Monitor Arm Series : Sapper XYZ Crossbar Mounting Options	150
	Sapper XYZ® Monitor Arm Series : Replacement Parts for Sapper XYZ Single Arms	152
	Sapper XYZ® Monitor Arm Series : Replacement Parts for Sapper XYZ 30 Arms	154
	Sapper XYZ® Monitor Arm Series : Sapper XYZ Crossbar Replacement Parts	156
	Sapper XYZ® Monitor Arm Series : Mounting, Construction and Application Information	158
	Height-Adjustable Table Leg CPU Holders : Single and Double CPU Holders	160
	Cable Management : Cable Management Clips and Basket	162
Wexby	Wexby : Storage	164

Communication Boards	Universal Marker Boards : by Bruce Hannah & Ayse Birsel	166
	Universal Fabric Boards : Standard Sizes	168
	Universal Fabric Boards : Options and Mounting Information	170
	Scribe™ Mobile Markerboards : by Antenna Design	172
Alpha-Numeric Index		174
Selling Policy		176
General Ordering Information		178

Using the KnollExtra Price List

An Overview

In the first part of the Price List you'll find Lighting and Power Series.

The second part features a full range of desktop accessories including Smokador and Orchestra, perfect for panel-mounted or freestanding application.

Part three offers a broad range of systems support products, including technology management and communication boards.

Can't find it? Consult the Table of Contents on page 1 or the Alpha-numeric Index on page 186.

Product Information on Each Page

The KnollExtra Price List was designed to provide you with everything you need to know in order to understand, specify, and care for KnollExtra products. On each page, the following features will assist you:

Description/Construction explains salient features, capabilities, materials, and country of origin.

Dimensions provide the overall space the product will require. Statistics are based on the maximum width, depth and height of the product.

Weight is based on the product itself. It does not include packaging or complementary items such as pens, memo paper or calendars.

Order Code/Ordering Information outlines exactly how to specify KnollExtra product and the full scope of finish options. The Order Code provides an example of how one pattern number is specified.

Custom Options reviews availability of special sizes, finishes etc.

For More Information

For more information, contact your Knoll sales representative, telephone Customer Service at 1-800-343-5665, or visit one of the Knoll showrooms listed on the last page of this book.

A Word About Finishes

KnollExtra finishes are designed to complement a broad range of interiors and office products.

Key KnollExtra finishes coordinate with specific Knoll systems finishes:

<i>Product</i>	<i>Core Finish</i>	<i>Office System Finishes</i>
Orchestra Load bar / Slat board	Medium grey (115)	Medium grey (115)
	Soft grey (117)	Soft grey (117)
	Black (111)	Black (111)
	Beige Mist (611)	Beige Mist (611)

Placing Your Order

Use the Following Addresses

If you would like to send a standard lead time order to our order entry department, please use the following address:

For North American orders:
Knoll, Inc.
1235 Water Street
East Greenville, PA 18041
Attn: Order Entry

Fax: 215 679-1788
Tel: 800 343-KNOLL

All accepted orders will be confirmed in writing on the Knoll standard order confirmation form.

Ship-Complete Orders

Orders that must ship complete are to be so stated on the purchase order. Products with different lead times, combined on one order, can be acknowledged for shipment based on the longest of those lead times. Orders not marked “ship complete” will be released according to the confirmation, and invoiced in increments.

For More Information

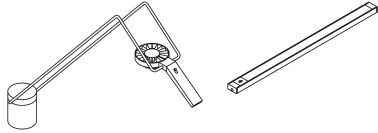
For complete Knoll Selling Policy and warranty information, please refer to page 189 of this price list.

For additional information on KnollExtra, contact your Knoll representative, a Knoll dealer, or telephone Customer Services at 800 343-KNOLL.

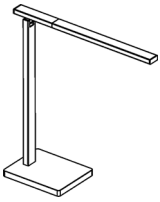
KnollExtra Visual Index

Page	LIGHTING	
------	----------	--

14-17	Sparrow® LED	Highwire® LED
-------	--------------	---------------



22-23	Aleris by Fully
-------	-----------------

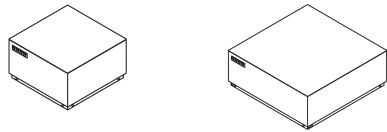


24-25	Copeland Compact
-------	------------------



Page	TECHNOLOGY MANAGEMENT : POWER SERIES	
------	--------------------------------------	--

28-29	Power Cube 24 x 24	Power Cube 36 x 36
-------	--------------------	--------------------





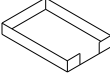
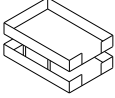

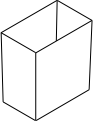
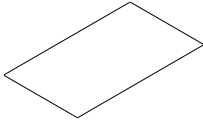
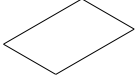
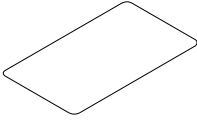




Page	UNIVERSAL SCREENS	
------	-------------------	--

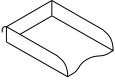
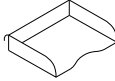
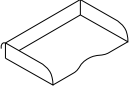
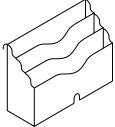
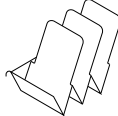
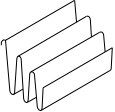


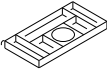

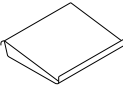
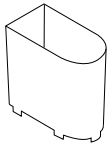
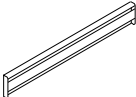
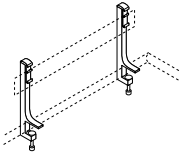
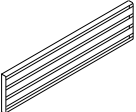
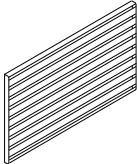
32-1	Pop Up™ Desktop Screens	Inlet Screens by Knoll
------	-------------------------	------------------------



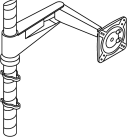
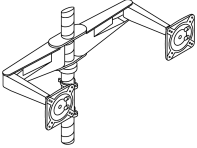
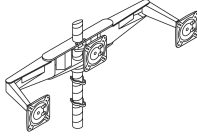
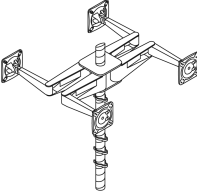
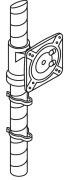
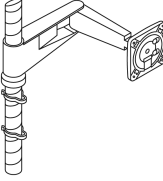
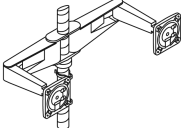
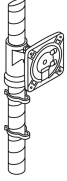
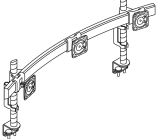
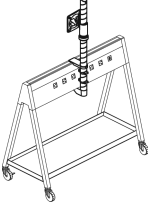
KnollExtra Visual Index

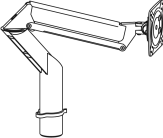
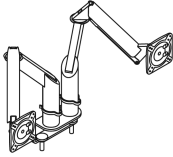
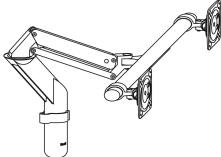
Page	THE SMOKADOR COLLECTION					
36-37	Memo Box	Business Card Holder	Round Pencil Cup	Round Clip cup	Single Letter Tray	Double Letter Tray
						
38-39	Round Wastebasket	Rectilinear Wastebasket				
						
40-41	Rectilinear Desk Pad	Conference Pad	Radiused Desk Pad	Oval Conference Pad		
						
Page	KNOLLEXTRA MAGNETIC ACCESSORY CUP					
44-45	Magnetic Accessory Cup					
						

KnollExtra Visual Index

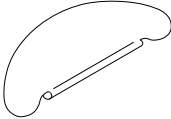
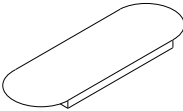

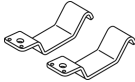
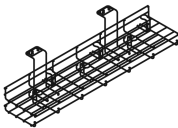
Page	ORCHESTRA UNIVERSAL SYSTEM ACCESSORIES			
44-1	Front Single Letter Tray	Side Single Letter Tray	Side Single Legal Tray	
				
46-47	Vertical Paper Pack	Slanted Sorter	File Sorter	
				
48-49	Hanging File Holders	Pencil Cup	Utility Tray	Memo Tray
				
50-51	Telephone Shelf	Wastebasket & Recycling Wastebasket		
				
52-54	Load Bar/Info Rail	Worksurface: Mounted Bracket	Slat board: 6 1/2''H	Slat board: 14 3/4''H
				

KnollExtra Visual Index

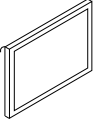
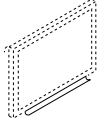
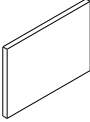
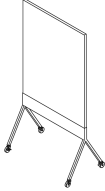
Page	TECHNOLOGY MANAGEMENT : SAPPER™ MONITOR ARM COLLECTION				
62-129	Single Arm Kits	Double Arm Kits	Triple Support Kits	Quadruple Support Kits	Sleeve Arm Kits
					
	Sapper 50 Single Arm Kits	Sapper 50 Double Arm Kits	Sapper 50 Sleeve Arm Kits	Multiple Monitor Beam Kits	Horsepower Mounting Kits
					

Page	TECHNOLOGY MANAGEMENT : SAPPER XYZ® MONITOR ARM SERIES		
140-161	Single Arm Kits	Dual Arms Kits	Crossbar
			

KnollExtra Visual Index

Page	TECHNOLOGY MANAGEMENT	
0-1	Surf Board or VDT Corner	VDT Sleeve
		
0-161	HAT Leg CPU Holder	
		
162-163	Cable Management Clips	Cable Management Basket
		

KnollExtra Visual Index

Page	COMMUNICATIONS BOARDS			
178-185	Marker Board	Marker Tray	Fabric Boards	Scribe™ Mobile Markerboard
				

KnollExtra Bracket Chart

Manufacturer	System	Bracket Suffix
Knoll	Reff	R
	Dividends	DV
	<i>(stanchion-mounted)</i> Dividends	DS
	Calibre	CE
	Currents	C
	<i>(stanchion-mounted)</i> Currents	CS

*EY for orchestra brackets. If your system is not listed, please consult your Knoll sales representative or Customer Service at 1-800-343-5665.

Maintaining Your Purchase

Maintenance

While KnollExtra relies on highly durable materials in each product line, regular basic maintenance will ensure the longevity of your product. Most stains, marks, and discolorations can be removed by following the simple instructions outlined on this page.

Plastic

Windex and a dry cloth.

Stainless Steel:

Windex and a dry cloth.

Antique Brass, Brushed Zinc and Black Oxide:

A damp cloth with no cleaning agents.

Satin Brass:

Pledge.

Linoleum:

Windex and a dry cloth.

Contemporary and Traditional Standard Leathers:

Mild soap and water on a soft cloth.

Spinneybeck Leathers:

As a result of the high quality aniline dye process, most scratches or minor stains can be removed simply by gently rubbing them with your fingers. The body's natural oils revitalize the leather. For stubborn stains, use mild soap and water. Take care to wash the surface evenly since soaps may slightly alter the leather's tonality.

Surf Collection:

Wipe nylon skin using warm water and mild detergent. Do not use abrasives.

Office Automation

Accessories/Storage Drawers:

Clean with a soft cloth and Windex, Fantastik, Endust or other non-abrasive household cleaners. Remove stubborn stains with SofScrub.

For Surf Board and VDT Sleeve soft touch paints, never use abrasives. Clean with lukewarm water and a soft cloth.

Marker Boards:

For day-to-day use, surface requires only a dry cleaning with a standard felt eraser or dry cloth. For best results, keep marker board and marker pens at room temperature. KnollExtra suggests Bic Great Erase BOLD marker pens which are designed for use on marker boards. All marker pens should be tightly capped and stored horizontally when not in use.

Follow the instructions below as a periodic maintenance program, or to remove stubborn stains:

1. Clean with EV-1 or any liquid ammonia-added cleaner and rinse with clean water, then dry. For best results, wash board like a window with sponge and squeegee.

2. Interim cleaning may be done by sprinkling a dry powdered cleanser on an eraser and applying to the board in a circular motion. Rinse with clean water, then dry.

3. To remove crayon, scotch tape, or other stubborn materials, apply a mild solvent or paste made with scouring powder and water.

Fabric Boards:

Despite the durability of most panel textiles, fabric boards are subject to long-term soiling and wear. A regular maintenance program will significantly lessen soil and dirt build up or staining on your fabric boards. Cleaning is particularly important in areas adjacent to air conditioning or ventilation systems.

Remember to consult the care instructions provided by the fabric manufacturer. The general recommendations below should apply to most fabric boards.

1. Avoid excessive heat or moisture which can affect finishes and adhesives. Never allow fabric panels to become wet inside the core. Room temperature should be maintained between 50 and 85 degrees; humidity should be maintained between 20 and 50%.

2. Avoid contact with sharp edges which could puncture the surface.

3. Do not handle fabric boards more than necessary. Avoid bending or flexing the panels; this could break the bond between the surface and core materials.

4. Grease or oil should be wiped off immediately upon contact. Remove excess grease or oil by blotting. Use hot water and mild soap to remove any remaining residue.

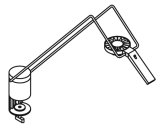
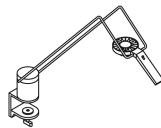
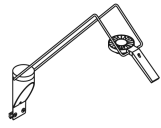
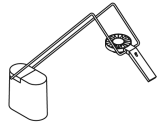
5. Whenever possible, clean only with warm water and mild soap. Use caution when applying cleaning agents, particularly those that contain alcohol, strong alkalis, or solvents. These ingredients may react to the vinyl backing or adhesives used in the fabric boards. Always test cleaning agents on fabric from the rear of the panel before using on the front.

6. Care should be taken in using strong room cleaners or pesticides. Their fumes may contain agents which lead to the loosening of the fabric board glue bond.

Pop Up Screens:

Clean with soap and water. For greasy stains, use a cleaning agent, first testing in a less visible area.


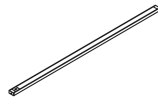
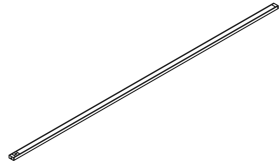
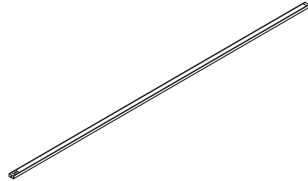
LED Light Series: Sparrow®
by Antenna Design

type	description
Open Table Clamp Mount	Sparrow desktop LED light with open table clamp mount
	
Panel Table Clamp Mount	Sparrow desktop LED light with panel table clamp mount
	
Antenna Beam Side Mount	Sparrow desktop LED light with Antenna beam side mount
	
Freestanding Base	Sparrow desktop LED light with freestanding base
	
Occupancy sensor	Universal occupancy sensor

pattern no.	list price
LED 1 (B or S) CLMP	\$636.
LED 1 (B or S) PCLMP	667.
LED 1 (B or S) SIDE	667.
LED 1 (B or S) BASE	680.
LED PIR	141.

Order Code	Ordering Information	Additional Information	Light Source Information
Example: LED-1-S-CLMP-111			
LED	LED	Sparrow is available in a black or white light finish with stainless steel or black frame.	9 watts single multichip LED.
1	Sparrow		50,000 hours lifespan.
S	Silver Frame	Occupancy sensor (LED PIR) can be added to any LED light and must be ordered separately.	
CLMP	Open Table Clamp Mount		
111	Black	UL Certified.	
		Open table clamp for use on open edge work surface and with minimum of 1 1/16" from back edge of work surface to wall, screen or panel. Work surface thickness minimum of 0.7", maximum of 1.5".	
		Panel table clamp for use with minimum of 3/16" from back edge of work surface to wall, screen or panel. Work surface thickness minimum of 0.9", maximum of 1.7".	

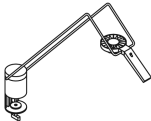
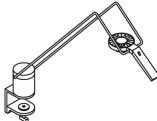
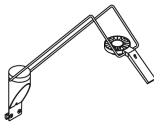
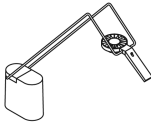
Height Range	Construction	Design Awards
Articulates 18° to 90° <ul style="list-style-type: none">• Table clamp: 2.5" to 21.4"• Antenna beam side: 3.5" to 22.3"• Freestanding: 4.3" to 23.2"	Lamp: LED, cast aluminum housing, stainless steel frame and plastic reflector and lens. Table clamp mount: steel. Antenna beam side mount: die cast aluminum. Freestanding base: plastic and cast iron. Occupancy sensor: extruded aluminum body, plastic face, end caps and lens.	Best of NeoCon 2013 Silver Award. Sparrow is TAA compliant.

type	description
19" Undercabinet Light	19" Highwire under-cabinet LED light with power source
	
37" Undercabinet Light	37" Highwire under-cabinet LED light with power source
	
67" Undercabinet Light	67" Highwire under-cabinet LED light with power source
	
79" Undercabinet Light	79" Highwire under-cabinet LED light with power source
	
Undercabinet Light Adder	19" Highwire under-cabinet LED light adder with connector cable
	37" Highwire under-cabinet LED light adder with connector cable
	67" Highwire under-cabinet LED light adder with connector cable
Occupancy sensor	Universal occupancy sensor

pattern no.	list price
LED 2 IN 19	\$442.
LED 2 IN 37	737.
LED 2 IN 67	1,108.
LED 2 IN 79	1,330.
LED 2 AD 19	377.
LED 2 AD 37	673.
LED 2 AD 67	1,029.
LED PIR	141.

Order Code	Ordering Information	Additional Information	Light Source Information	
Example: LED-2-AD-19-01-BLK	<i>Specify:</i> 1. Pattern number 2. Type of light 3. Length 4. Connector where required 5. Finish	Light ships with magnet and wood screw-in mounts. Occupancy sensor (LED PIR) can be added to any light and must be ordered separately. Occupancy sensor requires an additional 4.5" of clearance in addition to the length of the light. UL Certified. ETL Certified.	19": 9 watts, 35 LEDs. 37": 17 watts, 70 LEDs. 67": 31 watts, 126 LEDs. 79": 35 watts, 140 LEDs. 50,000 hours lifespan.	
LED				LED
2				Highwire
AD				Adder
19				Length
01	Connector			
BLK	Finish			
<i>Type of Light:</i> Individual : Ships with power source Adder: Ships without power source for interconnection purposes Highwire can be interconnected up to a maximum of 65 watts				
<i>Connector</i> 01: In-line 03: 3" 12: 12" 24: 24" 36: 36"				
<i>Finish Options:</i> Black (BLK) Silver (SLV)				


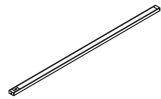
Construction	Design Awards
Highwire: LEDs, extruded aluminum housing, plastic reflector end caps.	Best of NeoCon 2013 Silver Award. Highwire is TAA compliant.
Occupancy sensor: extruded aluminum body, plastic face, end caps and lens.	

type	description
Open Table Clamp Mount	Sparrow desktop LED light with open table clamp mount and power source
	
Panel Table Clamp Mount	Sparrow desktop LED light with panel table clamp mount and power source
	
Antenna Beam Side Mount	Sparrow desktop LED light with Antenna beam side mount and power source
	
Freestanding Base	Sparrow desktop LED light with freestanding base and power source
	
Occupancy sensor	Universal occupancy sensor

pattern no.	list price
LED 1 (B or S) CLMP I	\$680.
LED 1 (B or S) PCLMP I	680.
LED 1 (B or S) SIDE I	680.
LED 1 (B or S) BASE I	680.
LED PIR	141.

Order Code	Ordering Information	Additional Information	Light Source Information
Example: LED-1-S-CLMP-I-CE-111	<i>Specify:</i>	Sparrow is available in a black or white light finish with stainless steel or black frame.	9 watts single multichip LED.
LED	1. Pattern number		50,000 hours lifespan.
1	2. Frame Finish		
S	3. Mount	Occupancy sensor (LED PIR) can be added to any LED light and must be ordered separately.	
CLMP	4. Certification/plug type: CE - Europe and Middle East (not UK) PSE - Japan UK - UK and Singapore SAA - Australia	UL Certified.	
I		Open table clamp for use on open edge work surface and with minimum of 1 1/16" from back edge of work surface to wall, screen or panel. Work surface thickness minimum of 0.7", maximum of 1.5".	
CE	Standard lead times do not apply for International orders, your account manager can request lead times.		
111		Panel table clamp for use with minimum of 3/16" from back edge of work surface to wall, screen or panel. Work surface thickness minimum of 0.9", maximum of 1.7".	
	Frame Finish: Black (B) Silver (S)		
	Light Finish Options: Black (111) White (118)		

Height Range	Construction	Design Awards
Articulates 18° to 90° <ul style="list-style-type: none">• Table clamp: 2.5" to 21.4"• Antenna beam side: 3.5" to 22.3"• Freestanding: 4.3" to 23.2"	Lamp: LED, cast aluminum housing, stainless steel frame and plastic reflector and lens. Table clamp mount: steel. Antenna beam side mount: die cast aluminum. Freestanding base: plastic and cast iron. Occupancy sensor: extruded aluminum body, plastic face, end caps and lens.	Best of NeoCon 2013 Silver Award. Sparrow is TAA compliant.

type	description
19" Undercabinet Light	19" Highwire under-cabinet LED light with power source
	
37" Undercabinet Light	37" Highwire under-cabinet LED light with power source
	
Undercabinet Light Adder	19" Highwire under-cabinet LED light adder with connector cable
	37" Highwire under-cabinet LED light adder with connector cable
Occupancy sensor	Universal occupancy sensor

pattern no.	list price
LED 2 IN 19 I	\$442.
LED 2 IN 37 I	737.
LED 2 AD 19	377.
LED 2 AD 37	673.
LED PIR	141.

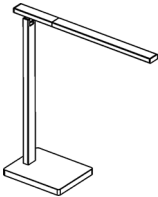
Order Code	Ordering Information	Ordering Information	Additional Information
Example: LED-2-IN-19-I-CE-BLK	<i>Specify:</i>	Standard lead times do not apply for International orders, your account manager can request lead times.	Light ships with magnet and wood screw-in mounts.
LED	1. Pattern number		
2	2. Type of light		
IN	3. Length		Occupancy sensor (LED PIR) can be added to any light and must be ordered separately.
19	4. Connector where required		
I	5. Certification/Plug type:		Occupancy sensor requires an additional 4.5" of clearance in addition to the length of the light.
CE	CE-Europe and Middle East (not UK or Germany)		
BLK	UK-UK and Singapore		
	6. Finish		
	<i>Type of Light:</i>		
	Individual : Ships with power source		
	Adder: Ships without power source for interconnection purposes		
	<i>Connector</i>		
	01: In-line		
	03: 3"		
	12: 12"		
	24: 24"		
	36: 36"		
	If IN line type, leave connector blank		
	<i>Finish Options:</i>		
	Black (BLK)		
	Silver (SLV)		

Light Source Information	Construction	Design Awards
19": 9 watts, 35 LEDs. 37": 16 watts, 70 LEDs. 50,000 hours lifespan.	Highwire: LEDs, extruded aluminum housing, plastic reflector end caps. Occupancy sensor: extruded aluminum body, plastic face, end caps and lens.	Best of NeoCon 2013 Silver Award. Highwire is TAA compliant.

Aleris by Fully
LED Desktop Light

KnollExtra

product	description
Freestanding Base	<ul style="list-style-type: none">• 10 watt LED bulb• USB Type-A (15W) and USB Type-C (15 - 18W) charge ports• 4 light temperature setting: 3000k - 6500k• 4 levels of brightness• 15"h x 14.25"w (at 90° angle)• ETL Certified



pattern no.	list price
ALF2 ()	\$253.

Order Code	Ordering Information	Finish Options
Example: ALF2-B	<i>Specify:</i>	<i>Finish Options:</i>
ALF2 Aleris by Fully	1. Pattern number	Black (B)
B Black	2. Finish	White (W)

Light Source Information
<ul style="list-style-type: none">• 10 watt LED• 15,000 hour lifespan• 3000k<ul style="list-style-type: none">- Draw: 9W- Output: 527 lumens• 3500k<ul style="list-style-type: none">- Draw: 9W- Output: 540 lumens• 5000k<ul style="list-style-type: none">- Draw: 9W- Output: 523 lumens• 6500k<ul style="list-style-type: none">- Draw: 10W- Output: 559 lumens

Copeland™ Light
by Stephan Copeland

KnollExtra

product	description
Compact Arm	<ul style="list-style-type: none">• Compact Arm.• 6 watt LED bulb.• Mounting option must be ordered separately.• 16.25" h x 17.75" w (at 90° angle)• Reaches height of 23.5" when extended up and depth of 28.75" when extended out.





Shown with base

pattern no.	list price
COPE-02-()	\$304.

Order Code	Ordering Information		Light Bulb Information
Example: COPE-01-SV,COPE-01-BASE-SV	<i>Specify:</i>	<i>Finish Options:</i>	<ul style="list-style-type: none">• Standard size ships with 10 watt LED bulb and Compact ships with 6 watt LED bulb.• Compact is 6W/120v/270K.• An incandescent light bulb can also be used. 60 watt is the maximum for the compact light.• ETL Certified.
COPE-01-SV Copeland light standard arm in silver	1. Pattern number for arm	Silver (SV)	
COPE-01-BASE-SV Copeland standard base in silver	2. Finish for arm	Black (111)	
	3. Mounting option pattern number		
	4. Mounting option finish		

Construction	Design Awards
The Copeland Light has a steel arm, aluminum axles, zinc coated cast iron base and metallic-painted ABS shade.	Best of NeoCon 2005, Silver Award

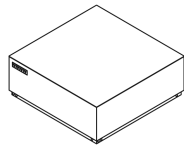
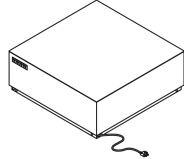
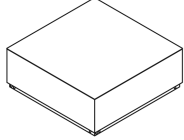

product	description
Mounting Options	<p>Compact base</p> <ul style="list-style-type: none"> To be used with compact arm only. 
	<p>Table clamp</p> <ul style="list-style-type: none"> To be used with either size arm. Works on desks of up to 1 3/4" thick. 

pattern no.	list price
COPE-02-BASE-()	\$167.
COPE-CLMP-()	100.

Order Code	Ordering Information	Light Bulb Information
Example: COPE-01-SV,COPE-01-BASE-SV	<i>Specify:</i>	<ul style="list-style-type: none"> • Standard size ships with 10 watt LED bulb and Compact ships with 6 watt LED bulb. • Compact is 6W/120v/2700K. • An incandescent light bulb can also be used. 60 watt is the maximum for the compact light. • ETL Certified.
COPE-01-SV Copeland light standard arm in silver	1. Pattern number for arm	
	2. Finish for arm	
	3. Mounting option pattern number	
COPE-01-BASE-SV Copeland standard base in silver	4. Mounting option finish	

Construction	Design Awards
The Copeland Light has a steel arm, aluminum axles, zinc coated cast iron base and metallic-painted ABS shade.	Best of NeoCon 2005, Silver Award

Power Series
Power Cube
by Antenna Design

item	description
	24" square table with electrical outlets on one side
	24" square table with electrical outlets on two sides
	24" square table with electrical outlets/USB on one side
	24" square table with electrical outlets/USB on two sides
	36" square table with electrical outlets on one side
	36" square table with electrical outlets on two sides
	36" square table with electrical outlets/USB on one side
	36" square table with electrical outlets/USB on two sides
	24" square table with electrical outlets on one side
	24" square table with electrical outlets/USB on one side
	36" square table with electrical outlets on one side
	36" square table with electrical outlets/USB on one side
	24" square table without power
	36" square table without power
Markerboard Cleaning Cloth	40 x 30 cm microfiber cloth
Markers	Set of 4 markers
	Optional cup to hold dry erase markers and microfiber cloth eraser and/or personal device power cords; magnetic application can be applied to any side of the Power Cube

pattern no.	list price
ACT-PW-PC-24-24-13-1E	\$2,753.
ACT-PW-PC-24-24-13-2E	3,043.
ACT-PW-PC-24-24-13-1EUSB	3,188.
ACT-PW-PC-24-24-13-2EUSB	3,475.
ACT-PW-PC-36-36-13-1E	3,188.
ACT-PW-PC-36-36-13-2E	3,475.
ACT-PW-PC-36-36-13-1EUSB	3,623.
ACT-PW-PC-36-36-13-2EUSB	3,913.
ACT-PW-PC-24-24-13-1C	2,753.
ACT-PW-PC-24-24-13-1CUSB	3,188.
ACT-PW-PC-36-36-13-1C	3,188.
ACT-PW-PC-36-36-13-1CUSB	3,623.

ACT-PW-PC-24-24-13-X	2,464.
ACT-PW-PC-36-36-13-X	2,896.

ACT-CB-M-CLOTH	19.
----------------	-----

ACT-CB-M-MARKER	39.
-----------------	-----

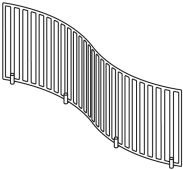
ACT-CUP-MG	194.
------------	------

Order Code	Ordering Information	General Notes	Construction
Example: ACT-PW-PC-36-36-13-1E	Specify: 1. Pattern number	Each electrical module has either 4 outlets or 3 outlets and 2 USB ports, depending on specification.	Power Cube: Powder coated steel, steel and nylon levelers
ACT	Activity Spaces		
PW	Power Collection		
PC	Power Cube		
36-36-13	36"x36"x13"	Power Cube is 13" high with 4 levelers. Hard wired comes with 72" whip. Cord set comes with 72" cord with a 3-prong plug for 120V outlets. Base includes one slot per corner for choice of cord exit.	Magnetic Accessory Cup: See page 42.
1E	Electrical outlets on one side		
	Optional Magnetic Accessory Cup must be specified in one of the following finishes: Code: Description 111 Jet Black 115 Medium Grey 118 Bright White 130 Dark Red 131 Slate Blue		

Note: Each Power Cube comes with a whiteboard finish and ships with 4 dry erase markers (blue, green, red and black) and a microfiber cloth eraser.

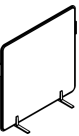



To prevent dry erase markers from drying out, store them with the cap down in the optional cup.

product	description
Desktop Screen	15"H x 39"W flexible molded foam screen



pattern no.	list
POP-DT-15-39-G-M ()	\$431.

Order Code	Ordering Information	Additional Information	Construction
Example: POP-DT-15-39-G-M-01	<i>Specify:</i>	Desktop	Desktop
POP-DT-15-39-G-M	1. Pattern number	Screen thickness is 3/8"	Screen: Molded Foam
	2. Finish	4 bases ship with each	Bases: Die-cast Zinc
01	<i>Finishes :</i>	Floorstanding	Floorstanding
Medium Grey	Medium Grey (01)	Curvature of the screen follows a 27" radius	Screen: Fabric-wrapped foam
	Light Grey (02)	Screen ships with top and bottom rails in screen color	Rails: Extruded aluminum
	Slate Blue (03)		Glides: Clear plastic
	Bright Red (04)		

product	description
	Inlet Screens
	54"h x 54"w
	54"h x 54"w with Handle
	54"h x 72"w
	54"h x 72"w with Handle
	72"h x 54"w
	72"h x 54"w with Handle
	Inlet Screens with Whiteboard
	54"h x 54"w with 39"h x 47" w Whiteboard
	54"h x 54"w with 39"h x 47" w Whiteboard and Handle
	54"h x 72" w with 27"h x 65" w Whiteboard
	54"h x 72" w with 27"h x 65" w Whiteboard and Handle
	72"h x 54" w with 39"h x 47" w Whiteboard
	72"h x 54" w with 39"h x 47" w Whiteboard and Handle
	Inlet Screens with Porthole
	54"h x 54"w with Porthole
	54"h x 54"w with Porthole and Handle
	54"h x 72" w with Porthole
	54"h x 72" w with Porthole and Handle
	72"h x 54" w with Porthole
	72"h x 54" w with Porthole and Handle
	Inlet Screen with Whiteboard Porthole
	54"h x 54" w with Left Porthole & 39"h x 21" h Whiteboard
	54"h x 54" w with Left Porthole, 39" h x 21" h Whiteboard and Handle
	54"h x 54" w with Right Porthole & 39" h x 21" h Whiteboard
	54"h x 54" w with Right Porthole, 39" h x 21" h Whiteboard and Handle
	54"h x 72" w with Left Porthole & 39" h x 39" h Whiteboard
	54"h x 72" w with Left Porthole, 39" h x 39" h Whiteboard and Handle
	54"h x 72" w with Right Porthole & 39" h x 39" h Whiteboard
	54"h x 72" w with Right Porthole, 39" h x 39" h Whiteboard and Handle
	72"h x 54" w with Left Porthole & 39" h x 21" h Whiteboard
	72"h x 54" w with Left Porthole, 39" h x 21" h Whiteboard and Handle
	72"h x 54" w with Right Porthole & 39" h x 21" h Whiteboard
	72"h x 54" w with Right Porthole, 39" h x 21" h Whiteboard and Handle






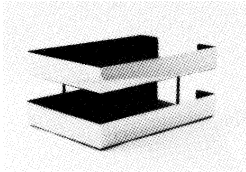
Order Code	Ordering Information
Example: INFR5454NPRS,PET35LT,PA,113,PET35LT	<i>Specify:</i>
INFR Inlet Screens	1. Pattern number
5454 54"h x 54"w	2. Finish
H Hand Hold	3. Screen Color
PR Porthold Right	4. Foot Color
S Whiteboard	5. Porthole Trim
PET35LT Light Grey Screens	
PA Polished Foot	
113 Grey Hand Hold	
PET35LT Light Grey Porthole Trim	

pattern no.	list
INFR5454NPNN	\$1,263.
INFR5454HPNN	1,313.
INFR5472NPNN	1,515.
INFR5472HPNN	1,566.
INFR7254NPNN	1,515.
INFR7254HPNN	1,566.
INFR5454NPNS	2,172.
INFR5454HPNS	2,222.
INFR5472NPNS	2,727.
INFR5472HPNS	2,778.
INFR7254NPNS	2,727.
INFR7254HPNS	2,778.
INFR5454NPRN	1,616.
INFR5454HPRN	1,667.
INFR5472NPRN	1,843.
INFR5472HPRN	1,894.
INFR7254NPRN	1,843.
INFR7254HPRN	1,894.
INFR5454NPLS	2,222.
INFR5454HPLS	2,273.
INFR5454NPRS	2,247.
INFR5454HPRS	2,298.
INFR5472NPLS	2,727.
INFR5472HPLS	2,778.
INFR5472NPRS	2,727.
INFR5472HPRS	2,778.
INFR7254NPLS	2,727.
INFR7254HPLS	2,778.
INFR7254NPRS	2,727.
INFR7254HPRS	2,778.

Specification Information
Screen Colors PET35LT = Light Grey PET35DG = Dark Grey
Foot Finish 113 = Grey 155 = Light Grey PA = Polished
Hand Hold Finish: 113 = Grey 155 = Light Grey
Porthole Trim: PET35LT = Light Grey PET35DG = Dark Grey PET35CO = Coral PET35JG = Jungle PET35LB = Lagoon

The Smokador™ Collection
Exec Rectilinear
accessories

KnollExtra

product	description	w	d	h	wgt.
Memo Box	Matte black interior. Includes 4" x 6" memo paper. Non-skid rubber pad on bottom.	4 1/4"	6 1/4"	5/8"	1 lb. 4 ozs.
					
Business Card Holder	Felt base. Available in black oxide only.	3 1/2"	2"	2"	6 ozs.
					
Round Pencil Cup	Matte black interior. Non-skid rubber pad on bottom.	3 1/8"		3 1/2"	9 ozs.
					
Round Clip Cup	Matte black interior. Non-skid rubber pad on bottom.	3"		2"	8 ozs.
					
Single Letter Tray	Legal size. Matte black interior with black linoleum floor pad. Recessed rubber feet and black felt bottom prevent scuffing.	10"	15"	2 1/4"	4 lbs. 5 ozs.
					
Double Letter Tray	Legal size. Matte black interiors with black linoleum floor pads and matte black posts. 2 1/2" between trays. Recessed rubber feet and black felt bottom prevent scuffing. Ships fully assembled.	10"	15"	6 1/2"	9 lbs. 2 ozs.
					

Order Code	Ordering Information	Custom Options	Construction
Example: 1905-BO	<i>Specify:</i>	Special sized letter and memo trays available. 100 piece minimum per line item.	Black oxide finish is a matte black hand-applied coating over steel.
1905 Memo box	1. Pattern number		
BO Black oxide	2. Finish		
	<i>Metal finishes:</i> Black Oxide (BO) Brushed Steel (BS)	Custom finishes available upon sample chip approval. 25 piece minimum per line item. Production set up fee varies by product. Contact your Knoll sales representative or Customer Service for complete pricing information.	Brushed steel is brushed steel with a lacquer finish.

pattern no.	black oxide	brushed steel
1905	\$195.	\$210.
1906	141.	
1915	157.	168.
1916	184.	195.
1901	325.	408.
1901-2	727.	900.



Desktop Accessories

The Smokador™ Collection

Exec Rectilinear

waste baskets

KnollExtra

product	description	w	d	h	wgt.
Round Wastebasket	Black oxide exterior with matte black interior. Non-toxic. 15 qt. capacity.	10"		14¾"	5 lbs.
					
Rectilinear Wastebasket	Black oxide exterior with matte black interior. Non-toxic. 24 qt. capacity.	8⅛"	13¼"	14⅞"	7 lbs.
					

pattern no.	black oxide
050	\$210.
055-BO	366.

Order Code	Ordering Information	Custom Options	Construction
Example: 050-BO	Specify:	Custom finishes available upon sample chip approval. 750 piece minimum on plated finishes; 100 piece minimum on painted finishes. Production set up fee varies by finish. Contact your Knoll sales representative or Customer Service for complete pricing information.	Metal Wastebaskets: Black oxide finish is a matte black hand-applied coating over steel.
050	1. Pattern number		
BO	2. Finish(when applicable)		
	Round wastebasket Metal finishes: Black Oxide (BO)		

Manufactured in the United States.

The Smokador™ Collection
Desk Pads

KnollExtra



product	description	w	d	wgt.
Rectilinear Desk Pad	Black linoleum with felt back. Rectilinear edge detail. No side panels.	34"	20"	4 lbs.
		38"	24"	5 lbs.
Radiused Desk Pad	Black linoleum with felt back. Radiused edge detail. No side panels.	23"	17"	3 lbs. 8 ozs.
		30"	18"	3 lbs. 12 ozs.
		34"	20"	4 lbs.
		38"	24"	5 lbs.
Rectilinear Conference Pad	Leather or black linoleum. Black felt back.	18"	12"	1 lb. 6 ozs.
		18"	12"	3 lbs. 6 ozs.
Oval Conference Pad	Black linoleum with black felt back.	18"	12"	1 lb. 4 ozs.

pattern no.	Black Linoleum	Vicenza
1912-30	\$267.	
1912-40	304.	
012-1	221.	
012-2	250.	
012-3	284.	
012-4	313.	
1912-20	148.	
3313		493.
512-20	148.	

Order Code	Ordering Information		
Example: 1912-30	Specify: 1. Pattern number 2. Finish(when applicable) Spinneybeck leathers: Vicenza (VZ)	There are 20 rich colors available in Vicenza. To view the complete color selection, please contact your Knoll sales representative or Spinneybeck. Please note that 10 or more units are required on all Spinneybeck orders.	Additional linoleum colors available. Special sizes available up to 34"W x 28"D. 50 piece minimum on all custom desk pads. Contact your Knoll sales representative or Customer Service for complete pricing information. Customer's own leather (COL) available upon approval of sample. 10 unit minimum on all specials. Upcharges based on number of cowhides required for production. Contact your Knoll sales representative or Customer Service for complete pricing information.
1912-30 Rectilinear Desk Pad			

Manufactured in the United States.

Desktop Accessories

product	description		d	h
Metal Letter Tray Stacking Posts	4 per set, with screws. For use with the Contemporary Leather and Exec Rectilinear Collections. Available in mirror chrome, mirror brass, and matte black only.		1/4"	4 1/4"
				
Letter Tray Stacking Post Threaded Rods	4 per set. For use with stacking posts for the Contemporary Leather and Exec Rectilinear Collections.			
				

pattern no.	list price
001-214	\$58.
001-315	10.

Order Code		Ordering Information	
Example:	001-214-MC	Specify:	Metal letter tray post finishes:
001-214	Metal letter tray stacking posts	1. Pattern number	Mirror Brass (MB)
		2. Finish (except Threaded Rods)	Matte Black (BK)
MC	Mirror chrome		

KnollExtra Magnetic Accessory Cup

Antenna Design



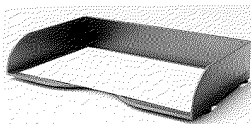
product	description	diameter	overall height	weight
Magnetic Accessory Cup	Large accessory cup for application to any magnetic surface. Fits dry erase markers, power cords, etc. Interior diameter is 3.7"; interior height is 4.4".	4"	6"	1.1 lbs.



pattern number	list price
ACT-CUP-MG	\$194.

Order Code	Ordering Information	Construction
Example: ACT-CUP-MG	<i>Specify:</i>	Die cast aluminum with textured powder coat paint, wool felt insert, neodymium magnets and steel fasteners.
ACT-CUP- Magnetic accessory cup	1. Pattern number	
MG	2. Finish	
118 Bright White	Finish:	Note: A non-magnetic version of this accessory cup is available on Interpole (Replace MG in pattern code with IP, see Antenna Workspaces price list for pricing) and Scribe Mobile Markerboards (see page 194 for specifications and pricing).
	Code: Description	Pacemakers and items sensitive to magnetic fields should be kept 3.5" from product.
	111 Jet Black	
	115 Medium Grey	
	118 Bright White	
	130 Dark Red	To prevent dry erase markers from drying out, store them with the cap down. To protect magnetic surface, avoid dragging the cup when repositioning.
	131 Slate Blue	

Orchestra® Universal System Accessories
by *Bruce Hannah & Ayse Birsal*
letter trays

product	description	w	d	h	wgt.	
	Front Letter Single Tray	Single tray. Non-scuffing rubber feet.	10 1/4"	13"	2 3/4"	1 lb. 2 ozs.
	Limited Availability					
	Side Letter Single Tray	Single tray. Non-scuffing rubber feet.	13 1/4"	9 1/2"	2 3/4"	1 lb. 7 ozs.
	Limited Availability					
	Side Legal Single Tray	Single tray. Non-scuffing rubber feet.	15 1/2"	9 1/2"	2 3/4"	2 lbs.
	Limited Availability					
	Replacement Stacking Brackets	Set of four stacking brackets for all Orchestra letter trays.	3/4"	1 1/2"	2"	1 oz. (set)
	Limited Availability					

pattern no.	translucent colors list price	opaque colors list price
ORCH-F-LT	\$82.	\$63.
ORCH-S-LT	82.	63.
ORCH-S-LGT	99.	85.
ORCH-SB	7.	6.



Order Code	Ordering Information	Custom Options
Example: ORCH-F-LT-BK	<i>Specify:</i>	Custom colors available upon sample chip approval. \$364 color match fee and 500 piece minimum per line item.
ORCH-F- Front letter tray	1. Pattern number	
LT	2. Finish	
BK Black	<i>Opaque plastic finishes:</i>	
	Black (BK) Medium Grey (DG) Soft Grey (E)	
	<i>Translucent K-resin finish:</i>	
	Clear (CL)	
	Letter trays mounted on slat wall or load bars accommodate up to max. 15lbs of weight.	

Construction	Design Awards
<p><i>Opaque plastic finishes:</i> Sturdy polystyrene plastic in matte, textured finish. Fingerprint resistant.</p> <p><i>Translucent finishes:</i> Sturdy K-resin (SBC) plastic.</p> <p>Manufactured in the United States.</p>	<p>Permanent Collection of the Cooper-Hewitt, National Design Museum, Smithsonian Institution, 1994; ROSCOE Award, Interior Design Magazine, 1991; Outstanding Performance, Product Design Achievement Award, IBD Southern California Chapter, 1991; Bronze Award, IBD Product Design Competition, 1990.</p>

Orchestra® Universal System Accessories

by Bruce Hannah & Ayse Birsel

hanging file holders, pencil cup, utility trays, tape dispenser and memo tray

product	description	w	d	h	wgt.
Hanging File Holders <div></div>	2 per set. Attach to rail and hold legal or letter size hanging folders for easy access. Not for use on Currents slat wall.	1"	8"	1"	8 ozs. (pair)
Pencil Cup <div></div>	Three compartments for pencils, 4" x 6" memo paper, and large Post-It™ Notes. Not available in Black	5"	3"	4"	7 ozs.
Utility Tray <div></div>	6 versatile compartments hold pencils, paper clips, and other paper management items. Largest compartment is 3" x 8 1/4". Limited Availability	12"	7"	1"	12 ozs.
Memo Tray <div></div>	Includes 4" x 6" memo paper. Non-scuffing rubber feet. Available in Black (BK) and Clear (CL) only	6"	4"	1"	9 ozs.




Order Code	Ordering Information	Custom Options
Example: ORCH-PC	<i>Specify:</i>	For plastic accessories, custom colors available upon sample chip approval. \$364 color match fee and 500 piece minimum per line item.
ORCH-PC Pencil cup	1. Pattern number	
CL Clear	2. Finish	
	3. Divider finish(mini-shelf only)	
	<i>Opaque plastic finishes:</i> Black (BK) Medium Grey (DG) Soft Grey (E)	
	<i>Translucent K-resin finish:</i> Clear (CL)	
	<i>Hanging file holder metal finishes:</i> Black (BK)	

pattern no.	translucent colors list price	opaque colors list price
ORCH-HFH		\$76.
ORCH-PC	48.	43.
ORCH-UT	58.	56.
ORCH-MT	48.	43.

Construction	Design Awards
<i>Hanging file holders:</i> Medium grey painted aluminum or black anodized aluminum. Mini-shelf dividers are poly-styrene plastic.	Permanent Collection of the Cooper-Hewitt, National Design Museum, Smithsonian Institution, 1994; ROSCOE Award, Interior Design Magazine, 1991; Outstanding Performance, Product Design Achievement Award, IBD Southern California Chapter, 1991; Bronze Award, IBD Product Design Competition, 1990.
<i>Pencil cup and utility tray:</i> Sturdy polystyrene plastic in a matte,textured finish. Fingerprint resistant.	
<i>Translucent finishes:</i> Sturdy K-resin (SBC) plastic.	
Manufactured in the United States.	

Orchestra® Universal System Accessories
by Bruce Hannah & Ayse Birsel
telephone shelf and waste baskets

KnollExtra


product	description	w	d	h	wgt.
Telephone Shelf	Holds virtually any standard office telephone. Available in black only.	12"	11 ½"	2"	3 lbs. 12 ozs.
					
Wastebasket	Freestanding. 24 qt. capacity.	8 ½"	14"	14 ⅞"	4 lbs. 6 ozs.
					
Recycling Wastebasket	Blue recycling color for desk-side separation of waste materials. Includes recycling stickers. Freestanding. 24 qt. capacity.	8 ½"	14"	14 ⅞"	4 lbs. 6 ozs.
					

pattern no.	list	opaque colors list price
ORCH-TS-UNI		\$159.
ORCH-WBK	172.	
ORCH-WBK-R-EB	172.	

Order Code	Ordering Information	Custom Options
Example: ORCH-WBK	<i>Specify:</i>	For plastic accessories, custom colors available upon sample chip approval. \$364 color match fee and 500 piece minimum per line item.
ORCH-WBK Waste basket	1. Pattern number 2. Finish (When applicable) <i>Telephone Shelf finishes:</i> Black (BK)	

Custom Options	Construction	Construction	Design Awards
Additional desk pad colors available. Special sizes available up to 34"W x 28"D. 50 piece minimum on all custom desk pads. Custom wastebasket colors available upon sample chip approval. \$359 color match fee and 750 minimum per line item. Contact your Knoll sales representative or Customer Service for complete pricing information.	<i>Telephone shelf:</i> 16-gauge painted steel. All other items are manufactured in the United States.	<i>Wastebasket:</i> Polypropylene with matte textured finish. Manufactured in the United States.	Permanent Collection of the Cooper-Hewitt, National Design Museum, Smithsonian Institution, 1994; ROSCOE Award, Interior Design Magazine, 1991; Outstanding Performance, Product Design Achievement Award, IBD Southern California Chapter, 1991; Bronze Award, IBD Product Design Competition, 1990.

Orchestra® Universal System Accessories
by Bruce Hannah & Ayse Birsel
load bar/info rail



product	description	w	d	h	wgt.
Load Bar/Info Rail 	<ul style="list-style-type: none">Fits virtually every office system.Mounts on panel, stanchion, wall or freestanding desk.Info Rail underside holds memos and notes for easy access.Black plastic end caps.Wall, stanchion or panel-mounted brackets included in list price (see mounting options page).	24"	1/2"	3"	1 lb. 9 ozs.
		30"	1/2"	3"	2 lbs.
		35"	1/2"	3"	2 lbs. 6 ozs.
		36"	1/2"	3"	2 lbs. 9 ozs.
		42"	1/2"	3"	3 lbs.
		45"	1/2"	3"	3 lbs. 2 ozs.
		48"	1/2"	3"	3 lbs. 4 ozs.
		54"	1/2"	3"	4 lbs.
		60"	1/2"	3"	4 lbs. 5 ozs.
		66"	1/2"	3"	4 lbs. 8 ozs.
		72"	1/2"	3"	4 lbs. 12 ozs.
Dividends and Caliber Stanchion Mounted Load Bar	(Note: Dividends End Panels including sliding door overdesks do not support load bars.)	31 5/8"	1/2"	3"	
		37 5/8"	1/2"	3"	
		43 5/8"	1/2"	3"	
		55 3/8"	1/2"	3"	
		67 5/8"	1/2"	3"	

pattern no.	list
OR-LBI-24-()()	\$160.
OR-LBI-30-()()	160.
OR-LBI-35-()()	170.
OR-LBI-36-()()	170.
OR-LBI-42-()()	190.
OR-LBI-45-()()	210.
OR-LBI-48-()()	210.
OR-LBI-54-()()	234.
OR-LBI-60-()()	245.
OR-LBI-66-()()	269.
OR-LBI-72-()()	315.
OR-LBI-36-DV-()()	108.
OR-LBI-42-DV-()()	132.
OR-LBI-48-DV-()()	157.
OR-LBI-60-DV-()()	184.
OR-LBI-72-DV-()()	234.

Order Code	Ordering Information		
Example: OR-LBI-36-111 OR-BKT-PM-R	Specify:	Painted Core aluminum finishes:	Painted Legacy aluminum finishes are still available for existing customers only:
OR-LBI-36 36 "load bar	1. Pattern number	Medium Grey (115)	Medium Metallic Grey (DG)
111 Black	2. System Suffix	Soft Grey (117)	Soft Grey (E)
OR-BKT- Panel-mounted bracket	3. Finish	Black (111)	Warm Putty (WP)
PM-R for Reff	4. Mounting Option	Beige Mist Metallic (611)	Flint (F)
	Special sizes and small quantity orders may be painted	Brown (112)	Black (BK)
	Anodized aluminum finish:	Dark Grey (113)	
	Silver Anodized (SV)	Folkstone Grey (114)	
		Sandstone (116)	
		Bright White (118)	
		Medium Grey Metallic (612)	

Mounting Options	Custom Options	Construction	Design Awards
Please note flat panel monitor arms cannot be mounted on Orchestra® load bars. Flat panel monitors can be mounted on Orchestra® slat wall only when mounted on an architectural wall. Please see p.126 for flat panel monitor support mount options.	Note: Load Bar/Info Rails are available in custom lengths. Please note that for all lengths greater than 66", load bar will be painted, not anodized. Contact your local Knoll Customer Service representative for details.	Load bar/info rail: Corrosion-resistant T-6063 painted or anodized aluminum. End caps are textured polystyrene plastic. Load Bar is filled with 1/2" Delrin plastic pellets to support papers on info rail.	Permanent Collection of the Cooper-Hewitt, National Design Museum, Smithsonian Institution, 1994; ROSCOE Award, Interior Design Magazine, 1991; Outstanding Performance, Product Design Achievement Award, IBD Southern California Chapter, 1991; Bronze Award, IBD Product Design Competition, 1990.
See page 56 for mounting options		Manufactured in the United States.	

Orchestra® Universal System Accessories
by Bruce Hannah & Ayse Birsel
slat board 6 1/2" and 14 3/4"

product	description	w	d	h	wgt.
<div>Slat board-6 1/2"</div> 	<ul style="list-style-type: none">Fits virtually every office system. Mounts on panel, stanchion, wall or freestanding desk.3 horizontal accessory channels.Info rail underside holds memos and notes for easy access.Wall, stanchion, or panel-mounted brackets included in list price (see mounting options page).	24"	1"	6 1/2"	2 lbs. 9 ozs.
		30"	1"	6 1/2"	3 lbs. 3 ozs.
		35"	1"	6 1/2"	3 lbs. 13 ozs.
		36"	1"	6 1/2"	3 lbs. 13 ozs.
		42"	1"	6 1/2"	4 lbs. 8 ozs.
		45"	1"	6 1/2"	4 lbs. 8 ozs.
		48"	1"	6 1/2"	5 lbs. 2 ozs.
		54"	1"	6 1/2"	5 lbs. 12 ozs.
		60"	1"	6 1/2"	6 lbs. 6 ozs.
		66"	1"	6 1/2"	7 lbs.
		72"	1"	6 1/2"	7 lbs. 11 ozs.
<div>Slat board-14 3/4"</div> 	<ul style="list-style-type: none">Fits virtually every office system. Mounts on panel, stanchion, wall or freestanding desk.8 horizontal accessory channels.Info rail underside holds memos and notes for easy access.Wall, stanchion, or panel-mounted brackets included in list price (see mounting options page).	24"	1"	14 3/4"	5 lbs. 2 ozs.
		30"	1"	14 3/4"	6 lbs. 6 ozs.
		35"	1"	14 3/4"	7 lbs. 1 oz.
		36"	1"	14 3/4"	7 lbs. 1 oz.
		42"	1"	14 3/4"	9 lbs.
		45"	1"	14 3/4"	9 lbs.
		48"	1"	14 3/4"	10 lbs. 4 ozs.
		54"	1"	14 3/4"	11 lbs. 8 ozs.
		60"	1"	14 3/4"	12 lbs. 12 ozs.
		66"	1"	14 3/4"	14 lbs.
		72"	1"	14 3/4"	15 lbs. 6 ozs.

pattern no.	list price
OR-SL-06-24-() ()	\$239.
OR-SL-06-30-() ()	279.
OR-SL-06-35-() ()	316.
OR-SL-06-36-() ()	316.
OR-SL-06-42-() ()	351.
OR-SL-06-45-() ()	396.
OR-SL-06-48-() ()	396.
OR-SL-06-54-() ()	433.
OR-SL-06-60-() ()	472.
OR-SL-06-66-() ()	510.
OR-SL-06-72-() ()	553.
OR-SL-14-24-() ()	629.
OR-SL-14-30-() ()	696.
OR-SL-14-35-() ()	761.
OR-SL-14-36-() ()	761.
OR-SL-14-42-() ()	838.
OR-SL-14-45-() ()	919.
OR-SL-14-48-() ()	919.
OR-SL-14-54-() ()	997.
OR-SL-14-60-() ()	1,077.
OR-SL-14-66-() ()	1,152.
OR-SL-14-72-() ()	1,238.


Order Code	Ordering Information		
Example: OR-SL-06-42-DV-117-OR-BKT-PM-DV	<i>Specify:</i> 1. Pattern number 2. System 3. Finish 4. Mounting Option <i>Satin anodized aluminum finish:</i> Satin Anodized Aluminum (SA) includes painted matte black endcap. Special sizes and small quantity orders may be painted	<i>Painted aluminum finishes:</i> Medium Grey (115) Soft Grey (117) Black (111) Beige Mist Metallic (611) Brown (112) Dark Grey (113) Folkstone Grey (114) Sandstone (116) Bright White (118) Medium Grey Metallic (612)	<i>Painted Legacy aluminum finishes are still available for existing customers only:</i> Medium Metallic Grey (DG) Soft Grey (E) Warm Putty (WP) Flint (F) Black (BK) <i>Worksurface-mounted bracket:</i> Metal posts attach to underside of worksurface with C-clamp, raising Load Bar 10" above worksurface. Usable on worksurfaces 1 1/8"-1 13/16" thick. Set of 2 brackets. For Slat boards wider than 66", order additional brackets. For use with load bars and 6 1/2" slat boards only.
OR-SL-06-42 42"W x 6 1/2"H slat board			
DV Dividends suffix			
117 Soft grey			
OR-BKT-PM-DV Panel-mounted bracket for Dividends			

Mounting Options	Custom Options	Construction
Please note flat panel monitor arms cannot be mounted on Orchestra® load bars. Flat panel monitors can be mounted on Orchestra® slat wall only when mounted on an architectural wall. Please review before mounting. Please see p.126 for flat panel monitor support mount options.	Panel, stanchion and wall-mounted brackets: Wall, stanchion, or panel-mounted brackets are included in the list price.	Note: Slat board is available in custom lengths of up to 96". Please note that for all lengths greater than 66", load bar will be painted, not anodized. Brackets are currently available for virtually every major office system. Panel-mounted brackets for other systems can be developed. Minimum of 100 sets per bracket. Tooling and set-up charges may be required.
Dividends Horizon panel mounting note: Slat board mounts on panel slots which are 5"-7 1/2" below the top cap, depending on the height of the panel.		Corrosion-resistant T-6063-T5 painted or anodized aluminum. End caps are 11 gauge steel painted matte black.Bottom rail is filled with 1/2" Delrin plastic pellets to support papers on Info Rail. Worksurface-mounted bracket: Die-cast aluminum painted black. Manufactured in the United States.

Orchestra® Universal System Accessories

by Bruce Hannah & Ayse Birsel

mounting options

product	description
<div>Mounting Options</div> 	Panel Mounted Bracket (Deep Universal only). Based on 1" centers. Set of 2.*
	Panel Mounted Bracket (Dividends Panel only). Set of 2.*
	Panel Mounted Bracket (Shallow Universal only). Based on 1" centers. Set of 2.*
	Stanchion-Mounted Bracket (Calibre only). Set of 2.*
	Stanchion-Mounted Bracket (Currents workshelf and stanchion). Set of 2.*
	Stanchion-Mounted Bracket (Dividends only). Set of 2.*
	Wall-Mounted Bracket. Set of 2.*
	Worksurface-Mounted Bracket. For load bars and 6 1/2" slat boards only. Set of 2. Black finish.

Worksurface - Mounted Brackets

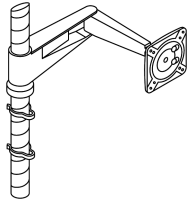
pattern no.	list price
OR-BKT-PM-B *	\$18.
OR-BKT-PM-DV *	18.
OR-BKT-PM-D *	18.
OR-BKT-PM-CE *	22.
OR-BKT-PM-CS *	49.
OR-BKT-PM-DS *	22.
OR-BKT-WM *	43.
OR-BKT-SM-A	253.

* No charge when ordered with Load Bar or Slat board, configured in load bar and slat board pattern numbers when ordered with load bars and slat boards.

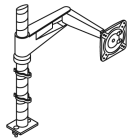
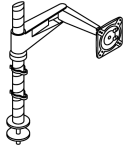
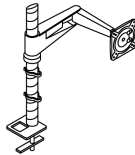
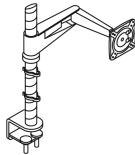
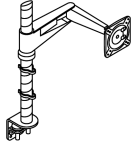
Order Code	Ordering Information	Mounting Options	
Example: OR-BKT-SM-A	<i>Specify:</i>	<i>Panel, stanchion and wall-mounted brackets:</i>	<i>Worksurface-mounted bracket:</i>
OR-BKT-SM-A	1. Pattern number	Wall, stanchion, or panel-mounted brackets are included in the list price and are specified when ordering pattern number.	Metal posts attach to underside of worksurface with C-clamp, raising Load Bar 10" above worksurface. Usable on worksurfaces 7/8"-1 1/2" thick. There should be at least 3/4"-1" of space between the back of the desk and the surface behind (ie. it cannot be flush). Set of 2 brackets. For Load Bars wider than 66", order additional brackets. For use with load bars and 6 1/2" slat boards only.

Mounting Options	Custom Options	Construction	Design Awards
Please note flat panel monitor arms cannot be mounted on Orchestra® load bars. Flat panel monitors can be mounted on Orchestra® slat wall only when mounted on an architectural wall. Please review before mounting. Please see p.126 for flat panel monitor support mount options.	Brackets are currently available for virtually every major office system. Panel-mounted brackets for other systems can be developed. Minimum of 100 sets per bracket. Tooling and set-up charges may be required. Contact your Knoll sales representative or Customer Service for complete pricing information.	<i>Worksurface-mounted bracket:</i> Die-cast aluminum painted black. Manufactured in the United States.	Permanent Collection of the Cooper-Hewitt, National Design Museum, Smithsonian Institution, 1994; ROSCOE Award, Interior Design Magazine, 1991; Outstanding Performance, Product Design Achievement Award, IBD Southern California Chapter, 1991; Bronze Award, IBD Product Design Competition, 1990.
Worksurface mounted bracket is for use with load bars and 6 1/2" slat boards only. (14 3/4" slat board is too large for this application.)			

Sapper™ Monitor Arm Collection
Easy Order Single Arm Kits
by Richard Sapper



Kit includes everything needed to mount one monitor to a work surface, slat wall or wall: single standard arm, 16" mast (unless otherwise specified), movement joint (includes fast release monitor plate), adjustment knob, cable management clips and mounting option (see right for options)



Order Code		Ordering Information	
Example:	SAP-MA-S-CLMP-K-(115)-(R)	Specify:	Antenna table center beam side mount finish options:
SAP-MA-S-CLMP-K	Sapper single standard arm table clamp kit	1. Pattern number	Jet Black (111)
115	Medium Grey	2. Finish where required	Brown (112)
R	Red knob	Kits do not require any additional mounting specifications.	Dark Grey (113)
			Folkstone (114)
		<i>Standard Monitor Arm Finish Options:</i>	Medium Grey (115)
		Jet Black (111)	Sandstone (116)
		Medium Grey (115)	Soft Grey (117)
		Bright White (118)	Bright White (118)
			Dark Red (130)
		<i>Silver Monitor Arm Finish Option:</i>	Slate Blue (131)
		Silver (SILV)	Beige Mist Metallic (611)
			Medium Metallic Grey (612)
		<i>Knob Finish Option:</i>	Silver Metallic (613)
		Red (R)	
		Black (B)	
			Standard single monitor arm kits in every finish are TAA compliant (Trade American Act), but not BAA compliant (Buy American Act).
			Kits without masts do not require and do not include adjustment knob and cable management clips.
			ANSI.BIFMA X5.5-2014 Certified.

pattern no.	silver finish list price	standard finish list price
SAP MA S CLMP K ()	\$502.	\$434.
SAP MA S 24 CLMP K ()	572.	497.

SAP MA S CLMP DP K ()	553.	482.
SAP MA S 24 CLMP DP K ()	622.	540.

SAP MA S GRMT K ()	508.	442.
SAP MA S 24 GRMT K ()	575.	501.

SAP MA S FTM K ()	481.	418.
SAP MA S 24 FTM K ()	540.	470.

SAP MA S ANT CTR K ()	481.	418.
SAP MA S 24 ANT CTR K ()	550.	478.

Mounting and Application Information

See page 126 for comprehensive mounting, application and construction information.

Standard single monitor arm kits in every finish are TAA compliant (Trade American Act), but not BAA compliant (Buy American Act).

Kits without masts do not require and do not include adjustment knob and cable management clips.

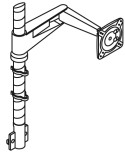
ANSI.BIFMA X5.5-2014 Certified.

Sapper™ Monitor Arm Collection

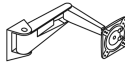
Easy Order Single Arm Kits

by Richard Sapper

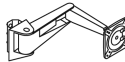
Kit includes everything needed to mount one monitor to a worksurface, slat wall or wall: single standard arm, 16" mast (unless otherwise specified), movement joint (includes fast release monitor plate), adjustment knob, cable management clips and mounting option (see right for options)



Interpole Slot Mount



Interpole Direct Channel Mount



description

Single monitor arm Antenna table center beam side mount kit with 16" mast

Single monitor arm Antenna table center beam side mount kit with 24" mast

Single monitor arm Interpole slot mount kit *

Single monitor arm Interpole direct channel mount kit *

Order Code	Ordering Information
Example: SAP-MA-S-CLMP-K-(115)-(R)	<i>Specify:</i>
SAP-MA-S-CLMP-K	1. Pattern number
Sapper single standard arm table clamp kit	2. Finish where required
115	Kits do not require any additional mounting specifications.
Medium Grey	<i>Standard Monitor Arm Finish Options:</i>
R	Jet Black (111)
Red knob	Medium Grey (115)
	Bright White (118)
	<i>Silver Monitor Arm Finish Option:</i>
	Silver (SILV)
	<i>Knob Finish Option:</i>
	Red (R)
	Black (B)
	<i>Antenna table center beam side mount finish options:</i>
	Jet Black (111)
	Brown (112)
	Dark Grey (113)
	Folkstone (114)
	Medium Grey (115)
	Sandstone (116)
	Soft Grey (117)
	Bright White (118)
	Dark Red (130)
	Slate Blue (131)
	Beige Mist Metallic (611)
	Medium Metallic Grey (612)
	Silver Metallic (613)
	Standard single monitor arm kits in every finish are TAA compliant (Trade American Act), but not BAA compliant (Buy American Act).
	Kits without masts do not require and do not include adjustment knob and cable management clips.
	ANSI.BIFMA X5.5-2014 Certified.

KnollExtra

pattern no.

silver finish
list price

standard finish
list price

SAP MA S ANT SIDE K ()

\$492.

426.

SAP MA S 24 ANT SIDE K ()

562.

38.

SAP MA S POLE SLOT K ()

397.

45.

SAP MA S POLE DCH K ()

485.

20.

Mounting and Application Information

See page 126 for comprehensive mounting, application and construction information.

Standard single monitor arm kits in every finish are TAA compliant (Trade American Act), but not BAA compliant (Buy American Act).

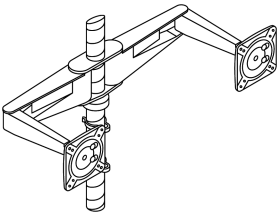
Kits without masts do not require and do not include adjustment knob and cable management clips.

ANSI.BIFMA X5.5-2014 Certified.

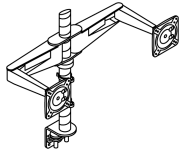
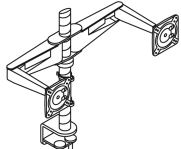
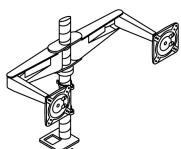
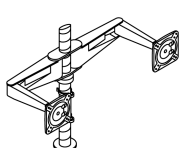
Sapper™ Monitor Arm Collection

Easy Order Double Arm Kits

by Richard Sapper



Kit includes everything needed to mount two monitors to a worksurface, slat wall or wall: two standard arms, 16" mast (unless otherwise specified), movement joints (includes fast release monitor plate), adjustment knob, cable management clips, double arm bracket and mounting option (see right for options)

type	description	
	Two-Piece Table Clamp Mount	Double monitor arm table clamp kit with 16" mast
		Double monitor arm with 180° limit table clamp kit with 16" mast
		Double monitor arm table clamp kit with 24" mast
		Double monitor arm with 180° limit table clamp kit with 24" mast
	Deep Table Clamp Mount	Double monitor arm deep table clamp kit with 16" mast
		Double monitor arm with 180° limit deep table clamp kit with 16" mast
		Double monitor arm deep table clamp kit with 24" mast
		Double monitor arm with 180° limit deep table clamp kit with 24" mast
	Grommet Mount	Double monitor arm grommet mount kit with 16" mast
		Double monitor arm with 180° limit grommet mount kit with 16" mast
		Double monitor arm grommet mount kit with 24" mast
		Double monitor arm with 180° limit grommet mount kit with 24" mast
	Fixed Table Mount	Double monitor arm fixed table mount kit with 16" mast
		Double monitor arm with 180° limit fixed table mount kit with 16" mast
		Double monitor arm fixed table mount kit with 24" mast
		Double monitor arm with 180° limit fixed table mount kit with 24" mast

Order Code	Ordering Information		
Example: SAP-MA-D-ANT-SIDE-K-(115)-(613)-(R)	<i>Specify:</i>	<i>Antenna table center beam side mount finish options:</i>	Standard double monitor arm kits in every finish are TAA compliant (Trade American Act), but not BAA compliant (Buy American Act).
SAP-MA-D-ANT-SIDE-K	1. Pattern number	Jet Black (111)	ANSI.BIFMA X5.5-2014 Certified.
D-ANT-SIDE-K	2. Finish where required	Brown (112)	
115	Kits do not require any additional mounting specifications.	Dark Grey (113)	
613		Folkstone (114)	
R		Medium Grey (115)	
	<i>Standard Monitor Arm Finish Options:</i>	Sandstone (116)	
	Jet Black (111)	Soft Grey (117)	
	Medium Grey (115)	Bright White (118)	
	Bright White (118)	Dark Red (130)	
	<i>Silver Monitor Arm Finish Option:</i>	Slate Blue (131)	
	Silver (SILV)	Beige Mist Metallic (611)	
		Medium Metallic Grey (612)	
	<i>Knob Finish Option:</i>	Silver Metallic (613)	
	Red (R)		
	Black (B)		

pattern no.	silver finish list price	standard finish list price
SAP MA D CLMP K ()	\$877.	\$764.
SAP MA DL CLMP K ()	918.	804.
SAP MA D 24 CLMP K ()	947.	823.
SAP MA DL 24 CLMP K ()	990.	862.
SAP MA D CLMP DP K ()	934.	811.
SAP MA DL CLMP DP K ()	975.	850.
SAP MA D 24 CLMP DP K ()	996.	868.
SAP MA DL 24 CLMP DP K ()	1,039.	905.
SAP MA D GRMT K ()	899.	779.
SAP MA DL GRMT K ()	939.	821.
SAP MA D 24 GRMT K ()	951.	826.
SAP MA DL 24 GRMT K ()	1,001.	871.
SAP MA D FTM K ()	859.	749.
SAP MA DL FTM K ()	901.	790.
SAP MA D 24 FTM K ()	917.	797.
SAP MA DL 24 FTM K ()	961.	835.

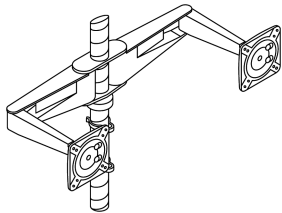
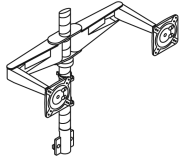
Mounting and Application Information
See page 126 for comprehensive mounting, application and construction information.

Sapper™ Monitor Arm Collection

Easy Order Double Arm Kits

by Richard Sapper

KnollExtra

	type	description
	Antenna Center Beam Center Mount	Double monitor arm Antenna table center beam center mount kit with 16" mast
		Double monitor arm Antenna table center beam center mount kit with 24" mast
		Double monitor arm with 180° limit Antenna table center beam center mount kit with 16" mast
		Double monitor arm with 180° limit Antenna table center beam center mount kit with 24" mast
	Antenna Center Beam Side Mount	Double monitor arm Antenna table center beam side mount kit with 16" mast
		Double monitor arm Antenna table center beam side mount kit with 24" mast
		Double monitor arm with 180° limit Antenna table center beam side mount kit with 16" mast
		Double monitor arm with 180° limit Antenna table center beam side mount kit with 24" mast

Kit includes everything needed to mount two monitors to a worksurface, slat wall or wall: two standard arms, 16" mast (unless otherwise specified), movement joints (includes fast release monitor plate), adjustment knob, cable management clips, double arm bracket and mounting option (see right for options)

pattern no.	silver finish list price	standard finish list price
SAP MA D ANT CTR K ()	\$859.	\$749.
SAP MA D 24 ANT CTR K ()	927.	805.
SAP MA DL ANT CTR K ()	901.	790.
SAP MA DL 24 ANT CTR K ()	972.	845.
SAP MA D ANT SIDE K ()	870.	758.
SAP MA D 24 ANT SIDE K ()	935.	813.
SAP MA DL ANT SIDE K ()	909.	798.
SAP MA DL 24ANT SIDE K ()	980.	851.

Order Code	Ordering Information		
Example: SAP-MA-D-ANT-SIDE-K-(115)-(613)-(R)	<i>Specify:</i> 1. Pattern number 2. Finish where required	<i>Antenna table center beam side mount finish options:</i> Jet Black (111) Brown (112) Dark Grey (113) Folkstone (114) Medium Grey (115) Sandstone (116) Soft Grey (117) Bright White (118) Dark Red (130) Slate Blue (131) Beige Mist Metallic (611) Medium Metallic Grey (612) Silver Metallic (613)	Standard double monitor arm kits in every finish are TAA compliant (Trade American Act), but not BAA compliant (Buy American Act).
SAP-MA-D-ANT-SIDE-K	Sapper double monitor arm Antenna side beam mount	Kits do not require any additional mounting specifications.	ANSI.BIFMA X5.5-2014 Certified.
115	Medium Grey		
613	Silver		
R	Red knob		
	<i>Standard Monitor Arm Finish Options:</i> Jet Black (111) Medium Grey (115) Bright White (118)		
	<i>Silver Monitor Arm Finish Option:</i> Silver (SILV)		
	<i>Knob Finish Option:</i> Red (R) Black (B)		

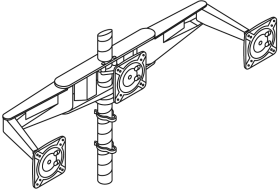
Mounting and Application Information
See page 126 for comprehensive mounting, application and construction information.

Sapper™ Monitor Arm Collection

Easy Order Triple Monitor Support Kits

by Richard Sapper

KnollExtra

type	description	
 <i>Kit includes everything needed to mount three monitors to a worksurface, slat wall or wall: two standard arms, 16" mast (unless otherwise specified), movement joints (includes fast release monitor plate), adjustment knob, cable management clips, triple monitor support bracket and mounting option (see right for options)</i>	Two-Piece Table Clamp Mount	Triple monitor support two-piece table clamp kit
	Deep Table Clamp Mount	Triple monitor support deep table clamp kit
	Grommet Mount	Triple monitor support grommet mount kit
	Fixed Table Mount	Triple monitor support fixed table mount kit

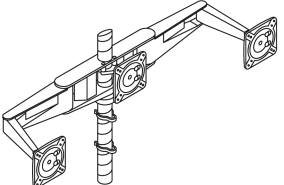
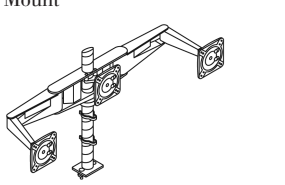
pattern no.	silver finish list price	standard finish list price
SAP MA 3 CLMP K ()	\$1,203.	\$1,044.
SAP MA 3 CLMP DP K ()	1,254.	1,095.
SAP MA 3 GRMT K ()	1,220.	1,063.
SAP MA 3 FTM K ()	1,182.	1,031.

Order Code	Ordering Information		Ordering Note
Example: SAP-MA-3-CLMP-K-(111)-(B)	<i>Specify:</i> 1. Pattern number 2. Finish where required		Please note a triple monitor support includes two standard arms plus one triple monitor support bracket with a movement joint. The monitor in the middle can rotate, tilt and swivel but has no depth adjustment. See page 126 for further details.
SAP-MA-3-CLMP-K	Sapper triple monitor support table clamp kit		
111	Jet Black		
B	Black knob		
	<i>Kits do not require any additional mounting specifications.</i>		
	<i>Standard Monitor Arm Finish Options:</i> Jet Black (111) Medium Grey (115) Bright White (118)		<i>Antenna table center beam side mount finish options:</i> Jet Black (111) Brown (112) Dark Grey (113) Folkstone (114) Medium Grey (115) Sandstone (116) Soft Grey (117) Bright White (118) Dark Red (130) Slate Blue (131) Beige Mist Metallic (611) Medium Metallic Grey (612) Silver Metallic (613)
	<i>Silver Monitor Arm Finish Option:</i> Silver (SILV)		
	<i>Knob Finish Option:</i> Red (R) Black (B)		

Mounting and Application Information
See page 126 for comprehensive mounting, application and construction information.

Sapper™ Monitor Arm Collection
Easy Order Triple Monitor Support Kits
 by Richard Sapper

KnollExtra

	type	description
 <p><i>Kit includes everything needed to mount three monitors to a worksurface, slat wall or wall; two standard arms, 16" mast (unless otherwise specified), movement joints (includes fast release monitor plate), adjustment knob, cable management clips, triple monitor support bracket and mounting option (see right for options)</i></p>	Antenna Center Beam Center Mount	Triple monitor support Antenna table center beam center mount kit
	Antenna Center Beam Side Mount	Triple monitor support Antenna table center beam side mount kit

pattern no.	silver finish list price	standard finish list price
SAP MA 3 ANT CTR K ()	\$1,182.	\$1,031.
SAP MA 3 ANT SIDE K () ()	1,193.	1,037.

Order Code	Ordering Information	Ordering Note
Example: SAP-MA-3-CLMP-K-(111)-(B)	<i>Specify:</i>	Please note a triple monitor support includes two standard arms plus one triple monitor support bracket with a movement joint. The monitor in the middle can rotate, tilt and swivel but has no depth adjustment. See page 126 for further details.
SAP-MA-3-CLMP-K	1. Pattern number	
Sapper triple monitor	2. Finish where required	
support table clamp kit	Kits do not require any additional mounting specifications.	
111	<i>Standard Monitor Arm Finish Options:</i>	
Jet Black	Jet Black (111)	
B	Medium Grey (115)	
Black knob	Bright White (118)	
	<i>Silver Monitor Arm Finish Option:</i>	
	Silver (SILV)	
	<i>Knob Finish Option:</i>	
	Red (R)	
	Black (B)	
	<i>Antenna table center beam side mount finish options:</i>	
	Jet Black (111)	
	Brown (112)	
	Dark Grey (113)	
	Folkstone (114)	
	Medium Grey (115)	
	Sandstone (116)	
	Soft Grey (117)	
	Bright White (118)	
	Dark Red (130)	
	Slate Blue (131)	
	Beige Mist Metallic (611)	
	Medium Metallic Grey (612)	
	Silver Metallic (613)	

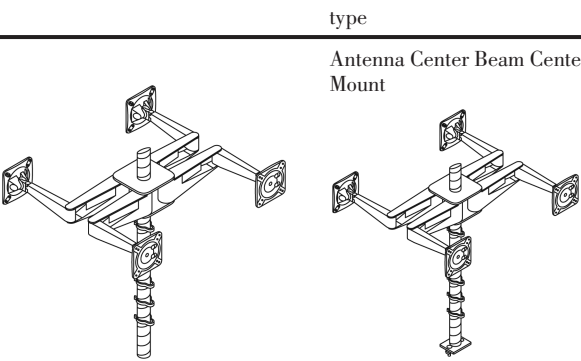
Mounting and Application Information

See page 126 for comprehensive mounting, application and construction information.

Sapper™ Monitor Arm Collection

Easy Order Quadruple Mount Support Kits

by Richard Sapper



Kit includes everything needed to mount four monitors back-to-back to a center table mount: four standard arms, 16" or 24" mast, movement joints (includes fast release monitor plate), adjustment knob, cable management clips, quadruple monitor support bracket and mounting option (see right for options)

type	description
Antenna Center Beam Center Mount	Quadruple monitor support Antenna table center beam center mount 16" mast kit
	Quadruple monitor support Antenna table center beam center mount 24" mast kit

pattern no.	silver finish list price	standard finish list price
SAP MA 16 4 ANT CTR K ()	\$1,489.	\$1,293.
SAP MA 24 4 ANT CTR K ()	1,560.	1,355.

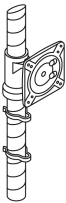
Order Code	Ordering Information	Ordering Note
Example: SAP-MA-16-4-ANT-CTR-K-(111)-(R)	Specify: 1. Pattern number 2. Finish where required	Standard quadruple monitor arm kits in every finish are TAA compliant (Trade American Act), but not BAA-compliant (Buy American Act)
SAP-MA-16-4-ANT-CTR-K	Sapper quadruple monitor support Antenna table center beam center mount 16" mast kit	
111	Jet Black	
R	Red knob	
	Kits do not require any additional mounting specifications.	
	Standard Monitor Arm Finish Options: Jet Black (111) Medium Grey (115) Bright White (118)	
	Silver Monitor Arm Finish Option: Silver (SILV)	
	Knob Finish Option: Red (R) Black (B)	

Mounting and Application Information
See page 126 for comprehensive mounting, application and construction information.

Sapper™ Monitor Arm Collection

Easy Order Sapper Sleeve Arm Kits

by Richard Sapper



Kit includes everything needed to mount one monitor to a worksurface: Sleeve arm, 16" or 24" mast, movement joint, adjustment knob, cable management clips and mounting option (see right for options)



Order Code	Ordering Information		
Example: SAP-MA-SL-16-CLMP-K-111-R			
SAP-MA-SL-16-CLMP-K	Sapper arm with table clamp kit on 16" mast		
111	Jet Black		
R	Red knob		
	<i>Specify:</i> 1. Pattern number 2. Finish where required Kits do not require any additional mounting specifications. <i>Standard Monitor Arm Finish Options:</i> Jet Black (111) Medium Grey (115) Bright White (118) <i>Silver Monitor Arm Finish Option:</i> Silver (613) <i>Knob Finish Option:</i> Red (R) Black (B)	<i>Antenna center beam side mount finish options:</i> Jet Black (111) Brown (112) Dark Grey (113) Folkstone (114) Medium Grey (115) Sandstone (116) Soft Grey (117) Bright White (118) Dark Red (130) Slate Blue (131) Beige Mist Metallic (611) Medium Metallic Grey (612) Silver Metallic (613)	* Kits without masts do not require and do not include adjustment knob and cable management clips.

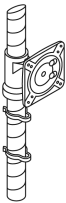
pattern no.	silver finish list price	standard finish list price
SAP MA SL 16 CLMP K	\$336.	\$290.
SAP MA SL 24 CLMP K	404.	354.
SAP MA SL 16 FTM K	308.	270.
SAP MA SL 24 FTM K	378.	327.
SAP MA SL 16 ANT CTR K	315.	275.
SAP MA SL 24 ANT CTR K	387.	337.

Mounting and Application Information
See page 126 for comprehensive mounting, application and construction information.

Sapper™ Monitor Arm Collection

Easy Order Sapper Sleeve Arm Kits

by Richard Sapper



Kit includes everything needed to mount one monitor to a worksurface: Sleeve arm, 16" or 24" mast, movement joint, adjustment knob, cable management clips and mounting option (see right for options)



Order Code	Ordering Information		
Example: SAP-MA-SL-16-CLMP-K-111-R			
SAP-MA-SL-16-CLMP-K	Sapper arm with table clamp kit on 16" mast		
111	Jet Black		
R	Red knob		
	<i>Specify:</i> 1. Pattern number 2. Finish where required Kits do not require any additional mounting specifications. <i>Standard Monitor Arm Finish Options:</i> Jet Black (111) Medium Grey (115) Bright White (118) <i>Silver Monitor Arm Finish Option:</i> Silver (613) <i>Knob Finish Option:</i> Red (R) Black (B)	<i>Antenna center beam side mount finish options:</i> Jet Black (111) Brown (112) Dark Grey (113) Folkstone (114) Medium Grey (115) Sandstone (116) Soft Grey (117) Bright White (118) Dark Red (130) Slate Blue (131) Beige Mist Metallic (611) Medium Metallic Grey (612) Silver Metallic (613)	* Kits without masts do not require and do not include adjustment knob and cable management clips.

pattern no.	silver finish list price	standard finish list price
SAP MA SL 16 ANT SIDE K	\$325.	\$283.
SAP MA SL 24 ANT SIDE K	397.	345.
SAP MA SL WL DIR K	219.	192.
SAP MA SL POLE SLOT K	246.	215.
SAP MA SL POLE DCH K	336.	290.

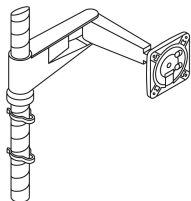
Mounting and Application Information
See page 126 for comprehensive mounting, application and construction information.

Sapper™ Monitor Arm Collection

Easy Order Sapper 50® Single Arm kits

by Richard Sapper

KnollExtra

	type	description
 <p>Kit includes everything needed to mount one monitor to a worksurface: single Sapper 50 monitor arm, mast option (if applicable), Sapper 50 movement joint, adjustment knob, cable management clips and mounting option (see right for options).</p>	Two-Piece Table Clamp Mount	Sapper 50 monitor arm table clamp 16" mast kit
		Sapper 50 monitor arm table clamp 24" mast kit
	Deep Table Clamp Mount	Sapper 50 monitor arm deep table clamp 16" mast kit
		Sapper 50 monitor arm deep table clamp 24" mast kit
	Grommet Mount	Sapper 50 monitor arm grommet mount 16" mast kit
		Sapper 50 monitor arm grommet mount 24" mast kit
	Fixed Table Mount	Sapper 50 monitor arm fixed table mount 16" mast kit
		Sapper 50 monitor arm fixed table mount 24" mast kit
	Antenna Center Beam Center Mount	Sapper 50 monitor arm Antenna center beam center mount 16" mast kit
		Sapper 50 monitor arm Antenna center beam center mount 24" mast kit

Order Code	Ordering Information		
Example: SAP-MA-50S-16-CLMP-K-111-R			
SAP-MA-50S-16-CLMP-K	Sapper Monitor Arm Collection monitor arm	<i>Specify:</i> 1. Pattern number 2. Finish where required Kits do not require any additional mounting specifications.	<i>Antenna center beam side mount finish options:</i> Jet Black (111) Brown (112) Dark Grey (113) Folkstone (114) Medium Grey (115) Sandstone (116) Soft Grey (117) Bright White (118) Dark Red (130) Slate Blue (131)
111	Jet Black finish	<i>Standard Monitor Arm Finish Options:</i> Jet Black (111) Bright White (118)	* Kits without masts do not require and do not include adjustment knob and cable management clips.
R	Red adjustment knob	<i>Silver Monitor Arm Finish Option:</i> Silver (613) <i>Knob Finish Option:</i> Red (R) Black (B)	Sapper 50 is not available in Medium Grey (115).

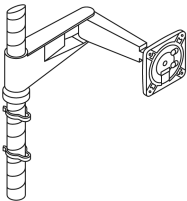
pattern no.	silver finish list price	standard finish list price
SAP MA 50S 16 CLMP K	\$797.	\$689.
SAP MA 50S 24 CLMP K	856.	752.
SAP MA 50S 16 CLMP DP K	840.	731.
SAP MA 50S 24 CLMP DP K	909.	797.
SAP MA 50S 16 GRMT K	803.	698.
SAP MA 50S 24 GRMT K	865.	760.
SAP MA 50S 16 FTM K	773.	673.
SAP MA 50S 24 FTM K	833.	731.
SAP MA 50S 16 ANT CTR K	773.	673.
SAP MA 50S 24 ANT CTR K	833.	731.

Mounting and Application Information
See page 126 for comprehensive mounting, application and construction information.

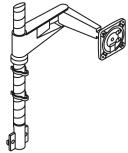
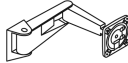
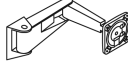
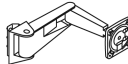
Sapper™ Monitor Arm Collection

Easy Order Sapper 50® Single Arm kits

by Richard Sapper



Kit includes everything needed to mount one monitor to a worksurface: single Sapper 50 monitor arm, mast option (if applicable), Sapper 50 movement joint, adjustment knob, cable management clips and mounting option (see right for options).

type	description	
	Antenna Center Beam Side Mount	Sapper 50 monitor arm Antenna center beam side mount 16" mast kit
		Sapper 50 monitor arm Antenna center beam side mount 24" mast kit
	Direct Wall Mount	Sapper 50 monitor arm direct wall mount kit *
	Interpole Slot Mount	Sapper 50 monitor arm Interpole slot mount kit *
	Interpole Direct Channel Mount	Sapper 50 monitor arm Interpole direct channel mount kit *

Order Code	Ordering Information		
Example: SAP-MA-50S-16-CLMP-K-111-R			
SAP-MA-50S-16-CLMP-K	Sapper Monitor Arm Collection monitor arm	<i>Specify:</i> 1. Pattern number 2. Finish where required Kits do not require any additional mounting specifications. <i>Standard Monitor Arm Finish Options:</i> Jet Black (111) Bright White (118) <i>Silver Monitor Arm Finish Option:</i> Silver (613) <i>Knob Finish Option:</i> Red (R) Black (B)	<i>Antenna center beam side mount finish options:</i> Jet Black (111) Brown (112) Dark Grey (113) Folkstone (114) Medium Grey (115) Sandstone (116) Soft Grey (117) Bright White (118) Dark Red (130) Slate Blue (131) Beige Mist Metallic (611) Medium Metallic Grey (612) Silver Metallic (613) * Kits without masts do not require and do not include adjustment knob and cable management clips. Sapper 50 is not available in Medium Grey (115).
111	Jet Black finish		
R	Red adjustment knob		

pattern no.	silver finish list price	standard finish list price
SAP MA 50S 16 ANT SIDE K	\$779.	\$681.
SAP MA 50S 24 ANT SIDE K	848.	742.
SAP MA 50 WL DIR K	526.	457.
SAP MA 50S POLE SLOT K	766.	665.
SAP MA 50S POLE DCH K	852.	742.

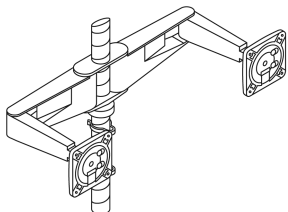
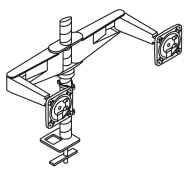
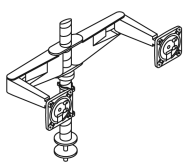
Mounting and Application Information
See page 126 for comprehensive mounting, application and construction information.

Sapper™ Monitor Arm Collection

Easy Order Sapper 50® Double Arm kits

by Richard Sapper

KnollExtra

	type	description
 <i>Kit includes everything needed to mount two monitors to a worksurface: two Sapper 50 double monitor arms, Sapper 50 double arm bracket, 16" or 24" mast, two Sapper 50 movement joints, adjustment knob, cable management clips and mounting option (see right for options).</i>	Two-Piece Table Clamp Mount	Sapper 50 double monitor arm table clamp 16" mast kit
		Sapper 50 double monitor arm table clamp 24" mast kit
	Deep Table Clamp Mount	Sapper 50 double monitor arm deep table clamp 16" mast kit
		Sapper 50 double monitor arm deep table clamp 24" mast kit
	Grommet Mount	Sapper 50 double monitor arm grommet mount 16" mast kit
		Sapper 50 double monitor arm grommet mount 24" mast kit
	Fixed Table Mount	Sapper 50 double monitor arm fixed table mount 16" mast kit
		Sapper 50 double monitor arm fixed table mount 24" mast kit

pattern no.	silver finish list price	standard finish list price
SAP MA 50D 16 CLMP K	\$1,031.	\$897.
SAP MA 50D 24 CLMP K	1,097.	953.

SAP MA 50D 16 CLMP DP K	1,081.	939.
SAP MA 50D 24 CLMP DP K	1,148.	997.

SAP MA 50D 16 GRMT K	1,038.	904.
SAP MA 50D 24 GRMT K	1,106.	961.

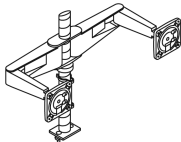
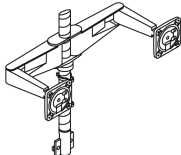
SAP MA 50D 16 FTM K	1,003.	873.
SAP MA 50D 24 FTM K	1,072.	932.

Order Code	Ordering Information		
Example: SAP-MA-50D-16-CLMP-K-111-R	<i>Specify:</i>	<i>Antenna center beam side mount</i>	See page 126 for comprehensive mounting, application and construction information.
SAP-MA-50D-16-CLMP-K	1. Pattern number	<i>finish options:</i>	
111	2. Finish where required	Jet Black (111)	Sapper 50 is not available in Medium Grey (115).
R	Kits do not require any additional mounting specifications.	Brown (112)	
	<i>Standard Monitor Arm Finish</i>	Dark Grey (113)	
	<i>Options:</i>	Folkstone (114)	
	Jet Black (111)	Medium Grey (115)	
	Bright White (118)	Sandstone (116)	
	<i>Silver Monitor Arm Finish Option:</i>	Soft Grey (117)	
	Silver (613)	Bright White (118)	
	<i>Knob Finish Option:</i>	Dark Red (130)	
	Red (R)	Slate Blue (131)	
	Black (B)	Beige Mist Metallic (611)	
		Medium Metallic Grey (612)	
		Silver Metallic (613)	

Sapper™ Monitor Arm Collection
Easy Order Sapper 50® Double Arm kits
by Richard Sapper

This diagram shows an exploded view of a mechanical assembly. It includes a vertical shaft with a pulley at the bottom, a horizontal bracket with a slot for the pulley, and a motor or actuator mounted on the end of the bracket. The components are shown in their relative positions as they would be assembled.

Kit includes everything needed to mount two monitors to a worksurface: two Sapper 50 double monitor arms, Sapper 50 double arm bracket, 16" or 24" mast, two Sapper 50 movement joints, adjustment knob, cable management clips and mounting option (see right for options).

type	description
Antenna Center Beam Center Mount	Sapper 50 double monitor arm Antenna center beam center mount 16" mast kit
	Sapper 50 double monitor arm Antenna center beam center mount 24" mast kit
Antenna Center Beam Side Mount	Sapper 50 double monitor arm Antenna center beam side mount 16" mast kit
	Sapper 50 double monitor arm Antenna center beam side mount 24" mast kit

Order Code		Ordering Information	
Example:	SAP-MA-50D-16-CLMP-K-111-R	Specify:	Antenna center beam side mount
		1. Pattern number	finish options:
SAP-MA-50D-16-CLMP-K	Sapper 50 double monitor arm with table clamp on 16" mast	2. Finish where required	Jet Black (111)
111	Jet Black finish	Kits do not require any additional mounting specifications.	Brown (112)
R	Red adjustment knob		Dark Grey (113)
			Folkstone (114)
			Medium Grey (115)
		<i>Standard Monitor Arm Finish</i>	Sandstone (116)
		<i>Options:</i>	Soft Grey (117)
		Jet Black (111)	Bright White (118)
		Bright White (118)	Dark Red (130)
			Slate Blue (131)
		<i>Silver Monitor Arm Finish Option:</i>	Beige Mist Metallic (611)
		Silver (613)	Medium Metallic Grey (612)
			Silver Metallic (613)
		<i>Knob Finish Option:</i>	
		Red (R)	
		Black (B)	
			See page 126 for comprehensive mounting, application and construction information.
			Sapper 50 is not available in Medium Grey (115).

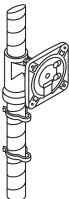



pattern no.	silver finish list price	standard finish list price
SAP MA 50D 16 ANT CTR K	\$1,064.	\$925.
SAP MA 50D 24 ANT CTR K	1,128.	982.
SAP MA 50D 16 ANT SIDE K	1,003.	873.
SAP MA 50D 24 ANT SIDE K	1,072.	932.

SAP MA 50D 16 ANT SIDE K	1,003.	873.
SAP MA 50D 24 ANT SIDE K	1,072.	932.

SAP MA 50D 24 ANT SIDE K	1,072.	932.
--------------------------	--------	------

Sapper™ Monitor Arm Collection
Easy Order Sapper 50® Sleeve Arm Kits
 by Richard Sapper

KnollExtra

	type	description
	Two-Piece Table Clamp Mount	Sapper 50 sleeve arm table clamp 16" mast kit
		Sapper 50 sleeve arm table clamp 24" mast kit
<i>Kit includes everything needed to mount one monitor to a worksurface: Sapper 50 sleeve arm, 16" or 24" mast, Sapper 50 movement joint, adjustment knob, cable management clips and mounting option (see right for options)</i>	Fixed Table Mount	Sapper 50 sleeve arm fixed table mount 16" mast kit
		Sapper 50 sleeve arm fixed table mount 24" mast kit
	Antenna Center Beam Center Mount	Sapper 50 sleeve arm Antenna center beam center mount 16" mast kit
		Sapper 50 sleeve arm Antenna center beam center mount 24" mast kit

Kit includes everything needed to mount one monitor to a worksurface: Sapper 50 sleeve arm, 16" or 24" mast, Sapper 50 movement joint, adjustment knob, cable management clips and mounting option (see right for options)

pattern no.	silver finish list price	standard finish list price
SAP MA 50S SL 16 CLMP K	\$510.	\$445.
SAP MA 50S SL 24 CLMP K	580.	505.
SAP MA 50S SL 16 FTM K	485.	420.
SAP MA 50S SL 24 FTM K	553.	482.
SAP MA 50S SL 16 ANT CTR K	494.	429.
SAP MA 50S SL 24 ANT CTR K	565.	492.

Order Code		Ordering Information	
Example:	SAP-MA-50S-SL-16-CLMP-K-111-R	<i>Specify:</i>	<i>Antenna center beam side mount</i>
		1. Pattern number	<i>finish options:</i>
		2. Finish where required	Jet Black (111)
SAP-MA-50S-SL-16-CLMP-K	Sapper 50 sleeve arm with table clamp kit on 16" mast	Kits do not require any additional mounting specifications.	Brown (112)
111	Jet Black	<i>Standard Monitor Arm Finish</i>	Dark Grey (113)
R	Red knob	<i>Options:</i>	Folkstone (114)
		Jet Black (111)	Medium Grey (115)
		Bright White (118)	Sandstone (116)
			Soft Grey (117)
			Bright White (118)
			Dark Red (130)
			Slate Blue (131)
		<i>Silver Monitor Arm Finish Option:</i>	Beige Mist Metallic (611)
		Silver (613)	Medium Metallic Grey (612)
			Silver Metallic (613)
		<i>Knob Finish Option:</i>	
		Red (R)	
		Black (B)	

Mounting and Application Information

See page 126 for comprehensive mounting, application and construction information.

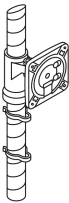
* Kits without masts do not require and do not include adjustment knob and cable management clips.

Sapper 50 is not available in Medium Grey (115).

Sapper™ Monitor Arm Collection

Easy Order Sapper 50® Sleeve Arm Kits

by Richard Sapper



Kit includes everything needed to mount one monitor to a worksurface: Sapper 50 sleeve arm, 16" or 24" mast, Sapper 50 movement joint, adjustment knob, cable management clips and mounting option (see right for options)



Order Code		Ordering Information		
Example:	SAP-MA-50S-SL-16-CLMP-K-111-R	<i>Specify:</i>	<i>Antenna center beam side mount finish options:</i>	* Kits without masts do not require and do not include adjustment knob and cable management clips.
SAP-MA-50S-SL-16-CLMP-K	Sapper 50 sleeve arm with table clamp kit on 16" mast	1. Pattern number 2. Finish where required	Jet Black (111) Brown (112) Dark Grey (113) Folkstone (114) Medium Grey (115) Sandstone (116) Soft Grey (117) Bright White (118) Dark Red (130) Slate Blue (131)	Sapper 50 is not available in Medium Grey (115).
111	Jet Black	Kits do not require any additional mounting specifications.	Beige Mist Metallic (611) Medium Metallic Grey (612) Silver Metallic (613)	
R	Red knob	<i>Standard Monitor Arm Finish Options:</i> Jet Black (111) Bright White (118) <i>Silver Monitor Arm Finish Option:</i> Silver (613) <i>Knob Finish Option:</i> Red (R) Black (B)		

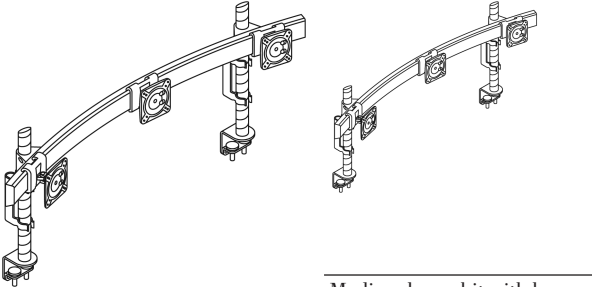
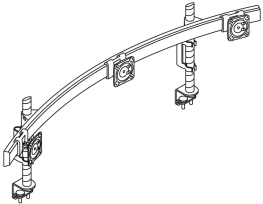
pattern no.	silver finish list price	standard finish list price
SAP MA 50S SL 16 ANT SIDE K	\$503.	\$437.
SAP MA 50S SL 24 ANT SIDE K	573.	500.
SAP MA 50S SL CWL DIR K	485.	420.
SAP MA 50S SL WL DIR K	485.	420.
SAP MA 50S SL POLE SLOT K	485.	420.
SAP MA 50S SL POLE DCH K	573.	500.

Mounting and Application Information
See page 126 for comprehensive mounting, application and construction information.

Sapper™ Monitor Arm Collection

Easy Order Beam Kits for 3 Monitors with Table Clamps

by Richard Sapper

type	description	
	Small beam kit with heavy duty table clamp mounts	50" beam kit with 16" mast and 3 movement joint slides
		50" beam kit with 16" mast and 3 Sapper 50 movement joint slides
		50" beam kit with 24" mast and 3 movement joint slides
		50" beam kit with 24" mast and 3 Sapper 50 movement joint slides
	Medium beam kit with heavy duty table clamp mounts	64" beam kit with 16" mast and 3 movement joint slides
		64" beam kit with 16" mast and 3 Sapper 50 movement joint slides
		64" beam kit with 24" mast and 3 movement joint slides
		64" beam kit with 24" mast and 3 Sapper 50 movement joint slides

Kit includes everything needed to mount one beam to a worksurface table: two masts, 2 heavy duty table clamps, 3 movement joint slides, 2 beam-to-mast mounts, 2 adjustment knobs, beam cable management clips, mast cable management clips and beam option (see right for options)

pattern no.	list price
SAP B 16 S 3 CLMP HD K	\$1,554.
SAP 50 B 16 S 3 CLMP HD K	1,922.
SAP B 24 S 3 CLMP HD K	1,684.
SAP 50 B 24 S 3 CLMP HD K	2,050.
SAP B 16 M 3 CLMP HD K	1,630.
SAP 50 B 16 M 3 CLMP HD K	1,999.
SAP B 24 M 3 CLMP HD K	1,761.
SAP 50 B 24 M 3 CLMP HD K	2,129.

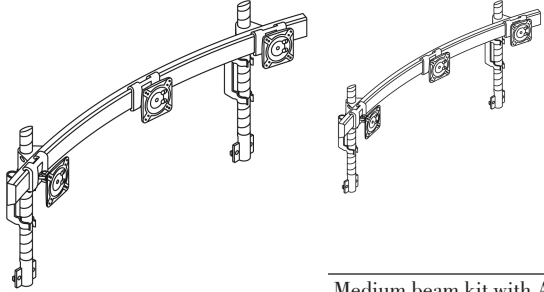
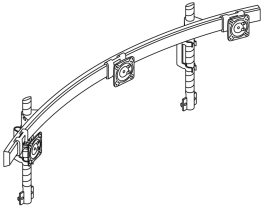
Order Code	Ordering Information
Example: SAP-B-16-S-3-CLMP-HD-K-(R)	<i>Specify:</i> 1. Pattern number 2. Knob finish option
SAP-B-16- Sapper small beam kit	Kits do not require any additional mounting specifications.
S-3- on 16" mast with 3	<i>Knob Finish Option:</i> Red (R) Black (B)
CLMP-HD- movement joint slides	
K and heavy duty clamp	
R Red knob	

Mounting and Application Information
See page 126 for comprehensive mounting and application information.

Sapper™ Monitor Arm Collection

Easy Order Beam Kits for 3 Monitors with Antenna Mounts

by Richard Sapper

type		description	
	Small beam kit with Antenna center beam side mounts	50" beam kit with 16" mast and 3 movement joint slides	
		50" beam kit with 16" mast and 3 Sapper 50 movement joint slides	
		50" beam kit with 24" mast and 3 movement joint slides	
		50" beam kit with 24" mast and 3 Sapper 50 movement joint slides	
	Medium beam kit with Antenna center beam side mounts	64" beam kit with 16" mast and 3 movement joint slides	
		64" beam kit with 16" mast and 3 Sapper 50 movement joint slides	
		64" beam kit with 24" mast and 3 movement joint slides	
		64" beam kit with 24" mast and 3 Sapper 50 movement joint slides	

Kit includes everything needed to mount one beam to an Antenna workstation: two masts, 2 Antenna center beam side mounts, 3 movement joint slides, 2 beam-to-mast mounts, 2 adjustment knobs, beam cable management clips, mast cable management clips and beam option (see right for options)

pattern no.	list price
SAP B 16 S 3 ANT SIDE K	\$1,459.
SAP 50 B 16 S 3 ANT SIDE K	1,827.
SAP B 24 S 3 ANT SIDE K	1,584.
SAP 50 B 24 S 3 ANT SIDE K	1,955.
SAP B 16 M 3 ANT SIDE K	1,536.
SAP 50 B 16 M 3 ANT SIDE K	1,903.
SAP B 24 M 3 ANT SIDE K	1,662.
SAP 50 B 24 M 3 ANT SIDE K	2,031.

Order Code	Ordering Information	
Example: SAP-B-16-S-3-ANT-SIDE-K-(118)-(R)		
SAP-B-16-S-3-ANT-SIDE-K	Sapper small beam kit on 16" mast with 3 movement joint slides and Antenna center beam side mount	
118	Bright White	
R	Red knob	

Specify:

1. Pattern number

2. Finish where required

Kits do not require any additional mounting specifications.

Knob Finish Option:

Red (R)

Black (B)

Antenna table center beam side mount finish option:

Jet Black (111)

Brown (112)

Dark Grey (113)

Folkstone (114)

Medium Grey (115)

Sandstone (116)

Soft Grey (117)

Bright White (118)

Dark Red (130)

Slate Blue (131)

Beige Mist Metallic (611)

Medium Metallic Grey (612)

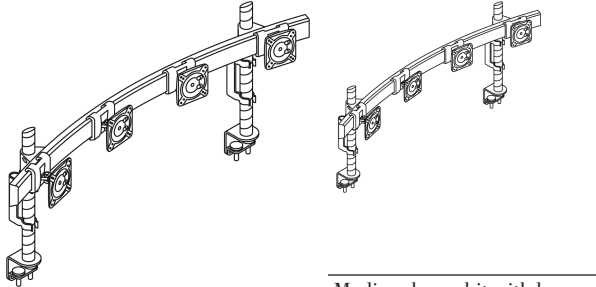
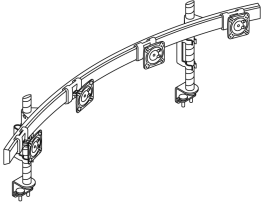
Silver Metallic (613)

Mounting and Application Information
See page 126 for comprehensive mounting and application information.

Sapper™ Monitor Arm Collection

Easy Order Beam Kits for 4 Monitors with Table Clamps

by Richard Sapper

type		description
	Small beam kit with heavy duty table clamp mounts	50" beam kit with 16" mast and 4 movement joint slides
		50" beam kit with 16" mast and 4 Sapper 50 movement joint slides
		50" beam kit with 24" mast and 4 movement joint slides
		50" beam kit with 24" mast and 4 Sapper 50 movement joint slides
	Medium beam kit with heavy duty table clamp mounts	64" beam kit with 16" mast and 4 movement joint slides
		64" beam kit with 16" mast and 4 Sapper 50 movement joint slides
		64" beam kit with 24" mast and 4 movement joint slides
		64" beam kit with 24" mast and 4 Sapper 50 movement joint slides

Kit includes everything needed to mount one beam to a worksurface table: two masts, 2 heavy duty table clamps, 4 movement joint slides, 2 beam-to-mast mounts, 2 adjustment knobs, beam cable management clips, mast cable management clips and beam option (see right for options)

pattern no.	list price
SAP B 16 S 4 CLMP HD K	\$1,633.
SAP 50 B 16 S 4 CLMP HD K	2,124.
SAP B 24 S 4 CLMP HD K	1,764.
SAP 50 B 24 S 4 CLMP HD K	2,253.
SAP B 16 M 4 CLMP HD K	1,712.
SAP 50 B 16 M 4 CLMP HD K	2,202.
SAP B 24 M 4 CLMP HD K	1,842.
SAP 50 B 24 M 4 CLMP HD K	2,331.

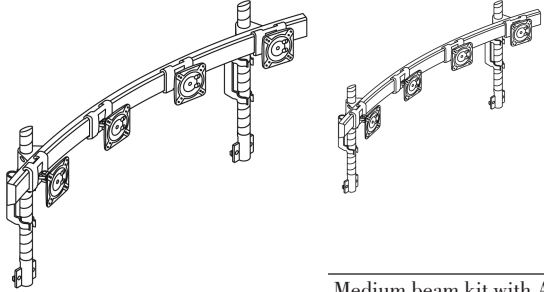
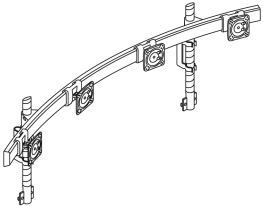
Order Code	Ordering Information
Example: SAP-B-16-S-4-CLMP-HD-K-(R)	<i>Specify:</i> 1. Pattern number 2. Knob finish option Kits do not require any additional mounting specifications. <i>Knob Finish Option:</i> Red (R) Black (B)
SAP-B-16-S-4-CLMP-HD-K	Sapper small beam kit on 16" mast with 4 movement joint slides and heavy duty clamp
R	Red knob

Mounting and Application Information
See page 126 for comprehensive mounting and application information.

Sapper™ Monitor Arm Collection

Easy Order Beam Kits for 4 Monitors with Antenna Mounts

by Richard Sapper

type	description	
	Small beam kit with Antenna center beam side mounts	50" beam kit with 16" mast and 4 movement joint slides
		50" beam kit with 16" mast and 4 Sapper 50 movement joint slides
		50" beam kit with 24" mast and 4 movement joint slides
		50" beam kit with 24" mast and 4 Sapper 50 movement joint slides
	Medium beam kit with Antenna center beam side mounts	64" beam kit with 16" mast and 4 movement joint slides
		64" beam kit with 16" mast and 4 Sapper 50 movement joint slides
		64" beam kit with 24" mast and 4 movement joint slides
		64" beam kit with 24" mast and 4 Sapper 50 movement joint slides

Kit includes everything needed to mount one beam to an Antenna workstation: two masts, 2 Antenna center beam side mounts, 4 movement joint slides, 2 beam-to-mast mounts, 2 adjustment knobs, beam cable management clips, mast cable management clips and beam option (see right for options)

pattern no.	list price
SAP B 16 S 4 ANT SIDE K	\$1,539.
SAP 50 B 16 S 4 ANT SIDE K	2,029.
SAP B 24 S 4 ANT SIDE K	1,664.
SAP 50 B 24 S 4 ANT SIDE K	2,155.
SAP B 16 M 4 ANT SIDE K	1,617.
SAP 50 B 16 M 4 ANT SIDE K	2,106.
SAP B 24 M 4 ANT SIDE K	1,743.
SAP 50 B 24 M 4 ANT SIDE K	2,232.

Order Code	Ordering Information	
Example: SAP-B-16-S-4-ANT-SIDE-K-(118)-(R)	<i>Specify:</i> 1. Pattern number 2. Finish where required	<i>Antenna table center beam side mount finish option:</i> Jet Black (111) Brown (112) Dark Grey (113) Folkstone (114) Medium Grey (115) Sandstone (116) Soft Grey (117) Bright White (118) Dark Red (130) Slate Blue (131) Beige Mist Metallic (611) Medium Metallic Grey (612) Silver Metallic (613)
SAP-B-16-S-4-ANT-SIDE-K	Sapper small beam kit on 16" mast with 4 movement joint slides and Antenna center beam side mount	Kits do not require any additional mounting specifications.
118	Bright White	<i>Knob Finish Option:</i> Red (R) Black (B)
R	Red knob	

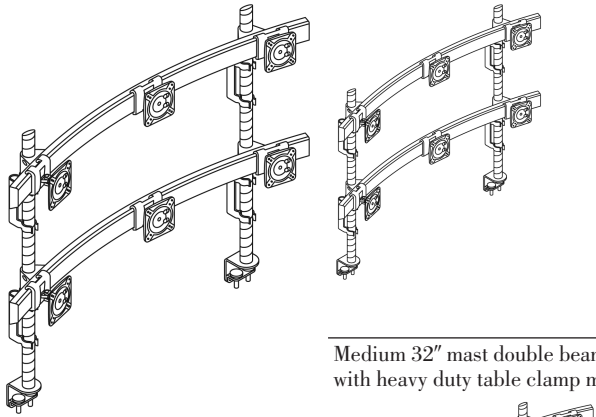
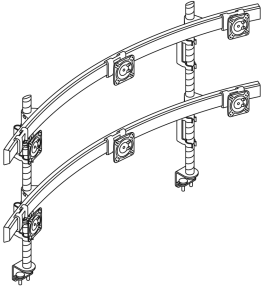
Mounting and Application Information
See page 126 for comprehensive mounting and application information.

Sapper™ Monitor Arm Collection

Easy Order Double Beam Kits for 6 Monitors with Table Clamps

by Richard Sapper

KnollExtra

type	description	
	Small 32" mast double beam kit with heavy duty table clamp mounts	50" double beam kit with 32" mast and 6 movement joint slides
		50" double beam kit with 32" mast and 6 Sapper 50 movement joint slides
	Medium 32" mast double beam kit with heavy duty table clamp mounts	64" double beam kit with 32" mast and 6 movement joint slides
		64" double beam kit with 32" mast and 6 Sapper 50 movement joint slides

Kit includes everything needed to mount two beams to a worksurface table: two 32" masts, 2 heavy duty table clamps, 6 movement joint slides, 4 beam-to-mast mounts, 4 adjustment knobs, beam cable management clips, mast cable management clips and two beam options (see right for options)

pattern no.	list price
SAP B 32 S 6 CLMP HD K	\$2,530.
SAP 50 B 32 S 6 CLMP HD K	3,263.
SAP B 32 M 6 CLMP HD K	2,606.
SAP 50 B 32 M 6 CLMP HD K	3,337.

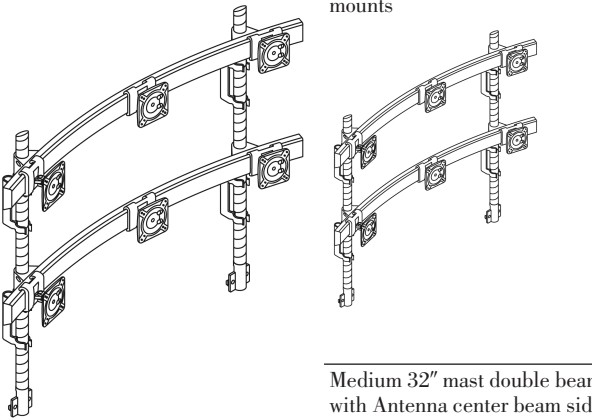
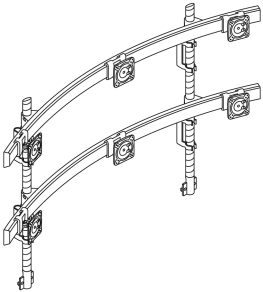
Order Code	Ordering Information
Example: SAP-B-32-S-6-CLMP-HD-K-(R)	Specify: 1. Pattern number 2. Knob finish option
SAP-B-32-S-6-CLMP-HD-K	Kits do not require any additional mounting specifications.
R	Knob Finish Option: Red (R) Black (B)

Mounting and Application Information
See page 126 for comprehensive mounting and application information.

Sapper™ Monitor Arm Collection

Easy Order Double Beam Kits for 6 Monitors with Antenna Mounts

by Richard Sapper

type	description	
	Small 32" mast double beam kit with Antenna center beam side mounts	50" double beam kit with 32" mast and 6 movement joint slides
		50" double beam kit with 32" mast and 6 Sapper 50 movement joint slides
	Medium 32" mast double beam kit with Antenna center beam side mounts	64" double beam kit with 32" mast and 6 movement joint slides
		64" double beam kit with 32" mast and 6 Sapper 50 movement joint slides

Kit includes everything needed to mount two beams to an Antenna workstation: two 32" masts, 2 Antenna center beam side mounts, 6 movement joint slides, 4 beam-to-mast mounts, 4 adjustment knobs, beam cable management clips, mast cable management clips and two beam options (see right for options)

Order Code	Ordering Information	
Example: SAP-B-32-S-6-ANT-SIDE-K-(118)-(R)	<i>Specify:</i>	
SAP-B-32-S-6-ANT-SIDE-K	1. Pattern number	<i>Antenna table center beam side mount finish option:</i>
	2. Finish where required	Jet Black (111)
	Kits do not require any additional mounting specifications.	Brown (112)
		Dark Grey (113)
	<i>Knob Finish Option:</i>	Folkstone (114)
		Medium Grey (115)
118	Bright White	Sandstone (116)
R	Red knob	Soft Grey (117)
		Bright White (118)
		Dark Red (130)
		Slate Blue (131)
		Beige Mist Metallic (611)
		Medium Metallic Grey (612)
		Silver Metallic (613)

pattern no.	list price
SAP B 32 S 6 ANT SIDE K	\$2,433.
SAP 50 B 32 S 6 ANT SIDE K	3,166.
SAP B 32 M 6 ANT SIDE K	2,507.
SAP 50 B 32 M 6 ANT SIDE K	3,243.

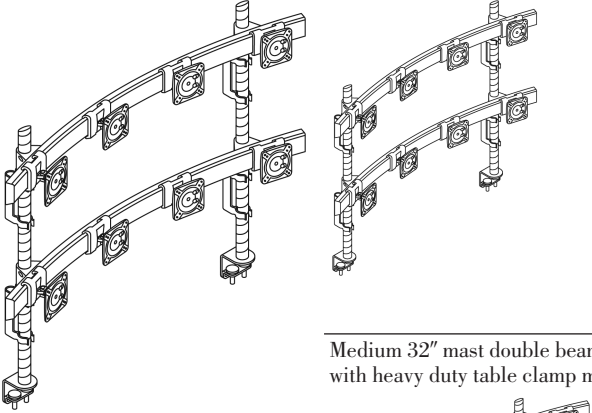
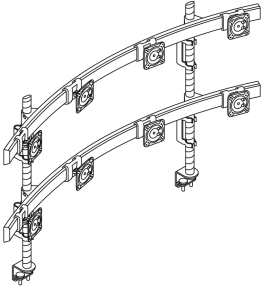
Mounting and Application Information
See page 126 for comprehensive mounting and application information.

Sapper™ Monitor Arm Collection

Easy Order Double Beam Kits for 8 Monitors with Table Clamps

by Richard Sapper

KnollExtra

type	description	
	Small 32" mast double beam kit with heavy duty table clamp mounts	50" double beam kit with 32" mast and 8 movement joint slides
		50" double beam kit with 32" mast and 8 Sapper 50 movement joint slides
	Medium 32" mast double beam kit with heavy duty table clamp mounts	64" double beam kit with 32" mast and 8 movement joint slides
		64" double beam kit with 32" mast and 8 Sapper 50 movement joint slides

Kit includes everything needed to mount two beams to a worksurface table: two 32" masts, 2 heavy duty table clamps, 8 movement joint slides, 4 beam-to-mast mounts, 4 adjustment knobs, beam cable management clips, mast cable management clips and two beam options (see right for options)

pattern no.	list price
SAP B 32 S 8 CLMP HD K	\$2,688.
SAP 50 B 32 S 8 CLMP HD K	3,668.
SAP B 32 M 8 CLMP HD K	2,763.
SAP 50 B 32 M 8 CLMP HD K	3,742.

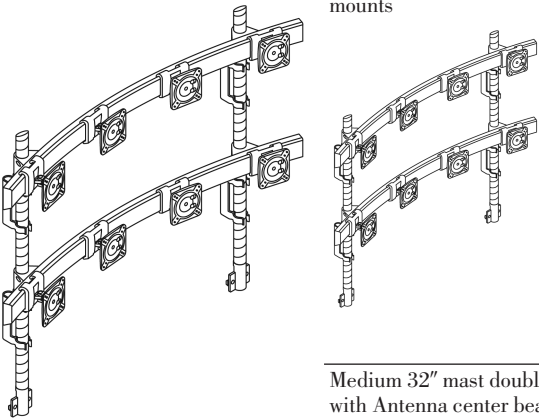
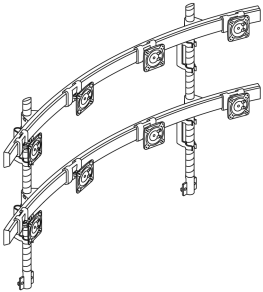
Order Code	Ordering Information
Example: SAP-B-32-S-8-CLMP-HD-K-(R)	Specify:
SAP-B-32-	1. Pattern number
S-8-	2. Knob finish option
CLMP-HD-	Kits do not require any additional mounting specifications.
K	Knob Finish Option:
R	Red (R)
	Black (B)

Mounting and Application Information
See page 126 for comprehensive mounting and application information.

Sapper™ Monitor Arm Collection

Easy Order Double Beam Kits for 8 Monitors with Antenna Mounts

by Richard Sapper

type	description	
	Small 32" mast double beam kit with Antenna center beam side mounts	50" double beam kit with 32" mast and 8 movement joint slides
		50" double beam kit with 32" mast and 8 Sapper 50 movement joint slides
	Medium 32" mast double beam kit with Antenna center beam side mounts	64" double beam kit with 32" mast and 8 movement joint slides
		64" double beam kit with 32" mast and 8 Sapper 50 movement joint slides

Kit includes everything needed to mount two beams to an Antenna workstation: two 32" masts, 2 Antenna center beam side mounts, 8 movement joint slides, 4 beam-to-mast mounts, 4 adjustment knobs, beam cable management clips, mast cable management clips and two beam options (see right for options)

Order Code	Ordering Information	
Example: SAP-B-32-S-8-ANT-SIDE-K(118)-(R)	<i>Specify:</i>	
SAP-B-32-S-8-ANT-SIDE-K	1. Pattern number	<i>Antenna table center beam side mount finish option:</i>
	2. Finish where required	Jet Black (111)
	Kits do not require any additional mounting specifications.	Brown (112)
		Dark Grey (113)
	<i>Knob Finish Option:</i>	Folkstone (114)
		Medium Grey (115)
118	Bright White	Sandstone (116)
R	Red knob	Soft Grey (117)
		Bright White (118)
		Dark Red (130)
		Slate Blue (131)
		Beige Mist Metallic (611)
		Medium Metallic Grey (612)
		Silver Metallic (613)

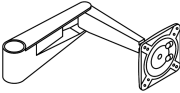





pattern no.	list price
SAP B 32 S 8 ANT SIDE K	\$2,595.
SAP 50 B 32 S 8 ANT SIDE K	3,570.
SAP B 32 M 8 ANT SIDE K	2,669.
SAP 50 B 32 M 8 ANT SIDE K	3,647.

Mounting and Application Information
See page 126 for comprehensive mounting and application information.

Sapper™ Monitor Arm Collection

Monitor Arms and Brackets

by Richard Sapper

	description
 <i>Arms and brackets can be ordered individually for easy reconfiguration</i>	Sleeve mount arm (arm with movement joint) 
	Single standard arm (with movement joint) 
	Double arm bracket (does not include arms, must order separately) 
	Triple support bracket (does not include arms, must order separately) 
	Quadruple monitor arm bracket (does not include arms, must order separately) 

Order Code	Ordering Information
Example: SAP-MA-S-115	<i>Specify:</i>
SAP-MA-S Sapper single standard monitor arm	1. Pattern number
115 Medium Grey	2. Finish where required
	Kits do not require any additional mounting specifications.
	<i>Standard Monitor Arm Finish</i>
	<i>Options:</i>
	Jet Black (111)
	Medium Grey (115)
	Bright White (118)
	<i>Silver Standard Monitor Arm Finish</i>
	<i>Option:</i>
	Silver (SILV)
	<i>Silver Finish Option</i>
	<i>(only for Sleeve mount):</i>
	Silver (613)

The standard monitor arm in all finishes is TAA compliant (Trade American Act), but not BAA-compliant (Buy American Act).

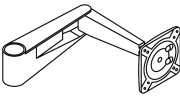
pattern no.	silver finish list price	standard finish list price
SAP MA SL ()	\$93.	\$80.
SAP MA S ()	277.	241.
SAP D BKT		122.
SAP 3 BKT		393.
SAP 4 BKT		241.

Mounting and Application Information
See page 126 for comprehensive mounting, application and construction information.
*Please note you cannot use the compact arm with a standard mount or mast or a standard arm with the compact mount.

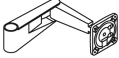
Sapper™ Monitor Arm Collection

Monitor Arms and Brackets

by Richard Sapper



Arms and brackets can be ordered individually for easy reconfiguration










Order Code	Ordering Information	
Example: SAP-MA-S-115	<i>Specify:</i>	
SAP-MA-S Sapper single standard monitor arm	1. Pattern number 2. Finish where required	
115 Medium Grey	Kits do not require any additional mounting specifications.	
	<i>Standard Monitor Arm Finish</i> <i>Options:</i> Jet Black (111) Bright White (118)	
	<i>Silver Standard Monitor Arm Finish</i> <i>Option:</i> Silver (SILV)	
	<i>Silver Finish Option:</i> Silver (613)	

pattern no.	silver finish list price	standard finish list price
SAP MA 50S SL	\$267.	\$230.
SAP MA 50S	588.	511.
SAP 50D BKT	n/a	191.

See page 126 for comprehensive mounting, application and construction information.

Sapper™ Monitor Arm Collection
Movement Joints and VESA Plate Adaptors
by Richard Sapper

KnollExtra

description	
 Beam movement joint slides can be ordered individually for easy reconfiguration	Movement joint (includes fast release pin) 
	Beam movement joint slide (includes movement joint with fast release pin) 
	Sapper 50 movement joint (includes fast release pin) 
	Sapper 50 beam movement joint slide (includes movement joint with fast release pin) 
	100 X 200 VESA plate adaptor (does not include movement joint) 
	200 X 200 VESA plate adaptor (does not include movement joint) 



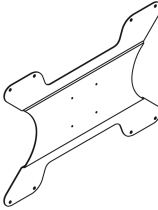
Order Code	Ordering Information
Example: SAP-MJ	Specify:
SAP-MJ Sapper movement joint	1. Pattern number

pattern number	list price
SAP MJ	\$73.
SAP B MJ	126.
SAP MA 50S MJ	152.
SAP B MJ 50	243.
SAP VESA 100 200	85.
SAP VESA 200 200	109.

Mounting and Application Information
See page 126 for comprehensive mounting, application and construction information.

Sapper™ Monitor Arm Collection
Movement Joints and VESA Plate Adaptors
by Richard Sapper

KnollExtra

description	
 <i>Beam movement joint slides can be ordered individually for easy reconfiguration</i>	300 X 300 VESA plate adaptor (does not include movement joint)
	
400 X 400 VESA plate adaptor (does not include movement joint)	
	

Order Code	Ordering Information
Example: SAP-MJ	<i>Specify:</i>
SAP-MJ Sapper movement joint	1. Pattern number

pattern number	list price
SAP VESA 300 300	\$130.
SAP VESA 400 400	152.

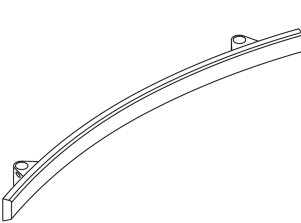
Mounting and Application Information
See page 126 for comprehensive mounting, application and construction information.

Sapper™ Monitor Arm Collection

Beams

by Richard Sapper

KnollExtra

type		description
	Small beam	50" beam (includes mast-to-beam bracket and 6 beam cable management clips)
	Medium beam	64" beam (includes mast-to-beam bracket and 8 beam cable management clips)

Beam comes with mast-to-beam brackets and beam cable management clips. Order mounting option, mast option and movement joint slides separately for full mounting solution.

pattern no.	list price
SAP B S	\$703.
SAP B M	779.

Order Code	Ordering Information
Example: SAP-B-S	Specify:
SAP-B-S Sapper small beam	1. Pattern number

Mounting and Application Information
See page 126 for comprehensive mounting and application information.

Sapper™ Monitor Arm Collection

Masts

by Richard Sapper



Masts come in various sizes to accommodate different monitor mounting solutions

description	
	8" Mast (includes adjustment knob and 1 cable management clip)
	12" Mast (includes adjustment knob and 2 cable management clips)
	16" Mast (includes adjustment knob and 2 cable management clips)
	24" Mast (includes adjustment knob and 2 cable management clips)
	32" Mast (includes 2 adjustment knobs and 4 cable management clips)

Order Code

Example: **SAP-MST-12**

SAP-MST- Sapper 12" mast






12

pattern no.	list price
SAP MST 8	\$115.
SAP MST 12	122.
SAP MST 16	129.
SAP MST 24	193.
SAP MST 32	289.

Mounting and Application Information

See page 126 for comprehensive mounting, application and construction information.

Sapper™ Monitor Arm Collection
Adjustment Knobs and Mast Cable Management Clips
by Richard Sapper

 <i>Adjustment knobs and cable management clips can be ordered individually</i>	description	
	Adjustment knob	
	Mast cable management clips (set of 10)	
	Beam cable management clips (set of 10)	
	Beam mast cable management clips (set of 2)	

Order Code	Ordering Information
Example: SAP-MST-KN-(B)	<i>Specify:</i>
SAP-MST- Sapper adjustment knob	1. Pattern number
KNB	2. Finish where required
B Black knob	<i>Knob Finish Option:</i>
	Red (R)
	Black (B)

pattern no.	list price
SAP MST KNB ()	\$19.
SAP MST CM	33.
SAP B CM	30.
SAP B MST CM	49.











Mounting and Application Information
See page 126 for comprehensive mounting and application information.

Sapper™ Monitor Arm Collection

Mounting Options

by Richard Sapper

KnollExtra

	description
 <i>Wide selection of interchangeable mounting options provide ultimate flexibility</i>	Two-piece Table Clamp Mount 
	Deep Table Clamp Mount 
	Heavy Duty Clamp Mount 
	Grommet Mount 
	Fixed Table Mount 
	Antenna Table Center Beam Center Mount 
	Antenna Table Center Beam Side Mount 
	Wall Mast Mount 
	Direct Wall mount 

Order Code	Ordering Information	
Example: SAP-CLMP	Specify: 1. Pattern number 2. Finish where required	<i>Antenna table center beam side mount finish options:</i> Jet Black (111) Brown (112) Dark Grey (113) Folkstone (114) Medium Grey (115) Sandstone (116) Soft Grey (117) Bright White (118) Dark Red (130) Slate Blue (131) Beige Mist Metallic (611) Medium Metallic Grey (612) Silver Metallic (613)
SAP-CLMP		

pattern no.	list price
SAP CLMP	\$90.
SAP CLMP DP	136.
SAP CLMP HD	129.
SAP GRMT	93.
SAP FTM	63.
SAP ANT CTR	72.
SAP ANT SIDE ()	80.
SAP WL MST	106.
SAP WL DIR	115.

Mounting and Application Information
See page 126 for comprehensive mounting, application and construction information.
*Please note you cannot use the compact arm with a standard mount or mast or a standard arm with the compact mount.








Sapper™ Monitor Arm Collection

Mounting Options

by Richard Sapper



Wide selection of interchangeable mounting options provide ultimate flexibility

description	
Interpole Slot Mount	
Interpole Direct Channel Mount	
Interpole Channel Mast Mount	
Interpole Slot Mast Mount	
Sapper 50 Direct Wall Mount	
Sapper 50 Interpole Slot Mount	
Sapper 50 Interpole Direct Channel Mount	

Order Code	Ordering Information	
Example: SAP-CLMP		
SAP-CLMP	Sapper table clamp	
	<i>Specify:</i>	<i>Antenna table center beam side mount finish options:</i>
	1. Pattern number	Jet Black (111)
	2. Finish where required	Brown (112)
		Dark Grey (113)
		Folkstone (114)
		Medium Grey (115)
		Sandstone (116)
		Soft Grey (117)
		Bright White (118)
		Dark Red (130)
		Slate Blue (131)
		Beige Mist Metallic (611)
		Medium Metallic Grey (612)
		Silver Metallic (613)

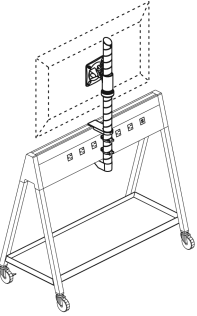
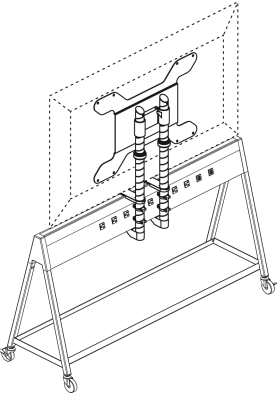

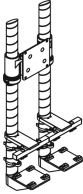
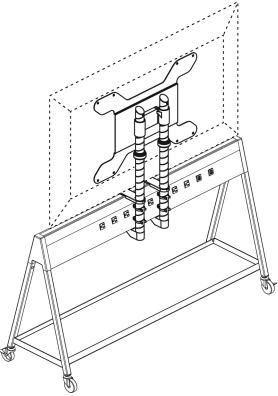
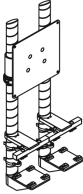

pattern no.	list price
SAP POLE SLOT	\$152.
SAP POLE DCH	230.
SAP POLE CH MST	230.
SAP POLE SLOT MST	152.
SAP 50 WL DIR	192.
SAP POLE50 SLOT	230.
SAP POLE50 DCH	305.

Mounting and Application Information
See page 126 for comprehensive mounting, application and construction information.
*Please note you cannot use the compact arm with a standard mount or mast or a standard arm with the compact mount.

Sapper™ Monitor Arm Collection

Easy Order Horsepower™ Monitor Arm Kits

by Richard Sapper

	type	description
 	Horsepower Mount for a 20 lb. monitor	Sapper sleeve arm mount for a single monitor up to 20 lbs., 24" mast kit
		
	Horsepower Mount for a 30 lb. 100x100 VESA	Sapper fixed sleeve arm mount for a single monitor 21-30 lbs., 100x100 VESA, 24" mast kit
		
	Horsepower Mount for a 30 lb. 200x200 VESA	Sapper fixed sleeve arm mount for a single monitor 21-30 lbs., 200x200 VESA, 24" mast kit
		
	Horsepower Mount for a 30 lb. 400x400 VESA	Sapper fixed sleeve arm mount for a single monitor 21-30 lbs., 400x400 VESA, 24" mast kit
		

Kit includes everything needed to mount one monitor to a Horsepower. Horsepower Mount for 20 lb. Monitor (top): Sleeve arm, movement joint, 24" mast, adjustment knob, cable management clips and Horsepower mount. Horsepower for 30 lb. Mount (bottom): corresponding VESA plate, two fixed sleeve arms, two 24" masts, two adjustment knobs, cable management clips and Horsepower mounts. Horsepower is not included.

Order Code	Ordering Information		
Example: SAP MA HP 224 100 K			
SAP MA HP 224 100 K	Sapper Horsepower arm with 100x100 VESA plate and Horsepower mount on 24" masts	<i>Specify:</i> 1. Pattern number 2. Finish where required Kits do not require any additional mounting specifications.	<i>Horsepower Mount finish options:</i> Jet Black (111) Brown (112) Dark Grey (113) Folkstone (114) Medium Grey (115) Sandstone (116) Soft Grey (117) Bright White (118) Dark Red (130) Slate Blue (131) Beige Mist Metallic (611) Medium Metallic Grey (612) Silver Metallic (613)
111	Sleeve arm finish (Jet Black only)	<i>Knob Finish Option:</i> Red (R) Black (B)	All Sapper mount kits for Horsepower include sleeve arms in black finish only. The mounts which attach to the Horsepower are available in all Antenna colors.
117	Soft Grey mount finish		
R	Red Knob		

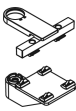



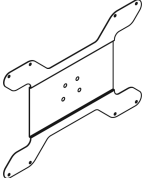
pattern no.	list price
SAP MA HP SL 124 K	\$468.
SAP MA HP 224 100 K	967.
SAP MA HP 224 200 K	995.
SAP MA HP 224 400 K	1,151.

Mounting and Application Information
To mount monitors on Horsepower, counter weights are necessary to keep the unit stable. A down-mounted cabinet or metal shelf along with a ballast kit are required, available in the Antenna price list. Please reference the Horsepower Technology Cart planning guide.
Sapper Monitor Arm kits can be mounted to 30", 36" and 48" wide Independent Horsepower and support screen widths up to 32", 38" and 50" wide overall on corresponding units.
Horsepower, down-mounted cabinets or shelf and ballast kit must be purchased separately, available in the Antenna price list.

Sapper™ Monitor Arm Collection

Horsepower Mounting Options

by Richard Sapper

description	
 <i>Horsepower Mounts and VESA plates can be ordered separately for planning flexibility.</i>	Horsepower Mount - order one for each mast
	
	Horsepower 100x100 VESA plate for a 21-30lb monitor
	
Horsepower 200x200 VESA plate for a 21-30lb monitor	
	
Horsepower 400x400 VESA plate for a 21-30lb monitor	
	

pattern no.	list price
SAP HP BKT	\$206.
SAP HP VESA 100100	184.
SAP HP VESA 200200	214.
SAP HP VESA 400400	370.

Order Code	Ordering Information		Mounting and Application Information
Example: SAP HP BKT	<i>Specify:</i>		To mount monitors on Horsepower, counter weights are necessary to keep the unit stable. A down-mounted cabinet or metal shelf along with a ballast kit are required, available in the Antenna price list. Please reference the Horsepower Tech Cart planning guide.
SAP HP	Sapper Horsepower	1. Pattern number	
BKT	Mount	2. Finish where required	Sapper Monitor Arm kits can be mounted to 30", 36" and 48" wide Independent Horsepower and support screen widths up to 32", 38" and 50" wide overall on corresponding units.
117	Soft Grey mount finish		
		<i>Horsepower Mount finish options:</i>	
		Jet Black (111)	
		Brown (112)	
		Dark Grey (113)	
		Folkstone (114)	
		Medium Grey (115)	
		Sandstone (116)	
		Soft Grey (117)	
		Bright White (118)	
		Dark Red (130)	
		Slate Blue (131)	
		Beige Mist Metallic (611)	
		Medium Metallic Grey (612)	
		Silver Metallic (613)	

To mount a monitor up to 20lbs. order a Sapper 24" mast, a Sleeve Arm, movement joint and one Horsepower Mount.

To mount a monitor up to 30 lbs. order two Sapper 24" masts, two Sleeve Arms (no movement joint needed), two Horsepower Mounts and a corresponding VESA plate.

Horsepower, down-mounted cabinets and ballast kits must be purchased separately, available in the Antenna price list.

Sapper™ Monitor Arm Collection

Mounting, Construction and Application Information

Mounting and Application Information:

- All Sapper standard monitor arms:
- Maximum weight of 20 lbs * per arm, weight limits vary by mounting option
 - Ship standard with fast release movement joint
 - Offer 165 degrees of monitor tilt up and down, 180 degrees of swivel left and right and 360 degrees of rotation for portrait and landscape viewing
 - Fold into themselves to be highly compact at (only 2 7/8" when fully compressed)
 - Are durable and lightweight (standard arm weighs only 2.6 pounds)

- All Sapper 50 monitor arms:
- Maximum weight of 50 lbs. per arm for single arm and 30 lbs. per arm for double, weight limits vary by mounting option
 - Ship standard with fast release movement joint
 - Offer 117 degrees of monitor tilt up and down, 180 degrees of swivel left and right and 360 degrees of rotation for portrait or landscape viewing
 - Fold into themselves to be highly compact (only 4.75" when fully compressed)

Sapper Monitor Arms are intended to be connected directly to monitors or VESA plate adapters. Monitor Arms are not intended to support any additional devices that are connected or mounted to monitors. Loading monitors with additional devices, even within the weight support limits, will affect the functionality of Sapper Monitor Arms and will void their warranty.

*Please note a larger size (e.g., 24" widescreen) does not necessarily equate to a higher weight monitor. It is key to understand the application to know if a certain size monitor will fit within a space and/or if there are multiple monitors. Also, it is important to note weight limitations vary by application. See details below.

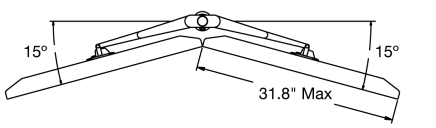
Weight Limits:
Weight limitations for individual mounting options are outlined below. Taken together (both the mounting option weight limit and the individual arm limit) you can determine the best mounting approach for your client given the number of monitors they desire to mount and the weight of those monitors. Weight limits are outlined by mounting option on the next few pages.

For example, if you want to mount two monitors on a worksurface with a grommet mount and each of those monitors weighs 18 lbs (2 monitors x 18 lbs each equals 36 lbs total), we can accommodate that with the 45 lbs weight limit for the 24" mast on a grommet mount and the 20 lbs limitation for each arm. However, we cannot accommodate three monitors weighing 18 lbs each (3 monitors x 18 lbs each equals 54 lbs total) with a 24" mast on a grommet mount, because the maximum weight limitation on a single mast is 45 lbs for this mount.

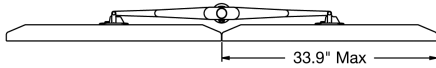
Size Limits:

Monitor Arms
There is no specific maximum size for a single arm solution (outside the limitations of the space in which you are trying to put it). When mounting two monitors, the maximum outer horizontal width per monitor is 31.8" for a cockpit solution or 33.9" for a flat positioning flush next to each other. For three monitors, the maximum outer horizontal width per monitor is 19.4" for a cockpit solution or 20.5" for a flat positioning flush next to each other in a row. Clients can accommodate larger screen monitors in triples by turning monitor screens to a portrait position.

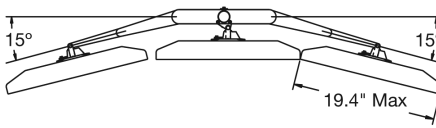
Sapper multiple monitor Standard Arm Configurations:



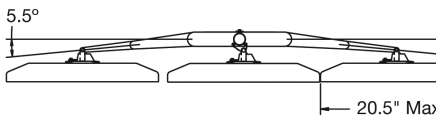
Double Cockpit



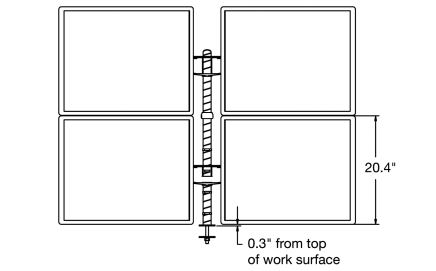
Double Flat



Triple Cockpit



Triple Flat

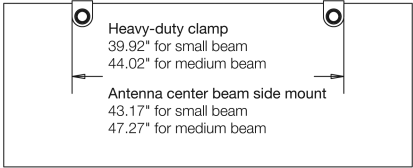


Maximum Monitor Height on a 32" Mast for Double Stacked Monitors

Please note while four monitors (two-on-two) are shown above, the height limitation apply to six monitor (three-on-three) configurations as well.

KEY NOTE: Flat panel monitor manufacturers refer to their products by diagonal screen measurements. So a 19" widescreen monitor has a 19" screen measured diagonally, but is not necessarily 19" in horizontal width (refer to manufacturers specifications for specific overall height and width).

Beams
For beam solutions, the length of the desktop or Antenna center beam must be at least the width between the outside of the two mounts. For the heavy duty mount, this distance is 39.92" for the small beam and 44.02" for the medium beam. For the Antenna center beam side mount, this distance is 43.17" for the small beam and 47.27" for the medium beam. The length of the workspace in both scenarios must be at least the length of the beam. If monitors extend beyond the end of the beam, additional workspace is required. For additional size guidelines and limitations, please see the Easy Order Beam Kit Guide.



Monitor Mounting:

Our Sapper monitor arms are compatible with the international Video Electronics Standard Association (VESA) industry interface standard and a monitor must be compliant with this standard to be mounted. The standard movement joint (20 lbs maximum) has the VESA standard 75 mm x 75 mm (2.95" x 2.95") and 100 mm x 100 mm (3.94" x 3.94") hole patterns; the Sapper 50 movement joint (50 lbs maximum) has the VESA standard 100 mm x 100 mm (3.94" x 3.94") hole pattern. If your customer has a recessed monitor back with only 75 mm x 75 mm holes, additional spaces will be needed to ensure proper fit. Contact Customer Service for more details including part and pricing information.

A VESA plate adaptor may be necessary for larger monitors and televisions and can be ordered separately in the sizes of 100 mm x 200mm (M5 screws), 200mm x 200mm (M6 screws), 300mm x 300mm (M8 screws) and 400mm x 400mm/400mm x 600mm (M8 screws). Adaptors ship with separate installation instructions and may require spacers. Knoll VESA plate adaptors ship with screws to attach the adaptor to the Knoll VESA plate but do not ship with screws to attach the adaptor to the monitor or television (see screw sizes listed above, English size equivalents may be needed instead); screw length is dependent on the specific monitor or television and screw should be tested prior to installation to ensure correct length. Knoll is not responsible for use of incorrect screws.

Knoll and its dealers will not take the responsibility for mounting the monitor to the arm. The end user's IT department must confirm VESA mounting compliance and mount the monitor to the arm using customer's own screws. The most common screws are M5 x 8mm and M5 x 10mm.

Please follow installation instructions closely (available in each kit box shipped as well as on Knoll Exchange).

Apple Computer Note:
VESA Adapters are required for Thunderbolt Displays and iMacs, available from apple.com. Contact Apple directly for VESA Adaptor options on specific iMac models as some may need to be purchased with integrated VESA Mount Adapters. With these adapters, the displays will mount to the 100mm x 100mm hole pattern. iMac 21.5" can be mounted on Sapper and Sapper XYZ. All other Apple displays must be mounted on Sapper 50 due to weight specifications.

Monitor Specifications
When specifying a monitor arm solution, it is critical to understand the attributes of the selected monitor. Monitor designs vary in shape, size, and construction which can lead to uneven weight distribution. Monitors that are asymmetrical or uneven in weight distribution may experience drifting in rotation or tilt over extended periods of time, which can lead to unsatisfactory performance. To assure proper compatibility of a monitor with the selected monitor arm, Knoll recommends installing and observing a mock up for any undesired shifts or movement that may occur over time as a result from monitor irregularities.

By virtue of this statement, Knoll is not responsible for client dissatisfaction or any damage to a monitor or furniture as a result of improper monitor arm support from a curved or imbalanced monitor.

Clamp Mounting:
Two-Piece Table Clamp Mounting:

The standard two-piece table clamp is easy to install or retrofit and works on most worksurfaces or desks that are a minimum of 1 1/8" thick solid core. The maximum worksurface thickness is 2 3/4". There are four settings to accommodate a range of worksurface thicknesses. For the fourth setting to accommodate the thickest worksurfaces you must invert the lower mounting plate to allow the mount to clamp the maximum 2 3/4". It is important to mock up the table clamp, particularly on competitive product to ensure a proper fit. The clamp is not compatible with Network.

Deep Table Clamp Mounting:
This clamp is one piece and works on most surfaces. The deep table clamp mount is intended to clear most knife-edge (45 degree angle) desks or worksurfaces.

Heavy-Duty Table Clamp Mounting:
This clamp is intended for heavier weight applications. Please note that individual monitor arm weight limitations still apply.

Grommet Mounting:
With all systems furniture, it is important to pass monitor and peripheral plugs through grommet mount cover while it is still loose. Please note the grommet mount is compatible with Postformed Autostrada, Reff, Propeller, Scope and Wa, but is not compatible with the Graham Collection or Dividends Horizon grommet holes. To use on Network, spacers must be requested through Customer Service. The required cutout in the worksurface is 3" x 1.77", which includes room for the threaded stud (actual hole in the grommet plate is 2" x 1.77").

Fixed Table Mounting:
Installers will need to drill a permanent hole into the worksurface so the mast will be fixed to a dedicated location on the worksurface. Please note with this mounting, the mast will not be able to be moved without leaving a permanent hole. The worksurface must be of adequate structure and we recommend a minimum of 1 1/8" thick solid core for adequate structural integrity. Knoll cannot be held responsible for the structural integrity of non-Knoll worksurfaces.

Crinion Open Table Center Channel Mounting:
This mount is intended to provide maximum worksurface or desk usage by mounting to the center channel. Note that when used for individuals, you will need to stagger users across the table.

Dividends Horizon Benching Mounting:
This mount is intended to provide maximum worksurface or desk usage by mounting in between worksurfaces. It clamps to worksurfaces ranging from 3/8" to 1 5/8". Note that when used for individuals, you will need to stagger users across the table. This mount is designed for use with Dividends Horizon flat profile panel trim, and is not compatible with radius profile.

Antenna Table Center Beam Center Mounting:
This mount is intended to provide maximum worksurface or desk usage by mounting to the center beam. Note that when used for individuals, you will need to stagger users across the table.

Antenna Table Center Beam Side Mounting:
This mount allows you to clear the flip door while allowing for maximum worksurface usage and individual height adjustment without the need to stagger users. Please note a screen can be mounted in the center beam with a monitor arm in front of it. The fit will be snug and flush with the screen.

Slat Wall Mast Mounting:
For single monitor mounting, you can use either the slat wall mast mount or direct slat wall mount. For double or triple monitor mounting, you must use the slat wall mast mount. The slat wall direct mount cannot be used for multiple monitors. Works with most Knoll slat board and slat wall profiles, however, load ratings vary across

products and mounting approaches. Please review product breakdown on the following pages to ensure compatibility with your specific application needs.

Orchestra/KnollExtra slat board must be mounted to an architectural wall if a flat panel monitor arm is to be mounted to it. You can only use this slat board when it is wall-mounted as outlined below. Knoll cannot be held responsible for the structural integrity of a wall so please work with clients to ensure their wall is structurally sound to hold the slat board, the arm configuration and the monitor weight.

Slat Wall Direct Mounting (for both standard and compact arm): For single monitor mounting, you can use either the slat wall mast mount or direct slat wall mount. For double or triple monitor mounting, you must use the slat wall mast mount. The slat wall direct mount cannot be used for multiple monitors.

Please note that the Compact Arm Direct Wall Mount is specific to the compact arm. You cannot use the standard mount with the compact arm or a standard arm with the compact mount.

Works with most Knoll slat board and slat wall profiles, however, load ratings vary across products and mounting approaches. Please review product breakdown on the following pages to ensure compatibility with your specific application needs.

Orchestra/KnollExtra slat board must be mounted to an architectural wall if a flat panel monitor arm is to be mounted to it. You can only use this slat board when it is wall-mounted as outlined below. Knoll cannot be held responsible for the structural integrity of a wall so please work with clients to ensure their wall is structurally sound to hold the slat board, the arm configuration and the monitor weight.

Direct Wall Mast Mounting:
For single monitor mounting, you can use either the direct wall mast mount or direct wall mount. For double or triple monitor mounting, you must use the wall mast mount. The direct wall mount cannot be used for multiple monitors. For use on architectural walls only as outlined further on this page. Knoll cannot be held responsible for the structural integrity of a wall so please work with clients to ensure their wall is structurally sound to hold the arm configuration and the monitor weight. See above for weight limits if mounting slat wall to an architectural wall.

Direct Wall Mounting (for both standard and compact arm): For single monitor mounting, you can use either the direct wall mast mount or direct wall mount. For double or triple monitor mounting, you must use the wall mast mount. The direct wall mount cannot be used for multiple monitors. Please note that the Compact Arm Direct Wall Mount is specific to the compact arm. You cannot use the standard mount with the compact arm or a standard arm with the compact mount.

For use on architectural walls only as outlined further on this page. Knoll cannot be held responsible for the structural integrity of a wall so please work with clients to ensure their wall is structurally sound to hold the arm configuration and the monitor weight. See above for weight limits if mounting slat wall to an architectural wall.

Sapper 50 Direct Wall Mounting (for Sapper 50 monitor arm):

For single monitor mounting, you can use either the direct wall mast mount or direct wall mount.

Please note that the Sapper 50 Direct Wall Mount is specific to the Sapper 50 arm. You cannot use the standard mount with the Sapper 50 arm or a standard arm with the Sapper 50 mount.

For use on architectural walls only as outlined further on this page. Knoll cannot be held responsible for the structural integrity of a wall so please work with clients to ensure their wall is structurally sound to hold the arm configuration and the monitor weight.

Interpole Mounting

Sapper arms can be mounted on either the slot or channel sides of Interpole with the proper mount. Mounts can be moved after installation but the pole may have residual markings.

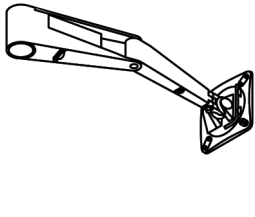
If screens are mounted on the slot side, use the channel mount. If overheads are mounted on the slot side, then a SapperXYZ with extended channel mount will be necessary for full adjustability.

Cable Management:

Monitor Arms

External cable management allows for easy installation and removal of monitors. There are gates under the arm that will contain wires from the monitor to plastic cable management clips that go on the mast to keep wires tidy to the electrical socket.

Gates

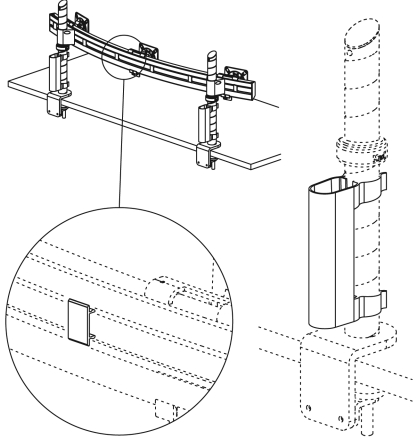


Clips



Beams

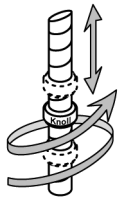
For the beam solutions, there are beam cord management clips on the back of the beam (6 on the small, 8 on the medium) that can hold wires from the monitor to the mast cable management. The beam mast cable management is wider than the standard mast cable management to accommodate multiple monitor wires.



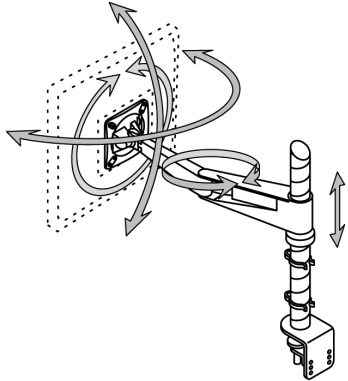
Adjustment:

The Sapper monitor arm collection offers intuitive adjustment. To adjust the height, you simply manually lift the arm and twist the adjustment knob like a screw up or down the mast to a comfortable setting. The easiest way to lift the monitor is to fold it in before making the adjustment. To adjust the depth, you can move the arm in or out. You can also rotate the monitor 360 degrees for landscape or portrait viewing and adjust the swivel back and forth 180 degrees and tilt up and down 165 degrees. The arm folds in and out from 2 7/8" fully compressed to approximately 17" when fully extended.

Height Adjustment



Rotation, Swivel, Tilt and Depth Adjustment

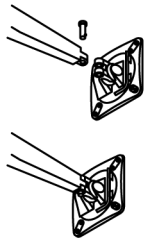


Fast Release:

Monitor Arms

Allows for swift installation and removal of flat panel monitors by merely popping the quick release pin up to remove monitor with movement joint/back plate attached.

Fast Release



Beams

Allows for swift installation and removal of flat panel monitors by merely pulling the bottom of the movement joint slide toward the user from the beam while lifting the top of the monitor up.

For installations with Fast Release Wall Cords, simply pull the cord down while lifting the top of the monitor up.

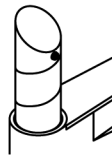
Theft Deterrence:

All movement joints come with a set screw within the fast release pin, to prevent fast release if so desired. Also there is a set screw at the top of the mast to deter removal of the entire arm and monitor from the mast.

Deactivate Fast Release with Set Screw



Set Screw to Prevent Arm Removal



Compatibility:

The Sapper Monitor Arm Collection is not compatible with the Wishbone Flat Panel Monitor Support System (i.e., Wishbone, Zorro or Rotation arms, posts, tool bars, brackets, mounting, etc.). They have been designed independently and as such parts from one system cannot be used with the other.

Monitors cannot be mounted on KnollExtra®/Orchestra® load bars.

Installation Instructions:

Comprehensive installation instructions will be shipped with product and are also available on Knoll Exchange for easy reference.

Construction:

Arm: die cast aluminum with a cold rolled steel top plate

Mast: anodized aluminum extrusion

Beam: satin anodized extruded aluminum

Adjustment knob: nylon undermold with a TPU overmold

Movement joint (includes fast release monitor plate): plastic bushings, zinc and plastic molded plastic tilt friction components and glass filled nylon VESA plate

Movement joint slide: aluminum, powder coated silver

VESA plate adaptors: steel

Table clamp, grommet mount, fixed table mount, Antenna center beam center mount: steel

Slat wall and wall mounts (both mast mount and direct, both standard and compact sizes): die cast aluminum with steel back plates

Double arm bracket: die cast aluminum, steel top plate, extruded aluminum posts, plastic upper and lower bushings

Triple support arm bracket: die cast aluminum, steel top plate, extruded aluminum posts, plastic upper and lower bushings

Mast-to-beam bracket: aluminum, powder coated silver

Cable management: transparent polycarbonate clips on the mast and beam; plastic gates under standard arms

Antenna and Quadruple support arm bracket: die cast aluminum

Two-Piece Table Clamp, Deep Table Clamp, Heavy-Duty Table, Clamp, Grommet, Fixed Table and Antenna Center Beam Table Mounting: steel

Antenna Table Center Beam Side Mounting: die-cast Aluminum

Slat Wall and Wall Mounts both Direct Mast Mounting, Direct Mounting and Sapper 50 Direct Mounting (for both standard and compact arms): Die-cast Aluminum with steel back plates

Quadruple arm bracket: Die-cast Aluminum

Horsepower mounts: die-cast aluminum, powder coated. Steel VESA mounts.

Sapper Monitor Arm Collection Mounting Options by Product Line

	Two-Piece Table Clamp	Deep Table Clamp	Heavy Duty Table Clamp	Grommet Mount	Fixed Table Mount	Antenna Center Beam Center / Side Mounts	Slat Wall* Direct Wall Mounts*
Postformed	Yes	Yes	Yes	Yes	Yes	No	No
Postformed Network	No	No	No	Yes, but needs spacer through CPD	Yes	No	No
Currents	Yes	Yes	Yes	Yes	Yes	No	Yes
Autostrada AS1	Yes (non tapered edge only)	Yes	Yes	Yes	Yes	No	Yes
Autostrada AS2	Yes (non tapered edge only)	Yes	Yes	Yes	Yes	No	No
Autostrada AS3	Yes (non tapered edge only)	Yes	Yes	Yes	Yes	No	Yes
Crinion Open Table / AS4	Yes (non tapered edge only)	Yes	Yes	No	Yes	No	Yes**
Reff	Yes	Yes	Yes	Yes	Yes	No	No
Dividends Horizon	Yes	Yes	Yes	No	Yes	No	Yes**
Cascade Edge Worksurfaces	Yes (non tapered edge only)	Yes	Yes	Yes	Yes	No	No
Template	Yes	Yes	Yes	No	Yes	No	No
Graham Collection	Yes	Yes	Yes	No	Yes	No	No
Antenna	Yes	Yes	Yes	Yes	Yes	Yes	No
Upstart	Yes	Yes	Yes	No	Yes	No	No
Interaction	Yes	Yes	Yes	No	Yes	No	No
Magnusson	Yes	Yes	Yes	Yes	Yes	No	No
Propeller	Yes	Yes	Yes	Yes	Yes	No	No

*See Slat Wall and Direct Wall Weight Limits and Notes in the following chart.

**Not an option for Sapper 50 monitor arm.

Slat Wall Mounting Weight Limits

Note: Weight limit per arm is 20 lbs. for standard, compact and sleeve monitor arms unless weight limit for mounting option specified is less.
Weight limit per arm is 50 lbs. for Sapper 50 arm and sleeve unless weight limit for mounting option specified is less.

Currents Spine / Autostrada AS1 Spine				Autostrada Applied Wall / AS3			Dividends Horizon panel			KnollExtra / Orchestra® slat			Crinion Open Table Center Screen			Reff / Autostrada AS2 P Vertical Panel		
	Standard, Compact, Sleeve	Sapper 50 arm	Sapper 50 sleeve	Standard, Compact, Sleeve	Sapper 50 arm	Sapper 50 sleeve	Standard, Compact, Sleeve	Sapper 50 arm	Sapper 50 sleeve	Standard, Compact, Sleeve	Sapper 50 arm	Sapper 50 sleeve	Standard, Compact, Sleeve	Sapper 50 arm	Sapper 50 sleeve	Standard, Compact, Sleeve	Sapper 50 arm	Sapper 50 sleeve
Direct Mount	20 lbs.	N/A	N/A	20 lbs.	N/A	N/A	20 lbs.	N/A	N/A	20 lbs.	N/A	N/A	15 lbs.	N/A	N/A	20 lbs.	N/A	N/A
Mast Mount																		
8" Mast	60 lbs.	22.5 lbs.	50 lbs.	60 lbs.	22.5 lbs.	50 lbs.	10 lbs.	N/A	N/A	45 lbs.	22.5 lbs.	45 lbs.	15 lbs.	N/A	N/A	60 lbs.	27.5 lbs.	50 lbs.
12" Mast	60 lbs.	N/A	50 lbs.	60 lbs.	N/A	50 lbs.	7.5 lbs.	N/A	N/A	45 lbs.	22.5 lbs.	45 lbs.	10 lbs.	N/A	N/A	60 lbs.	25 lbs.	50 lbs.
16" Mast	50 lbs.	N/A	50 lbs.	50 lbs.	N/A	50 lbs.	5 lbs.	N/A	N/A	30 lbs.	22.5 lbs.	30 lbs.	5 lbs.	N/A	N/A	60 lbs.	25 lbs.	50 lbs.
24" Mast	30 lbs.	N/A	50 lbs.	30 lbs.	N/A	30 lbs.	N/A	N/A	N/A	15 lbs.	N/A	N/A	N/A	N/A	N/A	60 lbs.	22.5 lbs	50 lbs.
32" Mast	20 lbs.	N/A	50 lbs.	20 lbs.	N/A	20 lbs.	N/A	N/A	N/A	15 lbs.	N/A	N/A	N/A	N/A	N/A	60 lbs.	20 lbs.	50 lbs.
	Note: No maximum total load limit.			Note: Mounting requires special mount plate through CPD as slat wall pitch is different than other AS product; No maximum total load limit.			Note: Maximum total load limit is 30 lbs. per slat wall.			Note: Can only be mounted on a structural architectural wall; Must use one Orchestra® wall mount bracket (OR-BKT-WM) per arm installed on 24" on center maximum; No maximum total load limit.			Note: Can only be used in combination with the Autostrada buttress (see AS price list); Must be used with COT mid-span support positioned under each buttress; Maximum total load limit is 45 lbs. per screen face. Weight limits above are per face or side of screen.			Note: Must use AS WRB slatwall reinforcement bracket.		

Mounting Option Weight Limits

Mounting Option	Weight Limit											
	8" & 12" & 16"				24"				32"			
	Standard, Compact, Sleeve	Sapper 50	Sapper 50 double	Sapper 50 sleeve arm	Standard, Compact, Sleeve	Sapper 50	Sapper 50 double	Sapper 50 sleeve arm	Standard, Compact, Sleeve	Sapper 50	Sapper 50 double	Sapper 50 sleeve arm
Two-Piece Table Clamp*	60 lbs.	50 lbs.	60 lbs.	50 lbs.	75 lbs.	40 lbs.	50 lbs.	50 lbs.	75 lbs.	35 lbs.	45 lbs.	50 lbs.
Deep Table Clamp*	60 lbs.	50 lbs.	32 lbs.	50 lbs.	75 lbs.	42 lbs.	30 lbs	50 lbs.	75 lbs.	42 lbs.	20 lbs.	50 lbs.
Heavy Duty Table Clamp*	60 lbs.	50 lbs.	60 lbs.	50 lbs.	120 lbs.	42 lbs.	50 lbs.	50 lbs.	120 lbs.	40 lbs.	45 lbs.	50 lbs.
Grommet Mount	60 lbs.	50 lbs.	65 lbs.	50 lbs.	45 lbs.	45 lbs.	60 lbs.	100 lbs.	45 lbs.	40 lbs.	50 lbs.	100 lbs.
Fixed Table Mount	80 lbs.	50 lbs.	60 lbs.	50 lbs.	85 lbs.	50 lbs.	55 lbs.	100 lbs.	85 lbs.	50 lbs.	50 lbs.	100 lbs.
Antenna Center Beam Center Mount	80 lbs.	50 lbs.	90 lbs.	50 lbs.	100 lbs.	50 lbs.	70 lbs.	100 lbs.	100 lbs.	50 lbs.	50 lbs.	100 lbs.
Antenna Center Beam Side Mount*	60 lbs.	50 lbs.	80 lbs.	50 lbs.	100 lbs.	50 lbs.	60 lbs.	100 lbs.	100 lbs.	50 lbs.	50 lbs.	100 lbs.

Note: For standard, compact and sleeve arms, mast heights 8", 12" and 16" maximum load limit achieved using quadruple monitor arm bracket. 24" and 32" mast maximum load limit achieved using quadruple monitor arm bracket or stacking arms.
Note: For Sapper 50 arms, mast heights 8", 12" and 16" maximum load limit achieved using single arm. 24" and 32" mast maximum load limit achieved using single arm or stacking arms.
Note: single/double/triple/quadruple solutions can hold 20 lbs. per arm, Sapper 50 single can hold up to 50 lbs. per arm, Sapper 50 double can hold up to 30 lbs. per arm.
*Quadruple monitor arm not an option.

Interpole Mounting Weight Limits

Note: Interpole can hold 100 lbs. of weight per side, on a maximum of two opposite sides.

Wall Mounting Weight Limits

Note: for Standard arms, weight limit per arm is 20 lbs., unless weight limit for mounting option specified is less.
Note: For Sapper 50 single, weight limit per arm is 50 lbs., unless weight limit for mounting option specified is less.
Note: For Sapper 50 double, weight limit per arm is 30 lbs., unless weight limit for mounting option specified is less.

	Standard, Compact, Sleeve	Sapper 50	Sapper 50 double	Sapper 50 sleeve arm
Direct Mount	20 lbs.	50 lbs.	N/A	50 lbs.
Mast Mount:				
8" Mast	75 lbs.	50 lbs.	60 lbs.	50 lbs.
12" Mast	75 lbs.	47.5 lbs.	60 lbs.	50 lbs.
16" Mast	75 lbs.	45 lbs.	60 lbs.	50 lbs.
24" Mast	75 lbs.	42.5 lbs.	60 lbs.	50 lbs.
32" Mast	70 lbs.	32.5 lbs.	60 lbs.	50 lbs.

Sapper Multiple Monitor Beam Solutions Weight Limits and Mounting Notes

Item	Standard movement joint slide	Sapper 50 movement joint slide
One row (3-4 monitors):		
Small beam on 16" mast	100 lbs	200 lbs
Small beam on 24" mast	100 lbs	200 lbs
Medium beam on 16" mast	100 lbs	200 lbs
Medium beam on 24" mast	100 lbs	200 lbs
Two rows (6-8 monitors):		
2 small beams on 32" mast	200 lbs	200 lbs
2 medium beams on 32v mast	200 lbs	200 lbs

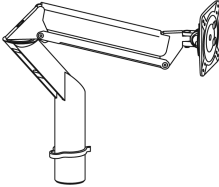
*Note: You can purchase pieces outside of kits and support additional monitors that will physically fit, only up to weight limits listed.
20 lbs per standard monitor mount, 50 lbs per Sapper 50 monitor mount

Sapper XYZ® Monitor Arm Series

Easy Order Sapper XYZ Single Arm Kits

by Richard Sapper

KnollExtra

	type	description
 <p>Kit includes everything needed to mount one monitor to a worksurface: Sapper XYZ monitor arm, movement joint, cable management clips and mounting option (see right for options).</p>	Two-piece Table Clamp Mount	Sapper XYZ monitor arm table clamp kit
		Sapper XYZ monitor arm table clamp kit with movement limit of 180° at base
	Deep Table Clamp Mount	Sapper XYZ monitor arm deep table clamp kit
	Grommet Mount	Sapper XYZ monitor arm grommet mount kit
	Fixed Table Mount	Sapper XYZ monitor arm fixed table mount kit
	Antenna Center Beam Side Mount	Sapper XYZ monitor arm Antenna center beam side mount kit

pattern no.	silver finish list price	standard finish list price
XYZ MA S CLMP K ()	\$677.	\$588.
XYZ MA SL CLMP K ()	718.	630.
XYZ MA S CLMP DP K ()	792.	690.
XYZ MA S GRMT K ()	697.	604.
XYZ MA S FTM K ()	648.	567.
XYZ MA S ANT SIDE K ()	677.	589.

Order Code		Ordering Information	
Example:	XYZ-MA-S-CLMP-K-(111)	<i>Specify:</i>	<i>Mount Finish Option Note:</i>
XYZ	Sapper XYZ	1. Pattern number	All mounting options come in a black finish, with the exception of the Antenna Center Beam Side Mount which will come in the same finish color that was specified for the arm.
MA	Monitor arm	2. Finish	
S	Single arm	Kits do not require any additional mounting specifications.	
CLMP	Two-piece table clamp mounting option	<i>Standard Monitor Arm Finish Options:</i>	
K	Kit	Jet Black (111)	
111	Jet Black Finish	Medium Grey (115)	<i>Arm Finish Option Note:</i>
		Bright White (118)	All monitor arm finishes are monochromatic with the exception of Bright White, which has a light grey shroud.
		<i>Silver Monitor Arm Finish Option:</i>	
		Silver (613)	

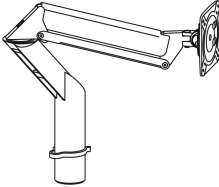
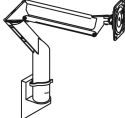

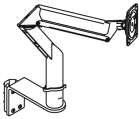
Mounting and Application Information	Ordering Note
See page 158 for comprehensive mounting, application and construction information.	Due to extensive adjustability of Sapper XYZ monitor arms, a mock-up is recommended to ensure it is suited for the specific workstation, particularly if placed in front of a wall or panel.

Sapper XYZ® Monitor Arm Series

Easy Order Sapper XYZ Single Arm Kits

by Richard Sapper

KnollExtra

	type	description
 <i>Kit includes everything needed to mount one monitor to a worksurface: Sapper XYZ monitor arm, movement joint, cable management clips and mounting option (see right for options).</i>	Interpole Slot Mount	Sapper XYZ monitor arm Intepole slot mount kit
		
	Interpole Direct Channel Mount	Sapper XYZ monitor arm Intepole direct channel mount kit
		
	Interpole Extended Channel Mount	Sapper XYZ monitor arm Intepole extended channel mount kit
		

pattern no.	silver finish list price	standard finish list price
XYZ MA S POLE SLOT K	\$758.	\$660.
XYZ MA S POLE DCH K	846.	736.
XYZ MA S POLE ECH K	933.	813.

Order Code		Ordering Information	
Example: XYZ-MA-S-CLMP-K- (111)		<i>Specify:</i>	<i>Mount Finish Option Note:</i> All mounting options come in a black finish, with the exception of the Antenna Center Beam Side Mount which will come in the same finish color that was specified for the arm.
XYZ	Sapper XYZ	1. Pattern number	
MA	Monitor arm	2. Finish	
S	Single arm	Kits do not require any additional mounting specifications.	
CLMP	Two-piece table clamp mounting option	<i>Standard Monitor Arm Finish Options:</i>	
K	Kit	Jet Black (111)	<i>Arm Finish Option Note:</i> All monitor arm finishes are monochromatic with the exception of Bright White, which has a light grey shroud.
111	Jet Black Finish	Medium Grey (115)	
		Bright White (118)	
		<i>Silver Monitor Arm Finish Option:</i> Silver (613)	

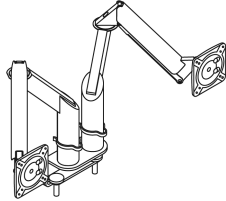
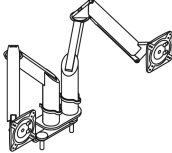
Mounting and Application Information	Ordering Note
See page 158 for comprehensive mounting, application and construction information.	Due to extensive adjustability of Sapper XYZ monitor arms, a mock-up is recommended to ensure it is suited for the specific workstation, particularly if placed in front of a wall or panel.

Sapper XYZ® Monitor Arm Series

Easy Order Dual Sapper XYZ Arm Kit

by Richard Sapper

KnollExtra

type	description
	Dual Two-Piece Table Clamp Mount
	Dual Sapper XYZ monitor arm table clamp kit
	Dual Sapper XYZ monitor arm table clamp kit with movement limit of 90° for each arm

Kit includes everything needed to mount two monitor arms to a worksurface: two Sapper XYZ monitor arms with movement joint, two sets of cable management clips and mounting option (see right for options).

pattern no.	silver finish list price	standard finish list price
XYZ MA D CLMP K ()	\$1,318.	\$1,146.
XYZ MA DL CLMP K ()	1,359.	1,190.

Order Code	Ordering Information	Ordering Note
Example: XYZ-MA-D-CLMP-K- (111)	Specify: 1. Pattern number 2. Finish	Due to extensive adjustability of Sapper XYZ monitor arms, a mock-up is recommended to ensure it is suited for the specific workstation, particularly if placed in front of a wall or panel.
XYZ Sapper XYZ	Kits do not require any additional mounting specifications.	Mount Finish Option Note: All mounting options come in a black finish, with the exception of the Antenna Center Beam Side Mount which will come in the same finish color that was specified for the arm.
MA Monitor arm	Standard Monitor Arm Finish Options: Jet Black (111) Medium Grey (115) Bright White (118)	Arm Finish Option Note: All monitor arm finishes are monochromatic with the exception of Bright White, which has a light grey shroud.
D Dual arm	Silver Monitor Arm Finish Option: Silver (613)	
CLMP Two-piece table clamp mounting option		
K Kit		
111 Jet Black Finish		

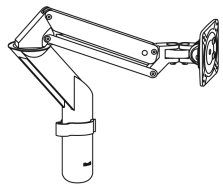
Mounting and Application Information
See page 158 for comprehensive mounting, application and construction information.
Due to extensive adjustability of Sapper XYZ monitor arms, a mock-up is recommended to ensure it is suited for the specific workstation, particularly if placed in front of a wall or panel.

Sapper XYZ® Monitor Arm Series

Easy Order Sapper XYZ 30 Arm Kits

by Richard Sapper

KnollExtra

	type	description
 <i>Kit includes everything needed to mount one monitor to a worksurface: Sapper XYZ 30 monitor arm, Sapper 50 movement joint, cable management clip and mounting option (see right for options).</i>	Two-Piece Table Clamp Mount	Sapper XYZ 30 monitor arm table clamp kit
	Deep Table Clamp Mount	Sapper XYZ 30 monitor arm deep table clamp kit
	Grommet Mount	Sapper XYZ 30 monitor arm grommet mount kit
	Fixed Table Mount	Sapper XYZ 30 monitor arm fixed table mount kit
	Antenna Center Beam Side Mount	Sapper XYZ 30 monitor arm Antenna center beam side mount kit

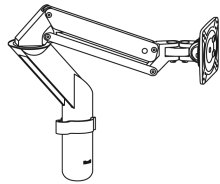
pattern no.	silver finish list price	standard finish list price
XYZ MA 30S2 CLMP K	\$1,004.	\$873.
XYZ MA 30S2 CLMP DP K	1,122.	975.
XYZ MA 30S2 GRMT K	1,021.	889.
XYZ MA 30S2 FTM K	977.	848.
XYZ MA 30S2 ANT SIDE K	1,005.	874.

Order Code	Ordering Information	Ordering Note
Example: XYZ-MA-30S2-CLMP-K-(111)	Specify:	Mount Finish Option Note:
XYZ	1. Pattern number	All mounting options come in a black finish, with the exception of the Antenna Center Beam Side Mount which will come in the same finish color that was specified for the arm.
MA	2. Finish	
30S2	Kits do not require any additional mounting specifications.	
CLMP	Standard Monitor Arm Finish Options:	Sapper XYZ 30 uses Sapper XYZ Crossbar mounts and cable management clips.
K	Jet Black (111)	
111	Medium Grey (115)	
	Bright White (118)	
	Silver Monitor Arm Finish Option: Silver (613)	

Mounting and Application Information
See page 158 for comprehensive mounting, application and construction information.
The movement joint for Sapper XYZ 30 only has one hole pattern and will work only with monitors that have a 100 x 100 mm VESA mounting pattern.

Sapper XYZ® Monitor Arm Series
Easy Order Sapper XYZ 30 Arm Kits
by Richard Sapper

KnollExtra

	type	description
 <i>Kit includes everything needed to mount one monitor to a worksurface: Sapper XYZ 30 monitor arm, Sapper 50 movement joint, cable management clip and mounting option (see right for options).</i>	Interpole Slot Mount	Sapper XYZ 30 monitor arm Interpole slot mount kit
	Interpole Direct Channel Mount	Sapper XYZ 30 monitor arm Interpole direct channel mount kit

pattern no.	silver finish list price	standard finish list price
XYZ MA 30S2 POLE SLOT K	\$1,086.	\$944.
XYZ MA 30S2 POLE DCH K	1,174.	1,020.

Order Code	Ordering Information	Ordering Note
Example: XYZ-MA-30S2-CLMP-K-111	Specify:	Mount Finish Option Note:
XYZ	1. Pattern number	All mounting options come in a black finish, with the exception of the Antenna Center Beam Side Mount which will come in the same finish color that was specified for the arm.
MA	2. Finish	
30S2	Kits do not require any additional mounting specifications.	
CLMP	Standard Monitor Arm Finish Options:	
K	Jet Black (111)	Sapper XYZ 30 uses Sapper XYZ Crossbar mounts and cable management clips.
111	Medium Grey (115)	
	Bright White (118)	
	Silver Monitor Arm Finish Option: Silver (613)	

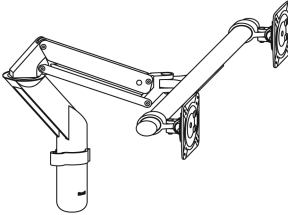
Mounting and Application Information
See page 158 for comprehensive mounting, application and construction information.
The movement joint for Sapper XYZ 30 only has one hole pattern and will work only with monitors that have a 100 x 100 mm VESA mounting pattern.

Sapper XYZ® Monitor Arm Series

Easy Order Sapper XYZ Crossbar Arm Kits

by Richard Sapper

KnollExtra

	type	description
 <p>Kit includes everything needed to mount two monitors to a worksurface: Sapper XYZ Crossbar monitor arm, two movement joints, cable management clip and 2 fastener strips and mounting option (see right for options).</p>	Two-Piece Table Clamp Mount	Sapper XYZ Crossbar monitor arm table clamp kit
	Deep Table Clamp Mount	Sapper XYZ Crossbar monitor arm deep table clamp kit
	Grommet Mount	Sapper XYZ Crossbar monitor arm grommet mount kit
	Fixed Table Mount	Sapper XYZ Crossbar monitor arm fixed table mount kit

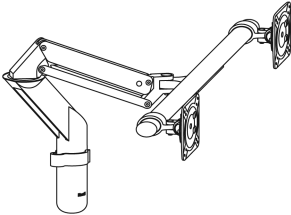
pattern no.	silver finish list price	standard finish list price
XYZ MA C2 CLMP K ()	\$1,114.	\$968.
XYZ MA C2 CLMP DP K ()	1,321.	1,148.
XYZ MA C2 GRMT K ()	1,195.	1,039.
XYZ MA C2 FTM K ()	1,135.	986.

Order Code	Ordering Information	Order Notes
Example: XYZ-MA-C2-CLMP-K-111	Specify:	Mount Finish Option Note:
XYZ	1. Pattern number	All mounting options come in a black finish, with the exception of the Antenna Center Beam Side Mount which will come in the same finish color that was specified for the arm.
MA	2. Finish	
C2	Kits do not require any additional mounting specifications.	
CLMP	Standard Monitor Arm Finish Options:	Due to extensive adjustability of Sapper XYZ monitor arms, a mock-up is recommended to ensure it is suited for the specific workstation, particularly if placed in front of a wall or panel.
K	Jet Black (111)	
111	Medium Grey (115)	
	Bright White (118)	
	Silver Monitor Arm Finish Option: Silver (613)	

Mounting and Application Information
See page 158 for comprehensive mounting, application and construction information.

Sapper XYZ® Monitor Arm Series
Easy Order Sapper XYZ Crossbar Arm Kits
by Richard Sapper

KnollExtra

	type	description
 <i>Kit includes everything needed to mount two monitors to a worksurface: Sapper XYZ Crossbar monitor arm, two movement joints, cable management clip and 2 fastener strips and mounting option (see right for options).</i>	Antenna Center Beam Side Mount	Sapper XYZ Crossbar monitor arm Antenna center beam side mount kit
	Interpole Slot Mount	Sapper XYZ Crossbar monitor arm Intepole slot mount kit
	Interpole Direct Channel Mount	Sapper XYZ Crossbar monitor arm Intepole direct channel mount kit

pattern no.	silver finish list price	standard finish list price
XYZ MA C2 ANT SIDE K ()	\$1,195.	\$1,039.
XYZ MA C2 POLE SLOT K	1,449.	1,258.
XYZ MA C2 POLE DCH K	1,475.	1,284.





Order Code	Ordering Information	Order Notes
Example: XYZ-MA-C2-CLMP-K-111	Specify:	Mount Finish Option Note:
XYZ	1. Pattern number	All mounting options come in a black finish, with the exception of the Antenna Center Beam Side Mount which will come in the same finish color that was specified for the arm.
MA	2. Finish	
C2	Kits do not require any additional mounting specifications.	
CLMP	Standard Monitor Arm Finish Options:	Due to extensive adjustability of Sapper XYZ monitor arms, a mock-up is recommended to ensure it is suited for the specific workstation, particularly if placed in front of a wall or panel.
K	Jet Black (111)	
111	Medium Grey (115)	
	Bright White (118)	
	Silver Monitor Arm Finish Option: Silver (613)	

Mounting and Application Information
See page 158 for comprehensive mounting, application and construction information.

Sapper XYZ® Monitor Arm Series

Mounting Options for Sapper XYZ Single Arms

by Richard Sapper

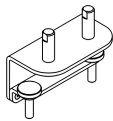
description	
 <i>Interchangeable mounting options provide flexibility</i>	Sapper XYZ two-piece table clamp 
	Sapper XYZ deep table clamp 
	Sapper XYZ grommet mount 
	Sapper XYZ fixed table mount 
	Sapper XYZ Antenna center beam side mount 
	Sapper XYZ Interpole direct channel mount 
	Sapper XYZ Interpole extended channel mount 
	Sapper XYZ Interpole slot mount 
	Sapper XYZ two-piece table clamp with 180° of movement at base 

Order Code	Ordering Information		
Example: XYZ-CLMP			
XYZ	Sapper XYZ		
CLMP	Two-piece table clamp mounting option		
		<i>Specify:</i> 1. Pattern number 2. Finish	<i>Mount Finish Option Note:</i> All mounting options come in a black finish, with the exception of the Antenna Center Beam Side Mount which will come in the same finish color that was specified for the arm.
		<i>Antenna Center Beam Side Mount Finish Options:</i> Jet Black (111) Medium Grey (115) Bright White (118) Silver (613)	Sapper XYZ monitor arm table clamp kit with movement limit of 180° uses a different table clamp than the standard Sapper XYZ table clamp kit



pattern no.	list
XYZ CLMP	\$125.
XYZ CLMP DP	202.
XYZ GRMT	131.
XYZ FTM	94.
XYZ ANT SIDE	125.
XYZ POLE DCH	274.
XYZ POLE ECH	302.
XYZ POLE SLOT	192.
XYZ SL CLMP	167.

Mounting and Application Information
See page 158 for comprehensive mounting, application and construction information.

Sapper XYZ® Monitor Arm Series
Mounting Options for Dual Sapper XYZ Arms
by Richard Sapper



Interchangeable mounting options provide flexibility

	description
	Sapper XYZ dual two-piece table clamp
	Sapper XYZ dual two-piece table clamp with 180° of movement at base
<i>Interchangeable mounting options</i>	








pattern no.	list
XYZ D CLMP	\$219.
XYZ DL CLMP	262.

Order Code	Ordering Information		
Example: XYZ-CLMP	<i>Specify:</i>	<i>Mount Finish Option Note:</i>	Sapper XYZ monitor arm table clamp kit with movement limit of 180° uses a different table clamp than the standard Sapper XYZ table clamp kit
XYZ	1. Pattern number	All mounting options come in a black finish, with the exception of the Antenna Center Beam Side Mount which will come in the same finish color that was specified for the arm.	
CLMP	2. Finish		
Two-piece table clamp mounting option	<i>Antenna Center Beam Side Mount Finish Options:</i> Jet Black (111) Medium Grey (115) Bright White (118) Silver (613)		

Mounting and Application Information

See page 158 for comprehensive mounting, application and construction information.

Sapper XYZ® Monitor Arm Series
Sapper XYZ Crossbar Mounting Options
by Richard Sapper

description	
 <i>Seven interchangeable mounting options provide flexibility</i>	Sapper XYZ Crossbar two-piece table clamp 
	Sapper XYZ Crossbar deep table clamp 
	Sapper XYZ Crossbar grommet mount 
	Sapper XYZ Crossbar fixed table mount 
	Sapper XYZ Crossbar Antenna center beam side mount 
Sapper XYZ Crossbar Interpole direct channel mount 	

pattern no.	list
XYZ C CLMP	\$147.
XYZ C CLMP DP	335.
XYZ C GRMT	224.
XYZ C FTM	185.
XYZ C ANT SIDE	224.
XYZ C POLE DCH	468.

Order Code	Ordering Information	Ordering Notes
Example: XYZ-C-CLMP	<i>Specify:</i>	<i>Mount Finish Option Note:</i>
XYZ-C Sapper XYZ Crossbar	1. Pattern number	All mounting options come in a black finish, with the exception of the Antenna Center Beam Side Mount which will come in the same finish color that was specified for the arm.
CLMP Two-piece table clamp mounting option	2. Finish <i>Antenna Center Beam Side Mount Finish Options:</i> Jet Black (111) Medium Grey (115) Bright White (118) Silver (613)	Due to extensive adjustability of Sapper XYZ monitor arms, a mock-up is recommended to ensure it is suited for the specific workstation, particularly if placed in front of a wall or panel.

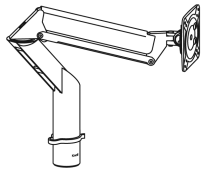
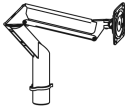



Mounting and Application Information
See page 158 for comprehensive mounting, application and construction information.

Sapper XYZ® Monitor Arm Series

Replacement Parts for Sapper XYZ Single Arms

by Richard Sapper

KnollExtra

description	
	Sapper XYZ monitor arm (includes movement joint)
	Sapper XYZ movement joint (includes fast release pin)
	Sapper XYZ cable management clip for post (set of 10)
	Sapper XYZ cable management block for channel (set of 10)
	Sapper XYZ Ballast Plate (adds 1.5 lbs to Sapper XYZ Arm in the case monitor is too light)

Arms and cable management clips can be ordered separately.

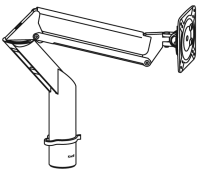
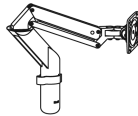


pattern no.	silver finish list price	standard finish list price
XYZ MA S ()	\$598.	\$518.
XYZ MJ	n/a	76.
XYZ MA CLIP	n/a	40.
XYZ MA BLOCK	n/a	40.
XYZ WGT	n/a	68.

Order Code	Ordering Information	
Example: XYZ-MA-S-111		
XYZ	Sapper XYZ	
MA	Monitor arm	
S	Single monitor arm	
111	Jet Black finish	
	Specify:	Arm Finish Option Note:
	1. Pattern number	All monitor arm finishes are
	2. Finish	monochromatic with the exception
		of Bright White, which has a light
		grey shroud.
	Standard Monitor Arm Finish	
	Options:	
	Jet Black (111)	
	Medium Grey (115)	
	Bright White (118)	
	Silver Monitor Arm Finish Option:	
	Silver (613)	

Mounting and Application Information
See page 158 for comprehensive mounting, application and construction information.

Sapper XYZ® Monitor Arm Series
Replacement Parts for Sapper XYZ 30 Arms
by Richard Sapper

KnollExtra

description	
	Sapper XYZ 30 monitor arm (includes bracket and Sapper 50 movement joint)
	
Sapper XYZ Crossbar cable management clip for post (set of 10)	
	
Sapper 50 movement joint (includes fast release pin)	
	

Arms and cable management clips
can be ordered separately.

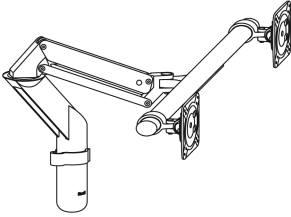
pattern no.	silver finish list price	standard finish list price
XYZ MA 302	\$834.	\$726.
XYZ MA C CLIP	0.	44.
SAP MA 50S MJ		152.

Order Code	Ordering Information	Ordering Note	Mounting and Application Information
Example: XYZ-MA-302-111	Specify:	Due to extensive adjustability of Sapper XYZ monitor arms, a mock-up is recommended to ensure it is suited for the specific workstation, particularly if placed in front of a wall or panel.	See page 158 for comprehensive mounting, application and construction information.
XYZ Sapper XYZ	1. Pattern number		
MA Monitor arm	2. Finish		
302 Sapper XYZ 30	Standard Monitor Arm Finish		
111 Jet Black finish	Options:	Sapper XYZ 30 uses Sapper XYZ Crossbar mounts and cable management clips.	
	Jet Black (111)		
	Medium Grey (115)		
	Bright White (118)		
	Silver Monitor Arm Finish Option:		
	Silver (613)		

Sapper XYZ® Monitor Arm Series

Sapper XYZ Crossbar Replacement Parts

by Richard Sapper

description	
 <i>Kit includes everything needed to mount two monitors to a worksurface: Sapper XYZ Crossbar monitor arm, two movement joints, cable management clip and 2 fastener strips and mounting option (see right for options).</i>	Sapper XYZ monitor arm (includes Crossbar and two movement joints)
	Sapper XYZ Crossbar (includes two movement joints)
	Sapper XYZ Crossbar cable management clip for post (set of 10)
	Sapper XYZ Crossbar cable management fastener strip (set of 10)
	Sapper XYZ movement joint (includes fast release pin)

pattern no.	silver finish list price	standard finish list price
XYZ MA C2 ()	\$1,050.	\$913.
XYZ CROSS B ()	684.	591.
XYZ MA C CLIP	0.	44.
XYZ MA C STRIP	n/a	44.
SAP MJ	n/a	73.

Order Code	Ordering Information	Ordering Note	Mounting and Application Information
Example: XYZ-MA-C2-111	Specify:	Due to extensive adjustability of Sapper XYZ monitor arms, a mock-up is recommended to ensure it is suited for the specific workstation, particularly if placed in front of a wall or panel.	See page 158 for comprehensive mounting, application and construction information.
XYZ	1. Pattern number		
MA	2. Finish		
C2	Standard Monitor Arm Finish		
111	Options:		
	Jet Black (111)		
	Medium Grey (115)		
	Bright White (118)		
	Silver Monitor Arm Finish Option:		
	Silver (613)		

Sapper XYZ® Monitor Arm Series

Mounting, Construction and Application Information

All Sapper XYZ monitor arms:

- Ship standard with fast release movement joint
- Offer 360 degrees of pivot at the base and at the elbow joint
- Offer 153 degrees of monitor tilt up and down, 180 degrees of swivel left and right and 360 degrees of rotation for portrait and landscape viewing

Sapper XYZ Single monitor arms:

- Minimum weight of 6 lbs. per arm and maximum weight of 20 lbs. per arm *
- Fold into themselves to be highly compact at less than 2 inches when fully compressed
- Are durable and lightweight (weighs only 4 pounds)

Sapper XYZ Crossbar monitor arms:

- Minimum weight of 6 lbs. and maximum weight of 18.5 lbs. per movement joint, 37 lbs. total
- Folds into itself to be 7.38" when fully compressed

Sapper XYZ 30 monitor arms:

- Minimum weight of 21 lbs. per arm for best arm functionality.
- Maximum weight of 30 lbs. per arm.

Sapper XYZ Monitor Arms are intended to be connected directly to monitors or VESA plate adaptors. Monitor Arms are not intended to support any additional devices that are connected or mounted to monitors. Loading monitors with additional devices, even within the weight support limits, will affect the functionality of Sapper XYZ Monitor Arms and will void their warranty.

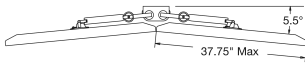
Size Limits:

Monitor Arms

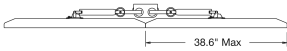
There is no specific maximum size for a Sapper XYZ single monitor arm (outside the limitations of the space in which you are trying to put it).

For Dual Sapper XYZ, the maximum outer horizontal width per monitor is 37.75" for a cockpit solution or 38.6" for a flat positioning flush next to each other.

Dual Sapper XYZ



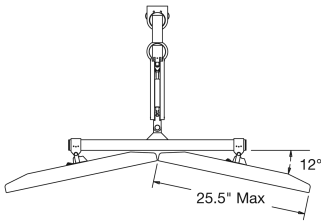
Double Cockpit



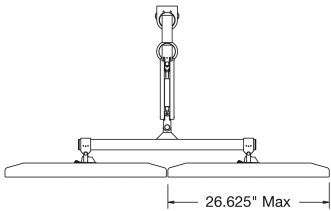
Double Flat

For Sapper XYZ Crossbar, the maximum outer horizontal width per monitor is 25.5" for a cockpit position or 26.625" for a flat positioning flush next to each other.

Sapper XYZ Crossbar



Double Cockpit



Double Flat

Key Note: Flat panel monitor manufacturers refer to their products by diagonal screen measurements. So a 19" widescreen monitor has a 19" screen measured diagonally, but is not necessarily 19" in horizontal width (refer to manufacturer's specifications for specific overall height and width).

Monitor Mounting:

All Sapper XYZ monitor arms are compatible with the international Video Electronics Standard Association (VESA) industry interface standard (75 mm x 75 mm and 100 mm x 100 mm hole patterns or 2.95" x 2.95" and 3.94" x 3.94")

adopted by most panel manufacturers. VESA compliancy is a requirement to mount any monitor to a monitor arm. If your customer has a recessed monitor back with only 75 mm x 75 mm holes, additional spacers may be needed to ensure proper fit. Contact Customer Service for more details including part and pricing information.

A VESA plate adaptor may be necessary for larger monitors and televisions and can be ordered separately in the sizes of 100 mm x 200mm (M5 screws), 200mm x 200mm (M6 screws), 300mm x 300mm (M8 screws) and 400mm x 400mm/400mm x 600mm (M8 screws). Adaptors ship with separate installation instructions and may require spacers. Knoll VESA plate adaptors do not ship with screws. Customers will need to provide screws to attach the adaptor to the Knoll VESA plate as well as to the monitor or television; screw length is dependent on the specific monitor or television and screw should be tested prior to installation to ensure correct length. Knoll is not responsible for use of incorrect screws.

Knoll and its dealers will not take the responsibility for mounting the monitor to the arm. The end user's IT department must confirm VESA mounting compliance and mount the monitor to the arm using customer's own screws. The most common screws are M5 x 8mm and M5 x 10mm.

Please follow installation instructions closely (available in each kit box shipped as well as on Knoll Exchange).

Apple Computer Note:

VESA Adapters are required for Thunderbolt Displays and iMacs, available from apple.com. Contact Apple directly for VESA Adaptor options on specific iMac models as some may need to be purchased with integrated VESA Mount Adapters. With these adapters, the displays will mount to the 100mm x 100mm hole pattern. iMac 21.5" can be mounted on Sapper and Sapper XYZ. All other Apple displays must be mounted on Sapper 50 or Sapper XYZ 30 due to weight specifications.

Monitor Specifications

When specifying a monitor arm solution, it is critical to understand the attributes of the selected monitor. Monitor designs vary in shape, size, and construction which can lead to uneven weight distribution. Monitors that are asymmetrical or uneven in weight distribution may experience drifting in rotation or tilt over extended periods of time, which can lead to unsatisfactory performance. To assure proper compatibility of a monitor with the selected monitor arm, Knoll recommends installing and observing a mock up for any undesired shifts or movement that may occur over time as a result from monitor irregularities.

By virtue of this statement, Knoll is not responsible for client dissatisfaction or any damage to a monitor or furniture as a result of improper monitor arm support from a curved or imbalanced monitor.

Clamp Mounting:

Two-Piece Table Clamp Mounting:

The standard two-piece table clamp is easy to install or retrofit and works on most worksurfaces or desks that are a minimum of 1 1/8" thick solid core. The maximum worksurface thickness is 2 3/4". There are four settings to accommodate a range of worksurface thicknesses. It is important to mock up the table clamp, particularly on competitive product to ensure a proper fit. The clamp is not compatible with Network.

Deep Table Clamp Mounting:

This clamp is one piece and works on most surfaces. The deep table clamp mount is intended to clear most knife-edge (45 degree angle) desks or worksurfaces.

Grommet Mounting:

With all systems furniture, it is important to pass monitor and peripheral plugs through grommet mount cover while it is still loose. Please note the grommet mount is compatible with Autostrada, Reff, Propeller, but is not compatible with the Graham Collection or Dividends Horizon grommet holes. To use on Postformed Network, spacers must be requested through Customer Service. The required cutout in the worksurface is 3" x 1.77", which includes room for the threaded stud (actual hole in the grommet plate is 1.44" x 1.77").

Fixed Table Mounting:

Installers will need to drill a permanent hole into the worksurface so the post will be fixed to a dedicated location on the worksurface. Please note with this mounting, the mount will not be able to be moved without leaving a permanent hole. The worksurface must be of adequate structure; Knoll cannot be held responsible for the structural integrity of non-Knoll worksurfaces.

Antenna Table Center Beam Side Mounting:

This mount allows you to clear the flip door while allowing for maximum worksurface usage and individual height adjustment without the need to stagger users. Please note a screen can be mounted in the center beam with a monitor arm in front of it. The fit will be snug and flush with the screen.

Interpole Mounting

SapperXYZ arms can be mounted on either the slot or channel sides of Interpole with the proper mount.

If screens are mounted on the slot side of Interpole use a Direct Channel Mount. If overheads are mounted on the slot side of Interpole, use an Extended Channel Mount (not available for Sapper XYZ Crossbar).

Cable Management:

External cable management allows for easy installation and removal of monitors and keep wires tidy to the electrical socket. On Sapper XYZ single arms and Sapper XYZ 30 arms there is a cable management block in the channel under the arm that will contain wires from the monitor to plastic cable management clips that go on the post. On Sapper XYZ Crossbar, there are two hook and loop fastener strips on the crossbar to neatly drape cables down to the plastic cable management clip attached to the post.

Arm Adjustment:

The Sapper XYZ monitor arms collection offers intuitive one touch adjustment. To adjust the height, you simply lift the monitor to the desired position. To adjust the depth, you simply pull or push the monitor in or out. You can also rotate the monitor 360 degrees for landscape or portrait viewing, adjust the swivel back and forth 180 degrees and tilt up and down 153 degrees. The single arm folds in and out from 2" fully compressed to approximately 21" when fully extended. Sapper XYZ Crossbar folds in and out from 7.8" fully compressed to 18.38" when fully extended.

Due to the extensive adjustability of Sapper XYZ monitor arms, a mock-up is recommended to ensure it is suited for the specific workstation, particularly if placed in front of a wall or panel.

Weight Adjustment:

The Sapper XYZ and Sapper XYZ Crossbar monitor arm is preset for a 10 lb monitor on a single arm and 18.5 lbs on a Sapper XYZ Crossbar. Other monitor weights up to 20 lbs can be accommodated by adjusting the weight adjustment nut to the proper weight using the Allen key wrench on the back of the movement joint. Note that the 20 lb setting is not visible on the scale. Turn clockwise to decrease weight or counterclockwise to increase weight to appropriate level. The arm should be held in a downward position if increasing the weight and in an upward position if decreasing the weight. When proper weight is set, the arm should stay exactly where you place it.

Temperature Note: Sapper XYZ Crossbar's gas strut weight tolerance performance may be reduced by 1-2 lbs when used in temperatures above or below typical office temperatures.

Fast Release:

Allows for swift installation and removal of flat panel monitors by merely popping the quick release pin up to remove monitor with movement joint/back plate attached. Be sure to lift the arm to the highest position before removing monitor, or the arm will quickly move upwards.

Theft Deterrence:

All movement joints come with a set screw within the fast release pin, to prevent fast release if so desired.

Compatibility:

The Sapper XYZ monitor arms are not compatible with the Sapper Monitor Arm Collection. It has been designed independently and as such, parts from one system cannot be used with the other, with the exception of the movement joint. Finish colors are consistent across the Sapper XYZ and Sapper Monitor Arm Collection portfolios.

Monitor arms cannot be mounted on KnollExtra®/ Orchestra® load bars.

Installation Instructions:

Comprehensive installation instructions will be shipped with product and are also available on Knoll Exchange for easy reference.

Construction:

Arm: die cast aluminum with steel channels and plastic molded shroud

Movement joint (includes fast release monitor plate): plastic bushings, zinc and plastic molded plastic tilt friction components and glass filled nylon VESA plate

VESA plate adaptors: steel

Table clamp, grommet mount, fixed table mount: steel

Cable management: Sapper XYZ single arm and Sapper XYZ 30: transparent polycarbonate clip on the post; soft plastic in channel under arm

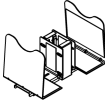
Sapper XYZ Crossbar: transparent polycarbonate clip on post; hook and loop fastener strips on crossbar

Antenna Table Center Beam Side Mounting: die-cast aluminum

Height-Adjustable Table Leg CPU Holders

Single and Double CPU Holders

product	description	w	d	h	wgt
Height-Adjustable Table Leg CPU Holder	• Height-Adjustable Table Leg Single CPU Holder	7.17" - 12.7"	9.5"	9.1"	11.12 lbs.
	• Height-Adjustable Table Leg Double CPU Holder	11.97" - 21.9"	9.5"	9.1"	22.24 lbs.





pattern no.	list price
OA-CPU2-S- HAL	\$487.
OA-CPU2-D- HAL	780.

Order Code	Ordering Information	Additional Information	Construction
Example: OA-CPU2-S-HAL-114	Specify:	Single CPU Holder:	CPU holders are made of painted steel with adhesive-backed rubber liners and a nylon adjustment knob.
OA Office Automation	1. Pattern number	Accommodates equipment 4.8"-9.2" wide.	
CPU2 CPU Holder	2. Finish		
S Single	Options:	Height limitation for equipment dependent on lowest setting of table height.	
HAL Height Adjustable Table Leg	Smooth Painted Finish:	Double CPU Holder:	
114 Folkstone Grey	Jet Black (111)	Each side accommodates equipment 4.8" - 9.2" wide.	
	Brown (112)	Height limitation for equipment dependent on lowest setting of table height.	
	Dark Grey (113)		
	Folkstone Grey (114)		
	Medium Grey (115)		
	Sandstone (116)		
	Soft Grey (117)		
	Beige Mist Metallic (611)		
	Medium Metallic Grey (612)		
	Silver (613)		
	Bright White (118)		
		Weight capacity of 50 lbs. per support.	

Mounting Note	Table Compatibility
Height adjustable table leg CPU holders are designed to attach around the leg of Knoll height adjustable tables, resting on the foot of the leg.	Height adjustable table leg CPU holders will work with Tone, Reff, and k. stand height adjustable tables.
	The attachment for the table leg is not compatible with k. bench, Antenna Workspace, or Telescope.

Cable Management

Cable Management Clips and Basket

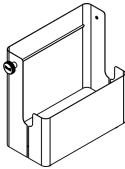
product	description	width	depth	height
	Set of 2			
	Set of 20			
	Undermount two-tier wire cable management basket	36.25"	10.22"	7.88"

pattern no.	list
TM-CM-CLIPS-S2	\$21.
TM-CM-CLIPS-S20	148.
TM-CM-BSKT- ()	304.

Order Code	Ordering Information	Additional Information	Construction
Example: TM-CM-BSKT-CL	<i>Specify:</i>	<i>Cable Management Clips:</i>	<i>Cable Management Clips:</i>
TM	Technology Management	Each clip is 5.6"l x 1.5"w.	Glass reinforced molded nylon.
CM	Cable Management	Available in black finish only.	
BSKT	Basket	<i>Cable Management Basket::</i>	<i>Cable Management Basket:</i>
CL	Clear Finish	Basket is available in two finishes:	Powder coated steel wire.
	Finish options for Basket:	Clear (CL) is a clear powder coat	
	Clear (CL)	finish on top of raw steel wire.	
	Charcoal (CH)	Charcoal (CH) is a recycled black	
		powder coat.	
		Both finishes may vary in color	
		slightly due to nature of the	
		material.	

Mounting Options	Mounting Note
<p>Cable Management Clips have two mounting options. Hardware is included for both options.</p> <p>Swivel mounting: Install using the primary center screw only.</p> <p>Fixed mounting: Install using the three screws provided (primary center screw and two side screws). A double-sided stick pad is included for ease of installation when fixed mounting.</p> <p>On average, use two clips per workstation.</p>	<p>Cable Management Baskets are designed to be mounted to the underside of height-adjustable or fixed height work surfaces through a series of screw holes in the attachment plates.</p>

product	description
Wexby Mobile Bin	10" X 20" Mobile bin with a toolslot and rubber liner



pattern no.	list price
EXB SB 1020 T K L () ()	\$517.

Order Code	Ordering Information	Case Finish Options
Example: EXBSB1020TKL-(118)-(R)-(B)	<i>Specify:</i>	<i>Core Paint Finish Options:</i>
EXBSB	KnollExtra Bag Drop	Jet Black (111)
10	10" Wide	Brown (112)
20	20" Deep	Dark Grey (113)
T	Toolslot	Folkstone (114)
K	Knob Pull	Medium Grey (115)
L	Rubber Liner	Sandstone (116)
118	Case Finish, Bright White	Soft Grey (117)
R	Knob color, Red	Bright White (118)
B	Liner, Black	Black Brown (120)

Liner defaults to black rubber.

Knob Finish Options:
Black (B)
Red (R)

Liner Option:
Black Rubber (B)

Accent Paint Finishes
Dark Red (130)
Slate Blue (131)
Olive Green (132)
Canary Yellow (133)
Knoll Red (134)



Textured paint finish is available for both core paints and accents paints. For a textured paint finish, add a “T” at the end of the corresponding finish code i.e. textured bright white (118T).

Silver (613) does not have a textured option.

Ordering Note	Application Information
Toolslot accessories -Antenna Powerbeam tray and pencil cup (YNATRAY, YNACUP) are sold separately.	4 factory-installed casters are included and are always black. Included knob may be repositioned in the field to make the unit right or left handed.

Universal Marker Boards
by Bruce Hannah & Ayse Birsel

KnollExtra

product	description	w	d	h	wgt.
Marker Board 	<ul style="list-style-type: none">• 1/2" wide anodized aluminum frame with white surface.• Marker Tray option specified separately.• Mountable on load bar, panel, wall or top cap.• Load bar-mounted brackets included in list price, but specified separately (see Mounting Options below).	24"	5/8"	18"	5 lbs. 2 ozs.
		30"	5/8"	18"	8 lbs. 10 ozs.
		30"	5/8"	24"	11 lbs. 7 ozs.
		36"	5/8"	18"	10 lbs. 5 ozs.
		36"	5/8"	24"	13 lbs. 12 ozs.
		42"	5/8"	24"	16 lbs. 1 oz.
		42"	5/8"	30"	20 lbs. 1 oz.
		48"	5/8"	30"	22 lbs. 15 ozs.
Marker Tray 	<ul style="list-style-type: none">• Anodized aluminum snap-fit tray for Marker Board markers and erasers.	17"	1 1/4"		5 ozs.
Mounting Options	Load Bar-Mounted Brackets. Set of 2.				
	Panel-Mounted Brackets (Generic deep)				
	Panel-Mounted Brackets (Generic shallow)				
	Panel-Mounted Brackets for Dividends				
	Panel-Mounted Brackets for Reff				
	Top Cap-Mounted Brackets (Dividends only)				
	Top Cap-Mounted Brackets (Reff only)				
	Wall-Mounted Brackets. Set of 2.				

pattern no.	list price
OR-WB-24-18	\$325.
OR-WB-30-18	492.
OR-WB-30-24	553.
OR-WB-36-18	691.
OR-WB-36-24	768.
OR-WB-42-24	889.
OR-WB-42-30	992.
OR-WB-48-30	1,143.
OR-WB-TR	88.

OR-WB-LBZ *	9.
OR-WB-PM-B	35.
OR-WB-PM-D	56.
OR-WB-PM-DV	78.
OR-WB-PM-R	95.
OR-WB-TCM-DV *	9.
OR-WB-TCM-R	9.
OR-WB-WM	59.


* No charge when ordered with Marker or Tack Board

Order Code	Ordering Information		
Example: OR-WB-24-18-BK OR-WB-PM-B OR-WB-TR-BK	Specify:	Mounting options:	Wall-Mounted: Specify pattern number.
OR-WB-24-18 24" x 18" Marker board	1. Pattern number	Rail-Mounted: Standard option.	
BK Black frame	2. Frame finish	Includes load bar clip and adhesive-backed rubber bumper to protect panel fabric and prevent deflection.	
OR-WB-PM Panel-mounted	3. Mounting option	Panel-Mounted: To ensure rigidity, specify two sets and brackets	
B Generic Deep	4. System suffix (panel and top cap-mounted only)		
OR-WB-TR Marker tray	5. Marker Tray (optional)		
BK Black	6. Marker Tray finish		
	Anodized finish: Black (BK) Silver (SV) *		
	*Please consult Customer Service for lead times.		

	Custom Options	Construction
Note: If your system is not listed, contact your KnollExtra representative or Customer Service for appropriate panel-mounted bracket to specify.	Other writing surface and custom frame colors available. Custom frame sizes available up to 72"W x 48"D in size. 25 unit minimum per line item on all customs. Contact your Knoll sales representative or Customer Service for pricing information.	Satin anodized aluminum frame (can be powder coated black). Porcelain coating on cold rolled steel laminated to corrugated and hardboard with a Mylar backing. All Universal Marker Boards are magnetized. Manufactured in the United States.

Universal Fabric Boards

Standard Sizes

product	description	w	d	h	textile fabric yards
<div>Fabric Boards</div> 	<ul style="list-style-type: none">• Standard fabric board has 1/2" thick mineral board construction with squared corner.• Rounded corner or radiused edge, available at upcharge.• Panel or wall mounting options.	24"	1/2"	14"	.66
		24"	1/2"	16"	.66
		24"	1/2"	18"	.66
		24"	1/2"	20"	.75
		24"	1/2"	24"	1
		30"	1/2"	14"	.66
		30"	1/2"	16"	.66
		30"	1/2"	18"	.66
		30"	1/2"	20"	.75
		30"	1/2"	24"	1
		36"	1/2"	14"	.66
		36"	1/2"	16"	.66
		36"	1/2"	18"	.66
		36"	1/2"	20"	.75
		36"	1/2"	24"	1
		42"	1/2"	14"	.66
		42"	1/2"	16"	.66
		42"	1/2"	18"	.66
		42"	1/2"	20"	.75
		42"	1/2"	24"	1
		48"	1/2"	14"	.66
		48"	1/2"	16"	.66
		48"	1/2"	18"	.66
		48"	1/2"	20"	.75
		48"	1/2"	24"	1
		60"	1/2"	14"	.66
		60"	1/2"	16"	.66
		60"	1/2"	18"	.66
		60"	1/2"	20"	.75
		60"	1/2"	24"	1


pattern no.	COM 10	15	20	30	35	40	45/46	50	55	60
F-24-14-()A-() ()	\$439.	\$452.	\$505.	\$522.	\$528.	\$536.	\$557.	\$558.	\$588.	\$608.
F-24-16-()A-() ()	439.	452.	505.	522.	528.	536.	557.	558.	588.	608.
F-24-18-()A-() ()	470.	484.	519.	537.	542.	552.	568.	571.	603.	626.
F-24-20-()A-() ()	588.	594.	604.	630.	633.	641.	663.	667.	699.	720.
F-24-24-()A-() ()	662.	672.	740.	773.	781.	789.	819.	822.	870.	900.
F-30-14-()A-() ()	504.	510.	582.	595.	603.	609.	632.	633.	663.	681.
F-30-16-()A-() ()	517.	524.	593.	609.	614.	630.	644.	647.	678.	698.
F-30-18-()A-() ()	533.	539.	608.	631.	633.	641.	662.	663.	692.	715.
F-30-20-()A-() ()	665.	674.	726.	741.	752.	765.	784.	785.	819.	843.
F-30-24-()A-() ()	739.	755.	803.	832.	837.	853.	882.	883.	930.	961.
F-36-14-()A-() ()	517.	524.	608.	631.	633.	641.	662.	663.	692.	715.
F-36-16-()A-() ()	544.	557.	630.	641.	647.	658.	672.	674.	707.	728.
F-36-18-()A-() ()	561.	570.	639.	659.	663.	671.	691.	692.	719.	740.
F-36-20-()A-() ()	665.	674.	738.	762.	768.	775.	796.	799.	833.	856.
F-36-24-()A-() ()	784.	796.	894.	922.	928.	942.	967.	970.	1,019.	1,051.
F-42-14-()A-() ()	550.	558.	658.	672.	678.	687.	706.	707.	737.	756.
F-42-16-()A-() ()	591.	601.	667.	682.	691.	694.	715.	718.	745.	769.
F-42-18-()A-() ()	591.	601.	699.	717.	719.	729.	745.	753.	784.	801.
F-42-20-()A-() ()	755.	767.	829.	847.	855.	868.	887.	888.	923.	948.
F-42-24-()A-() ()	919.	933.	1,018.	1,045.	1,051.	1,065.	1,093.	1,095.	1,143.	1,172.
F-48-14-()A-() ()	561.	570.	669.	687.	692.	699.	718.	719.	753.	774.
F-48-16-()A-() ()	591.	601.	699.	717.	719.	729.	745.	753.	784.	801.
F-48-18-()A-() ()	605.	614.	699.	717.	719.	729.	745.	753.	784.	801.
F-48-20-()A-() ()	755.	767.	829.	847.	855.	868.	887.	888.	923.	948.
F-48-24-()A-() ()	935.	948.	1,164.	1,193.	1,198.	1,211.	1,239.	1,243.	1,290.	1,320.
F-60-14-()A-() ()	710.	719.	846.	868.	871.	882.	898.	n/a	n/a	n/a
F-60-16-()A-() ()	728.	736.	866.	883.	887.	896.	916.	n/a	n/a	n/a
F-60-18-()A-() ()	773.	783.	885.	902.	908.	917.	935.	n/a	n/a	n/a
F-60-20-()A-() ()	823.	836.	922.	942.	946.	957.	972.	n/a	n/a	n/a
F-60-24-()A-() ()	935.	948.	1,164.	1,193.	1,198.	1,211.	1,239.	n/a	n/a	n/a

Order Code	Ordering Information	Mounting Options
Example: F-24-16-R2-A-30-W388/1 F-WM-F	<i>Specify:</i> 1. Pattern number 2. Corner/edge detail 3. Thickness 4. Fabric grade 5. Fabric selection 6. Mounting option pattern number 7. System suffix (panel-mounted option only)	<i>Panel-mounted brackets:</i> Panel-mounted brackets are included in the list price but must be specified separately. To specify appropriate panel-mounted bracket, consult the KnollExtra Bracket Chart on page 11. <i>Under overhead specification note:</i> For application under a system overhead, provide clearance distance between the worksurface and the bottom of the overhead or task light.
F-24-16	24" x 16" Fabric board	
R2	Rounded corner/radius edge detail	
A	Thickness	
30	Fabric grade 30	
W388/1	Freehand, Glacier	
F-WM-F	Wall-mounted, flush	
	<i>Corner/edge detail:</i> Squared corner/rectilinear edge (S1) Squared corner/radiused edge (S2) Rounded corner/radiused edge (R2) Standard fabric board has squared corner and rectilinear edge details. See page 170 for edge upcharge. Standard fabric board has 1/2" thick mineral board.	<i>Panel mounted bracket size must match height of fabric board.</i> <i>Wall-mounted options:</i> Wall-mounted applications must be specified as flush (F-WM-F) or reveal (F-WM-R). Both options are appropriate for any smooth, clean surface. Flush wall-mount option utilizes velcro squares. Reveal wall-mount option provides 1/2" clearance for wire management behind fabric board. Fabric boards mount with 4 brackets onto 2 black painted wall rails that screw into wall to ensure rigidity. For other mounting options and pricing, contact Customer Service.
		<i>Side by side fabric board specification note:</i> Please note if a panel-mounted fabric board will be used contiguous to another fabric board, drawings are required and there will be an up-charge. <i>60" wide boards in fabric grades 50, 55 and 60:</i> Due to grades 50, 55 and 60 fabric widths being less than the width of a 60" board, contact your KnollExtra representative or Customer Service for pricing and fabric railroading information.

Custom Options	Fabric Selection					
<i>For special sizes:</i> For specials contact Customer Service. Maximum fabric board size is 120"W x 24"H. Fabric must be railroaded on any panel wider than 60".	<i>Grade 10</i>	<i>Grade 20 (cont.)</i>	<i>Grade 40</i>	<i>Grade 50</i>	<i>Grade 55</i>	<i>Grade A</i>
	Annex	Infinite	Amplify	Chance *	Cavalier *‡	Trophy *
	Beacon	Mainframe	Bandwidth	Knoll Hopsack *	Knoll Felt *	
	Broadcloth II	Nematic II	Foil Rap	Mariner *‡	Transition *	<i>Grade B</i>
	Circuit	Photon II	Hard Rock	Prague *		Versa *
	Element	Ponder	Heavy Metal	Prep *	<i>Grade 60</i>	
	Growth Spurt	Reflect	Palladium	Presto *	Classic	
<i>Customer's own material:</i> For approval, submit at least one yard of fabric for application testing. For panel-mounted applications, all COMs and textiles that are not pre-approved must be UL-tested. Please consult Knoll sales Customer Services for details.	Messa	Resolution	Hourglass *	Stepping	Boucle *‡	
	Pivot	Weave Three		Stones *‡		
	Skylark		<i>Grade 45</i>	Trophy *		
	Symbolic	<i>Grade 30</i>	Backdrop†			
	Details	Basket Draft	Dristi *			
	Tailor	Harmony				
	Made II **	Micro				
	Twister	Relay				
	Versatility	Silhouette				
	Wrap Up					
Construction	<i>Grade 20</i>					
	Circle Line					
	Criss Cross					
1/2" thick mineral board for durable, highly tackable surface.						
Manufactured in the United States.						

Universal Fabric Boards

Options and Mounting Information

product	description	application	w	d	h
<div>Fabric Boards</div> <div></div>	Mounting Options	½" Reveal Wall-Mounted			
		Flush Wall-Mounted (No charge when ordered with fabric board)			
		Panel-Mounted Dividends (No charge when ordered with fabric board)			
	Edge Detail	Rounded corner/radiused edge (add -R2 to end of fabric board pattern number)			
		Squared corner/radiused edge (add -S2 to end of fabric board pattern number)			
		Squared corner/rectilinear edge (add -S1 to end of fabric board pattern number)			

pattern no.	list price
F-WM-R-(14, 16, 18, 20 or 24)	\$173.
F-WM-F-(24, 30, 36, 42, 48, 60)- (14, 16, 18, 20 or 24)	56.
F-PM-D-(14, 16, 18, 20 or 24)	67.
R2	56.
S2	56.
S1	n/c

Order Code	Ordering Information		Mounting Options
Example: F-60-14-S1-A-40-W337/4 F-PM-R-14			
F-60-14	60" x 14" fabric board	<i>Specify:</i> 1. Pattern number 2. Corner/edge detail 3. Fabric grade 4. Fabric selection 5. Mounting option pattern number 6. System suffix (panel-mounted option only)	Standard fabric board has squared corner and rectilinear edge details. See above for edge upcharge.
S1	Squared corner/rectilinear edge		
A	Thickness		
40	Fabric grade	<i>Corner/edge detail:</i> Squared corner/rectilinear edge (S1) Squared corner/radiused edge (S2) Rounded corner/radiused edge (R2)	<i>Thickness option:</i> Standard fabric board has ½" thick mineral board.
W337/4	Sennit, Olivine		
F-PM	Panel-mounted		
R	Reff		
14	14" Fabric board bracket		

Panel-mounted brackets:
Panel-mounted brackets are included in the list price but must be specified separately. To specify appropriate panel-mounted bracket, consult the Knoll sales bracket chart on page 12.

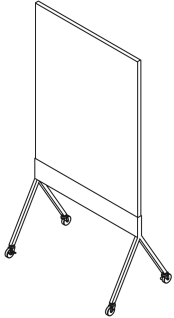
Panel mounted bracket size must match height of fabric board.

Wall-mounted options:
Wall-mounted applications must be specified as flush (F-WM-F) or reveal (F-WM-R). Both options are appropriate for any smooth, clean surface.

Flush wall-mount option utilizes velcro squares.

Custom Options	Corner/Edge Detail	
<i>Under overhead specification note:</i> For application under a system overhead, provide clearance distance between the worksurface and the bottom of the overhead or task light.	<i>For special sizes:</i> For specials contact Customer Service. Maximum fabric board size is 120"W x 24"H. Fabric must be railroaded on any panel wider than 60".	<i>S1. Squared corner/Rectilinear edge</i>
<i>Side by side fabric board specification note:</i> Please note if a panel-mounted fabric board will be used contiguous to another fabric board drawings are required and there will be an up-charge.	<i>Customer's own material:</i> For approval, submit at least one yard of fabric for application testing. For panel-mounted applications, all COMs and textiles that are not pre-approved must be UL-tested. Please consult Knoll sales Customer Service for details.	<i>R2. Rounded corner/Radiused edge</i>
Construction		<i>S2. Squared corner/Radiused edge</i>

½" thick mineral board for durable, highly tackable surface.

item	description
	Mobile Markerboard
	30" x 54" mobile whiteboard
	36" x 54" mobile whiteboard
	42" x 54" mobile whiteboard
	48" x 54" mobile whiteboard
Markers	Set of 4 markers
Markerboard Cleaning Cloth	40 x 30 cm microfiber cloth
Paper Pad Mount	Set of 2 hooks Can be adjusted to fit different size paper pad holes

pattern no.	list price
ACT-CB-M-LW-30-54-X	\$2,147.
ACT-CB-M-LW-36-54-X	2,238.
ACT-CB-M-LW-42-54-X	2,327.
ACT-CB-M-LW-48-54-X	2,420.

ACT-CB-M-MARKER	39.
ACT-CB-M-CLOTH	19.
ACT-CB-M-FLIPHOOK	122.

Order Code	Specification Information	Application Notes
Example: ACT-CB-M-LW-30-54-X-111	<i>Specify:</i>	<i>Marker storage options</i>
ACT Activity Spaces	1. Pattern number	Marker storage options (trays and cups) must be ordered with markerboard and are not retrofittable in the field. Replace -X in pattern with :
CB Communication Boards	2. Marker tray	
M Mobile	3. Frame finish	
LW Laminate Whiteboard	<i>Finish options:</i> Select one of the following finishes	
30-54 30" x 54" board	Code: Description	
A One cup and one tray	111 Jet Black	Code: Upchg. Desc.
111 Jet Black finish	115 Medium Grey	S \$89 One tray
	118 Bright White	D \$178 Two trays
	130 Dark Red	C \$64 One cup
	131 Slate Blue	E \$128 Two cups
	Note: Frame finish applies to cross members and legs, as well as any marker trays and cups. Paint is textured power coat.	A \$153 One cup and one tray
		B \$242 One cup and two trays
		F \$217 Two cups and one tray
		G \$306 Two cups and two trays

Construction	
Whiteboard: Honeycomb core with medium-density fiberboard skin, high pressure laminate finish and ABS edge.	<i>Note:</i> Each markerboard ships with four dry erase markers (blue, green, red and black) and a microfiber cleaning cloth.
Crossmember: Aluminum	Overall height from floor is 72' high with writable surface starting 25" from floor.
Legs: Steel	The optional marker tray runs the length of the crossmember. The optional marker cup mounts to the side.
Cup: Die cast aluminum with wool felt insert and steel fasteners.	To prevent dry erase markers from drying out, store them with the cap down in the optional cup.

<i>pattern no.</i>	<i>page</i>	<i>pattern no.</i>	<i>page</i>	<i>pattern no.</i>	<i>page</i>	<i>pattern no.</i>	<i>page</i>
001-214	40	F-42-14	168	LED 2 IN 19 I	20	OR-SL-14-42-()()	54
001-315	40	F-42-16	168	LED 2 IN 37	16	OR-SL-14-45-()()	54
012-1	38	F-42-18	168	LED 2 IN 37 I	20	OR-SL-14-48-()()	54
012-2	38	F-42-20	168	LED 2 IN 67	16	OR-SL-14-54-()()	54
012-3	38	F-42-24	168	LED 2 IN 79	16	OR-SL-14-60-()()	54
012-4	38	F-48-14	168	LED PIR	14, 16, 18, 20	OR-SL-14-66-()()	54
050	36	F-48-16	168	OA-CPU2-D- HAL	160	OR-SL-14-72-()()	54
055-BO	36	F-48-18	168	OA-CPU2-S- HAL	160	OR-WB-24-18	166
1901	34	F-48-20	168	OR-BKT-PM-B	56	OR-WB-30-18	166
1901-2	34	F-48-24	168	OR-BKT-PM-CE	56	OR-WB-30-24	166
1905	34	F-60-14	168	OR-BKT-PM-CS	56	OR-WB-36-18	166
1906	34	F-60-16	168	OR-BKT-PM-D	56	OR-WB-36-24	166
1912-20	38	F-60-18	168	OR-BKT-PM-DS	56	OR-WB-42-24	166
1912-30	38	F-60-20	168	OR-BKT-PM-DV	56	OR-WB-42-30	166
1912-40	38	F-60-24	168	OR-BKT-SM-A	56	OR-WB-48-30	166
1915	34	F-PM-D-(14, 16, 18, 20 or 24)	170	OR-BKT-WM	56	OR-WB-LBZ	166
1916	34	F-WM-F-(24, 30, 36, 42, 48, 60)- (14, 16, 18, 20 or 24)	170	ORCH-F-LT	44	OR-WB-PM-B	166
3313	38	F-WM-R-(14, 16, 18, 20 or 24)	170	ORCH-FS	46	OR-WB-PM-D	166
512-20	38	INFR5454HPLS	32	ORCH-HFH	48	OR-WB-PM-DV	166
ACT-CB-M-CLOTH	28, 172	INFR5454HPNN	32	ORCH-MT	48	OR-WB-PM-R	166
ACT-CB-M-FLIPHOOK	172	INFR5454HPNS	32	ORCH-PC	48	OR-WB-TCM-DV	166
ACT-CB-M-LW-30-54-X	172	INFR5454HPRN	32	ORCH-SB	44	OR-WB-TCM-R	166
ACT-CB-M-LW-36-54-X	172	INFR5454HPRS	32	ORCH-S-LGT	44	OR-WB-TR	166
ACT-CB-M-LW-42-54-X	172	INFR5454NPLS	32	ORCH-S-LT	44	OR-WB-WM	166
ACT-CB-M-LW-48-54-X	172	INFR5454NPNN	32	ORCH-SSD	46	POP-DT-15-39-G-M	30
ACT-CB-M-MARKER	28, 172	INFR5454NPNS	32	ORCH-TS-UNI	50	R2	170
ACT-CUP-MG	28, 42	INFR5454NPRN	32	ORCH-UT	48	S1	170
ACT-PW-PC-24-24-13-1C	28	INFR5454NPRS	32	ORCH-VPP	46	S2	170
ACT-PW-PC-24-24-13-1CUSB	28	INFR5472HPLS	32	ORCH-WBK	50	SAP 3 BKT	104
ACT-PW-PC-24-24-13-1E	28	INFR5472HPNN	32	ORCH-WBK-R-EB	50	SAP 4 BKT	104
ACT-PW-PC-24-24-13-1EUSB	28	INFR5472HPNS	32	OR-LBI-24-()()	52	SAP 50 B 16 M 3 ANT SIDE K	90
ACT-PW-PC-24-24-13-2E	28	INFR5472HPRN	32	OR-LBI-30-()()	52	SAP 50 B 16 M 3 CLMP HD K	88
ACT-PW-PC-24-24-13-2EUSB	28	INFR5472HPRS	32	OR-LBI-35-()()	52	SAP 50 B 16 M 4 ANT SIDE K	94
ACT-PW-PC-24-24-13-X	28	INFR5472NPLS	32	OR-LBI-36-DV-()()	52	SAP 50 B 16 M 4 CLMP HD K	92
ACT-PW-PC-36-36-13-1C	28	INFR5472NPNN	32	OR-LBI-36-()()	52	SAP 50 B 16 S 3 ANT SIDE K	90
ACT-PW-PC-36-36-13-1CUSB	28	INFR5472NPNS	32	OR-LBI-42-DV-()()	52	SAP 50 B 16 S 3 CLMP HD K	88
ACT-PW-PC-36-36-13-1E	28	INFR5472NPNS	32	OR-LBI-42-()()	52	SAP 50 B 16 S 4 ANT SIDE K	94
ACT-PW-PC-36-36-13-1EUSB	28	INFR5472NPRN	32	OR-LBI-45-()()	52	SAP 50 B 16 S 4 CLMP HD K	92
ACT-PW-PC-36-36-13-2E	28	INFR5472NPRS	32	OR-LBI-48-DV-()()	52	SAP 50 B 24 M 3 ANT SIDE K	90
ACT-PW-PC-36-36-13-2EUSB	28	INFR7254HPLS	32	OR-LBI-48-()()	52	SAP 50 B 24 M 3 CLMP HD K	88
ACT-PW-PC-36-36-13-X	28	INFR7254HPNN	32	OR-LBI-54-()()	52	SAP 50 B 24 M 4 ANT SIDE K	94
ALF2	22	INFR7254HPNS	32	OR-LBI-60-DV-()()	52	SAP 50 B 24 M 4 CLMP HD K	92
COPE-02	24	INFR7254HPRN	32	OR-LBI-60-()()	52	SAP 50 B 24 S 3 ANT SIDE K	90
COPE-02-BASE	26	INFR7254HPRS	32	OR-LBI-66-()()	52	SAP 50 B 24 S 3 CLMP HD K	88
COPE-CLMP	26	INFR7254NPLS	32	OR-LBI-72-DV-()()	52	SAP 50 B 24 S 4 ANT SIDE K	94
EXB SB 1020 T K L	164	INFR7254NPNN	32	OR-LBI-72-()()	52	SAP 50 B 24 S 4 CLMP HD K	92
F-24-14	168	INFR7254NPNS	32	OR-SL-06-24-()()	54	SAP 50 B 32 M 6 ANT SIDE K	98
F-24-16	168	INFR7254NPRN	32	OR-SL-06-30-()()	54	SAP 50 B 32 M 6 CLMP HD K	96
F-24-18	168	INFR7254NPRS	32	OR-SL-06-35-()()	54	SAP 50 B 32 M 8 ANT SIDE K	102
F-24-20	168	LED 1 (B or S) BASE	14	OR-SL-06-36-()()	54	SAP 50 B 32 M 8 CLMP HD K	100
F-24-24	168	LED 1 (B or S) BASE I	18	OR-SL-06-42-()()	54	SAP 50 B 32 S 6 ANT SIDE K	98
F-30-14	168	LED 1 (B or S) CLMP	14	OR-SL-06-45-()()	54	SAP 50 B 32 S 6 CLMP HD K	96
F-30-16	168	LED 1 (B or S) CLMP I	18	OR-SL-06-48-()()	54	SAP 50 B 32 S 8 ANT SIDE K	102
F-30-18	168	LED 1 (B or S) PCLMP	14	OR-SL-06-54-()()	54	SAP 50 B 32 S 8 CLMP HD K	100
F-30-20	168	LED 1 (B or S) PCLMP I	18	OR-SL-06-60-()()	54	SAP 50 WL DIR	120
F-30-24	168	LED 1 (B or S) SIDE	14	OR-SL-06-66-()()	54	SAP 50D BKT	106
F-36-14	168	LED 1 (B or S) SIDE I	18	OR-SL-06-72-()()	54	SAP ANT CTR	118
F-36-16	168	LED 2 AD 19	16, 20	OR-SL-14-24-()()	54	SAP ANT SIDE	118
F-36-18	168	LED 2 AD 37	16, 20	OR-SL-14-30-()()	54	SAP B 16 M 3 ANT SIDE K	90
F-36-20	168	LED 2 AD 67	16	OR-SL-14-35-()()	54	SAP B 16 M 3 CLMP HD K	88
F-36-24	168	LED 2 IN 19	16	OR-SL-14-36-()()	54	SAP B 16 M 4 ANT SIDE K	94

<i>pattern no.</i>	<i>page</i>	<i>pattern no.</i>	<i>page</i>	<i>pattern no.</i>	<i>page</i>	<i>pattern no.</i>	<i>page</i>
SAP B 16 M 4 CLMP HD K	92	SAP MA 50S 24 ANT CTR K	76	SAP MA SL	104	XYZ MA C2 GRMT K	142
SAP B 16 S 3 ANT SIDE K	90	SAP MA 50S 24 ANT SIDE K	78	SAP MA SL 16 ANT CTR K	72	XYZ MA C2 POLE DCH K	144
SAP B 16 S 3 CLMP HD K	88	SAP MA 50S 24 CLMP DP K	76	SAP MA SL 16 ANT SIDE K	74	XYZ MA C2 POLE SLOT K	144
SAP B 16 S 4 ANT SIDE K	94	SAP MA 50S 24 CLMP K	76	SAP MA SL 16 CLMP K	72	XYZ MA CLIP	152
SAP B 16 S 4 CLMP HD K	92	SAP MA 50S 24 FTM K	76	SAP MA SL 16 FTM K	72	XYZ MA D CLMP K	136
SAP B 24 M 3 ANT SIDE K	90	SAP MA 50S 24 GRMT K	76	SAP MA SL 24 ANT CTR K	72	XYZ MA DL CLMP K	136
SAP B 24 M 3 CLMP HD K	88	SAP MA 50S MJ	108, 154	SAP MA SL 24 ANT SIDE K	74	XYZ MA S	152
SAP B 24 M 4 ANT SIDE K	94	SAP MA 50S POLE DCH K	78	SAP MA SL 24 CLMP K	72	XYZ MA S ANT SIDE K	132
SAP B 24 M 4 CLMP HD K	92	SAP MA 50S POLE SLOT K	78	SAP MA SL 24 FTM K	72	XYZ MA S CLMP DP K	132
SAP B 24 S 3 ANT SIDE K	90	SAP MA 50S SL	106	SAP MA SL POLE DCH K	74	XYZ MA S CLMP K	132
SAP B 24 S 3 CLMP HD K	88	SAP MA 50S SL 16 ANT CTR K	84	SAP MA SL POLE SLOT K	74	XYZ MA S FTM K	132
SAP B 24 S 4 ANT SIDE K	94	SAP MA 50S SL 16 ANT SIDE K	86	SAP MA SL WL DIR K	74	XYZ MA S GRMT K	132
SAP B 24 S 4 CLMP HD K	92	SAP MA 50S SL 16 CLMP K	84	SAP MJ	108, 156	XYZ MA S POLE DCH K	134
SAP B 32 M 6 ANT SIDE K	98	SAP MA 50S SL 16 FTM K	84	SAP MST 12	114	XYZ MA S POLE ECH K	134
SAP B 32 M 6 CLMP HD K	96	SAP MA 50S SL 24 ANT CTR K	84	SAP MST 16	114	XYZ MA S POLE SLOT K	134
SAP B 32 M 8 ANT SIDE K	102	SAP MA 50S SL 24 ANT SIDE K	86	SAP MST 24	114	XYZ MA SL CLMP K	132
SAP B 32 M 8 CLMP HD K	100	SAP MA 50S SL 24 CLMP K	84	SAP MST 32	114	XYZ MJ	152
SAP B 32 S 6 ANT SIDE K	98	SAP MA 50S SL 24 FTM K	84	SAP MST 8	114	XYZ POLE DCH	146
SAP B 32 S 6 CLMP HD K	96	SAP MA 50S SL CWL DIR K	86	SAP MST CM	116	XYZ POLE ECH	146
SAP B 32 S 8 ANT SIDE K	102	SAP MA 50S SL POLE DCH K	86	SAP MST KNB	116	XYZ POLE SLOT	146
SAP B 32 S 8 CLMP HD K	100	SAP MA 50S SL POLE SLOT K	86	SAP POLE CH MST	120	XYZ SL CLMP	146
SAP B CM	116	SAP MA 50S SL WL DIR K	86	SAP POLE DCH	120	XYZ WGT	152
SAP B M	112	SAP MA D 24 ANT CTR K	64	SAP POLE SLOT	120		
SAP B MJ	108	SAP MA D 24 ANT SIDE K	64	SAP POLE SLOT MST	120		
SAP B MJ 50	108	SAP MA D 24 CLMP DP K	62	SAP POLE50 DCH	120		
SAP B MST CM	116	SAP MA D 24 CLMP K	62	SAP POLE50 SLOT	120		
SAP B S	112	SAP MA D 24 FTM K	62	SAP VESA 100 200	108		
SAP CLMP	118	SAP MA D 24 GRMT K	62	SAP VESA 200 200	108		
SAP CLMP DP	118	SAP MA D ANT CTR K	64	SAP VESA 300 300	110		
SAP CLMP HD	118	SAP MA D ANT SIDE K	64	SAP VESA 400 400	110		
SAP D BKT	104	SAP MA D CLMP DP K	62	SAP WL DIR	118		
SAP FTM	118	SAP MA D CLMP K	62	SAP WL MST	118		
SAP GRMT	118	SAP MA D FTM K	62	TM-CM-BSKT-	162		
SAP HP BKT	124	SAP MA D GRMT K	62	TM-CM-CLIPS-S2	162		
SAP HP VESA 100100	124	SAP MA DL 24 ANT CTR K	64	TM-CM-CLIPS-S20	162		
SAP HP VESA 200200	124	SAP MA DL 24 CLMP DP K	62	XYZ ANT SIDE	146		
SAP HP VESA 400400	124	SAP MA DL 24 CLMP K	62	XYZ C ANT SIDE	150		
SAP MA 16 4 ANT CTR K	70	SAP MA DL 24 FTM K	62	XYZ C CLMP	150		
SAP MA 24 4 ANT CTR K	70	SAP MA DL 24 GRMT K	62	XYZ C CLMP DP	150		
SAP MA 3 ANT CTR K	68	SAP MA DL 24ANT SIDE K	64	XYZ C FTM	150		
SAP MA 3 ANT SIDE K	68	SAP MA DL ANT CTR K	64	XYZ C GRMT	150		
SAP MA 3 CLMP DP K	66	SAP MA DL ANT SIDE K	64	XYZ C POLE DCH	150		
SAP MA 3 CLMP K	66	SAP MA DL CLMP DP K	62	XYZ CLMP	146		
SAP MA 3 FTM K	66	SAP MA DL CLMP K	62	XYZ CLMP DP	146		
SAP MA 3 GRMT K	66	SAP MA DL FTM K	62	XYZ CROSS B	156		
SAP MA 50 WL DIR K	78	SAP MA DL GRMT K	62	XYZ D CLMP	148		
SAP MA 50D 16 ANT CTR K	82	SAP MA HP 224 100 K	122	XYZ DL CLMP	148		
SAP MA 50D 16 ANT SIDE K	82	SAP MA HP 224 200 K	122	XYZ FTM	146		
SAP MA 50D 16 CLMP DP K	80	SAP MA HP 224 400 K	122	XYZ GRMT	146		
SAP MA 50D 16 CLMP K	80	SAP MA HP SL 124 K	122	XYZ MA 302	154		
SAP MA 50D 16 FTM K	80	SAP MA S	104	XYZ MA 30S2 ANT SIDE K	138		
SAP MA 50D 16 GRMT K	80	SAP MA S 24 ANT CTR K	58	XYZ MA 30S2 CLMP DP K	138		
SAP MA 50D 24 ANT CTR K	82	SAP MA S 24 ANT SIDE K	60	XYZ MA 30S2 CLMP K	138		
SAP MA 50D 24 ANT SIDE K	82	SAP MA S 24 CLMP DP K	58	XYZ MA 30S2 FTM K	138		
SAP MA 50D 24 CLMP DP K	80	SAP MA S 24 CLMP K	58	XYZ MA 30S2 GRMT K	138		
SAP MA 50D 24 CLMP K	80	SAP MA S 24 FTM K	58	XYZ MA 30S2 POLE DCH K	140		
SAP MA 50D 24 FTM K	80	SAP MA S 24 GRMT K	58	XYZ MA 30S2 POLE SLOT K	140		
SAP MA 50D 24 GRMT K	80	SAP MA S ANT CTR K	58	XYZ MA BLOCK	152		
SAP MA 50S	106	SAP MA S ANT SIDE K	60	XYZ MA C CLIP	154, 156		
SAP MA 50S 16 ANT CTR K	76	SAP MA S CLMP DP K	58	XYZ MA C STRIP	156		
SAP MA 50S 16 ANT SIDE K	78	SAP MA S CLMP K	58	XYZ MA C2	156		
SAP MA 50S 16 CLMP DP K	76	SAP MA S FTM K	58	XYZ MA C2 ANT SIDE K	144		
SAP MA 50S 16 CLMP K	76	SAP MA S GRMT K	58	XYZ MA C2 CLMP DP K	142		
SAP MA 50S 16 FTM K	76	SAP MA S POLE DCH K	60	XYZ MA C2 CLMP K	142		
SAP MA 50S 16 GRMT K	76	SAP MA S POLE SLOT K	60	XYZ MA C2 FTM K	142		

Selling Policy

	<p>This Selling Policy supersedes all previous selling policies and is inclusive of Knoll, KnollStudio and Muuto. Prices, discounts and product offerings are subject to change without notice.</p>
Terms & Conditions of Sales	<p>Sales by Knoll, Inc. or Knoll North America Corp. ("Seller") of Knoll Product Lines (hereinafter "Products") within the United States and Canada are made only on the terms which are contained in this Selling Policy. Seller hereby gives notice of its objection to any different or additional terms and conditions. This sale is expressly conditional upon Purchaser's assent to the terms and conditions set forth below. Additional terms and conditions may apply to KnollStudio and KnollTextiles orders. These terms and conditions may be modified or supplemented only by a written document signed by an authorized representative of Seller. These terms and conditions supersede any prior and/or contemporaneous agreements or correspondence between Purchaser and Seller. Written quotations expire thirty (30) days from the date of issuance and can be withdrawn by written notice anytime during that period. Where Purchaser and Seller have entered into the Knoll Electronic Terms and Conditions, all orders, acknowledgements, invoices and other business communications placed or transmitted in accordance with the Knoll Electronic Terms and Conditions shall be deemed to be in writing and signed and shall be valid for all purposes as if they were originated and maintained in documentary form.</p>
Ordering Information	<p>All orders must be in writing. The product pattern number(s) contained on Seller's order acknowledgement shall be the final expression of the order.</p>
Order Confirmation	<p>A purchase order is not binding on Seller until Purchaser has received Seller's order confirmation or acknowledgment.</p>
Pricing Policies	<p>List prices are subject to change without notice.</p> <p>List prices shall be those prices in effect on the date of receipt of a complete purchase order unless shipment is requested more than ninety (90) days after order entry in which case prices in effect on the date of shipment apply. List prices include specified freight costs. Unless specified in writing by Seller, no other charges are included in Seller's list prices.</p>
Taxes	<p>All sales, use, excise and other taxes applicable to the sale of the Products shall be paid by Purchaser. If Purchaser claims an exemption from any tax, Purchaser shall submit to Seller the appropriate exemption certificates.</p>
Terms of Payment	<p>Payment for one hundred percent (100%) of the net order amount (including any applicable shipping and handling fee) is due within thirty (30) days of the date of invoice, which is generally issued upon shipment. In case of any discrepancies, such as shortages, and Seller is notified in writing within ten (10) days of receipt of Product, only that portion may be deducted and the balance paid. For orders greater than \$100,000 net, a fifty percent (50%) deposit is due at the time of order placement, with the remainder due within thirty (30) days of the date of invoice.</p> <p>KnollStudio orders less than \$2,000 require payment for one hundred percent (100%) of the net order amount (including any applicable sales tax and charges for inside delivery, special packaging, etc.), due at time of order placement. For KnollStudio orders greater than \$2,000, a one-half (50%) deposit is due at time of order placement with the remainder (including any applicable sales tax and charges for inside delivery, special packaging, etc.) due prior to shipment.</p> <p>If, in the judgment of Seller, Purchaser's financial condition does not justify the terms of the payment, Seller may require full or partial payment in advance. Past due accounts shall be charged one and one-half percent (1.5%) per month, or the highest rate permitted by law, whichever is less, and will be added to the outstanding balance. In the event Purchaser defaults on payment, Purchaser shall be liable for all collection costs, including reasonable attorney's fees and costs.</p>
Changes and Cancellation	<p>Standard purchase orders may not be changed or cancelled, in whole or in part, without prior written consent of Seller. Changes may effect delivery dates. Expenses incurred because of changes shall be charged to Purchaser. In the event of cancellations, Purchaser will be liable for reasonable cancellation charges established by Seller. Orders for special Product, orders including "COM" (hereinafter defined) material and orders pursuant to expedited delivery programs, may not be canceled.</p> <p>QuickShip orders may not be changed or canceled without Knoll's authorization. In the event of Muuto order changes, 25% payment of original net order amount is required for changes incurring the week the order was entered. 100% payment of original net order amount is required for changes incurring the week the order is scheduled to ship. If Muuto is ordered on QuickShip, the QuickShip policy supersedes.</p>
Freight Prepaid	<p>For standard orders, freight is prepaid and included in the price of all Knoll Office and KnollStudio Products, except KnollTextiles and Muuto, within the 48 contiguous United States for orders placed with Knoll, Inc. and within Canada, excluding the Yukon, Northwest Territories, Nunavut and Newfoundland for orders placed with Knoll North America Corp. Packing is tested for rigorous motion and transportation but is not guaranteed to protect furniture from all conditions. If special packaging is required for any reason, please consult with your sales representative or dealer. Seller shall select the method of shipment and routing. Freight for all KnollTextiles orders is prepaid and added to the invoice.</p> <p>Freight for all Muuto orders must be specified at time of order placement and added to the PO.</p>
Delivery/Freight Charges	<p>Shipments outside the contiguous 48 United States and Canada shall be shipped F.O.B. Origin.</p> <p>For shipments outside the contiguous United States and Canada, Purchaser is responsible for the cost of freight from point of embarkation, including any handling and transportation charges incidental to loading at the point of departure and unloading at the final destination.</p> <p>Conditions beyond the control of Seller, including weather, available facilities and traffic conditions, may affect exact time of delivery. Seller shall not be responsible for specific carrier delivery date or time unless it has made a specific delivery commitment, in writing.</p> <p>Nonstandard methods of shipment and/or additional services are available upon request. Orders for QuickShip product shipping direct parcel or White Glove are subject to additional shipping and handling charges and must be paid by Purchaser. Purchaser will be billed for the differential cost of any special services in excess of standard surface carrier freight costs. Premium charges, at Purchaser's request, will be added for airfreight, exclusive use of vehicle and extra, export or special packaging. Accessorial charges will be added for inside delivery, extra labor, reconsignment and redelivery.</p> <p>Partial shipments may be made and invoiced by Seller.</p>
Claims	<p>All shipments for Knoll Products within the contiguous United States and Canada are F.O.B. Origin. All risk of loss passes to Purchaser at time of delivery to carrier. Purchaser shall inspect all Products upon receipt and notify Seller within ten (10) working days after receipt of any damage or defects which are, or should be, apparent from an inspection of the Product and its packaging. Failure of Purchaser to notify Seller during the ten (10) working day period shall constitute acceptance of the Products and waiver of any apparent defects, errors or shortages. For all claims relating to Product damaged in transit or for any other claims relating to or arising out of the transportation of the Product, Purchaser must seek recovery from the carrier and Seller has no liability to Purchaser for such claims. Seller may, upon request, assist Purchaser with filing of such claims with the carrier, but Seller will not be liable for any of these transportation related claims.</p>

Selling Policy

Seller's Security Interest	Until Seller receives the full payment for the Product, Seller shall have a security interest in the Product. Purchaser agrees to perform all acts, including but not limited to the execution and filing of documentation, which may be necessary to perfect and assure the security interest of Seller.
Returns	The return of Products without a written authorization by Seller shall not be accepted. To receive authorization for Product return, please call Customer Service. All Products that are returned pursuant to a valid authorization shall be subject to a twenty-five percent (25%) of list restocking charge. Products not currently offered for sale by Seller (including COM) shall not be authorized for return. All returned Products must be unused, in original condition and in the original Seller packing cartons. No refund or credit shall be given for damaged Products.
Held Orders/Storage	If Purchaser requests that an order be held or delayed, prices and terms and conditions in effect at the time of shipment shall apply. If Purchaser requests a delay after the time when Seller can defer production, Purchaser will be invoiced for the Product, payable in accordance with standard terms, when the order is ready for shipment. Seller may transfer the Product to storage, in which case all expenses incurred in connection with storage, including demurrage, preparation for storage, storage charges and handling shall be payable by Purchaser upon submission of invoices by Seller. Risk of loss to the Product shall pass to the Purchaser upon delivery of the Product into storage.
Customer's Own Material	A Purchaser who requests a fabric or other surface material not standard to Seller's line of Products ("COM") must submit samples of the requested material to Seller prior to entry of a purchaser order. Seller shall determine if the material is suitable to its manufacturing processes and meets any requirements of Underwriters Laboratories. If the COM is acceptable, Seller will then establish a price for using the COM or the Product in question. For a description of the procedures for submitting samples and testing, contact customer resources or your sales representative. Seller shall have no responsibility for the appearance, condition, performance, durability, colorfastness or any other physical attribute of the COM. Purchaser shall indemnify and hold Seller harmless for any damages, injuries or losses arising out of or related to use of the COM on the Product.
Delay/Force Majeure	Seller shall not be liable for failure to perform or for delay in performance due to fire, flood, strike or other labor difficulty, act of God, act of war or terrorism, act of any governmental authority or of the Purchaser, riot, embargo, fuel or energy shortage, wrecks or delay in transportation, inability to obtain necessary labor, materials or manufacturing facilities from usual sources or failure of suppliers to meet their contractual obligations, or due to any cause beyond its reasonable control. If any such event occurs, Seller may extend delivery dates by a period of time necessary to overcome the effect of such delay, allocate available Product or cancel any purchase order.
Compliance with Law	PURCHASER IS SOLELY RESPONSIBLE FOR COMPLIANCE WITH ALL APPLICABLE FEDERAL, STATE AND LOCAL LAWS, ORDINANCES, REGULATIONS, RULES AND STANDARDS RELATING TO THE INSTALLATION, MAINTENANCE, USE AND OPERATION OF THE PRODUCTS.
Patents	Subject to the following provisions, Seller shall, at its own expense, defend or, at its option, settle any claim, suit or proceeding brought against the Purchaser, and/or its vendees, mediate and immediate, so far as based on an allegation that any Product or any part thereof furnished hereunder constitutes a direct or a contributory infringement of any claim of any patent of the United States or Canada. This obligation shall be effective only if Purchaser shall have made all payments then due hereunder and if Seller is notified promptly in writing and given authority, information and assistance for the defense of said claim, suit or proceeding. Seller shall pay all damages and costs awarded in such suit or proceedings so defended.
	The foregoing indemnity does not apply to the following:
	<ul style="list-style-type: none">• Products supplied according to a design other than that of Seller, and which is required by the Purchaser.• Combination of the Product with another product not furnished hereunder unless Seller is a contributory infringer.• Any settlements of a suit or proceeding made without Seller's written consent.
Limitations of Liability	SELLER, ITS CONTRACTORS, AUTHORIZED DEALERS AND SUBCONTRACTORS OR SUPPLIERS OF ANY TIER SHALL NOT BE LIABLE TO PURCHASER FOR ANY SPECIAL, INDIRECT, INCIDENTAL OR CONSEQUENTIAL DAMAGES ARISING FROM A BREACH OF THIS AGREEMENT. Purchaser's remedies set forth herein are exclusive and the liability of Seller with respect to the breach of this agreement or any contract entered into between the parties pursuant hereto shall not exceed the price of the Product or part on which such liability is based.
Warranty	please visit warranty website link https://www.knoll.com/help/warranty for up-to-date information.

General Ordering Information

The Products

This guide encompasses all standard products for this product group.

Sizes

Dimensions listed in this guide are indicated as:

H = height

W = width

D = depth

Dia. = diameter

Rad. = radius

Pricing

All prices shown are list.

How to Order

Select pattern numbers and quantities required for your complete installation. Product questions can be addressed in the specific sections of this guide or by contacting your sales representative or customer resource representative at 1-800-343-5665.

Next, select options (if required), along with colors and finishes appropriate to each product. Reference the Finishes and Fabrics pages for color designations.

On large installations, an item's "designated area" can be specified to assist in product organization and handling.

To expedite complete / correct entry of your order, be certain all pattern numbers, quantities, colors and area identifications are completely specified. Also, include complete purchase order numbers, bill-to and ship-to addresses, a contact name and specific factory shipping dates required.

Mail all orders to:

Knoll, Inc.
1235 Water Street
East Greenville, PA 18041
Attention: Order Entry

Once your order is entered at Knoll, an acknowledgment will be mailed to you. You will be advised of your scheduled shipping date within five days of the original acknowledgment. If it is necessary to revise your order, please contact your customer resource representative.

Sustainability Statement

Sustainable design is a key component of Knoll's environmental focus. Our commitment to social responsibility and a healthy environment has prompted us to further articulate our longstanding environmental programs and, with encouragement and support from our colleagues in the industry, we have re-energized our focus on such "green" initiatives as life cycle analysis and LEED™ certification. Knoll is proud to have contributed to projects that have received LEED certification from the U.S. Green Building Council.

For the latest information on Knoll products that help our customers achieve LEED certification, log on to knoll.com, click on "About Knoll" and then "Environmental Focus."