
Calibre®

Price List
July 2023

Knoll

Introduction	Lateral File Planning Overview	2
	Lateral File Sample Bid Technical Specifications	7
	Ordering Calibre Files and Storage	10
	Ordering the Calibre Pedestal	11
	Calibre Files and Storage	12
	Calibre Pedestal	15
Calibre File Collection	Calibre Front Lateral Files - Preconfigured	17
	Calibre Front Hybrids	41
	Calibre Front Cabinets	44
	Lateral File Worksurface Tops	51
	Calibre Add-on Modules	53
	Calibre Bookcases	54
	Calibre Front Lateral Files with Individual Locking Drawers	58
	Laminate Front Lateral Files	63
	Series 2 Front Lateral Files "Limited Availability"	64
	Calibre File Accessories	65
Calibre Front Pedestals	Calibre Pedestals	67
Calibre Pedestal Accessories	Calibre Pedestal Accessories	79
Calibre Front Storage Towers	15" Wide Storage Towers "Limited Availability"	82
	24" Wide Storage Towers "Limited Availability"	84
	30" Wide Storage Towers "Limited Availability"	90
Wall Mounting of Knoll Products		92
Alpha-Numeric Index		94
Selling Policy		97
KnollKey Lock Program		100
General Ordering Information		101

Calibre files are available in pre-configured models that incorporate a flexible 1.5" planning module to optimize the best use of space within a case.

Lateral Files, Pre-configured

Calibre pre-configured files are available in 10 heights and 3 widths. All feature the use of a 1.5" vertical planning module. The 1.5" planning module makes better use of space by more efficiently storing and maintaining files, binders, office supplies and other articles as compared to a traditional 3" planning module. There are 9 drawer/door modules heights available to support front-to-back or side-to-side filing of letter, legal, A4, JIS, standard binders and EDP paper sizes.

Hybrids Pre-configured

Hybrid storage units combine hinged doors to store binders and supplies with 12" file drawers to support

filing. Hybrids are available in heights of 55.5", 63" and 64.5" in widths of 30" and 36".

Cabinets Pre-configured

A variety of pre-configured storage cabinets with adjustable shelves are available with or without doors in 6 heights and 2 widths. Think of using a Calibre cabinet without doors when you want to have the appearance of a bookcase when aligning a cabinet next to lateral files. Cabinets have the same base detail (1 1/2" tall) of lateral files, as well as the same overall depth of 18". A Calibre bookcase on the other hand is only 15" deep and has a 2 1/16" high base.

Doors are available in standard Calibre style. Locks are optional for models with doors.

Add-on Modules

Calibre lateral files maybe augmented with add-on modules that

help make maximum use of vertical space. Add-on modules are available in 4 nominal heights and 3 widths and can be mounted to any standard Calibre lateral file. Add-on units come with two hinged doors. 27" and 30" modules include one adjustable shelf. Modules are available with or without locks.

Note: The actual overall exterior height of Calibre Add-on modules is 14 7/8", 16 3/8", 28 3/8" and 31 3/8"

Add-on modules are for use with Calibre files only. Calibre files, and Add-on modules are 18" deep. S2 front lateral files are 18 7/8" deep and have overlay fronts instead of inset fronts as is the case with Calibre files. Therefore, S2 front lateral files will accept an Add-on module.

Add-on modules will attach to Calibre files manufactured prior to 2003. There is a limit of one Add-on

module per case.

How would you or why would you use an Add-on module?

1. Add-on modules allow for the creation of 6 high or taller case configurations. Match a 55.5" high case (with 5-10.5" drawers) with a 13.5" nominal height Add-on module and you have a low profile 6 high case that provides high-density filing for hanging file folders with an easily accessed space for binder storage.
2. Add-on modules can provide additional storage capacity for binders and supplies by making better use of vertical space. Both 27" and 30" Add-on modules will accommodate two rows of standard size binders.
3. Add-on modules provide more design flexibility by extending the range of case heights.

Module Application and size

Drawer Modules

15" Rollout drawer with hanging rails
13.5" Rollout drawer with hanging rails
12" Rollout drawer with hanging rails
10.5" Rollout drawer with hanging rails
9" Rollout drawer
7.5" Rollout drawer
6" Rollout drawer
3" Rollout drawer
1.5" Reference/posting shelf

Application

EDP, oversized binders, A4 and standard binders
Binders, top tab files or tape seals
Top tab hanging and non-hanging files or end tab files
Top tab hanging and non-hanging file folders
Oversized specialty items and supplies
5 1/4" diskettes, audio tapes and CD-ROM jewel cases
Index cards, microfilm, 3 1/2" diskettes and video tapes
Pens, pencils, business cards and other smaller office supplies
Touch down platform for sorting or stacking files or documents

Ext H.

14 7/8"
13 3/8"
11 7/8"
10 3/8"
8 7/8"
7 3/8"
5 7/8"
2 7/8"
1 3/8"

Int H.

14 3/8"
13 1/8"
11 3/8"
10 1/8"
8 5/8"
7 1/8"
5 5/8"
2 5/8"
N/A

Drawer Modules*

15" Receding door fixed shelf
13.5" Receding door fixed shelf
12" Receding door fixed shelf
15" Receding door pullout shelf
13.5" Receding door pullout shelf
12" Receding door pullout shelf

Application

EDP, oversized binders, A4 or standard binders
Standard binders or suspended top tab files or tape seals
Top tab hanging and non-hanging files or end tab files
EDP, oversized binders, A4 or standard binders
Standard binders or suspended top tab files or tape seals
Top tab hanging and non-hanging files or end tab files

Ext H.

14 7/8"
13 3/8"
11 7/8"
14 7/8"
13 3/8"
11 7/8"

Int H.

13 1/4"
11 3/4"
10"
13 1/4"
11 3/4"
10"

*Interior height is reduced by 15" at hinge location

To prevent lateral file/tower from tipping over and causing injury:

- Read and follow installation instructions shipped with each lateral file/tower before use. Consult your Knoll dealer for further details.
- Lateral files/towers must be leveled using adjustable glides in the base.
- Lateral files should be ganged (connected) to adjacent lateral files or anchored to a floor or wall. If not ganged or anchored the lateral file must be counter-weighted using counter weight kits recommended in the installation instructions.
- Each lateral file and some towers are equipped with a safety interlock system which prevents opening more than one drawer at a time. Do not attempted to override the interlock system by opening two drawers simultaneously, since the lateral file/tower may tip. (Does not apply to all towers.)
- Load tower drawers first and place the heaviest items in the lowest drawer. Reverse the process when unloading. Distribute weight evenly within each drawer.
- Calibre drawers may be bottom loaded. Place contents carefully in drawers; do not drop heavy contents into the drawer.

It is recommended that all 27"h, 34.5"h and 39"h files be ganged together, to a wall/floor or utilized a counter weight kit to prevent topping when fully loaded.

Failure to follow these instructions could result in personal injury or property damage.

Lateral File Planning Overview

Calibre Lateral Filing Volume and Weights

Calibre

Filing Planning

Calibre pre-configured files include 1.5", 3", 6", 7.5", 10.5", 12", 13.5" and 15" drawer and door modules. The 12", 13.5" and 15" drawers are designed to handle all standard paper sizes including:

Letter (8 1/2" X 11")
 Legal (8 1/2" X 14")
 A4 Foolscap (9 1/5" X 14 1/3")
 JIS (9 1/5" X 12 1/4")
 EDP (8 1/2" X 15")

The 10.5" drawer module is designed to handle:

Letter (8 1/2" X 11")
 Legal (8 1/2" X 14")

Note: Only 12", 13.5" and 15" modules are available as receding doors with either fixed or pull-out shelves.

Filing Volume and Weights

The paper size or media to be stored will determine the best width of file to specify. In applications requiring high-density letter-sized documents filed front-to-back, the most efficient file widths are 30" and 42". Files that are 36" wide work efficiently to store legal-sized documents in front to back configurations and do not efficiently handle letter-sized documents.

Finding the Optimum Storage Configuration:

30" width (Front-to-Back) =	Letter 31.5 Filing Inches
30" width (Side-to-Side) =	Legal 26 3/4 Filing Inches
36" width (Front-to-Back) =	Letter 31.5 Filing Inches
36" widths (Side-to-Side) =	Legal 32 3/4 Filing Inches
42" widths (Front-to-Back) =	Letter 47 Filing Inches
42" widths (Side-to-Side) =	Legal 38 3/4 Filing Inches

Example: If 12' of open wall space were available for 51" high files with 4-12" drawers, two options would be possible:

Option A: Four 36" wide files

Option B: Two 42" and two 30" wide files

If the usage was for letter-sized documents filed front-to-back, option A would provide 504 total filing inches, while option B would allow 628 total filing inches in the same square footage.

Calibre Lateral File Approximate Case Weights (Empty Units)

27" High File with 2-12" drawers:

30" w (98 lbs.)
 36" w (110 lbs.)
 42" w (123 lbs.)

39" High File with 3-12" drawers:

30" w (133 lbs.)
 36" w (150 lbs.)
 42" w (167 lbs.)

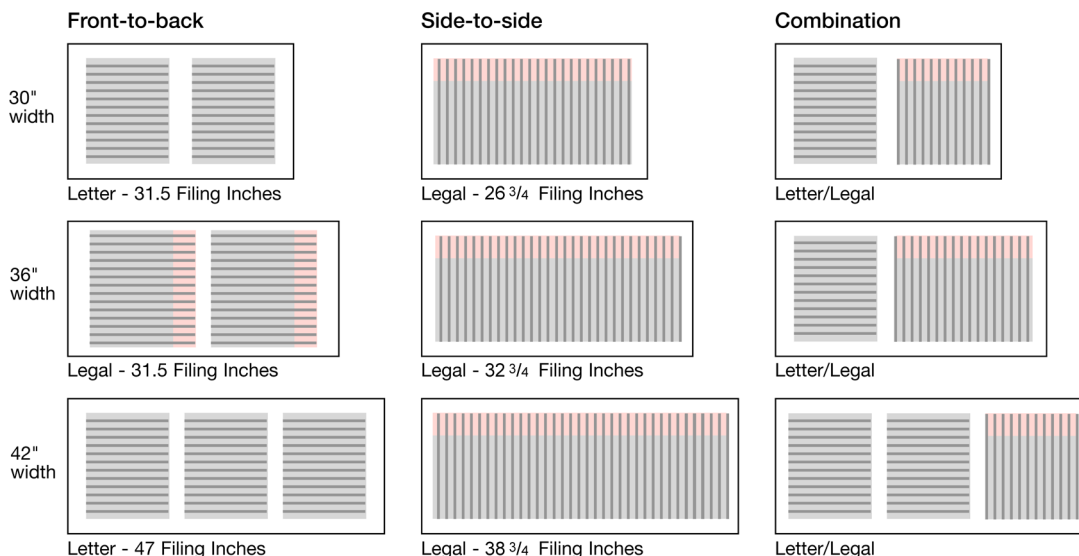
51" High File with 4-12" drawers:

30" w (169 lbs.)
 36" w (190 lbs.)
 42" w (211 lbs.)

63" High File with 5-12" drawers:

30" w (208 lbs.)
 36" w (233 lbs.)
 42" w (258 lbs.)

All drawers support up to .017 pounds per cubic inch of volume assuming the interior height is no more than 12" high.



Knoll Panel Height Matrix Alignment to Knoll Calibre Lateral Files

Reff Panel		34	42			49							64		
File Height	26.843		38.843	44.843			50.843	53.843	55.343		58.343		62.843	64.343	
Dividends Panel			42				50			57				64	
File Height	26.843		38.843	44.843			50.843	53.843	55.343		58.343		62.843	64.343	
Currents Panel			39			48								3 64	
File Height	26.843		38.843	44.843			50.843	53.843	55.343		58.343		62.843	64.343	

Note: Knoll Systems are listed with the Calibre file heights that best match their overall panel heights. Both the files and panels are listed with glides fully retracted. Calibre files provide $\frac{3}{4}$ " vertical glide adjustment. Plan for the optimization of filing and storage rather than the visual alignment of the drawers between storage solutions. Calibre files are built on a 1.5" planning module with a 12" high drawer head that is actually 11.900" tall. Pedestals have 12" high drawer heads that are 11.733" tall. Therefore, pedestals drawers will not align with file drawers when combined within a workstation. If a lateral file look next to a pedestal is desired, then specify a doublewide pedestal in place of the lateral file, below the worksurface. Doublewide pedestals share the same 11.733" tall drawer height of the pedestal.

Understanding Pattern Numbers for Calibre Lateral Files

The first eight characters of the alpha/numeric pattern numbers for Calibre or S2 files, refers to the type of front, the height and width of the case and whether it is non-lock or locking.

Example First 8 Characters: C2F5536CDDDDD

C = Calibre front

2 = Generation code

F = File

55 = Nominal height of the case

36 = Width

C = Locking

The remaining characters address the height of the component from the top to the bottom of the file.

Example Last Characters: C2F5536CDDDDD

D = 10.5" Drawer

D = 10.5" Drawer

D = 10.5" Drawer

D = 10.5" Drawer

D = 10.5" Drawer

A character is required at the end of pattern number to designate the finish code. In some instances there may be a need for additional characters or character substitutions to add options to the product. An example of this is the specification of reference/posting shelves. Pre-configured files come standard with a tie bar/lateral spanner that is denoted with a product pattern code of "K" within the parent pattern number. If a reference/posting shelf is required, you must replace the "K" code with a "J" code within the parent product pattern number and add a list price up-charge.

General Product Description

- A.** Files shall be of contemporary styling, with a steel top, side panels, back panel, full bottom, rollout drawers and shelves mounted on ball bearing suspensions, receding doors, fixed shelves, interlocking drawers and individual locking drawers. Available with or without locks. Individual locking drawers are also available with or without security separators.
- B.** Lateral File sizes that must be available:
Depth: 18" (Must accommodate letter or legal width files)
Widths: 30", 36" and 42"
Nominal Drawer Head Heights: 3", 6", 7.5", 9", 10.5", 12", 13.5" and 15"
Nominal reference shelf: 1.5"
Overall height of cases with glides fully retracted: 27", 34.5", 39", 45", 51", 54", 55.5", 58.5", 63" and 64.5"
- C.** Hybrids sizes that must be available:
Depth: 18"
Width: 30" and 36"
Drawer head heights: 3", 6", 7.5", 9", 10.5", 12", 13.5" and 15"
Overall height of cases with glides fully retracted 55.5", 63" and 64.5"
- D.** Cabinets sizes that must be available
Depth 18"
Widths: 30" and 36"
Overall height of cases with glides fully retracted 27", 34.5", 39", 51", 55.5", 63" and 64.5"
- E.** Add-on Modules
Depth 18"
Widths: 30", 36", 42"
Overall height of cases: 14⁷/₈", 16³/₈", 28³/₈", 31³/₈"

Case

- A.** The wrapper, comprising the side panels and back panel, shall be 22-gauge steel with formed 20 gauge steel vertical channels to support the mounting of drawer slides and shelves. Vertical channels shall be welded to the base assembly. In addition the vertical channels shall be glued and welded to the wrapper.
- B.** Back panel shall be constructed from 22-gauge steel with a formed vertical channel of 20 gauge steel. The vertical channel

shall be welded to the base pan and back, along with the use of an adhesive. In addition to increasing the overall structural integrity of the case, the vertical channel reinforcement shall also support the installation of divider septum's.

- C.** Top pan shall be of 20-gauge steel with a formed channel spanning the width of the case. Top shall support the case lock housing. Top shall be mechanically attached to allow for removal and replacement in the field. The top pan shall be supported by side-to-side cross-rails that are welded to the side vertical channels.
- D.** Steel Bottom pan shall be 20-gauge steel with formed channels spanning the depth and width of the case. Side-to-side and front to back channels are installed and welded to the pan for increased rigidity. The base shall be welded to the vertical channels and bottom flanges of the wrapper assembly. Base shall support four-recessed, extendable glides.

Drawers

- A.** 10" and taller drawers shall be able to accommodate letter and legal Pendaflex file folders.
- B.** All 6", 7.5", 10.5" and 12" drawer bodies shall be of 2-piece construction consisting of minimum 20-gauge drawer bottom and 22-gauge vertical wrapper. All other drawer bodies shall be constructed of 20-gauge steel with welded construction.
- C.** Load capacity for 3"-15" drawers shall be at least 0.017 pounds per cubic inch of usable space.
- D.** Drawers shall be supported with full extension, ball-bearing slides with a minimum of 150 pound capacity (15" x 42" drawers)
- E.** Metal drawer fronts shall be constructed of 20-gauge steel available in two styles. Standard Calibre style fronts shall be inset and flush with case. Series 2 style fronts are available for select configurations featuring an overlay front design. All metal drawer fronts shall have full width integral drawer pull.
- F.** Optional laminate drawer fronts are available for select sizes and configurations in a range of

finishes. Laminate drawer fronts feature an overlay design with 10" applied finger pull.

Receding Doors

- A.** 13.5" and 15" receding doors shall be available with either fixed or pullout shelves. Fixed shelves shall support standard 8¹/₂" X 11" binders. 15" fixed shelves shall support EDP filing.
- B.** Receding doors shall use a hinge along with a ball-bearing glide suspension. Hinges shall provide clearance for standard size binders when used with a 13.5" or 15" receding door fixed shelf configuration.
- C.** Door front shall have a full width integral drawer pull.

Suspensions (Drawer Slides)

Suspension must be tested and listed to be acceptable.
Suspension shall support heavy duty and high-usage application.

- A.** Drawers and pullout shelves shall operate on full extension metal ball-bearing suspensions. Each slide shall have 44, 1/4" ball bearings.
- B.** Ball-bearing suspensions shall be used for reference/ posting shelves, receding doors and file drawers.
- C.** All drawers and shelves must be removable without removing or dismantling the suspension or interlock mechanism.
- D.** Suspension shall provide an interlock system for drawers and pullout shelves (excluding reference shelves).

Locks

- A.** Available in locking or non-locking units.
- B.** Locks shall have a removable lock core.
- C.** Locks may be keyed alike.
- D.** Locks will be master keyed.
- E.** Individual locking drawers shall be supported.

Paint Finish

Finish coat to be baked enamel or electrostatic applied epoxy powder coat with a range of colors with gloss level not to exceed .50. Color selection shall include custom match paints.

Labels

Each file is to have a "Caution Label" attached to the top compartment and visible to the user when the compartments are accessed. Label shall contain safety precautions including leveling, loading and weight distribution.

Accessories

Each file drawer with the exception of the 3", 6", 7.5" and 9" drawers shall come with file bars that support legal and letter filing. Optional label holders shall be available. All receding doors with fixed shelf shall be shipped with D-ring dividers and attachment back.

Trim

Pulls shall be full width and integral to the drawer head.

Levelers

Levelers shall be zinc-planted steel treaded rods with nylon pads for 3/4" overall adjustment (base of file is 1 1/2" tall).

Lateral File Sample Bid Technical Specifications

Calibre Lateral File with Series 2 Steel Fronts

Calibre

General Product Description

- A.** Files shall be of contemporary styling, with a steel top, side panels, back panel, full bottom, rollout drawers and shelves mounted on ball bearing suspensions, interlocking drawers. Available with or without locks.
- B.** Lateral File sizes that must be available:
Depth: 18" (must accommodate letter or legal width files)
Widths: 30", 36" and 42"
Drawer Head Heights: 12"
- C.** Overall height of cases with glides fully retracted: 27", 39" and 51"

Case

Inner frame: 20-gauge steel
Wrapper: 22-gauge steel
Case top: 20-gauge steel
Case base: 20-gauge steel

Levelers

Levelers shall be zinc-plated steel threaded rods with nylon pads for $\frac{3}{4}$ " overall adjustment (Base of file is 1 $\frac{1}{2}$ " tall)

Drawer

Drawer body: Steel construction, 20-gauge bottom with 22-gauge vertical wrapper
Drawer front: 20-gauge steel with integral, full width pull

Shelf

$\frac{3}{4}$ " adjustable shelf: 20-gauge steel
Cabinet height adjustment: increments of 2.5"

Lock Assembly

- A.** Lock and interlocking system components are integral to the steel, triple extension ball bearing drawer slides
- B.** Master keys available
- C.** Field-removable lock cores
- D.** Lock cores housings are cast metal with a black anodized finish

Drawer Suspensions

Drawer suspensions shall be triple extension, telescoping suspension fitted with steel ball bearings and retainers. Slides contain an integral, cable actuated interlocking systems

Paint Finish

Paint finish shall be electrostatic applied powder-coat epoxy
Application thickness: 1.5-2.0 mm
Gloss range: non-metallic: 30-40
Gloss range: metallic: 40-50
Paint grades: P1, P2 and P3

Dimensions

Depth: 18 $\frac{7}{8}$ " for lateral files.
Available widths: 30", 36" and 42" for lateral files
Available heights: 27", 39", 51" lateral files

Actual Case Heights:

27"	26 $\frac{27}{32}$ "
39"	38 $\frac{27}{32}$ "
51"	50 $\frac{27}{32}$ "

Lateral File Sample Bid Technical Specifications

Calibre Lateral Files, Hybrids and Cabinets

Calibre

Component	Description	Component	Description
Case	Inner frame: 20-gauge steel Wrapper: 22-gauge steel Case top: 20-gauge steel Case base: 20-gauge steel	Critical Dimensions	External Depth: 18" for Calibre laterals, cabinets, hybrids and add-on units External Depth: 15" for bookcases (Note the base height of Bookcases is 2 1/16" compared to 1 1/2" high for Calibre files) Available widths: 30", 36" and 42" for lateral files and add-on units Available widths: 30" and 36" for cabinets, hybrids and bookcases Available heights: 27", 34.5", 39", 45", 51", 54", 55.5", 58.5", 63" and 64.5" for lateral files (Nominal) Available heights: 55.5", 63" and 64.5" for hybrids (Nominal). Available heights: 27", 34.5", 39", 51", 55.5", 63" and 64.5" cabinets (Nominal). Bookcases 27.25", 29.875", 39", 43.5", 57.125", 63.375", 70.75", and 84.5" respectively. Available heights: 13.5", 15", 27" and 30" for add-on's units (Heights listed in price list are nominal, the actual heights of add-on modules are 14 7/8", 16 3/8", 28 3/8" and 31 3/8" respectively). Actual Calibre Case Heights: (Standard 1.5" high base) 27" 26 27/32" 34.5" 34 11/32" 39" 38 27/32" 45" 44 27/32" 51" 50 27/32" 54" 53 27/32" 55.5" 55 11/32" 58.5" 58 11/32" 63" 62 27/32" 64.5" 64 11/32"
Drawer	Drawer body: Minimum 20-gauge bottom; 22-gauge sides Drawer front: 20-gauge steel with integral full width pull		
Shelf	Fixed shelf 1/2": 18-gauge steel (Only used with 13.5" receding door) Shelf adjustable 3/4": 20-gauge steel Cabinet Height adjustment: increments of 2.5"		
Levelers	Zinc-plated steel threaded rods with nylon pads for 3/4" overall adjustment. (Base of file is 1 1/2" tall)		
Lock Assembly	Lock and interlocking system components are integral to the steel, triple extension ball bearing drawer slides Master keys available Field-removable lock cores Lock core housings are cast metal with a black anodized finish		
Drawer and Roll-out Suspensions	Triple extension, telescoping suspension fitted with steel ball bearings and retainers. Slides contain an integral, cable actuated interlocking system		
Receding Door Suspensions	Ball bearing suspension slides		
Reference/Posting Shelf	Ball bearing suspension slides		
Paint Finish	Electrostatic applied powder-coat epoxy Application thickness: 1.5-2.0 mm Gloss range: non-metallic: 30-40 Gloss range: metallic: 40-50 Paint grades: P1, P2 and P3 Custom color match for non-metallic, non-custom paints provided at a P2 list price. All white and metallic paints will be processed as a P3 paint grade.		

The Product

This section of the Calibre Collection Price List will give you all the information you will need to specify Calibre Files and Storage products.

To meet different aesthetic requirements, Calibre Files and Storage can be specified with the standard Calibre front, or with an optional front designed to match Series 2 products.

The Numbers

The options available in specifying Calibre products are clear, and the ordering process simplified, through the numbering system.

This alphanumeric system is modular, like the files themselves. Each digit stands for a single product variable.

The first three digits specify the case front, generation and product type. The last digits specify the height, width, lock option and module configuration – beginning at the top of the cabinet and descending to the bottom.

Color

All inside and outside case surfaces are painted in the same specified paint color.

Interior components and accessories are painted in black. Mechanical parts are zinc plated or painted in a color integral to manufacturing.

Please refer to the Calibre Colors card for Standard Front and Case finishes. Color codes are not included in the product order number, and must be specified separately to complete your Calibre order. **In addition to the color card, always evaluate an actual paint sample prior to specification.**

Locks

Most Calibre product may be ordered with or without locks. Product ordered without locks include a black Knoll-logo insert in the same position. Insert may be removed to retrofit a lock later.

Statement of line

Calibre fronts are available on case heights of 27", 39", 45", 51", 54", 55.5", 58.5", 63" and 64.5" with inset fronts in heights of 1.5", 3", 6", 7.5", 9", 10.5", 12", 13.5" and 15".

Series 2 fronts are available on 27", 39" and 51" cases with 12" overlay fronts.

The Product

The Calibre pedestal is a storage solution that incorporates the award winning softly radiused pull of the Calibre file with the state-of-the-art technology of a seamless wrapper. The Calibre pedestal is at home in any office environment.

The Calibre pedestal consists of a strong single piece shell that houses several different configurations. Floorstanding and mobile pedestals are available in any of the Calibre finish colors.

The Numbers

The specifying process for the Calibre pedestal is clear and simplified through the number system.

The alphanumeric pattern number is 7 digits long with each digit standing for a product variable.

The first digit stands for pedestal case height:

3 = Standard case height

The second digit stands for the style of pedestal:

B = Floorstanding

C = Mobile

The third and fourth digits stand for depth:

18 = 18" deep

24 = 24" deep

30 = 30" deep

The fifth digit stands for the lock choice:

C = Knoll lock

E = No lock

The sixth and seventh digits stand for the drawer configuration:

01 = box/file

(6/12)

05 = box/box/file

(6/6/12)

07 = file/file

(12/12)

Example: **3B18C05**

Calibre, floorstanding, 18" deep, Knoll lock, box/box/file (6/6/12).

Locks

Follow KnollKey Lock Program listed on page 100.

Knoll Color Program

Core Paint Finishes

Specify Core finishes for all new customers

P1 Paint Finishes

111	Jet Black
112	Brown
113	Dark Grey
114	Folkstone Grey
115	Medium Grey
116	SandStone
117	Soft Grey
118	Bright White

P1 Textured Paint Finishes

111T	Textured Jet Black
112T	Textured Brown
113T	Textured Dark Grey
114T	Textured Folkstone Grey
115T	Textured Medium Grey
116T	Textured SandStone
117T	Textured Soft Grey
118T	Textured Bright White

P2 Paint Finishes

611	Beige Mist Metallic
612	Medium Metallic Grey

P2 Textured Paint Finishes

611T	Textured Beige Mist Metallic
612T	Textured Medium Metallic Grey

P3 Paint Finishes

613	Silver
-----	--------

Pull Finishes for Laminate Front Files

111	Jet Black
112	Brown
113	Dark Grey
114	Folkstone Grey
115	Medium Grey
116	Sandstone
117	Soft Grey
118	Bright White
611	Beige Mist Metallic
612	Medium Metallic Grey
613	Silver
AA	Anodized Aluminum
AN	Anodized Nickel

Paint Samples

4" x 6" (CALSAMP) or 8" x 8" (CALSAMPLG) metal samples may be ordered in any core paint finish to aid in color selection. Samples are available as a single plate or as a pack of 10 (same color only).

Pattern #	List
CALSAMP	26.
CALSAMP10	198.

Note: For laminate front storage, specifiers must select a paint finish for the case as well as choosing a laminate selection for the front.

Custom File Colors Policy

For all colors outside the standard palettes for Calibre storage as defined within this price list, Knoll will custom match your specification. Please submit the request using Knoll's Custom Finish Planner available on Dealer Portal.

Custom colors will be processed at a P2 list price for finishes that are not metallic, clear or white. Metallic, clear and white finishes will be processed at a P3 list price.

Extended lead times may apply to custom paint match selections.

Laminate finishes for Laminate Front Files and File Worksurface Tops

Laminate Front Files: matching edge band unless noted otherwise

File Worksurface Tops: select edge band finish

**denotes melamine finish*

Worksurfaces manufactured in Melamine are available in High Pressure Laminate at a 10% upcharge.

Other products are also available in High Pressure Laminate and would need to be quoted separately.

+ finishes available for Dividends Horizon style file tops only

L1 - Solid Colors

114*	Folkstone Grey
117*	Soft Grey
118*	Bright White
119*	Pumice

L2 - Solid Colors

111*	Jet Black
115*	Medium Grey
128*	Fog

L2 - Patterned

121	Micro Grey
	<i>114 edge band</i>
122	Brushed Sand
	<i>119 edge band</i>
123	Brushed Grey
	<i>128 edge band</i>
129	Micro Sand
	<i>119 edge band</i>

L2 -Wood Grain

124*	Medium Cherry
125*	Natural Maple
126*	Natural Cherry
127*	Walnut
139*	Light Ash
140*	Warm Ash
141*	Whitened Ash
142*	Grey Ash
143*	Classic Oak
144*	Graphite Pear
145	Zebra
147 *	Silverwood +
148 *	Smokewood +
149 *	Barnwood +

File Top and Worksurface Edge Bands

111	Jet Black
113	Dark Grey
114	Folkstone Grey
115	Medium Grey
117	Soft Grey
118	Bright White
119	Pumice
124	Medium Cherry
125	Natural Maple
126	Natural Cherry
127	Walnut
128	Fog
139	Light Ash
140	Warm Ash
141	Whitened Ash
142	Grey Ash
143	Classic Oak
144	Graphite Pear
145	Zebra

Wood Finishes

New codes begin with a three digit numeric sequence, followed by a letter suffix. Each letter suffix (A-F) represents a different combination of pore fill options and gloss levels.

Code	V1 TECHWOOD
638	Blond Maple
628	Dark Mahogany
639	Light Cherry
641	Black Oak
506	Maple
509	Cherry
512	Medium Walnut
513	Medium Teak
514	Espresso
637	Natural
644	Light Walnut
645	Dove Grey

	Gloss Level	Fill Level
A	Low Gloss	Closed Pore
B	Medium Gloss	Closed Pore
C	High Gloss	Closed Pore
D	Low Gloss	Open Pore
E	Medium Gloss	Open Pore
F	High Gloss	Open Pore

*Note:

For more detailed information on Veneer finishes, please refer to the Wood Finish Matrix on the Knoll.com

Knoll Legacy Finish Selections

File Top and Worksurface

Laminate and Edge Colors

Specify Legacy Finishes to match existing product only. Legacy finishes are not available for new customers

Dividends Laminate Options

MP70	Light Oak
M95	Grey Granite
M96	Rose Granite
MP58	Deep Mahogany
M80	Taupe
M89	Slate
M5	Dark Neutral
MR6	Winter Gray Matrix
PA	Pearwood
SD	Sand
CM	Clear Maple
WM	Warm Cherry
B	Snow
ES7	White Essence

Legacy Finishes

Calibre and S2 Front File and Cabinet Colors

P1 Paint Finishes

A381	Bone
11	Classic White
D	Dark Neutral
Y1	Pewter
R	Taupe
WLWB	Willow Grey

P2 Paint Finishes

V	Dark Metallic Grey
2	Flint Metallic
U	Light Metallic Grey
W	Light Metallic Tan
H	Metallic Beige

P3 Paint Finishes

B	White
---	-------

Knoll Color Program

Core Paint Finishes

Specify Core finishes for all new customers

P1 Paint Finishes

111	Jet Black (was 27 Matte Black)
112	Brown
113	Dark Grey (was Y3)
114	Folkstone Grey
115	Medium Grey (was Y2)
116	SandStone
117	Soft Grey (was E)
118	Bright White

P1 Textured Paint Finishes

111T	Textured Jet Black
112T	Textured Brown
113T	Textured Dark Grey
114T	Textured Folkstone Grey
115T	Textured Medium Grey
116T	Textured SandStone
117T	Textured Soft Grey
118T	Textured Bright White

P2 Paint Finishes

611	Beige Mist Metallic
612	Medium Metallic Grey (was J)

P2 Textured Paint Finishes

611T	Textured Beige Mist Metallic
612T	Textured Medium Metallic Grey

P3 Paint Finishes

613	Silver (was 3)
-----	----------------

Legacy Paint Finishes

Specify Legacy Finishes to match existing product only. Legacy finishes are not available for new customers

P1 Paint Finishes

A381	Bone
11	Classic White
D	Dark Neutral
Y1	Pewter
R	Taupe
WLWB	Willow Grey

P2 Paint Finishes

V	Dark Metallic Grey
2	Flint Metallic
U	Light Metallic Grey
W	Light Metallic Tan
H	Metallic Beige

P3 Paint Finishes

B	White
---	-------

Color

All inside and outside pedestal case surfaces are painted in the same specified paint color.

Interior components and accessories are painted in Black. Mechanical parts are zinc plated or painted in a color integral to manufacturing.

Please refer to the Calibre finish card for case and front finishes. Color codes are not included in the product order number and must be specified separately to complete your Calibre pedestal order.

Custom Colors Policy

Paint

Custom paint colors may be applied to Calibre Pedestals on a select basis.

For colors outside the standard palette for Calibre, Knoll will custom match to your specification according to the following requirements.

The request for a custom paint color must be accompanied by a purchase order for the product to be ordered and by a master color-match sample of paint applied to metal, having dimensions of at least 3" x 5".

Knoll will evaluate the sample to determine application feasibility. Upon approval for application, Knoll will forward a two factory samples with an assigned Knoll color name and code for customer approval. One of the approved samples must be signed and returned to Knoll before an order may be placed.

Upon receiving customer approval, Knoll will enter the order.

Calibre pedestals incur a P2 list price for custom non-metallic finishes or a P3 list price for custom metallic, clear and white finishes.

**Approved textiles for Calibre
 Mobile Pedestal Cushion**

Aegean
 Alignment
 All Star
 Alter Ego
 Arber
 Arrondissement
 Atelier
 Atlas
 Aurora
 Axiom ^(fr)
 Backdrop
 Baxter
 Beacon
 Belize
 Biota [♣]
 Biscayne
 Bocce [♣]
 Boundary [♣]
 Brigadoon [♣] ^(fr)
 Cairo
 Cameo
 Cato
 Catwalk
 Century
 Chain Link
 Chance
 Charm
 Chiseled
 Circa
 Classic Boucle [♣]
 Cleo
 Close Knit
 Color Field
 Commuter Cloth [♣]
 Comaro
 Contour
 Coterie
 Crossroad
 Cuddle Stripe
 Currents
 Day Tripper
 Delite
 Demure
 Diva
 Djenne
 Doily
 Double Agent ^(fr)
 Dune

Durand
 Dynamic
 Earthwork [♣]
 Eclat Weave
 Element
 Entourage [♣]
 Essence
 Facet
 Ferry
 Fibra
 Firefly
 Foil Rap
 Forza ^(fr)
 Galla II [♣]
 Gibson
 Glider
 Grande [♣]
 Grandview
 Greenwich
 Groovy
 Haze
 Heavy Metal
 Helios
 Hologram
 Hourglass
 Hudson
 In Stitches
 Island
 Journey [♣]
 Jubilee
 Juno
 Kabuki
 Kampala
 Katazome
 Kaya CR
 Keaton
 Kimono
 Kingston
 Knoll Felt [♣]
 Knoll Hopsack [♣]
 Lagos
 Liberty
 Limani
 Little Devil
 Ludlow
 Magnolia
 Melange
 Melody ^(fr)
 Menagerie
 Meroe
 Midpoint

Milestone
 Mod Plaid
 Modern Tweed
 Monarch [♣]
 Nature Walk
 Night Life
 North Island
 Obi
 Oh La La
 Origins
 Overture [♣]
 Palisade
 Panache CR
 Paradigm
 Plaidtastic
 Prairie
 Prep [♣]
 Prestini
 Puff
 Prince Hairly
 Pullman
 Quark
 Radiance
 Reflect
 Rivington
 Roam
 Rush Hour
 Sahara
 Seurat
 Sherman
 Shima
 Sideline
 Soiree [♣]
 Soliloquy
 Sonnet [♣]
 Soon
 Spencer
 Spree [♣]
 Stacks
 Stepping Stones
 Stretch Appeal
 Striae Stripe
 Stripemania
 Summit
 Sutton [♣]
 Swank
 Synth [♣]
 Tabloid [♣]
 Tight Rope ^(fr)
 Tilden ^(fr)
 Tinge ^(fr)

Totem
 Tower Grid
 Trophy
 Ultrasuede [♣]
 Uni-Form
 Utmost
 Utrillo
 Venue
 Versa [♣]
 Versatility
 Vert
 Vibe II ^(fr)
 Westwood
 Whip
 Wild Thing
 Wit
 Woodland
 World Piece
 Yeni

Pedestal cushions are upholstered (from the front to the back of the pedestal) with the fabric direction matching the textile sample.

**Approved Spinneybeck Leathers for
 Calibre Mobile Pedestal Cushions**

Alaska
 Amazon
 Andes
 Arizona
 Cervo
 Copenhagen
 Cordovan
 Derby
 Distressed
 Ducale
 Ducale Velours
 España
 Maremma
 Marissa
 Prima
 Riva
 Sabrina
 Saddle
 Salon
 Velluto Pelle
 Volo

^C = approved for use on credenza cushion
^(fr) Fire Retardants Chemicals

^P = approved for use on mobile pedestal cushion

[♣] = CAL 133 Pre-approved

Calibre Front Lateral Files - Preconfigured

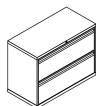
Calibre Front Lateral Files

27" High Calibre Front Lateral Files

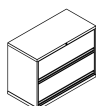
Calibre

Calibre File Collection

description	w	h	pattern no.	P1	P2	P3
27" high lateral file,	30"	27"	C2F2730ECC	\$1,282.	\$1,414.	\$1,486.
2-12" drawers	36"	27"	C2F2736ECC	1,446.	1,592.	1,674.
with hanging rails	42"	27"	C2F2742ECC	1,573.	1,737.	1,817.



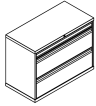
27" high lateral file,	30"	27"	C2F2730EZZ	1,474.	1,626.	1,708.
2-12" drawers receding doors	36"	27"	C2F2736EZZ	1,638.	1,804.	1,904.
with pullout shelves	42"	27"	C2F2742EZZ	1,764.	1,951.	2,042.



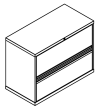
Order Code	Specification Information	Application Notes	Critical Dimensions
27" High Calibre Front Lateral Files	P1= painted finishes	Multiple freestanding files or cabinets (not attached to walls or worksurfaces) should be ganged for security. Single freestanding files (two and three high) should be weighted with a counterweight (see Accessories, page 65).	Actual Outside Case Height 26 ^{27/32} " Actual Inside Case Height 24"
<i>Example:</i> C2F2730CCC-115	P2= painted finishes		Calibre files are 18" deep.
C Calibre Front	P3= painted finishes		Note: Drawer configurations read from top to bottom of the case. Drawers with hanging rails include front to back and side to side hanging rails. Refer to front planning pages for additional information.
2 Generation Code	Customer's own non-metallic paint finishes available at P2 pricing. This excludes metallic paints and white paints. (see custom color policy page 12)	Rails are provided for filing side-to-side and front-to-back and are adjustable for letter, A4, foolscap, JIS, legal, or EDP paper sizes.	Label holders are not included with files. Please see Accessories page 65.
F File	For Lock option substitute the "E" in the pattern number with a "C". Add \$36 list for lock.	See KnollKey lock program on page 100 for keying information.	Calibre files without locks include a black Knoll-logo insert in the same position. Insert may be removed to retrofit a lock later.
27 27" High			
30 30" Wide			
E E = No Lock C = Lock (at \$36 upcharge)			
C 12" Drawer with Hanging Rails		Dividers and attachment backs included with L, M and N openings (Receding Door with Fixed Shelf). D-Ring dividers and attachment back are not compatible with rollout drawers.	
C 12" Drawer with Hanging Rails			
115 Medium Grey (P1 paint pricing)			

*Calibre Front Lateral Files**27" High Calibre Front Lateral Files*

description	w	h	pattern no.	P1	P2	P3
27" high lateral file,	30"	27"	C2F2730EIDD	\$1,641.	\$1,806.	\$1,895.
1-3", 2-10.5" drawers	36"	27"	C2F2736EIDD	1,821.	2,006.	2,101.
with hanging rails	42"	27"	C2F2742EIDD	1,950.	2,156.	2,266.



27" high lateral file,	30"	27"	C2F2730EMD	1,473.	1,626.	1,717.
1-13.5" receding door and	36"	27"	C2F2736EMD	1,554.	1,719.	1,804.
fixed shelf, 1-10.5" drawer	42"	27"	C2F2742EMD	1,637.	1,807.	1,907.
with hanging rails						



Order Code	Specification Information	Application Notes	Critical Dimensions
27" High Calibre Front Lateral Files	P1= painted finishes	Multiple freestanding files or cabinets (not attached to walls or worksurfaces) should be ganged for security. Single freestanding files (two and three high) should be weighted with a counterweight (see Accessories, page 65).	Actual Outside Case Height 26 ^{27/32} " Actual Inside Case Height 24"
<i>Example:</i> C2F2730CCC-115	P2= painted finishes		Calibre files are 18" deep.
C Calibre Front	P3= painted finishes		Note: Drawer configurations read from top to bottom of the case. Drawers with hanging rails include front to back and side to side hanging rails. Refer to front planning pages for additional information.
2 Generation Code	Customer's own non-metallic paint finishes available at P2 pricing. This excludes metallic paints and white paints. (see custom color policy page 12)	Rails are provided for filing side-to-side and front-to-back and are adjustable for letter, A4, foolscap, JIS, legal, or EDP paper sizes.	Label holders are not included with files. Please see Accessories page 65.
F File	For Lock option substitute the "E" in the pattern number with a " C ". Add \$36 list for lock.	See KnollKey lock program on page 100 for keying information.	Calibre files without locks include a black Knoll-logo insert in the same position. Insert may be removed to retrofit a lock later.
27 27" High			
30 30" Wide			
E E = No Lock C = Lock (at \$36 upcharge)			
C 12" Drawer with Hanging Rails		Dividers and attachment backs included with L, M and N openings (Receding Door with Fixed Shelf). D-Ring dividers and attachment back are not compatible with rollout drawers.	
C 12" Drawer with Hanging Rails			
115 Medium Grey (P1 paint pricing)			

Calibre Front Lateral Files - Preconfigured

Calibre Front Lateral Files

27" High Calibre Front Lateral Files

Calibre

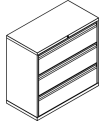
Calibre File Collection

description	w	h	pattern no.	P1	P2	P3
27" high lateral file, 2- 6" drawers, 1-12" drawer with hanging rails	30"	27"	C2F2730EHHC	\$1,697.	\$1,867.	\$1,964.
	36"	27"	C2F2736EHHC	1,899.	2,091.	2,194.
	42"	27"	C2F2742EHHC	2,080.	2,305.	2,418.
27" high lateral file, 1-13.5" drawers with hanging rails, 1-10.5" drawer with hanging rails	30"	27"	C2F2730EBD	1,517.	1,669.	1,756.
	36"	27"	C2F2736EBD	1,702.	1,878.	1,963.
	42"	27"	C2F2742EBD	1,852.	2,046.	2,150.
27" high lateral file, 2-3" drawers 1-6" and 1-12" drawer with hanging rails	30"	27"	C2F2730EIIHC	1,985.	2,182.	2,289.
	42"	27"	C2F2736EIIHC	2,171.	2,389.	2,502.
	42"	27"	C2F2742EIIHC	2,328.	2,574.	2,707.

Order Code	Specification Information	Application Notes	Critical Dimensions
27" High Calibre Front Lateral Files	P1= painted finishes	Multiple freestanding files or cabinets (not attached to walls or worksurfaces) should be ganged for security. Single freestanding files (two and three high) should be weighted with a counterweight (see Accessories, page 65).	Actual Outside Case Height 26 ^{27/32"} Actual Inside Case Height 24" Calibre files are 18" deep.
<i>Example:</i> C2F2730CCC-115	P2= painted finishes		
C Calibre Front	P3= painted finishes		
2 Generation Code	Customer's own non-metallic paint finishes available at P2 pricing. This excludes metallic paints and white paints. (see custom color policy page 12)	Rails are provided for filing side-to-side and front-to-back and are adjustable for letter, A4, foolscap, JIS, legal, or EDP paper sizes.	Note: Drawer configurations read from top to bottom of the case. Drawers with hanging rails include front to back and side to side hanging rails. Refer to front planning pages for additional information.
F File			
27 27" High			
30 30" Wide	For Lock option substitute the "E" in the pattern number with a "C". Add \$36 list for lock.	See KnollKey lock program on page 100 for keying information.	Label holders are not included with files. Please see Accessories page 65.
E E = No Lock C = Lock (at \$36 upcharge)			
C 12" Drawer with Hanging Rails			
C 12" Drawer with Hanging Rails	Dividers and attachment backs included with L, M and N openings (Receding Door with Fixed Shelf). D-Ring dividers and attachment back are not compatible with rollout drawers.	Dividers and attachment backs included with L, M and N openings (Receding Door with Fixed Shelf). D-Ring dividers and attachment back are not compatible with rollout drawers.	Calibre files without locks include a black Knoll-logo insert in the same position. Insert may be removed to retrofit a lock later.
115 Medium Grey (P1 paint pricing)			

*Calibre Front Lateral Files**34.5" High Calibre Front Lateral Files*

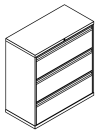
description	w	h	lock	pattern no.	P1	P2	P3
34.5" high lateral file, 3-10.5" drawers with hanging rails	30"	34.5"		C2F3430EDDD	\$1,756.	\$1,930.	\$2,025.
	36"	34.5"		C2F3436EDDD	1,956.	2,150.	2,259.
	42"	34.5"		C2F3442EDDD	2,131.	2,342.	2,460.



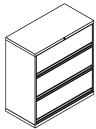
Order Code	Specification Information	Application Notes	Critical Dimensions
34.5" High Calibre Front Lateral Files	P1= painted finishes	Multiple freestanding files or cabinets (not attached to walls or worksurfaces) should be ganged for security. Single freestanding files (two and three high) should be weighted with a counterweight (see Accessories, page 65).	Actual Outside Case Height 34 ¹¹ / ₃₂ " Actual Inside Case Height 31 ¹ / ₂ "
Example: C2F3430CDDD-115	P2= painted finishes		
C Calibre Front	P3= painted finishes	Rails are provided for filing side-to-side and front-to-back and are adjustable for letter, A4, foolscap, JIS, legal, or EDP paper sizes.	Calibre files are 18" deep.
2 Generation Code	Customer's own non-metallic paint finishes available at P2 pricing. This excludes metallic paints and white paints. (see custom color policy page 12)		
F File	For Lock option substitute the "E" in the pattern number with a " C ". Add \$36 list for lock.	See KnollKey lock program on page 100 for keying information.	Note: Drawer configurations read from top to bottom of the case. Drawers with hanging rails include front to back and side to side hanging rails. Refer to front planning pages for additional information.
34 34.5" High			
30 30" Wide		Dividers and attachment backs included with L, M and N openings (Receding Door with Fixed Shelf). D-Ring dividers and attachment back are not compatible with rollout drawers.	Label holders are not included with files. Please see Accessories page 65.
E E = No Lock C = Lock (at \$36 upcharge)			
D 10.5" Drawer with Hanging Rails			Calibre files without locks include a black Knoll-logo insert in the same position. Insert may be removed to retrofit a lock later.
D 10.5" Drawer with Hanging Rails			
D 10.5" Drawer with Hanging Rails			
115 Medium Grey (P1 paint pricing)			

*Calibre Front Lateral Files**39" High Calibre Front Lateral Files*

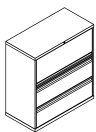
description	w	h	pattern no.	P1	P2	P3
39"h lateral file, 3-12" drawers with hanging rails	30"	39"	C2F3930ECCC	\$1,769.	\$1,950.	\$2,046.
	36"	39"	C2F3936ECCC	1,965.	2,169.	2,285.
	42"	39"	C2F3942ECCC	2,151.	2,374.	2,481.



39"h lateral file, 3-12" receding doors with pullout shelves	30"	39"	C2F3930EZZZ	2,054.	2,268.	2,381.
	36"	39"	C2F3936EZZZ	2,265.	2,492.	2,622.
	42"	39"	C2F3942EZZZ	2,442.	2,692.	2,817.



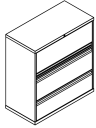
39"h lateral file, 1-15" receding door with fixed shelf, 2-10.5" drawers with hanging rails	30"	39"	C2F3930ELDD	1,867.	2,069.	2,173.
	36"	39"	C2F3936ELDD	2,084.	2,299.	2,417.
	42"	39"	C2F3942ELDD	2,453.	2,706.	2,844.



Order Code	Specification Information	Application Notes	Critical Dimensions
39" High Calibre Front Lateral Files	P1= painted finishes P2= painted finishes P3= painted finishes	Multiple freestanding files or cabinets (not attached to walls or worksurfaces) should be ganged for security. Single freestanding files (two and three-high) should be weighted with a counterweight (see Accessories, page 65).	Actual Outside Case Height 38 ^{27/32} " Actual Inside Case Height 36"
Example: C2F3930CCCC-115	Customer's own non-metallic paint finishes available at P2 pricing. This excludes metallic paints and white paints (see color policy page 12)	Rails are provided for filing side-to-side and front-to-back and are adjustable for letter, A4, foolscap, JIS, legal, or EDP paper sizes.	Calibre files are 18" deep.
C Calibre Front	For Lock option substitute the "E" in the pattern number with a " C ". Add \$36 list for lock.	See KnollKey lock program on page 100 for keying information.	Note: Drawer configurations read from top to bottom of the case. Drawers with hanging rails include front to back and side to side hanging rails. Refer to front planning pages for additional information.
2 Generation Code		Dividers and attachment backs included with L, M and N openings (Receding Door with Fixed Shelf). D-Ring dividers and attachment back are not compatible with rollout drawers.	Label holders are not included with files. Please see Accessories page 65.
F File			Calibre files without locks include a black Knoll-logo insert in the same position. Insert may be removed to retrofit a lock later.
39 39" High			
30 30" Wide			
E E = No Lock C = Lock (at \$36 upcharge)			
C 12" Drawer with Hanging Rails			
C 12" Drawer with Hanging Rails			
C 12" Drawer with Hanging Rails			
115 Medium Grey (P1 paint pricing.)			

*Calibre Front Lateral Files**39" High Calibre Front Lateral Files*

description	w	h	pattern no.	P1	P2	P3
39" h lateral file,	30"	39"	C2F3930EMCD	\$1,867.	\$2,069.	\$2,173.
1-13.5" receding door	36"	39"	C2F3936EMCD	2,084.	2,299.	2,417.
with fixed shelf,	42"	39"	C2F3942EMCD	2,374.	2,618.	2,751.
1-12" drawer with						
hanging rails, 1-10.5"						
drawer with hanging rails						



39" h lateral file, 2- 6" drawers,	30"	39"	C2F3930EHHCC	2,187.	2,404.	2,530.
2-12" drawer with hanging rails	36"	39"	C2F3936EHHCC	2,421.	2,674.	2,803.
	42"	39"	C2F3942EHHCC	2,656.	2,948.	3,085.

39" h lateral file, 1-13.5" Receding door	30"	39"	C2F3930EMDC	1,981.	2,183.	2,291.
with Fixed shelf, 1-10.5" and 1-12" drawer	36"	39"	C2F3936EMDC	2,160.	2,381.	2,503.
with hanging rails	42"	39"	C2F3942EMDC	2,341.	2,594.	2,710.

39" high lateral file, 4- 6" drawers,	30"	39"	C2F3930EHHHHC	2,560.	2,812.	2,960.
1-12" drawer with hanging rails	36"	39"	C2F3936EHHHHC	2,826.	3,118.	3,270.
	42"	39"	C2F3942EHHHHC	3,121.	3,466.	3,627.

Order Code	Specification Information	Application Notes	Critical Dimensions
39" High Calibre Front Lateral Files	P1= painted finishes	Multiple freestanding files or cabinets (not attached to walls or worksurfaces) should be ganged for security. Single freestanding files (two and three-high) should be weighted with a counterweight (see Accessories, page 65).	Actual Outside Case Height 38 ^{27/32"} Actual Inside Case Height 36"
Example: C2F3930CCCC-115	P2= painted finishes		Calibre files are 18" deep.
C Calibre Front	P3= painted finishes	Rails are provided for filing side-to-side and front-to-back and are adjustable for letter, A4, foolscap, JIS, legal, or EDP paper sizes.	Note: Drawer configurations read from top to bottom of the case. Drawers with hanging rails include front to back and side to side hanging rails. Refer to front planning pages for additional information.
2 Generation Code	Customer's own non-metallic paint finishes available at P2 pricing. This excludes metallic paints and white paints (see color policy page 12)	See KnollKey lock program on page 100 for keying information.	Label holders are not included with files. Please see Accessories page 65.
F File	For Lock option substitute the "E" in the pattern number with a " C ". Add \$36 list for lock.	Dividers and attachment backs included with L, M and N openings (Receding Door with Fixed Shelf). D-Ring dividers and attachment back are not compatible with rollout drawers.	Calibre files without locks include a black Knoll-logo insert in the same position. Insert may be removed to retrofit a lock later.
39 39" High			
30 30" Wide			
E E = No Lock C = Lock (at \$36 upcharge)			
C 12" Drawer with Hanging Rails			
C 12" Drawer with Hanging Rails			
C 12" Drawer with Hanging Rails			
115 Medium Grey (P1 paint pricing.)			

Calibre Front Lateral Files - Preconfigured

Calibre Front Lateral Files

39" High Calibre Front Lateral Files

Calibre

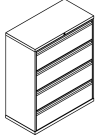
Calibre File Collection

description	w	h	pattern no.	P1	P2	P3
39"h lateral file, 2-13.5" Receding door with Fixed shelf, 1-9" Drawer	30"	39"	C2F3930EMMF	\$2,242.	\$2,475.	\$2,593.
	36"	39"	C2F3936EMMF	2,398.	2,635.	2,778.
	42"	39"	C2F3942EMMF	2,585.	2,859.	2,982.

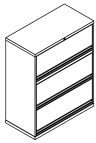
Order Code	Specification Information	Application Notes	Critical Dimensions
39" High Calibre Front Lateral Files	P1= painted finishes P2= painted finishes P3= painted finishes	Multiple freestanding files or cabinets (not attached to walls or worksurfaces) should be ganged for security. Single freestanding files (two and three-high) should be weighted with a counterweight (see Accessories, page 65).	Actual Outside Case Height 38 ^{27/32"} Actual Inside Case Height 36"
Example: C2F3930CCCC-115			Calibre files are 18" deep.
C Calibre Front	Customer's own non-metallic paint finishes available at P2 pricing. This excludes metallic paints and white paints (see color policy page 12)	Rails are provided for filing side-to-side and front-to-back and are adjustable for letter, A4, foolscap, JIS, legal, or EDP paper sizes.	Note: Drawer configurations read from top to bottom of the case. Drawers with hanging rails include front to back and side to side hanging rails. Refer to front planning pages for additional information.
2 Generation Code			
F File			
39 39" High	For Lock option substitute the "E" in the pattern number with a " C ". Add \$36 list for lock.	See KnollKey lock program on page 100 for keying information.	Label holders are not included with files. Please see Accessories page 65.
30 30" Wide			
E E = No Lock C = Lock (at \$36 upcharge)			
C 12" Drawer with Hanging Rails	Dividers and attachment backs included with L, M and N openings (Receding Door with Fixed Shelf). D-Ring dividers and attachment back are not compatible with rollout drawers.		Calibre files without locks include a black Knoll-logo insert in the same position. Insert may be removed to retrofit a lock later.
C 12" Drawer with Hanging Rails			
C 12" Drawer with Hanging Rails			
115 Medium Grey (P1 paint pricing.)			

*Calibre Front Lateral Files**45" High Calibre Front Lateral Files*

description	w	h	pattern no.	P1	P2	P3
45" high lateral file, 4-10.5" drawers with hanging rails	30"	45"	C2F4530EDDDD	\$2,227.	\$2,445.	\$2,577.
	36"	45"	C2F4536EDDDD	2,499.	2,766.	2,889.
	42"	45"	C2F4542EDDDD	2,640.	2,922.	3,065.



45" high lateral file, 1-13.5" receding door with fixed shelf, 1-1.5" tie bar, 2-13.5" receding doors with fixed shelves	30"	45"	C2F4530EMKMM	2,201.	2,429.	2,554.
	36"	45"	C2F4536EMKMM	2,326.	2,570.	2,705.
	42"	45"	C2F4542EMKMM	2,692.	2,973.	3,120.



Order Code	Specification Information	Application Notes	Critical Dimensions
45" High Calibre Front Lateral Files	P1= painted finishes P2= painted finishes P3= painted finishes	Multiple freestanding files or cabinets (not attached to walls or worksurfaces) should be ganged for security. Single freestanding files (two and three-high) should be weighted with a counterweight (see Accessories page 65).	Actual Outside Case Height 44 ^{27/32} " Actual Inside Case Height 42" Calibre files are 18" deep.
Example: C2F4530CDDDD-115			Note: Drawer configurations read from top to bottom of the case. Drawers with hanging rails include front to back and side to side hanging rails. Refer to front planning pages for additional information.
C Calibre Front	Customer's own non-metallic paint finishes available at P2 pricing. This excludes metallic paints and white paints. (see color policy page 12).	Rails are provided for filing side-to-side and front-to-back and are adjustable for letter, A4, foolscap, JIS, legal, or EDP paper sizes.	Label holders are not included with files. Please see Accessories page 65.
2 Generation Code			
F File			
45 45" High	For reference shelf option substitute the "K" in the pattern number with a "J". Add \$178 list for reference shelf.	See KnollKey lock program on page 100 for keying information.	Calibre files without locks include a black Knoll-logo insert in the same position. Insert may be removed to retrofit a lock later.
30 30" Wide			
E E = No Lock C = Lock (at \$36 upcharge)	For Lock option substitute the "E" in the pattern number with a "C". Add \$36 list for lock.	Dividers and attachment backs included with L, M and N openings (Receding Door with Fixed Shelf). D-Ring dividers and attachment back are not compatible with rollout drawers.	
D 10.5" Drawer with Hanging Rails			
D 10.5" Drawer with Hanging Rails			
D 10.5" Drawer with Hanging Rails			
115 Medium Grey (P1 paint pricing)			

Calibre Front Lateral Files - Preconfigured

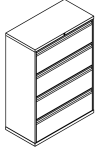
Calibre Front Lateral Files

51" High Calibre Front Lateral Files

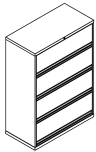
Calibre

Calibre File Collection

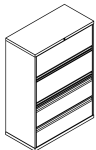
description	w	h	pattern no.	P1	P2	P3
51" high lateral file, 4-12" drawers with hanging rails	30"	51"	C2F5130ECCCC	\$2,235.	\$2,456.	\$2,588.
	36"	51"	C2F5136ECCCC	2,526.	2,790.	2,920.
	42"	51"	C2F5142ECCCC	2,733.	3,021.	3,166.



51" high lateral file, 4-12" receding doors with rollout shelves	30"	51"	C2F5130EZZZZ	2,662.	2,929.	3,083.
	36"	51"	C2F5136EZZZZ	2,955.	3,251.	3,421.
	42"	51"	C2F5142EZZZZ	3,239.	3,573.	3,750.



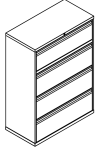
51" high lateral file, 2-13.5" receding doors with fixed shelf, 2-10.5" drawers with hanging rails	30"	51"	C2F5130EMMDD	2,262.	2,497.	2,628.
	36"	51"	C2F5136EMMDD	2,723.	3,003.	3,157.
	42"	51"	C2F5142EMMDD	3,149.	3,469.	3,645.



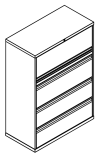
Order Code	Specification Information	Application Notes	Critical Dimensions
51" High Calibre Front Lateral Files	P1= painted finishes P2= painted finishes P3 = painted finishes	Multiple freestanding files or cabinets (not attached to walls or worksurfaces) should be ganged for security. Single freestanding files (two and three high) should be weighted with a counterweight (see Accessories, page 65)	Actual Outside Case Height 50 ^{27/32} " Actual Inside Case Height 48"
Example: C2F5130CCCC-115	Customer's own non-metallic paint finishes available at P2 pricing. This excludes metallic paints and white paints. (see custom color policy page 12)	Rails are provided for filing side-to-side and front-to-back and are adjustable for letter, A4, foolscap, JIS, legal, or EDP paper sizes.	Calibre files are 18" deep.
C Calibre Front	For reference shelf option substitute the "K" in the pattern number with a "J". Add \$178 list for reference shelf.	See KnollKey lock program on page 100 for keying information.	Note: Drawer configurations read from top to bottom of the case. Drawers with hanging rails include front to back and side to side hanging rails. Refer to front planning pages for additional information.
2 Generation Code	For Lock option substitute the "E" in the pattern number with a "C". Add \$36 list for lock.	Dividers and attachment backs included with L, M and N openings (Receding Door with Fixed Shelf). D-Ring dividers and attachment back are not compatible with rollout drawers.	Label holders are not included with files. Please see Accessories page 65.
F File			Calibre files without locks include a black Knoll-logo insert in the same position. Insert may be removed to retrofit a lock later.
51 51" High			
30 30" Wide			
E E = No Lock C = Lock (at \$36 upcharge)			
C 12" Drawer with Hanging Rails			
C 12" Drawer with Hanging Rails			
C 12" Drawer with Hanging Rails			
115 Medium Grey (P1 paint pricing.)			

*Calibre Front Lateral Files**51" High Calibre Front Lateral Files*

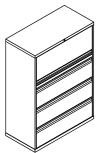
description	w	h	pattern no.	P1	P2	P3
51" high lateral file, 1-10.5" drawer, 1-1.5" tie bar, 3-12" drawers with hanging rails	30"	51"	C2F5130EDKCCC	\$2,332.	\$2,572.	\$2,708.
	36"	51"	C2F5136EDKCCC	2,663.	2,945.	3,080.
	42"	51"	C2F5142EDKCCC	2,870.	3,175.	3,326.



51" high lateral file, 1-13.5" receding door with fixed shelf, 1-1.5" tie bar, 1-12" drawer, 2-10.5" drawers with hanging rails	30"	51"	C2F5130EMKCDD	2,334.	2,573.	2,712.
	36"	51"	C2F5136EMKCDD	2,787.	3,074.	3,232.
	42"	51"	C2F5142EMKCDD	3,019.	3,339.	3,493.



51" high lateral file, 1-15" receding door with fixed shelf, 1-1.5" tie bar, 3-10.5" drawers with hanging rails	30"	51"	C2F5130ELKDDD	2,334.	2,573.	2,712.
	36"	51"	C2F5136ELKDDD	2,787.	3,074.	3,232.
	42"	51"	C2F5142ELKDDD	3,019.	3,339.	3,493.



Order Code	Specification Information	Application Notes	Critical Dimensions
51" High Calibre Front Lateral Files	P1= painted finishes P2= painted finishes P3 = painted finishes	Multiple freestanding files or cabinets (not attached to walls or worksurfaces) should be ganged for security. Single freestanding files (two and three high) should be weighted with a counterweight (see Accessories, page 65)	Actual Outside Case Height 50 ^{27/32} " Actual Inside Case Height 48"
Example: C2F5130CCCC-115	Customer's own non-metallic paint finishes available at P2 pricing. This excludes metallic paints and white paints. (see custom color policy page 12)	Rails are provided for filing side-to-side and front-to-back and are adjustable for letter, A4, foolscap, JIS, legal, or EDP paper sizes.	Calibre files are 18" deep.
C Calibre Front	For reference shelf option substitute the "K" in the pattern number with a "J". Add \$178 list for reference shelf.	See KnollKey lock program on page 100 for keying information.	Note: Drawer configurations read from top to bottom of the case. Drawers with hanging rails include front to back and side to side hanging rails. Refer to front planning pages for additional information.
2 Generation Code	For Lock option substitute the "E" in the pattern number with a " C ". Add \$36 list for lock.	Dividers and attachment backs included with L, M and N openings (Receding Door with Fixed Shelf). D-Ring dividers and attachment back are not compatible with rollout drawers.	Label holders are not included with files. Please see Accessories page 65.
F File			Calibre files without locks include a black Knoll-logo insert in the same position. Insert may be removed to retrofit a lock later.
51 51" High			
30 30" Wide			
E E = No Lock C = Lock (at \$36 upcharge)			
C 12" Drawer with Hanging Rails			
C 12" Drawer with Hanging Rails			
C 12" Drawer with Hanging Rails			
115 Medium Grey (P1 paint pricing.)			

Calibre Front Lateral Files - Preconfigured

Calibre Front Lateral Files

51" High Calibre Front Lateral Files

Calibre

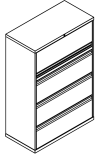
Calibre File Collection

description	w	h	pattern no.	P1	P2	P3
51" high lateral file, 2- 6" drawers,	30"	51"	C2F5130EHHCCC	\$2,608.	\$2,863.	\$3,019.
3-12" drawer with hanging rails	36"	51"	C2F5136EHHCCC	2,931.	3,234.	3,388.
	42"	51"	C2F5142EHHCCC	3,197.	3,539.	3,708.

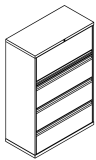
Order Code	Specification Information	Application Notes	Critical Dimensions
51" High Calibre Front Lateral Files	P1= painted finishes P2= painted finishes P3 = painted finishes	Multiple freestanding files or cabinets (not attached to walls or worksurfaces) should be ganged for security. Single freestanding files (two and three high) should be weighted with a counterweight (see Accessories, page 65)	Actual Outside Case Height 50 ^{27/32"} Actual Inside Case Height 48"
Example: C2F5130CCCC-115			Calibre files are 18" deep.
C Calibre Front	Customer's own non-metallic paint finishes available at P2 pricing. This excludes metallic paints and white paints. (see custom color policy page 12)	Rails are provided for filing side-to-side and front-to-back and are adjustable for letter, A4, foolscap, JIS, legal, or EDP paper sizes.	Note: Drawer configurations read from top to bottom of the case. Drawers with hanging rails include front to back and side to side hanging rails. Refer to front planning pages for additional information.
2 Generation Code	For reference shelf option substitute the "K" in the pattern number with a "J". Add \$178 list for reference shelf.	See KnollKey lock program on page 100 for keying information.	Label holders are not included with files. Please see Accessories page 65.
F File	For Lock option substitute the "E" in the pattern number with a " C ". Add \$36 list for lock.	Dividers and attachment backs included with L, M and N openings (Receding Door with Fixed Shelf). D-Ring dividers and attachment back are not compatible with rollout drawers.	Calibre files without locks include a black Knoll-logo insert in the same position. Insert may be removed to retrofit a lock later.
51 51" High			
30 30" Wide			
E E = No Lock C = Lock (at \$36 upcharge)			
C 12" Drawer with Hanging Rails			
C 12" Drawer with Hanging Rails			
C 12" Drawer with Hanging Rails			
115 Medium Grey (P1 paint pricing.)			

*Calibre Front Lateral Files**54" High Calibre Front Lateral Files*

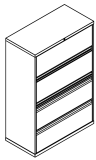
description	w	h	pattern no.	P1	P2	P3
54" high lateral file, 1-13.5" receding door with fixed shelf, 1-1.5" tie bar, 3-12" drawers with hanging rails	30"	54"	C2F5430EMKCCC	\$2,366.	\$2,607.	\$2,739.
	36"	54"	C2F5436EMKCCC	2,792.	3,083.	3,239.
	42"	54"	C2F5442EMKCCC	3,029.	3,362.	3,513.



54" high lateral file, 1-15" receding door with fixed shelf, 3-12" drawers with hanging rails	30"	54"	C2F5430ELCCC	2,287.	2,522.	2,653.
	36"	54"	C2F5436ELCCC	2,693.	2,966.	3,117.
	42"	54"	C2F5442ELCCC	2,892.	3,207.	3,354.



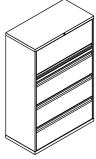
54" high lateral file, 2-13.5" receding doors with fixed shelves, 2-12" drawers with hanging rails	30"	54"	C2F5430EMMCC	2,602.	2,869.	3,020.
	36"	54"	C2F5436EMMCC	2,771.	3,054.	3,212.
	42"	54"	C2F5442EMMCC	3,042.	3,371.	3,521.



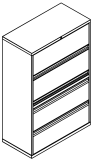
Order Code	Specification Information	Application Notes	Critical Dimensions
54" High Calibre Front Lateral Files	P1= painted finishes P2= painted finishes P3 = painted finishes	Multiple freestanding files or cabinets (not attached to walls or worksurfaces) should be ganged for security. Single freestanding files (two and three high) should be weighted with a counterweight (see Accessories, page 65)	Actual Outside Case Height 53 ^{27/32"} Actual Inside Case Height 51"
Example: C2F54130CMMCC-115			Calibre files are 18" deep.
C Calibre Front	Customer's own non-metallic paint finishes available at P2 pricing. This excludes metallic paints and white paints. (see custom color policy page 12)	Rails are provided for filing side-to-side and front-to-back and are adjustable for letter, A4, foolscap, JIS, legal, or EDP paper sizes.	Note: Drawer configurations read from top to bottom of the case. Drawers with hanging rails include front to back and side to side hanging rails. Refer to front planning pages for additional information.
2 Generation Code	For reference shelf option substitute the "K" in the pattern number with a "J". Add \$178 list for reference shelf.	See KnollKey lock program on page 100 for keying information.	Label holders are not included with files. Please see Accessories page 65.
F File	For Lock option substitute the "E" in the pattern number with a "C". Add \$36 list for lock.	Dividers and attachment backs included with L, M and N openings (Receding Door with Fixed Shelf). D-Ring dividers and attachment back are not compatible with rollout drawers.	Calibre files without locks include a black Knoll-logo insert in the same position. Insert may be removed to retrofit a lock later.
54 54" High			
30 30" Wide			
E E = No Lock C = Lock (at \$36 upcharge)			
M 13.5" Receding Door with Fixed Shelf			
K K = 1.5" Tie bar J = 1.5" Posting Shelf (at \$178 upcharge)			
C 12" Drawer with Hanging Rails			
C 12" Drawer with Hanging Rails			
115 Medium Grey (P1 paint pricing.)			

*Calibre Front Lateral Files**55.5" High Calibre Front Lateral Files*

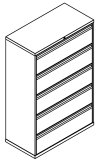
description	w	h	pattern no.	P1	P2	P3
55.5" high lateral file, 1-15" receding door with fixed shelves, 1-1.5" tie bar, 3-12" drawers with hanging rails	30"	55.5"	C2F5530ELKCCC	\$2,380.	\$2,628.	\$2,757.
	36"	55.5"	C2F5536ELKCCC	2,803.	3,092.	3,248.
	42"	55.5"	C2F5542ELKCCC	3,047.	3,372.	3,529.



55.5" high lateral file, 2-13.5" receding doors with fixed shelf, 1-1.5" tie bar, 2-12" drawers with hanging rails	30"	55.5"	C2F5530EMMKCC	2,381.	2,629.	2,767.
	36"	55.5"	C2F5536EMMKCC	2,817.	3,103.	3,265.
	42"	55.5"	C2F5542EMMKCC	3,196.	3,536.	3,696.



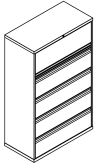
55.5" high lateral file, 5-10.5" drawers with hanging rails	30"	55.5"	C2F5530EDDDDD	2,557.	2,828.	2,968.
	36"	55.5"	C2F5536EDDDDD	2,879.	3,178.	3,335.
	42"	55.5"	C2F5542EDDDDD	3,138.	3,473.	3,611.



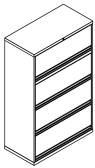
Order Code	Specification Information	Application Notes	Critical Dimensions
55.5" High Calibre Front Lateral Files	P1= painted finishes	Multiple freestanding files or cabinets (not attached to walls or worksurfaces) should be ganged for security. Single freestanding files (two and three high) should be weighted with a counterweight (see Accessories, page 65)	Actual Outside Case Height 55 ¹¹ / ₃₂ " Actual Inside Case Height 52 ¹ / ₂ "
Example: C2F5530CDDDD-115	P2= painted finishes		Calibre files are 18" deep.
C Calibre Front	P3 = painted finishes		Note: Drawer configurations read from top to bottom of the case. Drawers with hanging rails include front to back and side to side hanging rails. Refer to front planning pages for additional information.
2 Generation Code	Customer's own non-metallic paint finishes available at P2 pricing. This excludes metallic paints and white paints. (see custom color policy page 12)	Rails are provided for filing side-to-side and front-to-back and are adjustable for letter, A4, foolscap, JIS, legal, or EDP paper sizes.	Label holders are not included with files. Please see Accessories page 65.
F File	For reference shelf option substitute the "K" in the pattern number with a "J". Add \$178 list for reference shelf.	See KnollKey lock program on page 100 for keying information.	Calibre files without locks include a black Knoll-logo insert in the same position. Insert may be removed to retrofit a lock later.
55 55.5" High	For Lock option substitute the "E" in the pattern number with a "C". Add \$36 list for lock.	Dividers and attachment backs included with L, M and N openings (Receding Door with Fixed Shelf). D-Ring dividers and attachment back are not compatible with rollout drawers.	
30 30" Wide			
E E = No Lock C = Lock (at \$36 upcharge)			
D 10.5" Drawer with Hanging Rails			
D 10.5" Drawer with Hanging Rails			
D 10.5" Drawer with Hanging Rails			
D 10.5" Drawer with Hanging Rails			
D 10.5" Drawer with Hanging Rails			
115 Medium Grey (P1 paint pricing.)			

*Calibre Front Lateral Files**58.5" High Calibre Front Lateral Files*

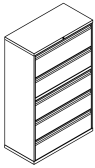
description	w	h	pattern no.	P1	P2	P3
58.5" high lateral file, 1-13.5" receding door with fixed shelf, 4-10.5" drawers with hanging rails	30"	58.5"	C2F5830EMDDDD	\$2,696.	\$2,974.	\$3,128.
	36"	58.5"	C2F5836EMDDDD	3,087.	3,402.	3,570.
	42"	58.5"	C2F5842EMDDDD	3,312.	3,660.	3,835.



58.5" high lateral file, 1-13.5" receding door with fixed shelf, 1-1.5" tie bar, 3-13.5" receding doors with fixed shelf	30"	58.5"	C2F5830EMKMMM	2,415.	2,667.	2,804.
	36"	58.5"	C2F5836EMKMMM	2,866.	3,161.	3,324.
	42"	58.5"	C2F5842EMKMMM	3,335.	3,678.	3,874.



58.5" high lateral file, 1-12" drawer with hanging rails, 1-10.5" drawer, 1-1.5" tie bar, 3-10.5" drawers with hanging rails	30"	58.5"	C2F5830ECDKDDD	2,736.	3,022.	3,179.
	36"	58.5"	C2F5836ECDKDDD	3,063.	3,381.	3,557.
	42"	58.5"	C2F5842ECDKDDD	3,300.	3,650.	3,827.



Order Code	Specification Information	Application Notes	Critical Dimensions
58.5" High Calibre Front Lateral Files	P1= painted finishes	Multiple freestanding files or cabinets (not attached to walls or worksurfaces) should be ganged for security. Single freestanding files (two and three-high) should be weighted with a counterweight (see Accessories page 65).	Actual Outside Case Height 58 ^{11/32"} Actual Inside Case Height 55 ^{1/2"} Calibre files are 18" deep.
Example: C2F5830CAAKCC-115	P2= painted finishes		
C Calibre Front	P3= painted finishes		
2 Generation Code	Customer's own non-metallic paint finishes available at P2 pricing. This excludes metallic paints and white paints. (see color policy page 12).	Rails are provided for filing side-to-side and front-to-back and are adjustable for letter, A4, foolscap, JIS, legal, or EDP paper sizes.	Note: Drawer configurations read from top to bottom of the case. Drawers with hanging rails include front to back and side to side hanging rails. Refer to front planning pages for additional information.
F File			
58 58.5" High			
30 30" Wide	For reference shelf option substitute the "K" in the pattern number with a "J". Add \$178 list for reference shelf.	See KnollKey lock program on page 100 for keying information.	Label holders are not included with files. Please see Accessories page 65.
E E = No Lock C = Lock (at \$36 upcharge)			
A 10.5" Drawer with Hanging Rails			
A 10.5" Drawer with Hanging Rails	For Lock option substitute the "E" in the pattern number with a "C". Add \$36 list for lock.	Dividers and attachment backs included with L, M and N openings (Receding Door with Fixed Shelf). D-Ring dividers and attachment back are not compatible with rollout drawers.	Calibre files without locks include a black Knoll-logo insert in the same position. Insert may be removed to retrofit a lock later.
K 1.5" Tie bar			
C 12" Drawer with Hanging Rails			
C 12" Drawer with Hanging Rails			
115 Medium Grey (P1 paint pricing)			

Calibre Front Lateral Files - Preconfigured

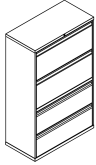
Calibre Front Lateral Files

58.5" High Calibre Front Lateral Files

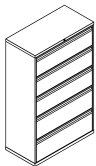
Calibre

Calibre File Collection

description	w	h	pattern no.	P1	P2	P3
58.5" high lateral file, 2-15" drawers with hanging rails, 1-1.5" tie bar, 2-12" drawers with hanging rails	30"	58.5"	C2F5830EAAKCC	\$2,657.	\$2,928.	\$3,083.
	36"	58.5"	C2F5836EAAKCC	2,916.	3,212.	3,379.
	42"	58.5"	C2F5842EAAKCC	3,139.	3,467.	3,641.



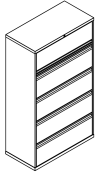
58.5" high lateral file, 3-10.5" drawers with hanging rails, 2-12" drawers with hanging rails	30"	58.5"	C2F5830EDDDCC	2,591.	2,859.	3,003.
	36"	58.5"	C2F5836EDDDCC	2,914.	3,209.	3,373.
	42"	58.5"	C2F5842EDDDCC	3,163.	3,496.	3,668.



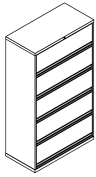
Order Code	Specification Information	Application Notes	Critical Dimensions
58.5" High Calibre Front Lateral Files	P1= painted finishes P2= painted finishes P3= painted finishes	Multiple freestanding files or cabinets (not attached to walls or worksurfaces) should be ganged for security. Single freestanding files (two and three-high) should be weighted with a counterweight (see Accessories page 65).	Actual Outside Case Height 58 ^{11/32"} Actual Inside Case Height 55 ^{1/2"} Calibre files are 18" deep.
Example: C2F5830CAAKCC-115	Customer's own non-metallic paint finishes available at P2 pricing. This excludes metallic paints and white paints. (see color policy page 12).	Rails are provided for filing side-to-side and front-to-back and are adjustable for letter, A4, foolscap, JIS, legal, or EDP paper sizes.	Note: Drawer configurations read from top to bottom of the case. Drawers with hanging rails include front to back and side to side hanging rails. Refer to front planning pages for additional information.
C Calibre Front	For reference shelf option substitute the "K" in the pattern number with a "J". Add \$178 list for reference shelf.	See KnollKey lock program on page 100 for keying information.	Label holders are not included with files. Please see Accessories page 65.
2 Generation Code	For Lock option substitute the "E" in the pattern number with a "C". Add \$36 list for lock.	Dividers and attachment backs included with L, M and N openings (Receding Door with Fixed Shelf). D-Ring dividers and attachment back are not compatible with rollout drawers.	Calibre files without locks include a black Knoll-logo insert in the same position. Insert may be removed to retrofit a lock later.
F File			
58 58.5" High			
30 30" Wide			
E E = No Lock C = Lock (at \$36 upcharge)			
A 10.5" Drawer with Hanging Rails			
A 10.5" Drawer with Hanging Rails			
K 1.5" Tie bar			
C 12" Drawer with Hanging Rails			
C 12" Drawer with Hanging Rails			
115 Medium Grey (P1 paint pricing)			

*Calibre Front Lateral Files**63" High Calibre Front Lateral Files*

description	w	h	pattern no.	P1	P2	P3
63" high lateral file, 1-12" receding door with pullout shelf, 4-12" drawers with hanging rails	30"	63"	C2F6330EZCCCC	\$2,726.	\$3,006.	\$3,157.
	36"	63"	C2F6336EZCCCC	3,054.	3,364.	3,534.
	42"	63"	C2F6342EZCCCC	3,337.	3,686.	3,872.



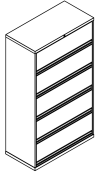
63" high lateral file, 5-12" receding doors with fixed shelves	30"	63"	C2F6330ENNNNN	2,712.	2,989.	3,145.
	36"	63"	C2F6336ENNNNN	3,156.	3,473.	3,653.
	42"	63"	C2F6342ENNNNN	3,644.	4,016.	4,229.



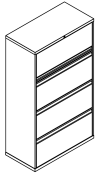
Order Code	Specification Information	Application Notes	Critical Dimensions
63" High Calibre Front Lateral Files	P1= painted finishes	Multiple freestanding files or cabinets (not attached to walls or worksurfaces) should be ganged for security. Single freestanding files (two and three-high) should be weighted with a counterweight (see Accessories page 65).	Actual Outside Case Height 62 ^{27/32"} Actual Inside Case Height 60" Calibre files are 18" deep.
Example: C2F6330CMMKDDD-115	P2= painted finishes		
C Calibre Front	P3= painted finishes	Rails are provided for filing side-to-side and front-to-back and are adjustable for letter, A4, foolscap, JIS, legal, or EDP paper sizes.	Note: Drawer configurations read from top to bottom of the case. Drawers with hanging rails include front to back and side to side hanging rails. Refer to front planning pages for additional information.
2 Generation Code	Customer's own non-metallic paint finishes available at P2 pricing. This excludes metallic paints and white paints. (see color policy page 12).		
F File	For reference shelf option substitute the "K" in the pattern number with a "J". Add \$178 list for reference shelf.	See KnollKey lock program on page 100 for keying information.	Label holders are not included with files. Please see Accessories page 65.
63 63" High	For Lock option substitute the "E" in the pattern number with a "C". Add \$36 list for lock.		
30 30" Wide		Dividers and attachment backs included with L, M and N openings (Receding Door with Fixed Shelf). D-Ring dividers and attachment back are not compatible with rollout drawers.	Calibre files without locks include a black Knoll-logo insert in the same position. Insert may be removed to retrofit a lock later.
E E = No Lock C = Lock (at \$36 upcharge)			
M 13.5" Receding Door with Fixed Shelf			
M 13.5" Receding Door with Fixed Shelf			
K 1.5" Tie bar			
D 10.5" Drawer with Hanging Rails			
D 10.5" Drawer with Hanging Rails			
D 10.5" Drawer with Hanging Rails			
115 Medium Grey (P1 paint pricing)			

*Calibre Front Lateral Files**63" High Calibre Front Lateral Files*

description	w	h	pattern no.	P1	P2	P3
63" high lateral file, 5-12" receding doors with rollout shelves	30"	63"	C2F6330EZZZZZ	\$3,111.	\$3,431.	\$3,603.
	36"	63"	C2F6336EZZZZZ	3,451.	3,791.	3,989.
	42"	63"	C2F6342EZZZZZ	3,801.	4,198.	4,396.



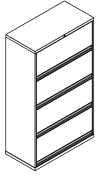
63" high lateral file, 1-15" receding door with fixed shelf, 3-15" drawers with hanging rails	30"	63"	C2F6330ELAAA	2,598.	2,865.	3,012.
	36"	63"	C2F6336ELAAA	2,981.	3,285.	3,457.
	42"	63"	C2F6342ELAAA	3,482.	3,842.	4,043.



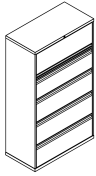
Order Code	Specification Information	Application Notes	Critical Dimensions
63" High Calibre Front Lateral Files	P1= painted finishes	Multiple freestanding files or cabinets (not attached to walls or worksurfaces) should be ganged for security. Single freestanding files (two and three-high) should be weighted with a counterweight (see Accessories page 65).	Actual Outside Case Height 62 ^{27/32"} Actual Inside Case Height 60" Calibre files are 18" deep.
Example: C2F6330CMMKDDD-115	P2= painted finishes		
C Calibre Front	P3= painted finishes	Customer's own non-metallic paint finishes available at P2 pricing. This excludes metallic paints and white paints. (see color policy page 12).	Note: Drawer configurations read from top to bottom of the case. Drawers with hanging rails include front to back and side to side hanging rails. Refer to front planning pages for additional information.
2 Generation Code	For reference shelf option substitute the "K" in the pattern number with a "J". Add \$178 list for reference shelf.		
F File	For Lock option substitute the "E" in the pattern number with a "C". Add \$36 list for lock.	Rails are provided for filing side-to-side and front-to-back and are adjustable for letter, A4, foolscap, JIS, legal, or EDP paper sizes.	Label holders are not included with files. Please see Accessories page 65.
63 63" High		See KnollKey lock program on page 100 for keying information.	Calibre files without locks include a black Knoll-logo insert in the same position. Insert may be removed to retrofit a lock later.
30 30" Wide		Dividers and attachment backs included with L, M and N openings (Receding Door with Fixed Shelf). D-Ring dividers and attachment back are not compatible with rollout drawers.	
E E = No Lock C = Lock (at \$36 upcharge)			
M 13.5" Receding Door with Fixed Shelf			
M 13.5" Receding Door with Fixed Shelf			
K 1.5" Tie bar			
D 10.5" Drawer with Hanging Rails			
D 10.5" Drawer with Hanging Rails			
D 10.5" Drawer with Hanging Rails			
115 Medium Grey (P1 paint pricing)			

*Calibre Front Lateral Files**63" High Calibre Front Lateral Files*

description	w	h	pattern no.	P1	P2	P3
63" high lateral file, 4-15" receding doors with fixed shelf	30"	63"	C2F6330ELLLL	\$2,529.	\$2,787.	\$2,928.
	36"	63"	C2F6336ELLLL	2,949.	3,252.	3,419.
	42"	63"	C2F6342ELLLL	3,390.	3,742.	3,902.



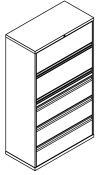
63" high lateral file, 1-13.5" receding door with fixed shelf, 1-10.5" drawer, 3-12" drawers with hanging rails	30"	63"	C2F6330EMDCCC	2,822.	3,112.	3,271.
	36"	63"	C2F6336EMDCCC	3,131.	3,452.	3,621.
	42"	63"	C2F6342EMDCCC	3,320.	3,670.	3,840.



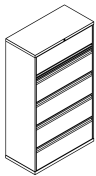
Order Code	Specification Information	Application Notes	Critical Dimensions
63" High Calibre Front Lateral Files	P1= painted finishes	Multiple freestanding files or cabinets (not attached to walls or worksurfaces) should be ganged for security. Single freestanding files (two and three-high) should be weighted with a counterweight (see Accessories page 65).	Actual Outside Case Height 62 ^{27/32"} Actual Inside Case Height 60" Calibre files are 18" deep.
Example: C2F6330CMMKDDD-115	P2= painted finishes		
C Calibre Front	P3= painted finishes	Customer's own non-metallic paint finishes available at P2 pricing. This excludes metallic paints and white paints. (see color policy page 12).	Note: Drawer configurations read from top to bottom of the case. Drawers with hanging rails include front to back and side to side hanging rails. Refer to front planning pages for additional information.
2 Generation Code			
F File		For reference shelf option substitute the "K" in the pattern number with a "J". Add \$178 list for reference shelf.	Label holders are not included with files. Please see Accessories page 65.
63 63" High			
30 30" Wide		For Lock option substitute the "E" in the pattern number with a "C". Add \$36 list for lock.	Calibre files without locks include a black Knoll-logo insert in the same position. Insert may be removed to retrofit a lock later.
E E = No Lock C = Lock (at \$36 upcharge)			
M 13.5" Receding Door with Fixed Shelf		Rails are provided for filing side-to-side and front-to-back and are adjustable for letter, A4, foolscap, JIS, legal, or EDP paper sizes.	See KnollKey lock program on page 100 for keying information.
M 13.5" Receding Door with Fixed Shelf			
K 1.5" Tie bar		Dividers and attachment backs included with L, M and N openings (Receding Door with Fixed Shelf). D-Ring dividers and attachment back are not compatible with rollout drawers.	
D 10.5" Drawer with Hanging Rails			
D 10.5" Drawer with Hanging Rails			
D 10.5" Drawer with Hanging Rails			
115 Medium Grey (P1 paint pricing)			

*Calibre Front Lateral Files**63" High Calibre Front Lateral Files*

description	w	h	pattern no.	P1	P2	P3
63" high lateral file, 2-13.5" receding doors with fixed shelves, 1-1.5" tie bar, 3-10.5" drawers with hanging rails	30"	63"	C2F6330EMMKDDD	\$2,789.	\$3,077.	\$3,236.
	36"	63"	C2F6336EMMKDDD	3,258.	3,592.	3,781.
	42"	63"	C2F6342EMMKDDD	3,606.	3,988.	4,166.



63" high lateral file, 1-12" receding door with fixed shelf, 4-12" drawers with hanging rails	30"	63"	C2F6330ENCCCC	2,720.	2,995.	3,150.
	36"	63"	C2F6336ENCCCC	3,047.	3,370.	3,528.
	42"	63"	C2F6342ENCCCC	3,265.	3,608.	3,784.



63" high lateral file, 5-12" drawers, with hanging rails	30"	63"	C2F6330ECCCC	2,655.	2,923.	3,076.
	36"	63"	C2F6336ECCCC	2,986.	3,300.	3,454.
	42"	63"	C2F6342ECCCC	3,170.	3,506.	3,673.

Order Code	Specification Information	Application Notes	Critical Dimensions
63" High Calibre Front Lateral Files	P1= painted finishes	Multiple freestanding files or cabinets (not attached to walls or worksurfaces) should be ganged for security. Single freestanding files (two and three-high) should be weighted with a counterweight (see Accessories page 65).	Actual Outside Case Height 62 ^{27/32"} Actual Inside Case Height 60" Calibre files are 18" deep.
Example: C2F6330CMMKDDD-115	P2= painted finishes		
C Calibre Front	P3= painted finishes		
2 Generation Code	Customer's own non-metallic paint finishes available at P2 pricing. This excludes metallic paints and white paints. (see color policy page 12).	Rails are provided for filing side-to-side and front-to-back and are adjustable for letter, A4, foolscap, JIS, legal, or EDP paper sizes.	Note: Drawer configurations read from top to bottom of the case. Drawers with hanging rails include front to back and side to side hanging rails. Refer to front planning pages for additional information.
F File	For reference shelf option substitute the "K" in the pattern number with a "J". Add \$178 list for reference shelf.	See KnollKey lock program on page 100 for keying information.	
63 63" High	For Lock option substitute the "E" in the pattern number with a "C". Add \$36 list for lock.	Dividers and attachment backs included with L, M and N openings (Receding Door with Fixed Shelf). D-Ring dividers and attachment back are not compatible with rollout drawers.	
30 30" Wide			Label holders are not included with files. Please see Accessories page 65.
E E = No Lock C = Lock (at \$36 upcharge)			Calibre files without locks include a black Knoll-logo insert in the same position. Insert may be removed to retrofit a lock later.
M 13.5" Receding Door with Fixed Shelf			
M 13.5" Receding Door with Fixed Shelf			
K 1.5" Tie bar			
D 10.5" Drawer with Hanging Rails			
D 10.5" Drawer with Hanging Rails			
D 10.5" Drawer with Hanging Rails			
115 Medium Grey (P1 paint pricing)			

*Calibre Front Lateral Files**63" High Calibre Front Lateral Files*

description	w	h	pattern no.	P1	P2	P3
63" h lateral file, 2-13.5" Receding doors	30"	63"	C2F6330EMMCDD	\$2,989.	\$3,296.	\$3,459.
with Fixed shelf, 1-12" and 2-10.5" Drawers	36"	63"	C2F6336EMMCDD	3,276.	3,603.	3,789.
with hanging rails	42"	63"	C2F6342EMMCDD	3,469.	3,834.	4,007.

63" h lateral file, 1-15" and 1-10.5" Receding	30"	63"	C2F6330ELDHHDC	3,195.	3,517.	3,698.
Door with Fixed shelf, 2-6", 1-10.5" and	36"	63"	C2F6336ELDHHDC	3,537.	3,895.	4,089.
1-12" Drawers with hanging rails	42"	63"	C2F6342ELDHHDC	3,784.	4,188.	4,382.

Order Code	Specification Information	Application Notes	Critical Dimensions
63" High Calibre Front Lateral Files	P1= painted finishes	Multiple freestanding files or cabinets (not attached to walls or worksurfaces) should be ganged for security. Single freestanding files (two and three-high) should be weighted with a counterweight (see Accessories page 65).	Actual Outside Case Height 62 ^{27/32"} Actual Inside Case Height 60" Calibre files are 18" deep.
Example: C2F6330CMMKDDD-115	P2= painted finishes		Note: Drawer configurations read from top to bottom of the case. Drawers with hanging rails include front to back and side to side hanging rails. Refer to front planning pages for additional information.
C Calibre Front	P3= painted finishes		Label holders are not included with files. Please see Accessories page 65.
2 Generation Code	Customer's own non-metallic paint finishes available at P2 pricing. This excludes metallic paints and white paints. (see color policy page 12).	Rails are provided for filing side-to-side and front-to-back and are adjustable for letter, A4, foolscap, JIS, legal, or EDP paper sizes.	Calibre files without locks include a black Knoll-logo insert in the same position. Insert may be removed to retrofit a lock later.
F File	For reference shelf option substitute the "K" in the pattern number with a "J". Add \$178 list for reference shelf.	See KnollKey lock program on page 100 for keying information.	
63 63" High	For Lock option substitute the "E" in the pattern number with a "C". Add \$36 list for lock.	Dividers and attachment backs included with L, M and N openings (Receding Door with Fixed Shelf). D-Ring dividers and attachment back are not compatible with rollout drawers.	
30 30" Wide			
E E = No Lock C = Lock (at \$36 upcharge)			
M 13.5" Receding Door with Fixed Shelf			
M 13.5" Receding Door with Fixed Shelf			
K 1.5" Tie bar			
D 10.5" Drawer with Hanging Rails			
D 10.5" Drawer with Hanging Rails			
D 10.5" Drawer with Hanging Rails			
115 Medium Grey (P1 paint pricing)			

Calibre Front Lateral Files - Preconfigured

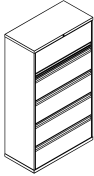
Calibre Front Lateral Files

64.5" High Calibre Front Lateral Files

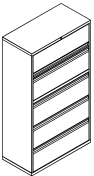
Calibre

Calibre File Collection

description	w	h	pattern no.	P1	P2	P3
64.5" high lateral file, 1-13.5" receding door with fixed shelf, 4-12" drawers with hanging rails	30"	64.5"	C2F6430EMCCCC	\$2,837.	\$3,132.	\$3,281.
	36"	64.5"	C2F6436EMCCCC	3,145.	2,465.	3,634.
	42"	64.5"	C2F6442EMCCCC	3,353.	3,714.	3,887.



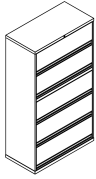
64.5" high lateral file, 1-12" receding door with fixed shelves, 1-12" Drawer, 1-1.5" tie bar, 3-12" drawers with hanging rails	30"	64.5"	C2F6430ENCKCCC	2,743.	3,030.	3,184.
	36"	64.5"	C2F6436ENCKCCC	3,184.	3,510.	3,696.
	42"	64.5"	C2F6442ENCKCCC	3,435.	3,807.	3,991.



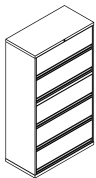
Order Code	Specification Information	Application Notes	Critical Dimensions
64.5" High Calibre Front Lateral Files	P1= painted finishes P2= painted finishes P3= painted finishes	Multiple freestanding files or cabinets (not attached to walls or worksurfaces) should be ganged for security. Single freestanding files (two and three-high) should be weighted with a counterweight (see Accessories page 65).	Actual Outside Case Height 64 ^{11/32"} Actual Inside Case Height 61 ^{1/2"} Calibre files are 18" deep.
Example: C2F6430CNCKCCC-115	Customer's own non-metallic paint finishes available at P2 pricing. This excludes metallic paints and white paints. (see color policy page 12).	Rails are provided for filing side-to-side and front-to-back and are adjustable for letter, A4, foolscap, JIS, legal, or EDP paper sizes.	Note: Drawer configurations read from top to bottom of the case. Drawers with hanging rails include front to back and side to side hanging rails. Refer to front planning pages for additional information.
C Calibre Front	For reference shelf option substitute the "K" in the pattern number with a "J". Add \$178 list for reference shelf.	See KnollKey lock program on page 100 for keying information.	Label holders are not included with files. Please see Accessories page 65.
2 Generation Code	For Lock option substitute the "E" in the pattern number with a "C". Add \$36 list for lock.	Dividers and attachment backs included with L, M and N openings (Receding Door with Fixed Shelf). D-Ring dividers and attachment back are not compatible with rollout drawers.	Calibre files without locks include a black Knoll-logo insert in the same position. Insert may be removed to retrofit a lock later.
F File			
64 64" High			
30 30" Wide			
E E = No Lock C = Lock (at \$36 upcharge)			
N 12" Receding Door with Fixed Shelf			
C 12" Drawer with Hanging Rails			
K K = 1.5" Tie bar J = 1.5" Posting Shelf (at \$178 upcharge)			
C 12" Drawer with Hanging Rails			
C 12" Drawer with Hanging Rails			
C 12" Drawer with Hanging Rails			
115 Medium Grey (P1 paint pricing)			

*Calibre Front Lateral Files**64.5" High Calibre Front Lateral Files*

description	w	h	pattern no.	P1	P2	P3
64.5" high lateral file, 2-12" receding doors with fixed shelves, 1-1.5" tie bar, 3-12" receding doors with fixed shelves	30"	64.5"	C2F6430ENNKNNN	\$2,743.	\$3,030.	\$3,184.
	36"	64.5"	C2F6436ENNKNNN	3,238.	3,568.	3,751.
	42"	64.5"	C2F6442ENNKNNN	3,623.	3,991.	4,199.



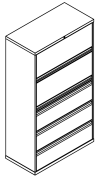
64.5" high lateral file, 2-12" receding doors with pullout shelves, 1-1.5" tie bar, 3-12" receding doors with pullout shelves	30"	64.5"	C2F6430EZZKZZZ	2,984.	3,288.	3,460.
	36"	64.5"	C2F6436EZZKZZZ	3,354.	3,703.	3,887.
	42"	64.5"	C2F6442EZZKZZZ	3,743.	4,120.	4,333.



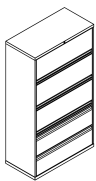
Order Code	Specification Information	Application Notes	Critical Dimensions
64.5" High Calibre Front Lateral Files	P1= painted finishes P2= painted finishes P3= painted finishes	Multiple freestanding files or cabinets (not attached to walls or worksurfaces) should be ganged for security. Single freestanding files (two and three-high) should be weighted with a counterweight (see Accessories page 65).	Actual Outside Case Height 64 ^{11/32"} Actual Inside Case Height 61 ^{1/2"} Calibre files are 18" deep.
Example: C2F6430CNCKCCC-115			Note: Drawer configurations read from top to bottom of the case. Drawers with hanging rails include front to back and side to side hanging rails. Refer to front planning pages for additional information.
C Calibre Front	Customer's own non-metallic paint finishes available at P2 pricing. This excludes metallic paints and white paints. (see color policy page 12).	Rails are provided for filing side-to-side and front-to-back and are adjustable for letter, A4, foolscap, JIS, legal, or EDP paper sizes.	Label holders are not included with files. Please see Accessories page 65.
2 Generation Code			
F File			
64 64" High	For reference shelf option substitute the "K" in the pattern number with a "J". Add \$178 list for reference shelf.	See KnollKey lock program on page 100 for keying information.	Calibre files without locks include a black Knoll-logo insert in the same position. Insert may be removed to retrofit a lock later.
30 30" Wide			
E E = No Lock C = Lock (at \$36 upcharge)			
N 12" Receding Door with Fixed Shelf	For Lock option substitute the "E" in the pattern number with a "C". Add \$36 list for lock.	Dividers and attachment backs included with L, M and N openings (Receding Door with Fixed Shelf). D-Ring dividers and attachment back are not compatible with rollout drawers.	
C 12" Drawer with Hanging Rails			
K K = 1.5" Tie bar J = 1.5" Posting Shelf (at \$178 upcharge)			
C 12" Drawer with Hanging Rails			
C 12" Drawer with Hanging Rails			
C 12" Drawer with Hanging Rails			
115 Medium Grey (P1 paint pricing)			

*Calibre Front Lateral Files**64.5" High Calibre Front Lateral Files*

description	w	h	pattern no.	P1	P2	P3
64.5" high lateral file, 2-15" receding doors with fixed shelves, 3-10.5" drawers with hanging rails	30"	64.5"	C2F6430ELLDDD	\$2,717.	\$2,996.	\$3,151.
	36"	64.5"	C2F6436ELLDDD	3,179.	3,504.	3,687.
	42"	64.5"	C2F6442ELLDDD	3,502.	3,878.	4,054.



64.5" high lateral file, 3-13.5" receding doors with fixed shelves, 2-10.5" drawers with hanging rails	30"	64.5"	C2F6430EMMMDD	2,720.	2,997.	3,152.
	36"	64.5"	C2F6436EMMMDD	3,193.	3,527.	3,704.
	42"	64.5"	C2F6442EMMMDD	3,651.	4,042.	4,221.



64" high lateral file, 1-13.5" Receding Door with Pull out shelf, 4-12" Drawers with hanging rails	30"	64"	C2F6430EPCCCC	2,960.	3,263.	3,424.
	36"	64"	C2F6436EPCCCC	3,301.	3,642.	3,815.
	42"	64"	C2F6442EPCCCC	3,520.	3,893.	4,080.

Order Code	Specification Information	Application Notes	Critical Dimensions
64.5" High Calibre Front Lateral Files	P1= painted finishes P2= painted finishes P3= painted finishes	Multiple freestanding files or cabinets (not attached to walls or worksurfaces) should be ganged for security. Single freestanding files (two and three-high) should be weighted with a counterweight (see Accessories page 65).	Actual Outside Case Height 64 ^{11/32"} Actual Inside Case Height 61 ^{1/2"} Calibre files are 18" deep.
Example: C2F6430CNCKCCC-115	Customer's own non-metallic paint finishes available at P2 pricing. This excludes metallic paints and white paints. (see color policy page 12).	Rails are provided for filing side-to-side and front-to-back and are adjustable for letter, A4, foolscap, JIS, legal, or EDP paper sizes.	Note: Drawer configurations read from top to bottom of the case. Drawers with hanging rails include front to back and side to side hanging rails. Refer to front planning pages for additional information.
C Calibre Front	For reference shelf option substitute the "K" in the pattern number with a "J". Add \$178 list for reference shelf.	See KnollKey lock program on page 100 for keying information.	Label holders are not included with files. Please see Accessories page 65.
2 Generation Code	For Lock option substitute the "E" in the pattern number with a "C". Add \$36 list for lock.	Dividers and attachment backs included with L, M and N openings (Receding Door with Fixed Shelf). D-Ring dividers and attachment back are not compatible with rollout drawers.	Calibre files without locks include a black Knoll-logo insert in the same position. Insert may be removed to retrofit a lock later.
F File			
64 64" High			
30 30" Wide			
E E = No Lock C = Lock (at \$36 upcharge)			
N 12" Receding Door with Fixed Shelf			
C 12" Drawer with Hanging Rails			
K K = 1.5" Tie bar J = 1.5" Posting Shelf (at \$178 upcharge)			
C 12" Drawer with Hanging Rails			
C 12" Drawer with Hanging Rails			
C 12" Drawer with Hanging Rails			
115 Medium Grey (P1 paint pricing)			

*Calibre Front Lateral Files**64.5" High Calibre Front Lateral Files*

description	w	h	pattern no.	P1	P2	P3
64"h lateral file, 4-12" and 1-13.5" Drawers with hanging rails	30"	64"	C2F6430ECCCCB	\$2,862.	\$3,146.	\$3,311.
	36"	64"	C2F6436ECCCCB	3,207.	3,544.	3,703.
	42"	64"	C2F6442ECCCCB	3,440.	3,809.	3,993.
64"h Hybrid, 25.5" Hybrid Doors 2-6" and 2-12" Drawers with hanging rails	30"	64"	C2H6430ESHCC	3,173.	3,487.	3,668.
	36"	64"	C2H6436ESHCC	3,595.	3,959.	4,153.

Order Code	Specification Information	Application Notes	Critical Dimensions
64.5" High Calibre Front Lateral Files	P1= painted finishes P2= painted finishes P3= painted finishes	Multiple freestanding files or cabinets (not attached to walls or worksurfaces) should be ganged for security. Single freestanding files (two and three-high) should be weighted with a counterweight (see Accessories page 65).	Actual Outside Case Height 64 ^{11/32"} Actual Inside Case Height 61 ^{1/2"} Calibre files are 18" deep.
Example: C2F6430CNCKCCC-115			Note: Drawer configurations read from top to bottom of the case. Drawers with hanging rails include front to back and side to side hanging rails. Refer to front planning pages for additional information.
C Calibre Front	Customer's own non-metallic paint finishes available at P2 pricing. This excludes metallic paints and white paints. (see color policy page 12).	Rails are provided for filing side-to-side and front-to-back and are adjustable for letter, A4, foolscap, JIS, legal, or EDP paper sizes.	Label holders are not included with files. Please see Accessories page 65.
2 Generation Code		See KnollKey lock program on page 100 for keying information.	Calibre files without locks include a black Knoll-logo insert in the same position. Insert may be removed to retrofit a lock later.
F File			
64 64" High	For reference shelf option substitute the "K" in the pattern number with a "J". Add \$178 list for reference shelf.		
30 30" Wide			
E E = No Lock C = Lock (at \$36 upcharge)			
N 12" Receding Door with Fixed Shelf	For Lock option substitute the "E" in the pattern number with a "C". Add \$36 list for lock.	Dividers and attachment backs included with L, M and N openings (Receding Door with Fixed Shelf). D-Ring dividers and attachment back are not compatible with rollout drawers.	
C 12" Drawer with Hanging Rails			
K K = 1.5" Tie bar J = 1.5" Posting Shelf (at \$178 upcharge)			
C 12" Drawer with Hanging Rails			
C 12" Drawer with Hanging Rails			
C 12" Drawer with Hanging Rails			
115 Medium Grey (P1 paint pricing)			

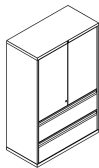
Calibre Front Hybrids

55.5" High Calibre Front Hybrid Units

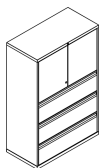
Calibre

Calibre File Collection

description	w	h	lock	pattern no.	P1	P2	P3
55.5" high hybrid with 31.5" storage doors and 2-10.5" drawers with hanging rails (one adjustable shelf)	30"	55.5"		C2H5530EXDD	\$2,494.	\$2,742.	\$2,881.
	36"	55.5"		C2H5536EXDD	2,837.	3,122.	3,272.



55.5" high hybrid with 21" storage doors and 3-10.5" drawers with hanging rails (no shelf)	30"	55.5"		C2H5530EVDDD	2,748.	3,017.	3,171.
	36"	55.5"		C2H5536EVDDD	3,183.	3,504.	3,682.



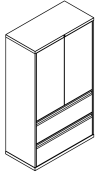
Order Code	Specification Information	Application Notes	Critical Dimensions
55.5" High Calibre Front Hybrid Unit	P1= painted finishes	Multiple freestanding files or cabinets (not attached to walls or worksurfaces) should be ganged for security. Single freestanding files (two and three-high) should be weighted with a counterweight (see Accessories page 65).	f
Example: C2H5530CVDDD-115	P2= painted finishes		Actual Outside Case Height 55 ^{11/32} "
C Calibre Front	P3= painted finishes		Actual Inside Case Height 52 ^{1/2} "
2 Generation Code	Customer's own non-metallic paint finishes available at P2 pricing. This excludes metallic paints and white paints. (see color policy page 12).	Rails are provided for filing side-to-side and front-to-back and are adjustable for letter, A4, foolscap, JIS, legal, or EDP paper sizes.	Calibre files are 18" deep.
H Hybrid	For Lock option substitute the " E " in the pattern number with a " C ". Add \$72 list for each Cabinet. Calibre Hybrids are shipped with two locks that are random keyed. For units with like keys, please consult the Keyed Alike policy.		Note: Drawer configurations read from top to bottom of the case. Drawers with hanging rails include front to back and side to side hanging rails. Refer to front planning pages for additional information.
55 55.5" High	See KnollKey lock program on page 100 for keying.		Label holders are not included with files. Please see Accessories page 65.
30 30" Wide			Calibre files without locks include a black Knoll-logo insert in the same position. Insert may be removed to retrofit a lock later.
E E = No Lock C = Lock (at \$36/Lock upcharge)			
V 21" Storage doors			
D 10.5" Drawer with Hanging Rails			
D 10.5" Drawer with Hanging Rails			
D 10.5" Drawer with Hanging Rails			
115 Medium Grey (P1 paint pricing)			

Calibre Front Hybrids

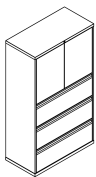
63" High Calibre Front Hybrid Units

Calibre

description	w	h	lock	pattern no.	P1	P2	P3
63" high hybrid unit with 36" storage doors and 2-12" drawers with hanging rails (2 adjustable shelves)	30"	63"		C2H6330ETCC	\$2,614.	\$2,878.	\$3,023.
	36"	63"		C2H6336ETCC	2,968.	3,267.	3,435.



63" high hybrid unit with 24" storage doors and 3-12" drawers with hanging rails (1 adjustable shelf)	30"	63"		C2H6330ERCCC	2,899.	3,188.	3,346.
	36"	63"		C2H6336ERCCC	3,302.	3,626.	3,813.



Order Code	Specification Information	Application Notes	Critical Dimensions
63" High Calibre Front Hybrid Unit	P1= painted finishes	Multiple freestanding files or cabinets (not attached to walls or worksurfaces) should be ganged for security. Single freestanding files (two and three-high) should be weighted with a counterweight (see Accessories page 65).	Actual Outside Case Height 62 ^{27/32} " Actual Inside Case Height 60" Calibre files are 18" deep.
Example: C2H6330CRCCC-115	P2= painted finishes		Note: Drawer configurations read from top to bottom of the case. Drawers with hanging rails include front to back and side to side hanging rails. Refer to front planning pages for additional information.
C Calibre Front	P3= painted finishes		Label holders are not included with files. Please see Accessories page 65.
2 Generation Code	Customer's own non-metallic paint finishes available at P2 pricing. This excludes metallic paints and white paints. (see color policy page 12).	Rails are provided for filing side-to-side and front-to-back and are adjustable for letter, A4, foolscap, JIS, legal, or EDP paper sizes.	Calibre files without locks include a black Knoll-logo insert in the same position. Insert may be removed to retrofit a lock later.
H Hybrid	For Lock option substitute the "E" in the pattern number with a "C". Add \$72 list for each Cabinet. Calibre Hybrids are shipped with two locks that are random keyed. For units with like keys, please consult the Keyed Alike policy.		
63 63" High	See KnollKey lock program on page 100 for keying.		
30 30" Wide			
E E = No Lock C = Lock (at \$36/ Lock upcharge)			
R 24" Storage doors			
C 12" Drawer with Hanging Rails			
C 12" Drawer with Hanging Rails			
C 12" Drawer with Hanging Rails			
115 Medium Grey (P1 paint pricing)			

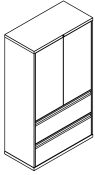
Calibre Front Hybrids

64.5" High Calibre Front Hybrid Units

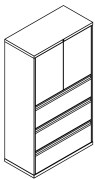
Calibre

Calibre File Collection

description	w	h	lock	pattern no.	P1	P2	P3
64.5" high hybrid unit with 37.5" storage doors and 2-12" drawers with hanging rails (2 adjustable shelves)	30"	64.5"		C2H6430EUCC	\$2,614.	\$2,878.	\$3,023.
	36"	64.5"		C2H6436EUCC	2,968.	3,267.	3,435.



64.5" high hybrid unit with 25.5" storage doors and 3-12" drawers with hanging rails (1 adjustable shelf)	30"	64.5"		C2H6430ESCCC	2,899.	3,188.	3,346.
	36"	64.5"		C2H6436ESCCC	3,302.	3,626.	3,813.



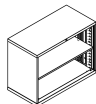
Order Code	Specification Information	Application Notes	Critical Dimensions
64.5" High Calibre Front Hybrid Unit	P1= painted finishes P2= painted finishes P3= painted finishes	Multiple freestanding files or cabinets (not attached to walls or worksurfaces) should be ganged for security. Single freestanding files (two and three-high) should be weighted with a counterweight (see Accessories page 65).	Actual Outside Case Height 64 11/32" Actual Inside Case Height 61 1/2" Calibre files are 18" deep.
Example: C2H6430CSCCC-115	Customer's own non-metallic paint finishes available at P2 pricing. This excludes metallic paints and white paints. (see color policy page 12).	Rails are provided for filing side-to-side and front-to-back and are adjustable for letter, A4, foolscap, JIS, legal, or EDP paper sizes.	Note: Drawer configurations read from top to bottom of the case. Drawers with hanging rails include front to back and side to side hanging rails. Refer to front planning pages for additional information.
C Calibre Front	For Lock option substitute the " E " in the pattern number with a " C ". Add \$72 list for each Cabinet. Calibre Hybrids are shipped with two locks that are random keyed. For units with like keys, please consult the Keyed Alike policy.		Label holders are not included with files. Please see Accessories page 65.
2 Generation Code	See KnollKey lock program on page 100 for keying.		Calibre files without locks include a black Knoll-logo insert in the same position. Insert may be removed to retrofit a lock later.
H Hybrid			
64 64" High			
30 30" Wide			
E E = No Lock C = Lock (at \$36/ Lock upcharge)			
S 25.5" Storage doors			
C 12" Drawer with Hanging Rails			
C 12" Drawer with Hanging Rails			
C 12" Drawer with Hanging Rails			
115 Medium Grey (P1 paint pricing)			

Calibre Front Cabinets

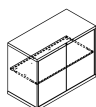
27" High Calibre Front Cabinets

Calibre

description	w	h	lock	pattern no.	P1	P2	P3
27" high cabinet with 1 adjustable shelf and no doors	30"	27"		C2C2730	\$1,279.	\$1,411.	\$1,482.
	36"	27"		C2C2736	1,329.	1,455.	1,526.



27" high cabinet with 1 adjustable shelf and doors	30"	27"		C2C2730E	1,435.	1,578.	1,656.
	30"	27"	Y	C2C2730C	1,553.	1,708.	1,793.
	36"	27"		C2C2736E	1,472.	1,620.	1,708.
	36"	27"	Y	C2C2736C	1,589.	1,748.	1,838.



Order Code	Specification Information	Application Notes	Critical Dimensions	
27" High Calibre Front Cabinets	P1= painted finishes	Multiple freestanding files or cabinets (not attached to walls or worksurfaces) should be ganged for security. Single freestanding files (two and three-high) should be weighted with a counterweight (see Accessories page 65).	Actual Outside Case Height 26 ^{27/32"} Actual Inside Case Height 24"	
Example: C2C2730C-115	P2= painted finishes		Shelves adjustable on 2 1/2" increments. Cabinet shelves are black. To match shelves to case color, add "P" suffix to pattern number and \$51 to list price. One shelf area of 27" high unit is intended for storage of item 10" or less in height. Height of unit matches that of corresponding file unit. See KnollKey lock program on page 100 for keying information.	Calibre cabinets are 18" deep.
C Calibre	P3= painted finishes			
2 Generation	Customer's own non-metallic paint finishes available at P2 pricing. This excludes metallic paints and white paints. (see color policy page 12).			
C Cabinet				
27 27" High Case				
30 30" Wide Case				
C Locking with Doors				
115 Medium Grey (P1 paint pricing)				

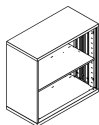
Calibre Front Cabinets

34.5" High Calibre Front Cabinets

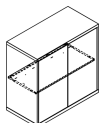
Calibre

Calibre File Collection

description	w	h	lock	pattern no.	P1	P2	P3
34.5" high cabinet with 1 adjustable shelf and no doors	30"	34.5"		C2C3430	\$1,306.	\$1,444.	\$1,515.
	36"	34.5"		C2C3436	1,334.	1,462.	1,540.



34.5" high cabinet with 1 adjustable shelf and doors	30"	34.5"		C2C3430E	1,571.	1,729.	1,818.
	30"	34.5"	Y	C2C3430C	1,680.	1,850.	1,942.
	36"	34.5"		C2C3436E	1,587.	1,747.	1,833.
	36"	34.5"	Y	C2C3436C	1,707.	1,875.	1,968.



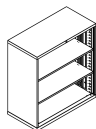
Order Code	Specification Information	Application Notes	Critical Dimensions
34.5" High Calibre Front Cabinets	P1= painted finishes	Multiple freestanding files or cabinets (not attached to walls or worksurfaces) should be ganged for security. Single freestanding files (two and three-high) should be weighted with a counterweight (see Accessories page 65).	Actual Outside Case Height 34 ¹¹ / ₃₂ " Actual Inside Case Height 31 ¹ / ₂ "
Example: C2C3430C-115	P2= painted finishes		
C Calibre	P3= painted finishes	Customer's own non-metallic paint finishes available at P2 pricing. This excludes metallic paints and white paints. (see color policy page 12).	Calibre cabinets are 18" deep.
2 Generation			
C Cabinet		Shelves adjustable on 2 ¹ / ₂ " increments.	
34 34.5" High Case			
30 30" Wide Case		Cabinet shelves are black. To match shelves to case color, add "P" suffix to pattern number and \$51 to list price.	
C Locking with Doors			
115 Medium Grey (P1 paint pricing)		See KnollKey lock program on page 100 for keying information.	

Calibre Front Cabinets

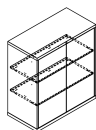
39" High Calibre Front Cabinets

Calibre

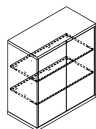
description	w	h	lock	pattern no.	P1	P2	P3
39" high cabinet with 2 adjustable shelves and no doors	30"	39"		C2C3930	\$1,395.	\$1,535.	\$1,608.
	36"	39"		C2C3936	1,432.	1,577.	1,655.



39" high cabinet with 2 adjustable shelves and doors	30"	39"		C2C3930E	1,589.	1,748.	1,838.
	30"	39"	Y	C2C3930C	1,701.	1,866.	1,965.
	36"	39"	Y	C2C3936C	1,747.	1,926.	2,021.



39" high cabinet with 2 adjustable shelves and doors	36"	39"		C2C3936E	1,623.	1,793.	1,878.
--	-----	-----	--	-----------------	--------	--------	--------



Order Code		Specification Information	Application Notes	Critical Dimensions
39" High Calibre Front Cabinets		P1= painted finishes	Multiple freestanding files or cabinets (not attached to walls or worksurfaces) should be ganged for security. Single freestanding files (two and three-high) should be weighted with a counterweight (see Accessories page 65).	Actual Outside Case Height 38 ^{27/32"} Actual Inside Case Height 36"
Example: C2C3930C-115		P2= painted finishes		Calibre cabinets are 18" deep.
C	Calibre	P3= painted finishes		
2	Generation	Customer's own non-metallic paint finishes available at P2 pricing. This excludes metallic paints and white paints. (see color policy page 12).		
C	Cabinet			
39	39" High Case			
30	30" Wide Case			
C	Locking wirh Doors		Shelves adjustable on 2 1/2" increments.	
115	Medium Grey (P1 paint pricing)		Cabinet shelves are black. To match shelves to case color, add "P" suffix to pattern number and \$51 to list price.	
			One shelf area of each unit is intended for storage of item 10" or less in height. Height of unit matches that of corresponding file unit.	
			See KnollKey lock program on page 100 for keying information.	

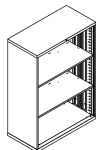
Calibre Front Cabinets

51" High Calibre Front Cabinets

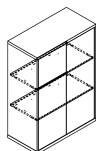
Calibre

Calibre File Collection

description	w	h	lock	pattern no.	P1	P2	P3
51" high cabinet with 2 adjustable shelves and no doors	30"	51"		C2C5130	\$1,553.	\$1,708.	\$1,793.
	36"	51"		C2C5136	1,614.	1,783.	1,865.



51" high cabinet with 2 adjustable shelves and doors	30"	51"		C2C5130E	1,767.	1,941.	2,037.
	30"	51"	Y	C2C5130C	1,872.	2,060.	2,164.
	36"	51"		C2C5136E	1,839.	2,023.	2,124.
	36"	51"	Y	C2C5136C	1,945.	2,145.	2,243.



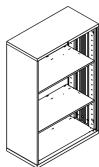
Order Code	Specification Information	Application Notes	Critical Dimensions
51" High Calibre Front Cabinets	P1= painted finishes	Multiple freestanding files or cabinets (not attached to walls or worksurfaces) should be ganged for security. Single freestanding files (two and three-high) should be weighted with a counterweight (see Accessories page 65).	Actual Outside Case Height 50 ^{27/32} " Actual Inside Case Height 48"
Example: C2C5130C-115	P2= painted finishes		
C Calibre	P3= painted finishes	Customer's own non-metallic paint finishes available at P2 pricing. This excludes metallic paints and white paints. (see color policy page 12).	Calibre cabinets are 18" deep.
2 Generation			
C Cabinet		Shelves adjustable on 2 1/2" increments.	
51 51" High Case			
30 30" Wide Case		Cabinet shelves are black. To match shelves to case color, add "P" suffix to pattern number and \$51 to list price.	
C Locking with Doors			
115 Medium Grey (P1 paint pricing)		See KnollKey lock program on page 100 for keying information.	

Calibre Front Cabinets

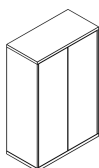
55.5" High Calibre Front Cabinets

Calibre

description	w	h	lock	pattern no.	P1	P2	P3
55.5" high cabinet with 2 adjustable shelves and no doors	30"	55.5"		C2C5530	\$1,629.	\$1,790.	\$1,879.
	36"	55.5"		C2C5536	1,761.	1,935.	2,032.



55.5" high cabinet with 2 adjustable shelves with doors	30"	55.5"		C2C5530E	1,922.	2,112.	2,217.
	30"	55.5"	Y	C2C5530C	2,027.	2,230.	2,345.
	36"	55.5"		C2C5536E	2,045.	2,243.	2,359.
	36"	55.5"	Y	C2C5536C	2,161.	2,378.	2,500.



Order Code	Specification Information	Application Notes	Critical Dimensions
55.5" High Calibre Front Cabinets	P1= painted finishes	Multiple freestanding files or cabinets (not attached to walls or worksurfaces) should be ganged for security. Single freestanding files (two and three-high) should be weighted with a counterweight (see Accessories page 65).	Actual Outside Case Height 55 ¹¹ / ₃₂ " Actual Inside Case Height 52 ¹ / ₂ " Calibre cabinets are 18" deep.
Example: C2C5530C-115	P2= painted finishes		
C Calibre	P3= painted finishes	Customer's own non-metallic paint finishes available at P2 pricing. This excludes metallic paints and white paints. (see color policy page 12).	Shelves adjustable on 2 ¹ / ₂ " increments.
2 Generation			
C Cabinet		Cabinet shelves are black. To match shelves to case color, add "P" suffix to pattern number and \$51 to list price.	See KnollKey lock program on page 100 for keying information.
55 55.5" High Case			
30 30" Wide Case			
C Locking with Doors			
115 Medium Grey (P1 paint pricing)			

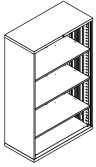
Calibre Front Cabinets

63" High Calibre Front Cabinets

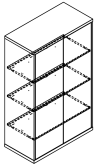
Calibre

Calibre File Collection

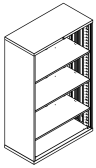
description	w	h	lock	pattern no.	P1	P2	P3
63" high cabinet with 3 adjustable shelves and no doors	36"	63"		C2C6336	\$1,803.	\$1,988.	\$2,093.



63" high cabinet with 3 adjustable shelves and doors	30"	63"		C2C6330E	1,922.	2,112.	2,218.
	30"	63"	Y	C2C6330C	2,027.	2,230.	2,345.
	36"	63"		C2C6336E	2,053.	2,250.	2,368.
	36"	63"	Y	C2C6336C	2,161.	2,378.	2,500.



63" high cabinet with 3 adjustable shelves and no doors	30"	63"		C2C6330	1,671.	1,845.	1,941.
---	-----	-----	--	----------------	--------	--------	--------



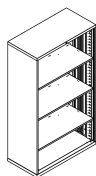
Order Code	Specification Information	Application Notes	Critical Dimensions
63" High Calibre Front Cabinets	P1= painted finishes	Multiple freestanding files or cabinets (not attached to walls or worksurfaces) should be ganged for security. Single freestanding files (two and three-high) should be weighted with a counterweight (see Accessories page 65).	Actual Outside Case Height 62 ^{27/32"} Actual Inside Case Height 60"
Example: C2C6330C-115	P2= painted finishes		
C Calibre	P3= painted finishes	Customer's own non-metallic paint finishes available at P2 pricing. This excludes metallic paints and white paints. (see color policy page 12).	Calibre cabinets are 18" deep.
2 Generation			
C Cabinet		Shelves adjustable on 2 1/2" increments.	
63 63" High Case			
30 30" Wide Case		Cabinet shelves are black. To match shelves to case color, add "P" suffix to pattern number and \$51 to list price.	
C Locking with Doors			
115 Medium Grey (P1 paint pricing)		See KnollKey lock program on page 100 for keying information.	

Calibre Front Cabinets

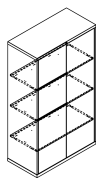
64.5" High Calibre Front Cabinets

Calibre

description	w	h	lock	pattern no.	P1	P2	P3
64.5" high cabinet with 3 adjustable shelves and no doors	30"	64.5"		C2C6430	\$1,758.	\$1,926.	\$2,020.
	36"	64.5"		C2C6436	1,889.	2,069.	2,165.



64.5" high cabinet with 3 adjustable shelves and doors	30"	64.5"		C2C6430E	1,996.	2,189.	2,296.
	30"	64.5"	Y	C2C6430C	2,108.	2,306.	2,424.
	36"	64.5"		C2C6436E	2,129.	2,339.	2,446.
	36"	64.5"	Y	C2C6436C	2,239.	2,452.	2,576.



Order Code	Specification Information	Application Notes	Critical Dimensions
64.5" High Calibre Front Cabinets	P1= painted finishes	Multiple freestanding files or cabinets (not attached to walls or worksurfaces) should be ganged for security. Single freestanding files (two and three-high) should be weighted with a counterweight (see Accessories page 65).	Actual Outside Case Height 64 ¹¹ / ₃₂ " Actual Inside Case Height 61 ¹ / ₂ " Calibre cabinets are 18" deep.
Example: C2C6430C-115	P2= painted finishes		
C Calibre	P3= painted finishes	Customer's own non-metallic paint finishes available at P2 pricing. This excludes metallic paints and white paints. (see color policy page 12).	Shelves adjustable on 2 ¹ / ₂ " increments.
2 Generation			
C Cabinet		Cabinet shelves are black. To match shelves to case color, add "P" suffix to pattern number and \$51 to list price.	See KnollKey lock program on page 100 for keying information.
64 64" High Case			
30 30" Wide Case			
C Locking with Doors			
115 Medium Grey (P1 paint pricing)			

Lateral File Worksurface Tops

Calibre Front Lateral File Worksurface Tops

Dividends Style

Calibre

Calibre File Collection

description	d	w	h	pattern no.	list price	woodgrain edge	metal edge
Dividends Style Rectangular	18"	108"	1 1/4"	CE10818	\$674.	\$742.	\$811.
18"d Laminate File Tops for Calibre Front Files	18"	30"	1 1/4"	CE3018	260.	291.	315.
	18"	36"	1 1/4"	CE3618	296.	327.	354.
	18"	42"	1 1/4"	CE4218	320.	349.	379.
	18"	60"	1 1/4"	CE6018	407.	450.	491.
	18"	72"	1 1/4"	CE7218	467.	513.	563.
	18"	84"	1 1/4"	CE8418	521.	576.	626.
	18"	90"	1 1/4"	CE9018	534.	586.	640.

Dividends Style Rectangular	36"	108"	1 1/4"	CE10836	1,005.	1,103.	1,206.
36"d Laminate File Tops for Calibre Front Files	36"	30"	1 1/4"	CE3036	308.	339.	369.
	36"	36"	1 1/4"	CE3636	364.	402.	438.
	36"	42"	1 1/4"	CE4236	389.	425.	467.
	36"	60"	1 1/4"	CE6036	620.	683.	742.
	36"	72"	1 1/4"	CE7236	696.	768.	836.
	36"	84"	1 1/4"	CE8436	776.	857.	930.
	36"	90"	1 1/4"	CE9036	811.	889.	969.

Order Code	Specification Information	Application Notes	Critical Dimensions	
30X18 Dividends Style File Tops (Calibre Files)	CE prefixed lateral file tops are designed to be attached to standard 18" deep (nominal) Calibre lateral files and cabinets. Please note that Calibre bookcases are 15" deep nominal and will not accept a Calibre lateral file laminate tops.	Designed for use with standard 18" deep nominal Calibre lateral files and cabinets only.	Nominal Dimension	Actual Dimension
Example: CE3018			30x18	30.000 x 18.000
CE Dividend Edge		Actual dimensions are listed in inches	30x36	30.000 x 36.000
30 30" Wide			36x18	36.000 x 18.000
18 18" Deep			36x36	36.000 x 36.000
			42x18	42.000 x 18.000
			42x36	42.000 x 36.000
			60x18	60.000 x 18.000
			60x36	60.000 x 36.000
			72x18	72.000 x 18.000
			72x36	72.000 x 36.000
			84x18	84.000 x 18.000
			84x36	84.000 x 36.000
			90x18	90.000 x 18.000
			90x36	90.000 x 36.000
			108x18	108.000 x 18.000
			108x36	108.000 x 36.000

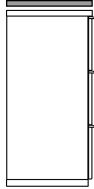
Lateral File Worksurface Tops

Calibre

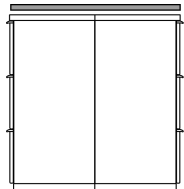
S2 and Laminate Front Calibre Lateral File Worksurface Tops

Dividends Style

description	d	w	h	pattern no.	list price	woodgrain edge	metal edge
Dividends Style Rectangular	18"	108"	1 1/4"	SD10818	\$674.	\$742.	\$811.
18"d Laminate File Tops for S2 and	18"	30"	1 1/4"	SD3018	260.	291.	315.
Laminate Front Calibre Files	18"	36"	1 1/4"	SD3618	296.	327.	354.
	18"	42"	1 1/4"	SD4218	320.	349.	379.
	18"	60"	1 1/4"	SD6018	407.	450.	491.
	18"	72"	1 1/4"	SD7218	467.	513.	563.
	18"	72"	1 1/4"	SD8418	521.	576.	626.
	18"	90"	1 1/4"	SD9018	534.	586.	640.

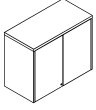


Dividends Style Rectangular	36"	108"	1 1/4"	SD10836	1,005.	1,103.	1,206.
36"d Laminate File Tops for S2 and	36"	30"	1 1/4"	SD3036	308.	339.	369.
Laminate Front Calibre Files	36"	36"	1 1/4"	SD3636	364.	402.	438.
	36"	42"	1 1/4"	SD4236	389.	425.	467.
	36"	60"	1 1/4"	SD6036	620.	683.	742.
	36"	72"	1 1/4"	SD7236	696.	768.	836.
	36"	84"	1 1/4"	SD8436	776.	857.	930.
	36"	90"	1 1/4"	SD9036	811.	889.	969.



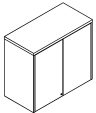
Order Code	Specification Information	Application Notes	Critical Dimensions	
30X18 Dividends Style File Tops (S2 Front Files)	SD prefixed lateral file tops are designed to be attached to 18 7/8" deep (nominal) Calibre lateral files and cabinets with S2 and Laminate overlay fronts. Please note that Calibre bookcases are 15" deep nominal and will not accept a Calibre lateral file laminate tops. Calibre desking surfaces are not designed to serve as lateral file worksurface tops.	Designed for use with 18 7/8" deep nominal Calibre lateral files and cabinets with S2 and Laminate overlay fronts. Actual dimensions are listed in inches. Note: The 18" deep tops on this page may also be used with double wide pedestals when a nominal 18" deep top is required in panel planning.	Nominal Dimension	Actual Dimension
Example: SD3018			30x18	30.00 x 18.875
SD Dividend Edge			30x36	30.00 x 37.750
30 30" Wide			36x18	36.00 x 18.875
18 18 7/8" Deep			36x36	36.00 x 37.750
			42x18	42.00 x 18.875
			42x36	42.00 x 37.750
			60x18	60.00 x 18.875
			60x36	60.00 x 37.750
			72x18	72.00 x 18.875
			72x36	72.00 x 37.750
			84x18	84.00 x 18.875
			84x36	84.00 x 37.750
			90x18	90.00 x 18.875
			90x36	90.00 x 37.750
			108x18	108.00 x 18.875
			108x36	108.00 x 37.750

description	w	d	pattern no.	P1	P2	P3
27" Add-on (Non-locking) Actual Height 28 ³ / ₈ "	30"	18"	C2S2730E	\$1,175.	\$1,294.	\$1,355.
	36"	18"	C2S2736E	1,245.	1,374.	1,442.
	42"	18"	C2S2742E	1,305.	1,436.	1,507.



shown with lock option

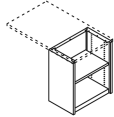
30" Add-on (Non-locking) Actual Height 31 ³ / ₈ "	30"	18"	C2S3030E	1,245.	1,374.	1,442.
	36"	18"	C2S3036E	1,321.	1,452.	1,527.
	42"	18"	C2S3042E	1,379.	1,516.	1,588.



shown with lock option

Order Code	Specification Information	Application Notes
13.5" Add-on Unit	P1= painted finishes	Units may be specified with locks only as a "Built to Spec" option. To add a lock substitute the suffix "E" with a "C" and add \$36 to the list.
Example: C2S1330E-115	P2= painted finishes	
C Calibre	P3= painted finishes	Units cannot be stacked in multiples.
2 Generation	Customer's own non-metallic paint finishes available at P2 pricing. This excludes metallic paints and white paints. (see color policy page 12).	Units come with double cupboard doors and one shelf for 27" and 30" units. Add-on units are 18" deep.
S Add-on unit	Add-on module shelves are black. To match shelves to case color, add "P" suffix to the pattern number and \$51 to list price.	Add-on units cannot be used in conjunction with Calibre Lateral Files with S2 Fronts.
13 13" High		
30 30" Wide		
E Knoll Lock		
115 Medium Grey (P1 paint pricing)		Actual heights of add-on's, 28³/₈" and 31³/₈".

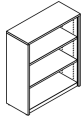
description	nominal w	actual w	d	h	pattern no.	P1	P2	P3	deduct for no top	add for laminate top	add for V1 top
Topless 2-high bookcase for use under a worksurface end, one steel shelf		23 1/2"	14 7/8"	27 1/4"	C4B2723NS	\$1,079.	\$1,131.	\$1,192.	\$0.	\$0.	\$0.
		29 1/2"	14 7/8"	27 1/4"	C4B2729NS	1,117.	1,173.	1,228.	0.	0.	0.



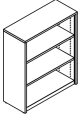
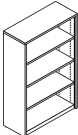
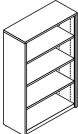
2-high bookcase, steel top, one steel shelf	24"	24"	14 7/8"	29 7/8"	C4B3024(N/S/L/V)S	1,210.	1,272.	1,333.	146.	12.	294.
	30"	30"	14 7/8"	29 7/8"	C4B3030(N/S/L/V)S	1,247.	1,310.	1,378.	150.	15.	351.
	36"	36"	14 7/8"	29 7/8"	C4B3036(N/S/L/V)S	1,283.	1,345.	1,413.	155.	19.	416.
	42"	42"	14 7/8"	29 7/8"	C4B3042(N/S/L/V)S	1,372.	1,435.	1,512.	160.	28.	496.
	48"	48"	14 7/8"	29 7/8"	C4B3048(N/S/L/V)S	1,473.	1,546.	1,623.	165.	35.	592.



39" high bookcase, steel top, two steel shelves	24"	24"	14 7/8"	39"	C4B3924(N/S/L/V)S	1,422.	1,491.	1,569.	146.	12.	294.
	30"	30"	14 7/8"	39"	C4B3930(N/S/L/V)S	1,473.	1,546.	1,623.	150.	15.	351.
	36"	36"	14 7/8"	39"	C4B3936(N/S/L/V)S	1,521.	1,599.	1,677.	155.	19.	416.
	42"	42"	14 7/8"	39"	C4B3942(N/S/L/V)S	1,619.	1,698.	1,781.	160.	28.	496.
	48"	48"	14 7/8"	39"	C4B3948(N/S/L/V)S	1,744.	1,833.	1,922.	165.	35.	592.



Order Code	Specification Information	Application Notes
Example: C3B2723NS-118	Bookcase top options:	Units 54" and wider utilize a mid panel that divides the unit into the following non-handed configurations:
C Calibre	N No top	54"= 24"/30"
4 Generation 4	S Steel top	60"= 30"/30"
B Bookcase	L Laminate top	66"= 30"/36"
27 27 ¼ High Case	V Veneer top	72"= 36"/36"
23 23 ½" Wide Case	P1, P2 and P3 pricing listed is for units with steel tops and steel shelves as applicable. All deducts or up charges for top and shelf options are based on these prices.	78"= 36"/42"
N No top		84"= 42"/42"
118 Bright white paint		
	Steel tops and shelves match the case paint finish.	3-, 4-, 5- and 6-high units with steel tops include a top trim panel to provide a smooth appearance to the underside of the top. It is not included with 2-high units.
	Bookcases specified with "no top" option are designed to be used with laminate or veneer tops, and are not compatible with steel tops. Bookcases specified with "no top" option are not intended to support a panel-mounted work surface.	Note: 6-high units must be ganged back-to-back with the included hardware or against a wall with user supplied hardware.
		All units are shipped knocked down. The base, which also functions as the bottom shelf, is only available in steel. Standard shelf openings are 12.6"h with the exception of: 27"h = (2) 11.9" openings 39"h = (2) 12.6" openings and (1) 8" opening 64"h = (3) 12.6" openings and (1) 18.9" opening Shelves are adjustable on 1.05" increments the entire height of the case and include an approximately ¾" gap in the back of the shelf for future enhancements. Optional shelf filler strip available on page 57.

description	nominal w	actual w	d	h	pattern no.	P1	P2	P3	deduct for no top	add for laminate top	add for V1 top
 3-high bookcase, steel top, two steel shelves	24"	24"	14 7/8"	43 1/2"	C4B4424(N/S/L/V)S	\$1,422.	\$1,491.	\$1,569.	\$146.	\$12.	\$294.
	30"	30"	14 7/8"	43 1/2"	C4B4430(N/S/L/V)S	1,473.	1,546.	1,623.	150.	15.	351.
	36"	36"	14 7/8"	43 1/2"	C4B4436(N/S/L/V)S	1,521.	1,599.	1,677.	155.	19.	416.
	42"	42"	14 7/8"	43 1/2"	C4B4442(N/S/L/V)S	1,619.	1,698.	1,781.	160.	28.	496.
	48"	48"	14 7/8"	43 1/2"	C4B4448(N/S/L/V)S	1,744.	1,833.	1,922.	165.	35.	592.
 4-high bookcase, steel top, three steel shelves	24"	24"	14 7/8"	57 1/8"	C4B5824(N/S/L/V)S	1,590.	1,670.	1,749.	146.	12.	294.
	30"	30"	14 7/8"	57 1/8"	C4B5830(N/S/L/V)S	1,654.	1,735.	1,819.	150.	15.	351.
	36"	36"	14 7/8"	57 1/8"	C4B5836(N/S/L/V)S	1,713.	1,803.	1,893.	155.	19.	416.
	42"	42"	14 7/8"	57 1/8"	C4B5842(N/S/L/V)S	1,819.	1,912.	2,013.	160.	28.	496.
	48"	48"	14 7/8"	57 1/8"	C4B5848(N/S/L/V)S	1,977.	2,076.	2,177.	165.	35.	592.
 64" high bookcase, steel top, three steel shelves	24"	24"	14 7/8"	63 3/8"	C4B6424(N/S/L/V)S	1,670.	1,749.	1,835.	146.	12.	294.
	30"	30"	14 7/8"	63 3/8"	C4B6430(N/S/L/V)S	1,735.	1,819.	1,912.	150.	15.	351.
	36"	36"	14 7/8"	63 3/8"	C4B6436(N/S/L/V)S	1,803.	1,893.	1,983.	155.	19.	416.
	42"	42"	14 7/8"	63 3/8"	C4B6442(N/S/L/V)S	1,912.	2,013.	2,113.	160.	28.	496.
	48"	48"	14 7/8"	63 3/8"	C4B6448(N/S/L/V)S	2,076.	2,177.	2,288.	165.	35.	592.

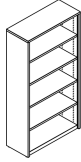
Order Code	Specification Information	Application Notes
Example: C3B2723NS-118	Bookcase top options:	Units 54" and wider utilize a mid panel that divides the unit into the following non-handed configurations:
C Calibre	N No top	54"= 24"/30"
4 Generation 4	S Steel top	60"= 30"/30"
B Bookcase	L Laminate top	66"= 30"/36"
27 27 1/4 High Case	V Veneer top	72"= 36"/36"
23 23 1/2" Wide Case		78"= 36"/42"
N No top		84"= 42"/42"
118 Bright white paint		
	P1, P2 and P3 pricing listed is for units with steel tops and steel shelves as applicable. All deducts or up charges for top and shelf options are based on these prices.	
	Steel tops and shelves match the case paint finish.	
	Bookcases specified with "no top" option are designed to be used with laminate or veneer tops, and are not compatible with steel tops. Bookcases specified with "no top" option are not intended to support a panel-mounted work surface.	3-, 4-, 5- and 6-high units with steel tops include a top trim panel to provide a smooth appearance to the underside of the top. It is not included with 2-high units.
		Note: 6-high units must be ganged back-to-back with the included hardware or against a wall with user supplied hardware.
		All units are shipped knocked down.
		The base, which also functions as the bottom shelf, is only available in steel.
		Standard shelf openings are 12.6"h with the exception of: 27"h = (2) 11.9" openings 39"h = (2) 12.6" openings and (1) 8" opening 64"h = (3) 12.6" openings and (1) 18.9" opening
		Shelves are adjustable on 1.05" increments the entire height of the case and include an approximately 3/4" gap in the back of the shelf for future enhancements. Optional shelf filler strip available on page 57.
		Laminate tops are 1.05" thick with 2mm edge banding on all four edges.

Calibre Bookcases

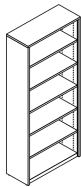
Bookcases

Calibre

description	nominal w	actual w	d	h	pattern no.	P1	P2	P3	deduct for no top	add for laminate top	add for V1 top
5-high bookcase, steel top, four steel shelves	24"	24"	14 ⁷ / ₈ "	70 ³ / ₄ "	C4B7124(N/S/L/V)S	\$1,794.	\$1,887.	\$1,979.	\$146.	\$12.	\$294.
	30"	30"	14 ⁷ / ₈ "	70 ³ / ₄ "	C4B7130(N/S/L/V)S	1,877.	1,972.	2,070.	150.	15.	351.
	36"	36"	14 ⁷ / ₈ "	70 ³ / ₄ "	C4B7136(N/S/L/V)S	1,943.	2,041.	2,144.	155.	19.	416.
	42"	42"	14 ⁷ / ₈ "	70 ³ / ₄ "	C4B7142(N/S/L/V)S	2,118.	2,224.	2,332.	160.	28.	496.
	48"	48"	14 ⁷ / ₈ "	70 ³ / ₄ "	C4B7148(N/S/L/V)S	2,297.	2,409.	2,534.	165.	35.	592.



6-high bookcase, steel top, five steel shelves (must be ganged back-to-back or to a wall with included hardware)	24"	24"	14 ⁷ / ₈ "	84 ¹ / ₂ "	C4B8524(N/S/L/V)S	2,130.	2,237.	2,347.	146.	12.	294.
	30"	30"	14 ⁷ / ₈ "	84 ¹ / ₂ "	C4B8530(N/S/L/V)S	2,231.	2,342.	2,459.	150.	15.	351.
	36"	36"	14 ⁷ / ₈ "	84 ¹ / ₂ "	C4B8536(N/S/L/V)S	2,329.	2,445.	2,571.	155.	19.	416.
	42"	42"	14 ⁷ / ₈ "	84 ¹ / ₂ "	C4B8542(N/S/L/V)S	2,556.	2,686.	2,818.	160.	28.	496.
	48"	48"	14 ⁷ / ₈ "	84 ¹ / ₂ "	C4B8548(N/S/L/V)S	2,650.	2,785.	2,921.	165.	35.	592.



Order Code	Specification Information	Application Notes	
Example: C3B2723NS-118	Bookcase top options:	Units 54" and wider utilize a mid panel that divides the unit into the following non-handed configurations:	All units are shipped knocked down.
C Calibre	N No top	54"= 24"/30"	The base, which also functions as the bottom shelf, is only available in steel.
4 Generation 4	S Steel top	60"= 30"/30"	
B Bookcase	L Laminate top	66"= 30"/36"	Standard shelf openings are 12.6"h with the exception of: 27"h = (2) 11.9" openings 39"h = (2) 12.6" openings and (1) 8" opening 64"h = (3) 12.6" openings and (1) 18.9" opening
27 27 ¼ High Case	V Veneer top	72"= 36"/36"	
23 23 ½" Wide Case	P1, P2 and P3 pricing listed is for units with steel tops and steel shelves as applicable. All deducts or up charges for top and shelf options are based on these prices.	78"= 36"/42"	Shelves are adjustable on 1.05" increments the entire height of the case and include an approximately ¾" gap in the back of the shelf for future enhancements. Optional shelf filler strip available on page 57.
N No top	Steel tops and shelves match the case paint finish.	84"= 42"/42"	
118 Bright white paint	Bookcases specified with "no top" option are designed to be used with laminate or veneer tops, and are not compatible with steel tops. Bookcases specified with "no top" option are not intended to support a panel-mounted work surface.	3-, 4-, 5- and 6-high units with steel tops include a top trim panel to provide a smooth appearance to the underside of the top. It is not included with 2-high units.	Laminate tops are 1.05" thick with 2mm edge banding on all four edges.
		Note: 6-high units must be ganged back-to-back with the included hardware or against a wall with user supplied hardware.	

description	w	d	h	pattern no.	P1	P2	P3	lam.	V1	list
Steel bookcase shelf with brackets	24"	13"	1 1/4"	C4BSH24S	\$109.	\$118.	\$122.	n/a	n/a	
	30"	13"	1 1/4"	C4BSH30S	119.	125.	131.	n/a	n/a	
	36"	13"	1 1/4"	C4BSH36S	126.	136.	141.	n/a	n/a	
	42"	13"	1 1/4"	C4BSH42S	137.	143.	150.	n/a	n/a	
	48"	13"	1 1/4"	C4BSH48S	144.	150.	162.	n/a	n/a	
Steel bookcase shelf with brackets (package of 5)	24"	13"	1 1/4"	C4BSH24S5	503.	530.	555.	n/a	n/a	
	30"	13"	1 1/4"	C4BSH30S5	543.	569.	599.	n/a	n/a	
	36"	13"	1 1/4"	C4BSH36S5	580.	613.	639.	n/a	n/a	
	42"	13"	1 1/4"	C4BSH42S5	620.	648.	684.	n/a	n/a	
	48"	13"	1 1/4"	C4BSH48S5	656.	691.	721.	n/a	n/a	
30"d bookcase top	24"	29 13/16"	1 1/8"	C4BTOP24(L/V)	n/a	n/a	n/a	323.	675.	
	30"	29 13/16"	1 1/8"	C4BTOP30(L/V)	n/a	n/a	n/a	354.	759.	
	36"	29 13/16"	1 1/8"	C4BTOP36(L/V)	n/a	n/a	n/a	419.	444.	
	42"	29 13/16"	1 1/8"	C4BTOP42(L/V)	n/a	n/a	n/a	447.	471.	
	48"	29 13/16"	1 1/8"	C4BTOP48(L/V)	n/a	n/a	n/a	483.	507.	
Shelf Filler Strip (package of 5)	24"	3/4"	1 1/4"	C4BSHFS24	247.	279.	289.	n/a	n/a	
	30"	3/4"	1 1/4"	C4BSHFS30	261.	286.	298.	n/a	n/a	
	36"	3/4"	1 1/4"	C4BSHFS36	298.	323.	340.	n/a	n/a	
	42"	3/4"	1 1/4"	C4BSHFS42	303.	332.	348.	n/a	n/a	
	48"	3/4"	1 1/4"	C4BSHFS48	307.	339.	354.	n/a	n/a	
Glide Adjustment Wrench	C4BWRENCH									19.

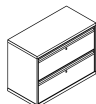
Order Code	Specification Information	Application Notes
Example: C3BSH42S5-118	Package of 5 shelves must be ordered in a single color per package.	Units 54" and wider utilize a mid panel that divides the unit into the following non-handed configurations:
C Calibre	Bookcase shelves are only available in steel.	54"= 24"/30"
4 Generation 4		60"= 30"/30"
B Bookcase	Bookcase top options:	66"= 30"/36"
SH Shelf		72"= 36"/36"
42 42" wide	L Laminate top V Veneer top	78"= 36"/42"
S Steel		84"= 42"/42"
5 Package of 5		
118 Bright white paint		
		<p>Glide Adjustment Wrench This tool is a long, thin wrench designed to aid in the adjustment of the rear glides when they are not easily accessible.</p> <p>30"d Bookcase Top These laminate or veneer tops may be utilized with bookcases ordered with the "no top" option. NOTE: These tops will only work with either a "no top" bookcase or those originally ordered with a laminate or veneer top of the same size.</p> <p>Tops are for single bookcases only and are not sized to fit on two bookcases pushed together side by side (ex. 60"w top will not cover two 30"w cases).</p> <p>Ganging Kit Provides necessary attachment bolts/brackets to attach two units together (side to side or back to back) as well as attach a single unit back against a wall.</p> <p>Shelves are adjustable on 1.05" increments the entire height of the case.</p> <p>Laminate tops are 1.05" thick with 2mm edge banding on all four edges.</p>

Calibre Front Lateral Files with Individual Locking Drawers

27" High Calibre Front Individual Locking Files

Calibre

description	w	h	security separators	pattern no.	P1	P2	P3
27" high lateral file, 2-12" drawers with hanging rails	30"	27"		C2F2730WCC	\$1,473.	\$1,602.	\$1,680.
	30"	27"	Y	C2F2730XCC	1,516.	1,651.	1,737.
	36"	27"		C2F2736WCC	1,630.	1,781.	1,867.
	36"	27"	Y	C2F2736XCC	1,676.	1,830.	1,917.
	42"	27"		C2F2742WCC	1,760.	1,923.	2,020.
	42"	27"	Y	C2F2742XCC	1,805.	1,965.	2,070.



Order Code	Specification Information	Application Notes	Critical Dimensions
Example: C2F2730WCCC-115	P1= painted finishes	Multiple freestanding files or cabinets (not attached to walls or worksurfaces) should be ganged for security. Single freestanding files (two and three-high) should be weighted with a counterweight (see Accessories, page 65).	Actual Outside Case Height 26 ^{27/32} "
C Calibre	P2= painted finishes		Actual Inside Case Height 24"
2 Generation	P3= painted finishes		Calibre files are 18" deep.
27 27" High	Custom non-metallic paint finishes available at P2 pricing. This excludes metallic paints and white paints. (see color policy page 12)	Rails are provided for filing side-to-side and front-to-back and are adjustable for letter, A4, foolscap, JIS, legal, or EDP papers sizes.	Drawer configurations read from top to bottom of case. Interiors noted with rails consist of front to back and side to side hanging rails. Refer to front planning pages for additional information.
30 30" Wide	For individual locking with security separators replace the "W" with an "X"		Label holders are not included with files. Please see Accessories page 65 .
W Individual Locking			
C 12" Drawer with Hanging Rails			
C 12" Drawer with Hanging Rails			
115 Medium Grey (P1 paint pricing)			

All locks must be ordered separately for individually locking files.

See KnollKeylock program on page 100 for keying information.

Calibre Front Lateral Files with Individual Locking Drawers

39" High Calibre Front Individual Locking Files

Calibre

Calibre File Collection

description

w

h

security
separator

pattern no.

P1

P2

P3

39" high lateral file, 3-12" drawers with hanging rails

30"

39"

Y

C2F3930WCCC

\$2,050.

\$2,231.

\$2,343.

30"

39"

Y

C2F3930XCCC

2,121.

2,302.

2,415.

36"

39"

Y

C2F3936WCCC

2,250.

2,453.

2,572.

36"

39"

Y

C2F3936XCCC

2,322.

2,522.

2,647.

42"

39"

Y

C2F3942WCCC

2,432.

2,657.

2,789.

42"

39"

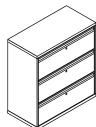
Y

C2F3942XCCC

2,502.

2,728.

2,865.



Order Code

Example: **C2F3930WCCC-115**

C	Calibre
2	Generation
39	39" High
30	30" Wide
W	Individual Locking
C	12" Drawer with Hanging Rails
C	12" Drawer with Hanging Rails
115	Medium Grey (P1 paint pricing)

Specification Information

P1= painted finishes

P2= painted finishes

P3= painted finishes

Custom non-metallic paint finishes available at P2 pricing. This excludes metallic paints and white paints. (see color policy page 12)

For individual locking with security separators replace the "W" with an "X"

Application Notes

Multiple freestanding files or cabinets (not attached to walls or worksurfaces) should be ganged for security. Single freestanding files (two and three-high) should be weighted with a counterweight (see Accessories, page 65).

Rails are provided for filing side-to-side and front-to-back and are adjustable for letter, A4, foolscap, JIS, legal, or EDP papers sizes.

All locks must be ordered separately for individually locking files.

See KnollKeylock program on page 100 for keying information.

Critical Dimensions

Actual Outside Case Height 38^{27/32}"

Actual Inside Case Height 36"

Calibre files are 18" deep.

Drawer configurations read from top to bottom of case. Interiors noted with rails consist of front to back and side to side hanging rails. Refer to front planning pages for additional information.

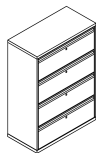
Label holders are not included with files. Please see Accessories page 65.

Calibre Front Lateral Files with Individual Locking Drawers

51" High Calibre Front Individual Locking Files

Calibre

description	w	h	security separator	pattern no.	P1	P2	P3
51" high lateral file, 4-12" drawers with hanging rails	30"	51"		C2F5130WCCCC	\$2,653.	\$2,882.	\$3,030.
	30"	51"	Y	C2F5130XCCCC	2,743.	2,981.	3,128.
	36"	51"		C2F5136WCCCC	2,929.	3,201.	3,363.
	36"	51"	Y	C2F5136XCCCC	3,030.	3,294.	3,460.
	42"	51"		C2F5142WCCCC	3,231.	3,530.	3,704.
	42"	51"	Y	C2F5142XCCCC	3,324.	3,620.	3,800.



Order Code	Specification Information	Application Notes	Critical Dimensions
Example: C2F5130WCCC-115			
C Calibre	P1= painted finishes	Multiple freestanding files or cabinets (not attached to walls or worksurfaces) should be ganged for security. Single freestanding files (two and three-high) should be weighted with a counterweight (see Accessories, page 65).	Actual Outside Case Height 50 ^{27/32} "
2 Generation	P2= painted finishes		Actual Inside Case Height 48"
51 27" High	P3= painted finishes		Calibre files are 18" deep.
30 30" Wide	Custom non-metallic paint finishes available at P2 pricing. This excludes metallic paints and white paints. (see color policy page 12)	Rails are provided for filing side-to-side and front-to-back and are adjustable for letter, A4, foolscap, JIS, legal, or EDP papers sizes.	Drawer configurations read from top to bottom of case. Interiors noted with rails consist of front to back and side to side hanging rails. Refer to front planning pages for additional information.
W Individual Locking			
C 12" Drawer with Hanging Rails			
C 12" Drawer with Hanging Rails	For individual locking with security separators replace the "W" with an "X"	All locks must be ordered separately for individually locking files.	Label holders are not included with files. Please see Accessories page 65 .
115 Medium Grey (P1 paint pricing)			

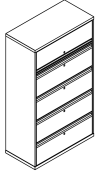
See KnollKeylock program on page 100 for keying information.

Calibre Front Lateral Files with Individual Locking Drawers

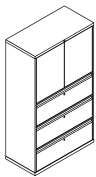
63" High Calibre Front Individual Locking Files

Calibre

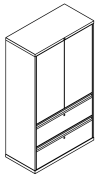
description	w	h	security separator	pattern no.	P1	P2	P3
63" high lateral file, 1-12" receding door with pullout shelf, 4-12" drawers with hanging rails	30"	63"		C2F6330WZCCCC	\$3,201.	\$3,473.	\$3,651.
	30"	63"	Y	C2F6330XZCCCC	3,317.	3,593.	3,770.
	36"	63"		C2F6336WZCCCC	3,518.	3,832.	4,020.
	36"	63"	Y	C2F6336XZCCCC	3,639.	3,950.	4,147.
	42"	63"		C2F6342WZCCCC	3,889.	4,241.	4,454.
	42"	63"	Y	C2F6342XZCCCC	4,004.	4,355.	4,569.



63" high hybrid unit with 24" storage doors and 3-12" drawers with rails	30"	63"		C2H6330WRCCC	3,295.	3,597.	3,778.
	30"	63"	Y	C2H6330XRCCC	3,371.	3,669.	3,859.
	36"	63"		C2H6336WRCCC	3,696.	4,040.	4,237.
	36"	63"	Y	C2H6336XRCCC	3,779.	4,112.	4,320.



63" high hybrid unit with 36" storage doors and 2-12" drawers with hanging rails	30"	63"		C2H6330WTCC	2,911.	3,178.	3,338.
	30"	63"	Y	C2H6330XTCC	2,961.	3,228.	3,389.
	36"	63"		C2H6336WTCC	3,267.	3,568.	3,746.
	36"	63"	Y	C2H6336XTCC	3,318.	3,620.	3,802.



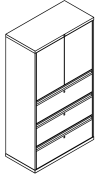
Order Code	Specification Information	Application Notes	Critical Dimensions
Example: C2F6330WZCCCC-115	P1= painted finishes	Multiple freestanding files or cabinets (not attached to walls or worksurfaces) should be ganged for security. Single freestanding files (two and three-high) should be weighted with a counterweight (see Accessories, page 65).	Actual Outside Case Height 62 ^{27/32} "
C Calibre	P2= painted finishes		Actual Inside Case Height 60"
2 Generation	P3= painted finishes		Calibre files are 18" deep
63 63" High	Custom non-metallic paint finishes available at P2 pricing. This excludes metallic paints and white paints. (see color policy page 12)	Rails are provided for filing side-to-side and front-to-back and are adjustable for letter, A4, foolscap, JIS, legal, or EDP papers sizes.	Drawer configurations read from top to bottom of case. Interiors noted with rails consist of front to back and side to side hanging rails. Refer to front planning pages for additional information.
30 30" Wide	For individual locking with security separators replace the "W" with an "X"	All locks must be ordered separately for individually locking files.	Label holders are not included with files. Please see Accessories page 65.
W Individual Locking		See KnollKeylock program on page 100 for keying information.	
Z 12" Receding Door with Pull Out Shelf			
C 12" Drawer with Hanging Rails			
C 12" Drawer with Hanging Rails			
C 12" Drawer with Hanging Rails			
C 12" Drawer with Hanging Rails			
115 Medium Grey (P1 paint pricing)			

Calibre Front Lateral Files with Individual Locking Drawers

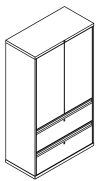
64.5" High Calibre Front Individual Locking Files

Calibre

description	w	h	security separators	pattern no.	P1	P2	P3
64.5" high hybrid unit with 25.5" storage doors and 3-12" drawers with hanging rails	30"	64.5"		C2H6430WSCCC	\$3,230.	\$3,510.	\$3,683.
	30"	64.5"	Y	C2H6430XSCCC	3,298.	3,579.	3,757.
	36"	64.5"		C2H6436WSCCC	3,617.	3,938.	4,131.
	36"	64.5"	Y	C2H6436XSCCC	3,687.	4,009.	4,205.



64.5" high hybrid unit with 37.5" storage doors and 2-12" drawers with hanging rails	30"	64.5"		C2H6430WUCC	2,855.	3,116.	3,267.
	30"	64.5"	Y	C2H6430XUCC	2,907.	3,164.	3,317.
	36"	64.5"		C2H6436WUCC	3,201.	3,486.	3,659.
	36"	64.5"	Y	C2H6436XUCC	3,246.	3,540.	3,715.

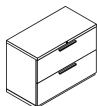

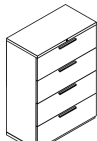


Order Code	Specification Information	Application Notes	Critical Dimensions	
Example: C2F6330WZCCCC-115	P1= painted finishes	Multiple freestanding files or cabinets (not attached to walls or worksurfaces) should be ganged for security. Single freestanding files (two and three-high) should be weighted with a counterweight (see Accessories, page 65).	Actual Outside Case Height 64 ^{27/32} "	
C Calibre	P2= painted finishes		Actual Inside Case Height 61 1/2"	
2 Generation	P3= painted finishes		Calibre files are 18" deep.	
63 63" High	Custom non-metallic paint finishes available at P2 pricing. This excludes metallic paints and white paints. (see color policy page 12)	Rails are provided for filing side-to-side and front-to-back and are adjustable for letter, A4, foolscap, JIS, legal, or EDP papers sizes. All locks must be ordered separately for individually locking files.	Drawer configurations read from top to bottom of case. Interiors noted with rails consist of front to back and side to side hanging rails. Refer to front planning pages for additional information.	
30 30" Wide				
W Individual Locking	For individual locking with security separators replace the "W" with an "X"			
S 25.5" Storage Doors				
C 12" Drawer with Hanging Rails	Label holders are not included with files. Please see Accessories page 65 .			
C 12" Drawer with Hanging Rails				
C 12" Drawer with Hanging Rails				
115 Medium Grey (P1 paint pricing)		See KnollKeylock program on page 100 for keying information.		

Laminate Front Lateral Files

2 high, 3 high and 4 high

Calibre

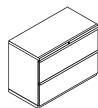
description	w	h	locks	pattern no.	L1	L2
 27" case with 2-12" drawers with hanging rails	30"	27"		C2FL2730ECC	\$1,741.	\$1,873.
	30"	27"	Y	C2FL2730CCC	1,761.	1,892.
	36"	27"		C2FL2736ECC	1,813.	1,971.
	36"	27"	Y	C2FL2736CCC	1,834.	1,992.
	42"	27"		C2FL2742ECC	1,907.	2,086.
	42"	27"	Y	C2FL2742CCC	1,926.	2,106.
 39" case with 3-12" drawers with hanging rails	30"	39"		C2FL3930ECCC	2,433.	2,604.
	30"	39"	Y	C2FL3930CCCC	2,378.	2,622.
	36"	39"		C2FL3936ECCC	2,461.	2,740.
	36"	39"	Y	C2FL3936CCCC	2,481.	2,758.
	42"	39"		C2FL3942ECCC	2,543.	2,899.
	42"	39"	Y	C2FL3942CCCC	2,561.	2,918.
 51" case with 4-12" drawers with hanging rails	30"	51"		C2FL5130ECCCC	3,069.	3,401.
	30"	51"	Y	C2FL5130CCCCC	3,085.	3,422.
	36"	51"		C2FL5136ECCCC	3,148.	3,585.
	36"	51"	Y	C2FL5136CCCCC	3,165.	3,606.
	42"	51"		C2FL5142ECCCC	3,246.	3,788.
	42"	51"	Y	C2FL5142CCCCC	3,265.	3,798.

Order Code	Specification Information	Application Notes	
Example: S2FL2730CCC	L1= L1 laminate finish	Multiple freestanding files or cabinets (not attached to walls or worksurfaces) should be ganged for security. Single freestanding files (two and three-high) should be weighted with a counterweight (see Accessories, page 65).	Actual Outside Case Height 26 ^{27/32} "
C Calibre	L2= L2 laminate finish		Actual Inside Case Height 24"
2 Generation	Note: Laminate Front lateral files will not accept standard lateral file worksurface tops.		Files are 18 ^{7/8} " deep.
FL Lateral File, Laminate Front		Drawer configurations read from top to bottom of case. Interiors noted with rails includes front to back and side to side hanging rails. Refer to front planning pages for additional information.	
27 27" High		Laminate Front files cannot accept add-on modules.	Laminate Front files do not accept Calibre label holders.
30 30" Wide			
C Knoll Lock			
C 12" Drawer with Hanging Rails	Laminate Front files without locks include black Knoll-logo insert in the same position. Insert may be removed to retrofit a lock later.	Rails are provided for filing side-to-side and front-to-back and are adjustable for letter, A4, foolscap, JIS, legal, or EDP papers sizes.	
C 12" Drawer with Hanging Rails			
118 Case Paint Finish			
118 Laminate Front Finish		See KnollKey lock program on page 100 for keying information.	
T Pull Type			
AA Pull Finish			

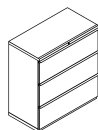
Series 2 Front Lateral Files
“Limited Availability”
2 high, 3 high and 4 high

Calibre

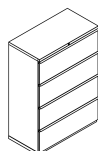
description	w	h	lock	pattern no.	P1	P2	P3
27" case with 2-12" drawers with hanging rails	30"	27"		S2F2730ECC	\$1,332.	\$1,469.	\$1,544.
	30"	27"	Y	S2F2730CCC	1,415.	1,560.	1,640.
	36"	27"		S2F2736ECC	1,502.	1,654.	1,739.
	36"	27"	Y	S2F2736CCC	1,591.	1,748.	1,843.
	42"	27"		S2F2742ECC	1,634.	1,804.	1,887.
	42"	27"	Y	S2F2742CCC	1,716.	1,899.	1,988.





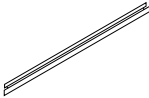

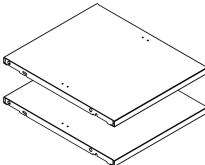
39" case with 3-12" drawers with hanging rails	30"	39"		S2F3930ECCC	1,837.	2,026.	2,125.
	30"	39"	Y	S2F3930CCCC	1,915.	2,113.	2,221.
	36"	39"		S2F3936ECCC	2,042.	2,253.	2,373.
	36"	39"	Y	S2F3936CCCC	2,133.	2,350.	2,471.
	42"	39"		S2F3942ECCC	2,234.	2,466.	2,578.
	42"	39"	Y	S2F3942CCCC	2,321.	2,557.	2,688.



51" case with 4-12" drawers with hanging rails	30"	51"		S2F5130ECCCC	2,364.	2,599.	2,739.
	30"	51"	Y	S2F5130CCCC	2,448.	2,696.	2,836.
	36"	51"		S2F5136ECCCC	2,657.	2,932.	3,082.
	36"	51"	Y	S2F5136CCCC	2,748.	3,029.	3,178.
	42"	51"		S2F5142ECCCC	2,970.	3,271.	3,428.
	42"	51"	Y	S2F5142CCCC	3,050.	3,365.	3,532.



Order Code	Specification Information	Application Notes	Critical Dimensions
Example: S2F2730CCC-115	P1= painted finishes	Multiple freestanding files or cabinets (not attached to walls or worksurfaces) should be ganged for security. Single freestanding files (two and three-high) should be weighted with a counterweight (see Accessories, page 65).	Actual Outside Case Height 26 ^{27/32} "
S Series 2 Front	P2= painted finishes		Actual Inside Case Height 24"
2 Generation	P3= painted finishes		S2 files are 18 ^{7/8} " deep.
F Lateral File	Note: S2 front lateral files will not accept standard lateral file worksurface tops.	Rails are provided for filing side-to-side and front-to-back and are adjustable for letter, A4, foolscap, JIS, legal, or EDP papers sizes.	Drawer configurations read from top to bottom of case. Interiors noted with rails includes front to back and side to side hanging rails. Refer to front planning pages for additional information.
27 27" High	Series 2 front files cannot accept add-on modules.	See KnollKey lock program on page 100 for keying information.	Label holders are not included with files. Please see Accessories page 65 .
30 30" Wide	Series 2 front files without locks include black Knoll-logo insert in the same position. Insert may be removed to retrofit a lock later.		
C Knoll Lock			
C 12" Drawer with Hanging Rails			
C 12" Drawer with Hanging Rails			
115 Medium Grey (P1 paint pricing)			

description	h	d	w	pattern no.	list price	P1	P2	P3
Label holder, (package of 10) 				5ZNNL	\$71.			
Front-to-back hanging rails (2) 				5ZNNF	74.			
Hanging rail (1) 			30"	5Z4NB	26.			
			36"	5Z6NB	26.			
			42"	5Z8NB	26.			
Counterweight kit for freestanding files and cabinets 			30"	5Z4C2NM	197.			
			36"	5Z6C2NM	197.			
			42"	5Z8C2NM	197.			
Adjustable cabinet shelves (package of 2) 			15"	5ZAC2AS		98.	107.	110.
			18"	5ZCC2AS		98.	107.	110.
			30"	5Z4C2AS		149.	169.	175.
			36"	5Z6C2AS		149.	169.	175.

Application Notes

Label Holders

Label holders are designed for standard Calibre fronts. Paper labels are included.

Hanging Rails

Hanging rails for front-to-back and side-to-side filing are provided standard. Order two hanging rails and front-to-back hanging rails as needed to convert a component.

Ganging Hardware Kit

Multiple freestanding files or cabinets should be ganged for security.

Counterweight Kit

Single freestanding files (two and three-high) should be weighted with a counterweight. Specify according to case width.

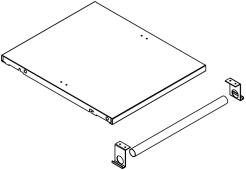
Lateral file top intended for use with Calibre front files only.

Adjustable Dividers

Fixed shelves with receding door include attachment back and three D-ring shelf dividers, standard. Separately specified Attachment Back with three D-ring dividers is available for use within rollout drawers and pullout shelves with openings 10.5" high or larger. Attachment backs are not designed for use within 3", 6", 7.5" or 9" openings. Additional adjustable dividers (5ZNNE) may be specified as needed.

Adjustable Shelves

Adjustable shelves are painted in Black standard. If Calibre standard P1, P2 or P3 paints are required add a "P" suffix to the pattern number and select the appropriate paint grade. Example 5ZAC2ASP

description	h	d	w	pattern no.	list price	P1	P2	P3
Coat rod with shelf (package of 1) 			15"	5ZAC2NR	\$98.			
			18"	5ZCC2NR	98.			
			30"	5Z4C2NR	98.			
			36"	5Z6C2NR	98.			
Attachment Back with D-Ring Dividers			30"	5Z4N2P	64.			
			36"	5Z6N2P	64.			
			42"	5Z8N2P	64.			
Adjustable dividers (package of 3)	8 ³ / ₈ "	9 ¹ / ₂ "	2"	5ZNNE	41.			
Ganging hardware kit				5Z4NN	n/c			

Application Notes

Label Holders

Label holders are designed for standard Calibre fronts. Paper labels are included.

Hanging Rails

Hanging rails for front-to-back and side-to-side filing are provided standard. Order two hanging rails and front-to-back hanging rails as needed to convert a component.

Ganging Hardware Kit

Multiple freestanding files or cabinets should be ganged for security.

Counterweight Kit

Single freestanding files (two and three-high) should be weighted with a counterweight. Specify according to case width.

Lateral file top intended for use with Calibre front files only.

Adjustable Dividers

Fixed shelves with receding door include attachment back and three D-ring shelf dividers, standard. Separately specified Attachment Back with three D-ring dividers is available for use within rollout drawers and pullout shelves with openings 10.5" high or larger. Attachment backs are not designed for use within 3", 6", 7.5" or 9" openings. Additional adjustable dividers (5ZNNE) may be specified as needed.

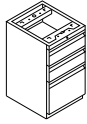
Adjustable Shelves

Adjustable shelves are painted in Black standard. If Calibre standard P1, P2 or P3 paints are required add a "P" suffix to the pattern number and select the appropriate paint grade. Example 5ZAC2ASP

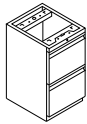
Calibre Pedestals
floorstanding pedestal - 18" deep
"Limited Availability"

Calibre

description	w	d	h	lock	pattern no.	P1	P2	P3
Floorstanding pedestal	15"	18"	26 ⁷ / ₈ "		3B18E05	\$1,077.	\$1,134.	\$1,190.
05 = box/box/file	15"	18"	26 ⁷ / ₈ "	Y	3B18C05	1,137.	1,195.	1,257.



Floorstanding pedestal	15"	18"	26 ⁷ / ₈ "		3B18E07	1,033.	1,084.	1,141.
07 = file/file	15"	18"	26 ⁷ / ₈ "	Y	3B18C07	1,092.	1,148.	1,201.



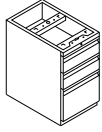
Calibre Front Pedestals

Order Code	Specification Information	Application Notes
Example: 3B18C07-612	<i>To order, specify:</i>	18" floorstanding pedestals to be used beneath 18" deep worksurfaces, credenzas, and return tops.
3 Standard height	1. Pattern number	
B Floorstanding pedestal	2. Pedestal lock options	
18 18" deep	3. Pedestal configurations	
C Knoll lock	4. Paint finish options	
7 File/file	<i>Pedestal lock options:</i>	Pedestals are attached to either end of any worksurface over 30"W. Case construction allows use of pedestals as worksurface support.
612 Medium metallic grey	C Knoll lock	
	E No lock	
	<i>Pedestal configuration options:</i>	Standard depth file drawers accommodate letter-width filing front-to-back and legal width side-to-side.
	05 = 6/6/12	
	07 = 12/12	
	See page 15 for paint finishes.	File drawers include file hanging bars.
	Add an "F" to the end of the pattern number to receive full extension slides on all box drawers. Upcharge is \$25 list per pedestal.	Additional pedestal accessories must be ordered separately, see page 79.
		18"d pedestal file drawer provides 16" of letter filing and 12.5" of legal filing.
		Pedestals are available in painted steel only with standard Calibre fronts.
		Standard = 14 ⁷ / ₈ "W x 17 ¹ / ₄ "D x 26 ⁷ / ₈ "H(± ¹ / ₁₆ ")
		<i>Options:</i>
		Calibre pedestals without locks include black, Knoll-logo insert in the same position. Insert may be removed to retrofit a lock later.

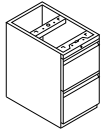
Calibre Pedestals
floorstanding pedestal - 24" deep
"Limited Availability"

Calibre

description	w	d	h	lock	pattern no.	P1	P2	P3
Floorstanding pedestal	15"	24"	26 ⁷ / ₈ "		3B24E05	\$1,199.	\$1,262.	\$1,327.
05 = box/box/file	15"	24"	26 ⁷ / ₈ "	Y	3B24C05	1,258.	1,326.	1,388.



Floorstanding pedestal	15"	24"	26 ⁷ / ₈ "		3B24E07	1,150.	1,207.	1,269.
07 = file/file	15"	24"	26 ⁷ / ₈ "	Y	3B24C07	1,204.	1,269.	1,335.

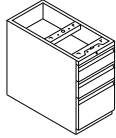


Order Code	Specification Information	Application Notes
Example: 3B24C07-612	<i>To order, specify:</i>	24" floorstanding pedestals to be used beneath 24" deep worksurfaces, credenzas, and return tops.
3 Standard height	1. Pattern number	Pedestals are attached to either end of any worksurface over 30"W. Case construction allows use of pedestals as worksurface support.
B Floorstanding pedestal	2. Pedestal lock options	Standard depth file drawers accommodate letter-width filing front-to-back and legal width side-to-side.
24 24" deep	3. Pedestal configurations	File drawers include file hanging bars.
C Knoll lock	4. Paint finish options	Additional pedestal accessories must be ordered separately, see page 79.
7 File/file	<i>Pedestal lock options:</i>	24"d pedestal file drawer provides 21.25" of letter filing and 12.5" of legal filing.
612 Medium metallic grey	C Knoll lock E No lock	
	<i>Pedestal configuration options:</i> 05 = 6/6/12 07 = 12/12 See page 15 for paint finishes.	
	Add an "F" to the end of the pattern number to receive full extension slides on all box drawers. Upcharge is \$25 list per pedestal.	

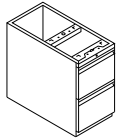
Calibre Pedestals
floorstanding pedestal - 30" deep
"Limited Availability"

Calibre

description	w	d	h	lock	pattern no.	P1	P2	P3
Floorstanding pedestal	15"	30"	26 ⁷ / ₈ "		3B30E05	\$1,262.	\$1,327.	\$1,389.
05 = box/box/file	15"	30"	26 ⁷ / ₈ "	Y	3B30C05	1,323.	1,381.	1,457.



Floorstanding pedestal	15"	30"	26 ⁷ / ₈ "		3B30E07	1,204.	1,269.	1,335.
07 = file/file	15"	30"	26 ⁷ / ₈ "	Y	3B30C07	1,268.	1,330.	1,395.

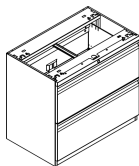


Calibre Front Pedestals

Order Code	Specification Information	Application Notes
Example: 3B30C07-612	<i>To order, specify:</i>	30" floorstanding pedestals to be used beneath 30" deep worksurfaces, credenzas, and return tops.
3 Standard height	1. Pattern number	
B Floorstanding pedestal	2. Pedestal lock options	
30 30" deep	3. Pedestal configurations	
C Knoll lock	4. Paint finish options	
7 File/file	<i>Pedestal lock options:</i>	Pedestals are attached to either end of any worksurface over 30"W. Case construction allows use of pedestals as worksurface support.
612 Medium metallic grey	C Knoll lock	
	E No lock	
	<i>Pedestal configuration options:</i>	Standard depth file drawers accommodate letter-width filing front-to-back and legal width side-to-side.
	05 = 6/6/12	
	07 = 12/12	
	See page 15 for paint finishes.	File drawers include file hanging bars.
	Add an "F" to the end of the pattern number to receive full extension slides on all box drawers. Upcharge is \$25 list per pedestal.	Additional pedestal accessories must be ordered separately, see page 42.
		30"d pedestal file drawer provides 27.25" of letter filing and 12.5" of legal filing.
		Pedestals are available in painted steel only with standard Calibre fronts.
		Standard = 14 ⁷ / ₈ "W x 29 ¹ / ₄ "D x 26 ⁷ / ₈ "H(+/- 1/16")
		<i>Options:</i>
		Calibre pedestals without locks include black, Knoll-logo insert in the same position. Insert may be removed to retrofit a lock later.
		Pedestal accessories, see page 79.

double-wide floorstanding pedestal w/lock - 19" deep
"Limited Availability"

description	type	w	d	h	lock	pattern no.	P1	P2	P3
Double-wide pedestal	std height	30"	18 ³ / ₄ "	26 ⁷ / ₈ "	Y	3DW4CC	\$1,291.	\$1,411.	\$1,489.
	std height	36"	18 ³ / ₄ "	26 ⁷ / ₈ "	Y	3DW6CC	1,411.	1,556.	1,637.



Order Code	Specification Information	Application Notes
Example: 3DW4CC-613	<i>To order, specify:</i>	The double-wide pedestal incorporates two 12" drawers in a 30" or 36" width and is intended for below workstation applications only.
3 Standard height	1. Pattern number	
DW Double-wide	2. Paint finish	The double-wide pedestal cannot be used as a freestanding standalone item. It is designed to attach to a systems worksurface and therefore does not have a finished top or interlock mechanism to prevent both drawers from being opened simultaneously.
4 30" wide	See page 15 for paint finishes.	
C Calibre front		Includes hanging file bars for letter, legal, front-to-back and side-to-side filing.
C Knoll lock		
613 Silver paint finish		<p>Double-wide pedestal is nominally 19"D and will not fit under 18"D worksurfaces.</p> <p>The actual depth of doublewide pedestals is 18³/₄"</p>

See page 5 for 30"w and 36"w filing capacities.

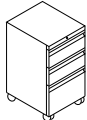
Calibre Pedestals
mobile pedestal - 18" deep
without handle
"Limited Availability"

Calibre

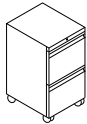
description	w	d	h	lock	pattern no.	P1	P2	P3
Mobile pedestal 01 = box/file	15"	18"	20 ³ / ₈ "	Y	3C18C01	\$1,427.	\$1,499.	\$1,574.



Mobile pedestal 05 = box/box/file	15"	18"	26 ³ / ₈ "	Y	3C18C05	1,529.	1,600.	1,686.
--------------------------------------	-----	-----	----------------------------------	---	----------------	--------	--------	--------



Mobile pedestal 07 = file/file	15"	18"	26 ³ / ₈ "	Y	3C18C07	1,467.	1,537.	1,617.
-----------------------------------	-----	-----	----------------------------------	---	----------------	--------	--------	--------



Calibre Front Pedestals

Order Code	Specification Information	Application Notes
Example: 3C18C01-612	To order specify:	Mobile pedestals to be used beneath 24", 30" or 36" deep worksurfaces, credenzas, and return tops.
3 Standard height	1. Pattern number	
C Mobile pedestal	2. Pedestal lock options	Mobile pedestals include locking casters.
18 17 ¹ / ₂ " deep	3. Pedestal configurations	Mobile pedestals will not fit under machine height worksurfaces.
C Knoll lock	4. Paint finish options	File drawers include file hanging bars.
01 box/file	Pedestal lock options: C Knoll lock	Pedestals are available in painted steel and are offered with standard Calibre fronts only.
612 Medium metallic grey	Pedestal configuration options: 01 = 6/12 05 = 6/6/12 07 = 12/12	
	See page 15 for paint finishes.	
	Add an "F" to the end of the pattern number to receive full extension slides on all box drawers. Upcharge is \$25 list per pedestal.	

Actual dimensions are:
14⁷/₈" W x 16³/₄" D
Options:
Pedestal accessories, see page 79.
18" d pedestal file drawer provides 16" of letter filing or 12.5" of legal filing.

Calibre Pedestals
mobile pedestal - 18" deep
with handle
"Limited Availability"

Calibre

description	w	d	h	lock	pattern no.	P1	P2	P3
Mobile pedestal 01 = box / file	15"	18"	20 ⁵ / ₈ "	Y	3C18CP01	\$1,540.	\$1,618.	\$1,698.



Mobile pedestal 05 = box / box / file	15"	18"	26 ³ / ₈ "	Y	3C18CP05	1,647.	1,722.	1,808.
--	-----	-----	----------------------------------	---	-----------------	--------	--------	--------



Mobile pedestal 07 = file / file	15"	18"	26 ³ / ₈ "	Y	3C18CP07	1,585.	1,660.	1,742.
-------------------------------------	-----	-----	----------------------------------	---	-----------------	--------	--------	--------



Order Code	Specification Information	Application Notes
Example: 3C18CP01-612	To order specify:	Mobile pedestals to be used beneath 24", 30" or 36" deep worksurfaces, credenzas, and return tops.
3 Standard height	1. Pattern number	Actual dimensions are: 14 ⁷ / ₈ " W x 16 ³ / ₄ " D
C Mobile pedestal	2. Pedestal lock options	Options: Pedestal accessories, see page 79.
18 17 ¹ / ₂ " deep	3. Pedestal configurations	18" d pedestal file drawer provides 16" of letter filing or 12.5" of legal filing.
C Knoll lock	4. Paint finish options	
P with handle	Pedestal lock options: C Knoll lock	Mobile pedestals include locking casters.
01 box/file	Pedestal configuration options: 01 = 6/12 05 = 6/6/12 07 = 12/12	Mobile pedestals will not fit under machine height worksurfaces.
612 Medium metallic grey	See page 15 for paint finishes.	File drawers include file hanging bars.
	Add an "F" to the end of the pattern number to receive full extension slides on all box drawers. Upcharge is \$25 list per pedestal.	Pedestals are available in painted steel and are offered with standard Calibre fronts only.
		Pedestal handle is black.

Calibre Pedestals

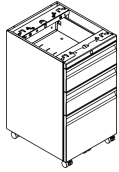
Calibre

*mobile pedestal - 18" deep
without top and without handle
(pedestal cushion ordered separately)
"Limited Availability"*

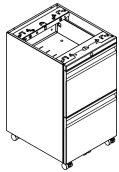
description	w	d	h	locks	pattern no.	P1	P2	P3
Mobile pedestal 01 = box / file	15"	18"	20 ⁵ / ₈ "	Y	3O18C01	\$1,305.	\$1,379.	\$1,451.



Mobile pedestal 05 = box / box / file	15"	18"	26 ³ / ₈ "	Y	3O18C05	1,401.	1,482.	1,552.
--	-----	-----	----------------------------------	---	----------------	--------	--------	--------



Mobile pedestal 07 = file / file	15"	18"	26 ³ / ₈ "	Y	3O18C07	1,344.	1,411.	1,488.
-------------------------------------	-----	-----	----------------------------------	---	----------------	--------	--------	--------



Calibre Front Pedestals

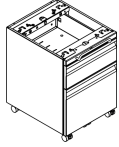
Order Code	Specification Information	Application Notes
Example: 3O18C01-612	To order specify:	Mobile pedestals to be used beneath 24", 30" or 36" deep worksurfaces, credenzas, and return tops.
3 Standard height	1. Pattern number	Mobile pedestals include locking casters.
O Mobile pedestal without top	2. Pedestal lock options	Mobile pedestals will not fit under machine height worksurfaces.
18 17 ¹ / ₂ " deep	3. Pedestal configurations	File drawers include file hanging bars.
C Knoll lock	4. Paint finish options	Pedestals are available in painted steel and are offered with standard Calibre fronts only.
01 box/file	Pedestal lock options: C Knoll lock	
612 Medium metallic grey	Pedestal configuration options: 01 = 6/12 05 = 6/6/12 07 = 12/12	
	See page 15 for paint finishes.	
	Add an "F" to the end of the pattern number to receive full extension slides on all box drawers. Upcharge is \$25 list per pedestal.	

Calibre Pedestals

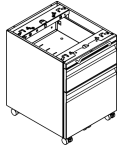
Calibre

*mobile pedestal - 18" deep
without top and with handle
(pedestal cushion ordered separately)
"Limited Availability"*

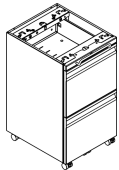
description	w	d	h	lock	pattern no.	P1	P2	P3
Mobile pedestal 01 = box / file	15"	18"	20 ⁵ / ₈ "	Y	3O18CP01	\$1,426.	\$1,492.	\$1,569.



Mobile pedestal 05 = box / box / file	15"	18"	26 ³ / ₈ "	Y	3O18CP05	1,525.	1,595.	1,675.
--	-----	-----	----------------------------------	---	-----------------	--------	--------	--------



Mobile pedestal 07 = file/ file	15"	18"	26 ³ / ₈ "	Y	3O18CP07	1,461.	1,533.	1,610.
------------------------------------	-----	-----	----------------------------------	---	-----------------	--------	--------	--------

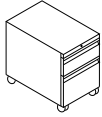


Order Code	Specification Information	Application Notes
Example: 3O18P01-612	To order specify:	Mobile pedestals to be used beneath 24", 30" or 36" deep worksurfaces, credenzas, and return tops.
3 Standard height	1. Pattern number	Actual dimensions are: 14 ⁷ / ₈ " W x 16 ³ / ₄ "D
O Mobile pedestal without top	2. Pedestal lock options	18"d pedestal file drawer provides 16" of letter filing or 12.5" of legal filing.
18 17 ¹ / ₂ " deep	3. Pedestal configurations	Mobile pedestals include locking casters.
C Knoll lock	4. Paint finish options	Mobile pedestals will not fit under machine height worksurfaces.
P with handle	Pedestal lock options: C Knoll lock	File drawers include file hanging bars.
01 box/file	Pedestal configuration options: 01 = 6/12 05 = 6/6/12 07 = 12/12	Pedestals are available in painted steel and are offered with standard Calibre fronts only.
612 Medium metallic grey	See page 15 for paint finishes.	Pedestal handle is black.
	Add an "F" to the end of the pattern number to receive full extension slides on all box drawers. Upcharge is \$25 list per pedestal.	

Calibre Pedestals
mobile pedestal - 24" deep
without handle
"Limited Availability"

Calibre

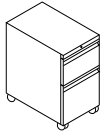
description	w	d	h	lock	pattern no.	P1	P2	P3
Mobile pedestal 01 = box/file	15"	24"	20 ³ / ₈ "	Y	3C24C01	\$1,586.	\$1,670.	\$1,754.



Mobile pedestal 05 = box/box/file	15"	24"	26 ³ / ₈ "	Y	3C24C05	1,692.	1,776.	1,868.
--------------------------------------	-----	-----	----------------------------------	---	----------------	--------	--------	--------



Mobile pedestal 07 = file/file	15"	24"	26 ³ / ₈ "	Y	3C24C07	1,622.	1,708.	1,794.
-----------------------------------	-----	-----	----------------------------------	---	----------------	--------	--------	--------



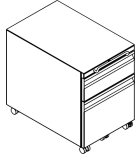
Calibre Front Pedestals

Order Code	Specification Information	Application Notes
Example: 3C24C01-612	To order specify:	Mobile pedestals to be used beneath 24", 30" or 36" deep worksurfaces, credenzas, and return tops.
3 Standard height	1. Pattern number	Actual dimensions are: 14 ⁷ / ₈ " W x 22 ³ / ₄ " D
C Mobile pedestal	2. Pedestal lock options	Options:
24 23 ¹ / ₂ " deep	3. Pedestal configurations	Pedestal accessories, see page 79.
C Knoll lock	4. Paint finish options	24"d pedestal file drawer provides 21.25" of letter filing or 12.5" of legal filing.
01 box/file	Pedestal lock options: C Knoll lock	26 ³ / ₈ " Mobile pedestals will not fit under machine height worksurfaces.
612 Medium metallic grey	Pedestal configuration options: 01 = 6/12 05 = 6/6/12 07 = 12/12	File drawers include file hanging bars.
	See page 15 for paint finishes.	Additional pedestal accessories must be ordered separately.
	Add an "F" to the end of the pattern number to receive full extension slides on all box drawers. Upcharge is \$25 list per pedestal.	Pedestals are available in painted steel and are offered with standard Calibre fronts only.

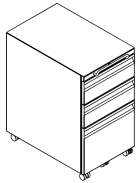
Calibre Pedestals
mobile pedestal - 24" deep
with handle
"Limited Availability"

Calibre

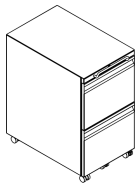
description	w	d	h	lock	pattern no.	P1	P2	P3
Mobile pedestal 01 = box / file	15"	24"	20 ⁵ / ₈ "	Y	3C24CP01	\$1,706.	\$1,785.	\$1,880.



Mobile pedestal 05 = box / box / file	15"	24"	26 ³ / ₈ "	Y	3C24CP05	1,809.	1,895.	1,991.
--	-----	-----	----------------------------------	---	-----------------	--------	--------	--------



Mobile pedestal 07 = file / file	15"	24"	26 ³ / ₈ "	Y	3C24CP07	1,744.	1,826.	1,916.
-------------------------------------	-----	-----	----------------------------------	---	-----------------	--------	--------	--------



Order Code	Specification Information	Application Notes
Example: 3C24CP01-612	To order specify:	Mobile pedestals to be used beneath 24", 30" or 36" deep worksurfaces, credenzas, and return tops.
3 Standard height	1. Pattern number	Actual dimensions are: 14 ⁷ / ₈ " W x 22 ³ / ₄ " D
C Mobile pedestal	2. Pedestal lock options	Options:
24 23 1/2" deep	3. Pedestal configurations	Pedestal accessories, see page 79.
C Knoll lock	4. Paint finish options	24"d pedestal file drawer provides 21.25" of letter filing or 12.5" of legal filing.
P with handle	Pedestal lock options:	26 ³ / ₈ " Mobile pedestals will not fit under machine height worksurfaces.
01 box/file	C Knoll lock	File drawers include file hanging bars.
612 Medium metallic grey	Pedestal configuration options:	Additional pedestal accessories must be ordered separately.
	01 = 6/12	Pedestals are available in painted steel and are offered with standard Calibre fronts only.
	05 = 6/6/12	Pedestal handle is black.
	07 = 12/12	
	See page 15 for paint finishes.	
	Add an "F" to the end of the pattern number to receive full extension slides on all box drawers. Upcharge is \$25 list per pedestal.	

Calibre Pedestals

Calibre

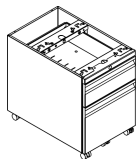
mobile pedestal - 24" deep

without top

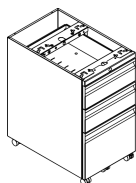
(pedestal cushion ordered separately)

"Limited Availability"

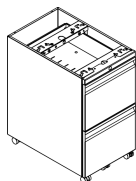
description	w	d	h	lock	pattern no.	P1	P2	P3
Mobile pedestal 01 = box / file	15"	24"	20 ⁵ / ₈ "	Y	3O24C01	\$1,462.	\$1,542.	\$1,618.



Mobile pedestal 05 = box / box / file	15"	24"	26 ³ / ₈ "	Y	3O24C05	1,564.	1,649.	1,731.
--	-----	-----	----------------------------------	---	----------------	--------	--------	--------



Mobile pedestal 07 = file / file	15"	24"	26 ³ / ₈ "	Y	3O24C07	1,496.	1,579.	1,660.
-------------------------------------	-----	-----	----------------------------------	---	----------------	--------	--------	--------



Calibre Front Pedestals

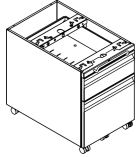
Order Code	Specification Information	Application Notes
Example: 3O24C01-612	To order specify:	Mobile pedestals to be used beneath 24", 30" or 36" deep worksurfaces, credenzas, and return tops.
3 Standard height	1. Pattern number	Actual dimensions are: 14 ⁷ / ₈ " W x 22 ³ / ₄ " D
O Mobile pedestal without top	2. Pedestal lock options	Options:
24 23 ¹ / ₂ " deep	3. Pedestal configurations	Pedestal accessories, see page 79.
C Knoll lock	4. Paint finish options	24"d pedestal file drawer provides 21.25" of letter filing or 12.5" of legal filing.
01 box/file	Pedestal lock options: C Knoll lock	26 ³ / ₈ " Mobile pedestals will not fit under machine height worksurfaces.
612 Medium metallic grey	Pedestal configuration options: 01 = 6/12 05 = 6/6/12 07 = 12/12	File drawers include file hanging bars.
	See page 15 for paint finishes.	Additional pedestal accessories must be ordered separately.
	Add an "F" to the end of the pattern number to receive full extension slides on all box drawers. Upcharge is \$25 list per pedestal.	Pedestals are available in painted steel and are offered with standard Calibre fronts only.

Calibre Pedestals

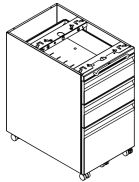
Calibre

*mobile pedestal - 24" deep
without top and with handle
(pedestal cushion ordered separately)
"Limited Availability"*

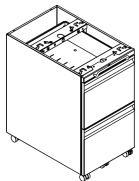
description	w	d	h	lock	pattern no.	P1	P2	P3
Mobile pedestal 01 = box / file	15"	24"	20 ⁵ / ₈ "	Y	3O24CP01	\$1,578.	\$1,659.	\$1,740.



Mobile pedestal 05 = box / box / file	15"	24"	26 ³ / ₈ "	Y	3O24CP05	1,681.	1,766.	1,851.
--	-----	-----	----------------------------------	---	-----------------	--------	--------	--------


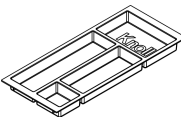


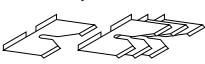


Mobile pedestal 07 = file / file	15"	24"	26 ³ / ₈ "	Y	3O24CP07	1,617.	1,697.	1,784.
-------------------------------------	-----	-----	----------------------------------	---	-----------------	--------	--------	--------



Order Code	Specification Information	Application Notes
Example: 3O24CP01-612	To order specify:	Mobile pedestals to be used beneath 24", 30" or 36" deep worksurfaces, credenzas, and return tops.
3 Standard height	1. Pattern number	Actual dimensions are: 14 ⁷ / ₈ " W x 22 ³ / ₄ " D
O Mobile pedestal without top	2. Pedestal lock options	Options: Pedestal accessories, see page 79.
24 23 ¹ / ₂ " deep	3. Pedestal configurations	24" d pedestal file drawer provides 21.25" of letter filing or 12.5" of legal filing.
C Knoll lock	4. Paint finish options	Mobile pedestals include locking casters.
P with handle	Pedestal lock options: C Knoll lock	26 ³ / ₈ " Mobile pedestals will not fit under machine height worksurfaces.
01 box/file	Pedestal configuration options: 01 = 6/12 05 = 6/6/12 07 = 12/12	File drawers include file hanging bars.
612 Medium metallic grey	See page 15 for paint finishes.	Additional pedestal accessories must be ordered separately.
	Add an "F" to the end of the pattern number to receive full extension slides on all box drawers. Upcharge is \$25 list per pedestal.	Pedestals are available in painted steel and are offered with standard Calibre fronts only.
		Pedestal handle is black.

*Drawer Inserts**"Limited Availability"*

description	type	pattern no.	list price
File hanging bars 		CD1-FS	\$50.
Pencil tray 	black	CD2PTN	63.
	clear	CD2PTC	73.
Drawer divider, box 		CD1-BD	50.
Drawer divider, file 		CD1-FD	52.
Stationery inserts, four trays, for box drawer 		CD1-ST	241.
Pedestal Lock Kit		CD1LKKT	77.

Order Code	Specification Information	Application Notes
	File Hanging Bars, Drawer Dividers and Stationary Inserts are not compatible with pedestals shipped March 21, 2022 or later.	<p>File hanging bars come in a set of two.</p> <p>Pencil tray works in both personal and box drawer sizes.</p> <p>Dimensions listed are actual ($\pm 1/16"$).</p> <p>Stationery inserts (four trays, for box drawer).</p> <p>All accessories are finished in black.</p> <p>Pedestal lock kit includes all components necessary to convert a non-locking pedestal to a locking unit.</p>

Calibre Pedestal Accessories

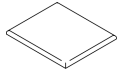
Calibre

pedestal cushion

fabric

“Limited Availability”

description	w	d	h	pattern no.	A	COM B	C	D	E	F	G	H	I
Cushion	15"	18"	1"	C1PAD18 ()	\$269.	\$315.	\$354.	\$373.	\$396.	\$438.	\$482.	\$545.	\$564.
	15"	24"	1"	C1PAD24 ()	336.	373.	438.	459.	498.	545.	606.	669.	692.



Order Code	Specification Information	Application Notes
Example: C1PAD24B-K124-9		
C Calibre	There is a \$79 upcharge on CAL133 backing on the cushion.	Pedestal cushions are for use on mobile pedestals without tops.
1 Generation 1	Consult page 15 for available fabrics.	
PAD Cushion		
24 24"d		
B Grade B	Pedestal cushions are upholstered (from the front to the back of the pedestal) with the fabric direction matching the textile sample.	
K124/9 Dristi Cumin		For Customers Own Material (COM) applications, specify .75 yards of fabric for 17 inch deep mobile pedestal seat cushions, and .90 yards for 23 inch deep seat cushion.

Calibre Pedestal Accessories

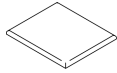
Calibre

pedestal cushion

leather

“Limited Availability”

description	w	d	h	pattern no.	COM U	V	W	X	Y
Cushion	15"	18"	1"	C1PAD18 ()	\$523.	\$623.	\$771.	\$793.	\$831.
	15"	24"	1"	C1PAD24 ()	669.	793.	978.	1,026.	1,084.



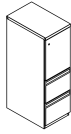
Order Code	Specification Information	Application Notes
Example: C1PAD24B-K124-9		
C Calibre	There is a \$108 upcharge for perforated leather.	Pedestal cushions are for use on mobile pedestals without tops.
1 Generation 1	Consult page 15 for available leathers.	For Customers Own Leather (COL) applications, specify 11.5 sq. feet of leather for 17 inch deep mobile pedestal seat cushions, and 14.5 sq. feet for 23 inch deep seat cushion.
PAD Cushion		
24 24"d		
B Grade B		
K124/9 Dristi Cumin		

15" Wide Storage Towers

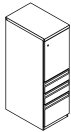
"Limited Availability"

Calibre

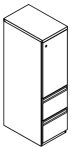
description	type	w	d	height	lock	pattern no.	P1	P2	P3
50" High Single Door tower with two file drawers (right hand shown)	left hand	14 ⁷ / ₈ "	23 ¹ / ₂ "	48 ³ / ₁₆ "	Y	CT3SLH5015FFL	\$2,030.	\$2,231.	\$2,344.
	right hand	14 ⁷ / ₈ "	23 ¹ / ₂ "	48 ³ / ₁₆ "	Y	CT3SRH5015FFL	2,030.	2,231.	2,344.



50" High Single Door tower with two box and one file drawer (right hand shown)	left hand	14 ⁷ / ₈ "	23 ¹ / ₂ "	48 ³ / ₁₆ "	Y	CT3SLH5015BBFL	2,275.	2,503.	2,630.
	right hand	14 ⁷ / ₈ "	23 ¹ / ₂ "	48 ³ / ₁₆ "	Y	CT3SRH5015BBFL	2,275.	2,503.	2,630.



57" High Single Door tower with two file drawers (right hand shown)	left hand	14 ⁷ / ₈ "	23 ¹ / ₂ "	56 ³ / ₁₆ "	Y	CT3SLH5715FFL	2,124.	2,337.	2,454.
	right hand	14 ⁷ / ₈ "	23 ¹ / ₂ "	56 ³ / ₁₆ "	Y	CT3SRH5715FFL	2,124.	2,337.	2,454.



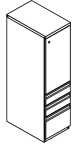
Order Code	Specification Information	Application Notes	Critical Dimensions
Example: CT3SBLH5715BBFL-111	<p>For non-locking towers, deduct as follows from the list price for each unit: Deduct \$30 for (1) lock unit, \$60 for a (2) lock unit, and \$75 for a (3) lock unit. Substitute the "L" suffix with an "N" within the pattern number to designate a non-locking unit, example (CT3SLH5015BBFN)</p> <p>All Towers are standard with (1) full depth adjustable shelf.</p>	<p>Hanging rails and other accessories are not included and must be ordered separately. (<i>See Pedestal Accessories</i>)</p> <p>Half depth adjustable shelves and coat hooks may be ordered separately allowing the cupboard area of 15", 24" and 30" wide towers to support binders as well as shorter coats. (<i>See Tower Accessories</i>)</p> <p>24"w and 30"w Side Access and Display towers include (2) locks.</p> <p>Front Access (only) towers with wardrobe include (3) locks.</p>	<p>Dimensions under w, d and h are actual to the nearest 1/16"</p> <p>Note: All towers are configured from the top down with standard combinations of box and file drawers.</p>
CT3			
S			
LH			
57			
15			
B			
B			
F			
L			
111			

15" Wide Storage Towers

"Limited Availability"

Calibre

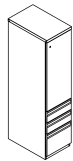
description	type	w	d	height	lock	pattern no.	P1	P2	P3
57" High Single Door tower with two box and one file drawer (right hand shown)	left hand	14 ⁷ / ₈ "	23 ¹ / ₂ "	56 ³ / ₁₆ "	Y	CT3SLH5715BBFL	\$2,373.	\$2,608.	\$2,741.
	right hand	14 ⁷ / ₈ "	23 ¹ / ₂ "	56 ³ / ₁₆ "	Y	CT3SRH5715BBFL	2,373.	2,608.	2,741.



64" High Single Door tower with two file drawers (right hand shown)	left hand	14 ⁷ / ₈ "	23 ¹ / ₂ "	63 ³ / ₁₆ "	Y	CT3SLH6415FFL	2,130.	2,345.	2,464.
	right hand	14 ⁷ / ₈ "	23 ¹ / ₂ "	63 ³ / ₁₆ "	Y	CT3SRH6415FFL	2,130.	2,345.	2,464.



64" High Single Door tower with two box and one file drawer (right hand shown)	left hand	14 ⁷ / ₈ "	23 ¹ / ₂ "	63 ³ / ₁₆ "	Y	CT3SLH6415BBFL	2,386.	2,627.	2,755.
	right hand	14 ⁷ / ₈ "	23 ¹ / ₂ "	63 ³ / ₁₆ "	Y	CT3SRH6415BBFL	2,386.	2,627.	2,755.



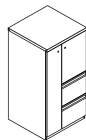
Order Code	Specification Information	Application Notes	Critical Dimensions
Example: CT3SBLH5715BBFL-111	For non-locking towers, deduct as follows from the list price for each unit: Deduct \$30 for (1) lock unit, \$60 for a (2) lock unit, and \$75 for a (3) lock unit. Substitute the "L" suffix with an "N" within the pattern number to designate a non-locking unit, example (CT3SLH5015BBFN)	Hanging rails and other accessories are not included and must be ordered separately. (<i>See Pedestal Accessories</i>)	Dimensions under w , d and h are actual to the nearest 1/16"
CT3 Calibre Storage Tower			
S Single Door	All Towers are standard with (1) full depth adjustable shelf.	Half depth adjustable shelves and coat hooks may be ordered separately allowing the cupboard area of 15", 24" and 30" wide towers to support binders as well as shorter coats. (<i>See Tower Accessories</i>)	Note: All towers are configured from the top down with standard combinations of box and file drawers.
LH Left Hand			
57 57" High	24"w and 30"w Side Access and Display towers include (2) locks.	Front Access (only) towers with wardrobe include (3) locks.	
15 15" Wide			
B Box Drawer			
B Box Drawer			
F File Drawer			
L Locking			
111 Black paint finish			

24" Wide Storage Towers

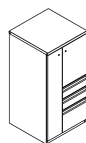
"Limited Availability"

Calibre

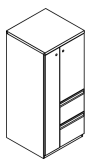
description	type	w	d	h	lock	pattern no.	P1	P2	P3
50" High tower with two file drawers and door and wardrobe (left hand shown)	left hand	23 ⁷ / ₈ "	23 ¹ / ₂ "	48 ⁵ / ₁₆ "	Y	CT3WSLH5024FFL	\$2,506.	\$2,760.	\$2,894.
	right hand	23 ⁷ / ₈ "	23 ¹ / ₂ "	48 ⁵ / ₁₆ "	Y	CT3WSRH5024FFL	2,506.	2,760.	2,894.



50" High tower with two box, one file drawer and door and wardrobe (left hand shown)	left hand	23 ⁷ / ₈ "	23 ¹ / ₂ "	48 ⁵ / ₁₆ "	Y	CT3WSLH5024BBFL	2,746.	3,018.	3,167.
	right hand	23 ⁷ / ₈ "	23 ¹ / ₂ "	48 ⁵ / ₁₆ "	Y	CT3WSRH5024BBFL	2,746.	3,018.	3,167.



57" High tower with two file drawers and door and wardrobe (left hand shown)	left hand	23 ⁷ / ₈ "	23 ¹ / ₂ "	56 ³ / ₁₆ "	Y	CT3WSLH5724FFL	2,657.	2,924.	3,074.
	right hand	23 ⁷ / ₈ "	23 ¹ / ₂ "	56 ³ / ₁₆ "	Y	CT3WSRH5724FFL	2,657.	2,924.	3,074.



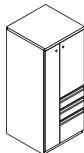
Order Code	Specification Information	Application Notes	Critical Dimensions
Example: CT3SBLH5724BBFL-111	<p>For non-locking towers, deduct as follows from the list price for each unit: Deduct \$30 for (1) lock unit, \$60 for a (2) lock unit, and \$75 for a (3) lock unit. Substitute the "L" suffix with an "N" within the pattern number to designate a non-locking unit, example (CT3SLH5015BBFN)</p> <p>All Towers are standard with (1) full depth adjustable shelf.</p>	<p>Hanging rails and other accessories are not included and must be ordered separately. (<i>See Pedestal Accessories</i>)</p> <p>Half depth adjustable shelves and coat hooks may be ordered separately allowing the cupboard area of 15", 24" and 30" wide towers to support binders as well as shorter coats. (<i>See Tower Accessories</i>)</p> <p>24"w and 30"w Side Access and Display towers include (2) locks.</p> <p>Front Access (only) towers with wardrobe include (3) locks.</p>	<p>Dimensions under w, d and h are actual to the nearest 1/16"</p> <p>Note: All towers are configured from the top down with standard combinations of box and file drawers.</p>
CT3 Calibre Storage Tower			
S Single Door			
LH Left Hand Access			
57 64" High			
24 24" Wide			
B Box Drawer			
B Box Drawer			
F File Drawer			
L Locking			
111 Black paint finish			

24" Wide Storage Towers

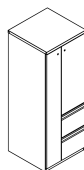
"Limited Availability"

Calibre

description	type	w	d	h	lock	pattern no.	P1	P2	P3
57" High tower with two box, one file drawer and door and wardrobe (left hand shown)	left hand	23 ⁷ / ₈ "	23 ¹ / ₂ "	56 ³ / ₁₆ "	Y	CT3WSLH5724BBFL	\$2,903.	\$3,195.	\$3,356.
	right hand	23 ⁷ / ₈ "	23 ¹ / ₂ "	56 ³ / ₁₆ "	Y	CT3WSRH5724BBFL	2,903.	3,195.	3,356.



64" High tower with two file drawers and door and wardrobe (left hand shown)	left hand	23 ⁷ / ₈ "	23 ¹ / ₂ "	63 ⁵ / ₁₆ "	Y	CT3WSLH6424FFL	2,651.	2,919.	3,063.
	right hand	23 ⁷ / ₈ "	23 ¹ / ₂ "	63 ⁵ / ₁₆ "	Y	CT3WSRH6424FFL	2,651.	2,919.	3,063.



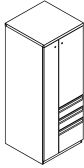
Order Code	Specification Information	Application Notes	Critical Dimensions
Example: CT3SBLH5724BBFL-111	<p>For non-locking towers, deduct as follows from the list price for each unit: Deduct \$30 for (1) lock unit, \$60 for a (2) lock unit, and \$75 for a (3) lock unit. Substitute the "L" suffix with an "N" within the pattern number to designate a non-locking unit, example (CT3SLH5015BBFN)</p> <p>All Towers are standard with (1) full depth adjustable shelf.</p>	<p>Hanging rails and other accessories are not included and must be ordered separately. (<i>See Pedestal Accessories</i>)</p> <p>Half depth adjustable shelves and coat hooks may be ordered separately allowing the cupboard area of 15", 24" and 30" wide towers to support binders as well as shorter coats. (<i>See Tower Accessories</i>)</p> <p>24"w and 30"w Side Access and Display towers include (2) locks.</p> <p>Front Access (only) towers with wardrobe include (3) locks.</p>	<p>Dimensions under w, d and h are actual to the nearest 1/16"</p> <p>Note: All towers are configured from the top down with standard combinations of box and file drawers.</p>
CT3 Calibre Storage Tower			
S Single Door			
LH Left Hand Access			
57 64" High			
24 24" Wide			
B Box Drawer			
B Box Drawer			
F File Drawer			
L Locking			
111 Black paint finish			

24" Wide Storage Towers

"Limited Availability"

Calibre

description	type	w	d	h	lock	pattern no.	P1	P2	P3
64" High tower with two box, one file drawer and door and wardrobe (left hand shown)	left hand	23 ⁷ / ₈ "	23 ¹ / ₂ "	63 ⁵ / ₁₆ "	Y	CT3WSLH6424BBFL	\$2,894.	\$3,185.	\$3,343.
	right hand	23 ⁷ / ₈ "	23 ¹ / ₂ "	63 ⁵ / ₁₆ "	Y	CT3WSRH6424BBFL	2,894.	3,185.	3,343.



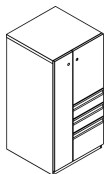
Order Code	Specification Information	Application Notes	Critical Dimensions
Example: CT3SBLH5724BBFL-111	<p>For non-locking towers, deduct as follows from the list price for each unit: Deduct \$30 for (1) lock unit, \$60 for a (2) lock unit, and \$75 for a (3) lock unit. Substitute the "L" suffix with an "N" within the pattern number to designate a non-locking unit, example (CT3SLH5015BBFN)</p> <p>All Towers are standard with (1) full depth adjustable shelf.</p>	<p>Hanging rails and other accessories are not included and must be ordered separately. (<i>See Pedestal Accessories</i>)</p> <p>Half depth adjustable shelves and coat hooks may be ordered separately allowing the cupboard area of 15", 24" and 30" wide towers to support binders as well as shorter coats. (<i>See Tower Accessories</i>)</p> <p>24"w and 30"w Side Access and Display towers include (2) locks.</p> <p>Front Access (only) towers with wardrobe include (3) locks.</p>	<p>Dimensions under w, d and h are actual to the nearest 1/16"</p> <p>Note: All towers are configured from the top down with standard combinations of box and file drawers.</p>
CT3 Calibre Storage Tower			
S Single Door			
LH Left Hand Access			
57 64" High			
24 24" Wide			
B Box Drawer			
B Box Drawer			
F File Drawer			
L Locking			
111 Black paint finish			

24" Wide Storage Towers

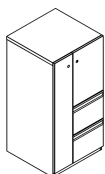
"Limited Availability"

Calibre

description	type	w	d	h	lock	pattern no.	P1	P2	P3
50" High, tower with two box and one file drawer and door and wardrobe (Left hand shown)	left hand	23 ⁷ / ₈ "	23 ¹ / ₂ "	48 ⁵ / ₁₆ "	Y	CT3FWSLH5024BBFL	\$2,792.	\$3,068.	\$3,216.
	right hand	23 ⁷ / ₈ "	23 ¹ / ₂ "	48 ⁵ / ₁₆ "	Y	CT3FWSRH5024BBFL	2,792.	3,068.	3,216.



50" High, tower with two file drawers and door and wardrobe (Left hand shown)	left hand	23 ⁷ / ₈ "	23 ¹ / ₂ "	48 ⁵ / ₁₆ "	Y	CT3FWSLH5024FFL	2,561.	2,812.	2,949.
	right hand	23 ⁷ / ₈ "	23 ¹ / ₂ "	48 ⁵ / ₁₆ "	Y	CT3FWSRH5024FFL	2,561.	2,812.	2,949.



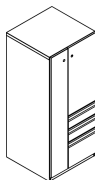
Order Code	Specification Information	Application Notes	Critical Dimensions
Example: CT3SBLH5724BBFL-111	For non-locking towers, deduct as follows from the list price for each unit: Deduct \$30 for (1) lock unit, \$60 for a (2) lock unit, and \$75 for a (3) lock unit. Substitute the "L" suffix with an "N" within the pattern number to designate a non-locking unit, example (CT3SLH5015BBFN)	Hanging rails and other accessories are not included and must be ordered separately. (<i>See Pedestal Accessories</i>)	Dimensions under w , d and h are actual to the nearest 1/16"
CT3 Calibre Storage Tower			
S Single Door	All Towers are standard with (1) full depth adjustable shelf.	Half depth adjustable shelves and coat hooks may be ordered separately allowing the cupboard area of 15", 24" and 30" wide towers to support binders as well as shorter coats. (<i>See Tower Accessories</i>)	Note: All towers are configured from the top down with standard combinations of box and file drawers.
LH Left Hand Access			
57 64" High	24"w and 30"w Side Access and Display towers include (2) locks.	Front Access (only) towers with wardrobe include (3) locks.	
24 24" Wide			
B Box Drawer			
B Box Drawer			
F File Drawer			
L Locking			
111 Black paint finish			

24" Wide Storage Towers

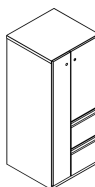
"Limited Availability"

Calibre

description	type	w	d	h	lock	pattern no.	P1	P2	P3
57" High, tower with two box and one file drawer and door and wardrobe (Left hand shown)	left hand	23 7/8"	23 1/2"	56 3/16"	Y	CT3FWSLH5724BBFL	\$2,954.	\$3,244.	\$3,403.
	right hand	23 7/8"	23 1/2"	56 3/16"	Y	CT3FWSRH5724BBFL	2,954.	3,244.	3,403.



57" High, tower with two file drawers and door and wardrobe (Left hand shown)	left hand	23 7/8"	23 1/2"	56 3/16"	Y	CT3FWSLH5724FFL	2,709.	2,972.	3,122.
	right hand	23 7/8"	23 1/2"	56 3/16"	Y	CT3FWSRH5724FFL	2,709.	2,972.	3,122.



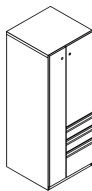
Order Code	Specification Information	Application Notes	Critical Dimensions
Example: CT3SBLH5724BBFL-111	<p>For non-locking towers, deduct as follows from the list price for each unit: Deduct \$30 for (1) lock unit, \$60 for a (2) lock unit, and \$75 for a (3) lock unit. Substitute the "L" suffix with an "N" within the pattern number to designate a non-locking unit, example (CT3SLH5015BBFN)</p> <p>All Towers are standard with (1) full depth adjustable shelf.</p>	<p>Hanging rails and other accessories are not included and must be ordered separately. (<i>See Pedestal Accessories</i>)</p> <p>Half depth adjustable shelves and coat hooks may be ordered separately allowing the cupboard area of 15", 24" and 30" wide towers to support binders as well as shorter coats. (<i>See Tower Accessories</i>)</p> <p>24"w and 30"w Side Access and Display towers include (2) locks.</p> <p>Front Access (only) towers with wardrobe include (3) locks.</p>	<p>Dimensions under w, d and h are actual to the nearest 1/16"</p> <p>Note: All towers are configured from the top down with standard combinations of box and file drawers.</p>
CT3			
S			
LH			
57			
24			
B			
B			
F			
L			
111			

24" Wide Storage Towers

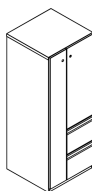
"Limited Availability"

Calibre

description	type	w	d	h	lock	pattern no.	P1	P2	P3
64" High, tower with two box and one file drawer and door and wardrobe (Left hand shown)	left hand	23 7/8"	23 1/2"	63 5/16"	Y	CT3FWSLH6424BBFL	\$2,949.	\$3,235.	\$3,392.
	right hand	23 7/8"	23 1/2"	63 5/16"	Y	CT3FWSRH6424BBFL	2,949.	3,235.	3,392.



64" High, tower with two file drawers and door and wardrobe (Left hand shown)	left hand	23 7/8"	23 1/2"	63 5/16"	Y	CT3FWSLH6424FFL	2,704.	2,968.	3,114.
	right hand	23 7/8"	23 1/2"	63 5/16"	Y	CT3FWSRH6424FFL	2,704.	2,968.	3,114.



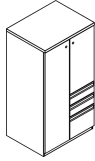
Order Code	Specification Information	Application Notes	Critical Dimensions
Example: CT3SBLH5724BBFL-111	For non-locking towers, deduct as follows from the list price for each unit: Deduct \$30 for (1) lock unit, \$60 for a (2) lock unit, and \$75 for a (3) lock unit. Substitute the "L" suffix with an "N" within the pattern number to designate a non-locking unit, example (CT3SLH5015BBFN)	Hanging rails and other accessories are not included and must be ordered separately. (<i>See Pedestal Accessories</i>)	Dimensions under w , d and h are actual to the nearest 1/16"
CT3 Calibre Storage Tower			
S Single Door	All Towers are standard with (1) full depth adjustable shelf.	Half depth adjustable shelves and coat hooks may be ordered separately allowing the cupboard area of 15", 24" and 30" wide towers to support binders as well as shorter coats. (<i>See Tower Accessories</i>)	Note: All towers are configured from the top down with standard combinations of box and file drawers.
LH Left Hand Access			
57 64" High	24"w and 30"w Side Access and Display towers include (2) locks.	Front Access (only) towers with wardrobe include (3) locks.	
24 24" Wide			
B Box Drawer			
B Box Drawer			
F File Drawer			
L Locking			
111 Black paint finish			

30" Wide Storage Towers

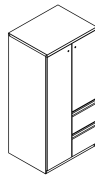
"Limited Availability"

Calibre

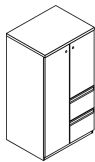
description	type	w	d	h	pattern no.	P1	P2	P3
57" High tower with two box, one file drawer and door and wardrobe (left hand shown)	left hand	29 ⁷ / ₈ "	23 ¹ / ₂ "	56 ³ / ₁₆ "	CT3WSLH5730BBFL	\$2,846.	\$3,138.	\$3,296.
	right hand	29 ⁷ / ₈ "	23 ¹ / ₂ "	56 ³ / ₁₆ "	CT3WSRH5730BBFL	2,846.	3,138.	3,296.



64" High tower with two file drawers and door and wardrobe (left hand shown)	left hand	29 ⁷ / ₈ "	23 ¹ / ₂ "	63 ⁵ / ₁₆ "	CT3WSLH6430FFL	2,651.	2,919.	3,063.
	right hand	29 ⁷ / ₈ "	23 ¹ / ₂ "	63 ⁵ / ₁₆ "	CT3WSRH6430FFL	2,651.	2,919.	3,063.



57" High tower with two file drawers and door and wardrobe (left hand shown)	left hand	29 ⁷ / ₈ "	23 ¹ / ₂ "	56 ³ / ₁₆ "	CT3WSLH5730FFL	2,645.	2,910.	3,057.
	right hand	29 ⁷ / ₈ "	23 ¹ / ₂ "	56 ³ / ₁₆ "	CT3WSRH5730FFL	2,645.	2,910.	3,057.



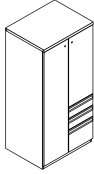
Order Code	Specification Information	Application Notes	Critical Dimensions
Example: CT3WSLH5730BBFL-111	<p>For non-locking towers, deduct as follows from the list price for each unit: Deduct \$30 for (1) lock unit, \$60 for a (2) lock unit, and \$75 for a (3) lock unit. Substitute the "L" suffix with an "N" within the pattern number to designate a non-locking unit, example (CT3SLH5015BBFN)</p> <p>All Towers are standard with (1) full depth adjustable shelf.</p>	<p>Hanging rails and other accessories are not included and must be ordered separately. (<i>See Pedestal Accessories</i>)</p> <p>Half depth adjustable shelves and coat hooks may be ordered separately allowing the cupboard area of 15", 24" and 30" wide towers to support binders as well as shorter coats. (<i>See Tower Accessories</i>)</p> <p>24"w and 30"w Side Access and Display towers include (2) locks.</p> <p>Front Access (only) towers with wardrobe include (3) locks.</p>	<p>Dimensions under w, d and h are actual to the nearest 1/16"</p> <p>Note: All towers are configured from the top down with standard combinations of box and file drawers.</p>
CT3			
S			
LH			
57			
30			
B			
B			
F			
L			
111			

30" Wide Storage Towers

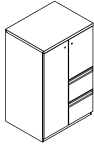
"Limited Availability"

Calibre

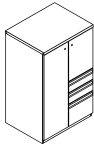
description	type	w	d	h	pattern no.	P1	P2	P3
64" High tower with two box, one file drawer and door and wardrobe (left hand shown)	left hand	29 ⁷ / ₈ "	23 ¹ / ₂ "	63 ⁵ / ₁₆ "	CT3WSLH6430BBFL	\$2,840.	\$3,129.	\$3,288.
	right hand	29 ⁷ / ₈ "	23 ¹ / ₂ "	63 ⁵ / ₁₆ "	CT3WSRH6430BBFL	2,840.	3,129.	3,288.



50" High tower with two file drawers and door and wardrobe (left hand shown)	left hand	29 ⁷ / ₈ "	23 ¹ / ₂ "	48 ⁵ / ₁₆ "	CT3WSLH5030FFL	2,477.	2,724.	2,869.
	right hand	29 ⁷ / ₈ "	23 ¹ / ₂ "	48 ⁵ / ₁₆ "	CT3WSRH5030FFL	2,477.	2,724.	2,869.



50" High tower with two box, one file drawer and door and wardrobe (left hand shown)	left hand	29 ⁷ / ₈ "	23 ¹ / ₂ "	48 ⁵ / ₁₆ "	CT3WSLH5030BBFL	2,696.	2,970.	3,119.
	right hand	29 ⁷ / ₈ "	23 ¹ / ₂ "	48 ⁵ / ₁₆ "	CT3WSRH5030BBFL	2,696.	2,970.	3,119.



Order Code	Specification Information	Application Notes	Critical Dimensions
Example: CT3WSLH5730BBFL-111	<p>For non-locking towers, deduct as follows from the list price for each unit: Deduct \$30 for (1) lock unit, \$60 for a (2) lock unit, and \$75 for a (3) lock unit. Substitute the "L" suffix with an "N" within the pattern number to designate a non-locking unit, example (CT3SLH5015BBFN)</p> <p>All Towers are standard with (1) full depth adjustable shelf.</p>	<p>Hanging rails and other accessories are not included and must be ordered separately. (<i>See Pedestal Accessories</i>)</p> <p>Half depth adjustable shelves and coat hooks may be ordered separately allowing the cupboard area of 15", 24" and 30" wide towers to support binders as well as shorter coats. (<i>See Tower Accessories</i>)</p> <p>24"w and 30"w Side Access and Display towers include (2) locks.</p> <p>Front Access (only) towers with wardrobe include (3) locks.</p>	<p>Dimensions under w, d and h are actual to the nearest 1/16"</p> <p>Note: All towers are configured from the top down with standard combinations of box and file drawers.</p>
CT3 Calibre Storage Tower			
S Single Door			
LH Left Hand Access			
57 50" High			
30 30" Wide			
B Box Drawer			
B Box Drawer			
F File Drawer			
L Locking			
111 Black paint finish			

Wall Mounting Suggestions

The following information is provided only as a guide, and represents minimum recommendations only. Knoll does not accept responsibility for the attachment of any Knoll product to a Customer's site wall. Wall specification/construction is the responsibility of the Customer and its structural engineer/architect. Failure to properly attach Knoll products to adequate wall structures can lead to property damage and/or personal injury.

You should consult your own structural engineers and/or architects and must not rely on the information provided herein.

It is the responsibility of the Customer and its structural engineers/architects to verify that the permanent structural walls (studs, blocks, solid masonry, etc.) on which the Knoll products are intended to be mounted are designed appropriately to support the product weight, PLUS 3 lbs. per linear inch for each useable shelf length

NOTE: A cabinet's top is considered a "useable shelf" and MUST be included in the calculation of the total load for an overhead cabinet.

It is the responsibility of the Customer and its structural engineer/architects to specify the fasteners and method for attaching the Knoll supplied wall mounting cleat, bracket, frame, etc. to the supporting wall and to confirm that the installers have adhered to these specifications. For all local building standards and codes, and additional requirements (including, but not limited to, seismic conditions) the Customer should always consult local code agencies.

		EXISTING CONSTRUCTION				
	NEW CONSTRUCTION	Cinder Block or Poured Concrete Masonry Wall	Wood Stud Wall, the studs being FULL HEIGHT to the roof/floor above	Wood Stud Wall, the studs being only Ceiling Height	Steel Stud Wall, the studs being FULL HEIGHT to the roof/floor above	Steel Stud Wall, the studs being only Ceiling Height
Stud Specification	Wood studs, grade #2 or better, 3 1/2" minimum width, OR Metal studs, minimum 25 gage thickness, 3 5/8" minimum width	The wall must be a minimum of 6" thick, and must be full height to the roof/ floor structure above	Wood studs must be Grade #2, or better, 3 1/2" minimum width	Wood studs must be Grade #2, or better, 3 1/2" minimum width	Metal studs must be minimum 25 gage thickness, 3 5/8" minimum width	Metal studs must be minimum 25 gage thickness, 3 5/8" minimum width
Stud Centers	Metal and wood studs must be spaced at 16" c/c maximum	N/A	Wood studs must be spaced at 16" c/c maximum	Wood studs must be spaced at 16" c/c maximum	Metal studs must be spaced at 16" c/c maximum	Metal studs must be spaced at 16" c/c maximum
Stud Height	Metal and wood studs must extend upwards, and be securely attached to the roof/ floor structure above			Wood studs must be braced above the ceiling, and be securely attached to the roof/floor structure above Affix #2 grade 'cap' across the top of the studs, then place diagonal studs from the top cap up to underside of the roof/ floor structure above		Metal studs must be braced above the ceiling, and be securely attached to the roof/floor structure above Affix metal bracing 'cap' across the top of the studs, then place diagonal studs from the top cap up to underside of the roof / floor structure above
Mounting the Knoll Supplied Cleat, Bracket, Frame, etc*	Insert a 2" X 6" wood block, #2 grade or better, [or a Danback™ flexible wood backing system] horizontally between each of the studs to accommodate the full width of the cabinet, and beyond to the next stud. Fasten the wood block to each stud using three screws at the ends of each block. (Fasten the Danback™ as directed by the manufacturer) Fasten the Knoll supplied wall mounting cleat, bracket, frame, etc directly to each wood block every 6" For wall mounting structures that have a rectangular frame-like configuration: fasten the top horizontal element of the frame to the wood blocking every 6", and fasten the lower horizontal element to each wall stud, using one fastener per stud.	Fasten the Knoll supplied cabinet wall mounting cleat, bracket, frame, etc. directly to the masonry wall every 6" For wall mounting structures that have a rectangular frame-like configuration: fasten the top horizontal element of the frame to the wall every 6", and fasten the lower horizontal element to the wall every 16" Replace the drywall and repair as desired. Fasten the Knoll supplied wall mounting cleat, rail, frame, etc directly to the wood block every 6" For wall mounting structures that have a rectangular frame-like configuration: fasten the top horizontal element of the frame to the wood blocking every 6", and fasten the lower horizontal element to each wall stud, using one fastener per stud.	In the desired location of the cabinet mounting rail, remove an 8" high section of drywall the width of the cabinet, and beyond to the next stud. Insert a 2" X 6" wood block, #2 grade or better, horizontally between each of the exposed studs. Fasten the wood block to each stud using three screws at the ends of each block. Replace the drywall and repair as desired. Fasten the Knoll supplied wall mounting cleat, rail, frame, etc directly to the wood block every 6" For wall mounting structures that have a rectangular frame-like configuration: fasten the top horizontal element of the frame to the wood blocking every 6", and fasten the lower horizontal element to each wall stud, using one fastener per stud.	In the desired location of the cabinet mounting rail, remove an 8" high section of drywall the width of the cabinet, and beyond to the next stud. Insert a 2" X 6" wood block, #2 grade or better, horizontally between each of the exposed studs. Fasten the wood block to each stud using three screws at the ends of each block. Replace the drywall and repair as desired. Fasten the Knoll supplied wall mounting cleat, rail, frame, etc directly to the wood block every 6" For wall mounting structures that have a rectangular frame-like configuration: fasten the top horizontal element of the frame to the wood blocking every 6", and fasten the lower horizontal element to each wall stud, using one fastener per stud.	In the desired location of the cabinet mounting rail, remove an 8" high section of drywall the width of the cabinet, and beyond to the next stud. Insert a 2" X 6" wood block, #2 grade or better, [or a Danback™ flexible wood backing system] horizontally between each of the exposed studs. Fasten the wood block to each stud using three screws at the ends of each block. Replace the drywall and repair as desired. Fasten the Knoll supplied wall mounting cleat, rail, frame, etc directly to the wood block every 6" For wall mounting structures that have a rectangular frame-like configuration: fasten the top horizontal element of the frame to the wood blocking every 6", and fasten the lower horizontal element to each wall stud, using one fastener per stud.	In the desired location of the cabinet mounting rail, remove an 8" high section of drywall the width of the cabinet, and beyond to the next stud. Insert a 2" X 6" wood block, #2 grade or better, [or a Danback™ flexible wood backing system] horizontally between each of the exposed studs. Fasten the wood block to each stud using three screws at the ends of each block. Replace the drywall and repair as desired. Fasten the Knoll supplied wall mounting cleat, rail, frame, etc directly to the wood block every 6" For wall mounting structures that have a rectangular frame-like configuration: fasten the top horizontal element of the frame to the wood blocking every 6", and fasten the lower horizontal element to each wall stud, using one fastener per stud.
*Graham Wall Hung Shelf	The Graham Wall Hung Shelf Bracket (and others like it) requires full support behind the full height of the bracket This should be accomplished by insertion of additional 2"X 6" wood blocking between the studs as defined above	Fasten the Knoll supplied wall mounting brackets directly to the masonry wall, using the holes provided in each bracket	The Graham Wall Hung Shelf Bracket (and others like it) requires full support behind the full height of the bracket This should be accomplished by insertion of additional 2"X 6" wood blocking between the studs as defined above	The Graham Wall Hung Shelf Bracket (and others like it) requires full support behind the full height of the bracket This should be accomplished by insertion of additional 2"X 6" wood blocking between the studs as defined above	The Graham Wall Hung Shelf Bracket (and others like it) requires full support behind the full height of the bracket This should be accomplished by insertion of additional 2"X 6" wood blocking between the studs as defined above	The Graham Wall Hung Shelf Bracket (and others like it) requires full support behind the full height of the bracket This should be accomplished by insertion of additional 2"X 6" wood blocking between the studs as defined above
Fasten the Knoll supplied wall cleat with...	#10 x 2 1/2" Grabber Woodys Screws or equiv. @ 6" c/c, screwed directly into the wood blocking	3/16" x 3 1/2" Tapcon Masonry Screws or equiv. @ 6" c/c with 1-1/4" embedment, screwed directly into the masonry wall	#10 x 2 1/2" Grabber Woodys Screws or equiv. @ 6" c/c, screwed directly into the wood blocking	#10 x 2 1/2" Grabber Woodys Screws or equiv. @ 6" c/c, screwed directly into the wood blocking	#10 x 2 1/2" Grabber Woodys Screws or equiv. @ 6" c/c, screwed directly into the wood blocking	#10 x 2 1/2" Grabber Woodys Screws or equiv. @ 6" c/c, screwed directly into the wood blocking

<i>pattern no.</i>	<i>page</i>	<i>pattern no.</i>	<i>page</i>	<i>pattern no.</i>	<i>page</i>	<i>pattern no.</i>	<i>page</i>
3B18C05	67	C2C2730	44	C2F2742ECC	17	C2F5136EMMDD	25
3B18C07	67	C2C2730C	44	C2F2742EHHC	19	C2F5136EZZZ	25
3B18E05	67	C2C2730E	44	C2F2742EIDD	18	C2F5136WCCCC	60
3B18E07	67	C2C2736	44	C2F2742EIHHC	19	C2F5136XCCCC	60
3B24C05	68	C2C2736C	44	C2F2742EMD	18	C2F5142ECCCC	25
3B24C07	68	C2C2736E	44	C2F2742EZZ	17	C2F5142EDKCCC	26
3B24E05	68	C2C3430	45	C2F2742WCC	58	C2F5142EHHCCC	27
3B24E07	68	C2C3430C	45	C2F2742XCC	58	C2F5142ELKDDD	26
3B30C05	69	C2C3430E	45	C2F3430EDDD	20	C2F5142EMKCDD	26
3B30C07	69	C2C3436	45	C2F3436EDDD	20	C2F5142EMMDD	25
3B30E05	69	C2C3436C	45	C2F3442EDDD	20	C2F5142EZZZZ	25
3B30E07	69	C2C3436E	45	C2F3930ECCC	21	C2F5142WCCCC	60
3C18C01	71	C2C3930	46	C2F3930EHHCC	22	C2F5142XCCCC	60
3C18C05	71	C2C3930C	46	C2F3930EHHHHC	22	C2F5430ELCCC	28
3C18C07	71	C2C3930E	46	C2F3930ELDD	21	C2F5430EMKCCC	28
3C18CP01	72	C2C3936	46	C2F3930EMCD	22	C2F5430EMMCC	28
3C18CP05	72	C2C3936C	46	C2F3930EMDC	22	C2F5436ELCCC	28
3C18CP07	72	C2C3936E	46	C2F3930EMMF	23	C2F5436EMKCCC	28
3C24C01	75	C2C5130	47	C2F3930EZZZ	21	C2F5436EMMCC	28
3C24C05	75	C2C5130C	47	C2F3930WCCC	59	C2F5442ELCCC	28
3C24C07	75	C2C5130E	47	C2F3930XCCC	59	C2F5442EMKCCC	28
3C24CP01	76	C2C5136	47	C2F3936ECCC	21	C2F5442EMMCC	28
3C24CP05	76	C2C5136C	47	C2F3936EHHCC	22	C2F5530EDDDDD	29
3C24CP07	76	C2C5136E	47	C2F3936EHHHHC	22	C2F5530ELKCCC	29
3DW4CC	70	C2C5530	48	C2F3936ELDD	21	C2F5530EMMKCC	29
3DW6CC	70	C2C5530C	48	C2F3936EMCD	22	C2F5536EDDDDD	29
3O18C01	73	C2C5530E	48	C2F3936EMDC	22	C2F5536ELKCCC	29
3O18C05	73	C2C5536	48	C2F3936EMMF	23	C2F5536EMMKCC	29
3O18C07	73	C2C5536C	48	C2F3936EZZZ	21	C2F5542EDDDDD	29
3O18CP01	74	C2C5536E	48	C2F3936WCCC	59	C2F5542ELKCCC	29
3O18CP05	74	C2C6330	49	C2F3936XCCC	59	C2F5542EMMKCC	29
3O18CP07	74	C2C6330C	49	C2F3942ECCC	21	C2F5830EAAKCC	31
3O24C01	77	C2C6330E	49	C2F3942EHHCC	22	C2F5830ECDKDDD	30
3O24C05	77	C2C6336	49	C2F3942EHHHHC	22	C2F5830EDDDCC	31
3O24C07	77	C2C6336C	49	C2F3942ELDD	21	C2F5830EMDDDD	30
3O24CP01	78	C2C6336E	49	C2F3942EMCD	22	C2F5830EMKMMM	30
3O24CP05	78	C2C6430	50	C2F3942EMDC	22	C2F5836EAAKCC	31
3O24CP07	78	C2C6430C	50	C2F3942EMMF	23	C2F5836ECDKDDD	30
5Z4C2AS	65	C2C6430E	50	C2F3942EZZZ	21	C2F5836EDDDCC	31
5Z4C2NM	65	C2C6436	50	C2F3942WCCC	59	C2F5836EMDDDD	30
5Z4C2NR	66	C2C6436C	50	C2F3942XCCC	59	C2F5836EMKMMM	30
5Z4N2P	66	C2C6436E	50	C2F4530EDDDD	24	C2F5842EAAKCC	31
5Z4NB	65	C2F2730EBD	19	C2F4530EMKMM	24	C2F5842ECDKDDD	30
5Z4NN	66	C2F2730ECC	17	C2F4536EDDDD	24	C2F5842EDDDCC	31
5Z6C2AS	65	C2F2730EHHC	19	C2F4536EMKMM	24	C2F5842EMDDDD	30
5Z6C2NM	65	C2F2730EIDD	18	C2F4542EDDDD	24	C2F5842EMKMMM	30
5Z6C2NR	66	C2F2730EIHHC	19	C2F4542EMKMM	24	C2F6330ECCCC	35
5Z6N2P	66	C2F2730EMD	18	C2F5130ECCCC	25	C2F6330ELAAA	33
5Z6NB	65	C2F2730EZZ	17	C2F5130EDKCCC	26	C2F6330ELDHHDC	36
5Z8C2NM	65	C2F2730WCC	58	C2F5130EHHCCC	27	C2F6330ELLLLL	34
5Z8N2P	66	C2F2730XCC	58	C2F5130ELKDDD	26	C2F6330EMDCCC	34
5Z8NB	65	C2F2736EBD	19	C2F5130EMKCDD	26	C2F6330EMMCDD	36
5ZAC2AS	65	C2F2736ECC	17	C2F5130EMMDD	25	C2F6330EMMKDDD	35
5ZAC2NR	66	C2F2736EHHC	19	C2F5130EZZZZ	25	C2F6330ENCXXX	35
5ZCC2AS	65	C2F2736EIDD	18	C2F5130WCCCC	60	C2F6330ENNNNN	32
5ZCC2NR	66	C2F2736EIHHC	19	C2F5130XCCCC	60	C2F6330EZCCCC	32
5ZNNE	66	C2F2736EMD	18	C2F5136ECCCC	25	C2F6330EZZZZZ	33
5ZNNF	65	C2F2736EZZ	17	C2F5136EDKCCC	26	C2F6330WZCCCC	61
5ZNNL	65	C2F2736WCC	58	C2F5136EHHCCC	27	C2F6330XZCCCC	61
C1PAD18	80, 81	C2F2736XCC	58	C2F5136ELKDDD	26	C2F6336ECCCC	35
C1PAD24	80, 81	C2F2742EBD	19	C2F5136EMKCDD	26	C2F6336ELAAA	33

<i>pattern no.</i>	<i>page</i>	<i>pattern no.</i>	<i>page</i>	<i>pattern no.</i>	<i>page</i>	<i>pattern no.</i>	<i>page</i>
C2F6336ELDHDC	36	C2FL5142ECCCC	63	C4B7130(N/S/L/V)S	56	CT3SLH5015BBFL	82
C2F6336ELLLL	34	C2H5530EVDDD	41	C4B7136(N/S/L/V)S	56	CT3SLH5015FFL	82
C2F6336EMDCCC	34	C2H5530EXDD	41	C4B7142(N/S/L/V)S	56	CT3SLH5715BBFL	83
C2F6336EMMCDD	36	C2H5536EVDDD	41	C4B7148(N/S/L/V)S	56	CT3SLH5715FFL	82
C2F6336EMMKDDD	35	C2H5536EXDD	41	C4B8524(N/S/L/V)S	56	CT3SLH6415BBFL	83
C2F6336ENCCCC	35	C2H6330ERCCC	42	C4B8530(N/S/L/V)S	56	CT3SLH6415FFL	83
C2F6336ENNNNN	32	C2H6330ETCC	42	C4B8536(N/S/L/V)S	56	CT3SRH5015BBFL	82
C2F6336EZCCCC	32	C2H6330WRCCC	61	C4B8542(N/S/L/V)S	56	CT3SRH5015FFL	82
C2F6336EZZZZ	33	C2H6330WTCC	61	C4B8548(N/S/L/V)S	56	CT3SRH5715BBFL	83
C2F6336WZCCCC	61	C2H6330XRCCC	61	C4BSH24S	57	CT3SRH5715FFL	82
C2F6336XZCCCC	61	C2H6330XTCC	61	C4BSH24S5	57	CT3SRH6415BBFL	83
C2F6342ECCCC	35	C2H6336ERCCC	42	C4BSH30S	57	CT3SRH6415FFL	83
C2F6342ELAAA	33	C2H6336ETCC	42	C4BSH30S5	57	CT3WSLH5024BBFL	84
C2F6342ELDHDC	36	C2H6336WRCCC	61	C4BSH36S	57	CT3WSLH5024FFL	84
C2F6342ELLLL	34	C2H6336WTCC	61	C4BSH36S5	57	CT3WSLH5030BBFL	91
C2F6342EMDCCC	34	C2H6336XRCCC	61	C4BSH42S	57	CT3WSLH5030FFL	91
C2F6342EMMCDD	36	C2H6336XTCC	61	C4BSH42S5	57	CT3WSLH5724BBFL	85
C2F6342EMMKDDD	35	C2H6430ESCCC	43	C4BSH48S	57	CT3WSLH5724FFL	84
C2F6342ENCCCC	35	C2H6430ESHGCC	40	C4BSH48S5	57	CT3WSLH5730BBFL	90
C2F6342ENNNNN	32	C2H6430EUCC	43	C4BSHFS24	57	CT3WSLH5730FFL	90
C2F6342EZCCCC	32	C2H6430WSCCC	62	C4BSHFS30	57	CT3WSLH6424BBFL	86
C2F6342EZZZZ	33	C2H6430WUCC	62	C4BSHFS36	57	CT3WSLH6424FFL	85
C2F6342WZCCCC	61	C2H6430XSCCC	62	C4BSHFS42	57	CT3WSLH6430BBFL	91
C2F6342XZCCCC	61	C2H6430XUCC	62	C4BSHFS48	57	CT3WSLH6430FFL	90
C2F6430ECCCCB	40	C2H6436ESCCC	43	C4BTOP24(L/V)	57	CT3WSRH5024BBFL	84
C2F6430ELLDDD	39	C2H6436ESHGCC	40	C4BTOP30(L/V)	57	CT3WSRH5024FFL	84
C2F6430EMCCCC	37	C2H6436EUCC	43	C4BTOP36(L/V)	57	CT3WSRH5030BBFL	91
C2F6430EMMMDD	39	C2H6436WSCCC	62	C4BTOP42(L/V)	57	CT3WSRH5030FFL	91
C2F6430ENCKCCC	37	C2H6436WUCC	62	C4BTOP48(L/V)	57	CT3WSRH5724BBFL	85
C2F6430ENNKNNN	38	C2H6436XSCCC	62	C4BWRENCH	57	CT3WSRH5724FFL	84
C2F6430EPCCCC	39	C2H6436XUCC	62	CD1-BD	79	CT3WSRH5730BBFL	90
C2F6430EZZKZZZ	38	C2S2730E	53	CD1-FD	79	CT3WSRH5730FFL	90
C2F6436ECCCCB	40	C2S2736E	53	CD1-FS	79	CT3WSRH6424BBFL	86
C2F6436ELLDDD	39	C2S2742E	53	CD1LKKT	79	CT3WSRH6424FFL	85
C2F6436EMCCCC	37	C2S3030E	53	CD1-ST	79	CT3WSRH6430BBFL	91
C2F6436EMMMDD	39	C2S3036E	53	CD2PTC	79	CT3WSRH6430FFL	90
C2F6436ENCKCCC	37	C2S3042E	53	CD2PTN	79	S2F2730CCC	64
C2F6436ENNKNNN	38	C4B2723NS	54	CE10818	51	S2F2730ECC	64
C2F6436EPCCCC	39	C4B2729NS	54	CE10836	51	S2F2736CCC	64
C2F6436EZZKZZZ	38	C4B3024(N/S/L/V)S	54	CE3018	51	S2F2736ECC	64
C2F6442ECCCCB	40	C4B3030(N/S/L/V)S	54	CE3036	51	S2F2742CCC	64
C2F6442ELLDDD	39	C4B3036(N/S/L/V)S	54	CE3618	51	S2F2742ECC	64
C2F6442EMCCCC	37	C4B3042(N/S/L/V)S	54	CE3636	51	S2F3930CCCC	64
C2F6442EMMMDD	39	C4B3048(N/S/L/V)S	54	CE4218	51	S2F3930ECCC	64
C2F6442ENCKCCC	37	C4B3924(N/S/L/V)S	54	CE4236	51	S2F3936CCCC	64
C2F6442ENNKNNN	38	C4B3930(N/S/L/V)S	54	CE6018	51	S2F3936ECCC	64
C2F6442EPCCCC	39	C4B3936(N/S/L/V)S	54	CE6036	51	S2F3942CCCC	64
C2F6442EZZKZZZ	38	C4B3942(N/S/L/V)S	54	CE7218	51	S2F3942ECCC	64
C2FL2730CCC	63	C4B3948(N/S/L/V)S	54	CE7236	51	S2F5130CCCCC	64
C2FL2730ECC	63	C4B4424(N/S/L/V)S	55	CE8418	51	S2F5130ECCCC	64
C2FL2736CCC	63	C4B4430(N/S/L/V)S	55	CE8436	51	S2F5136CCCCC	64
C2FL2736ECC	63	C4B4436(N/S/L/V)S	55	CE9018	51	S2F5136ECCCC	64
C2FL2742CCC	63	C4B4442(N/S/L/V)S	55	CE9036	51	S2F5142CCCCC	64
C2FL2742ECC	63	C4B4448(N/S/L/V)S	55	CT3FWSLH5024BBFL	87	S2F5142ECCCC	64
C2FL3930CCCC	63	C4B5824(N/S/L/V)S	55	CT3FWSLH5024FFL	87	SD10818	52
C2FL3930ECCC	63	C4B5830(N/S/L/V)S	55	CT3FWSLH5724BBFL	88	SD10836	52
C2FL3936CCCC	63	C4B5836(N/S/L/V)S	55	CT3FWSLH5724FFL	88	SD3018	52
C2FL3936ECCC	63	C4B5842(N/S/L/V)S	55	CT3FWSLH6424BBFL	89	SD3036	52
C2FL3942CCCC	63	C4B5848(N/S/L/V)S	55	CT3FWSLH6424FFL	89	SD3618	52
C2FL3942ECCC	63	C4B6424(N/S/L/V)S	55	CT3FWSRH5024BBFL	87	SD3636	52
C2FL5130CCCCC	63	C4B6430(N/S/L/V)S	55	CT3FWSRH5024FFL	87	SD4218	52
C2FL5130ECCCC	63	C4B6436(N/S/L/V)S	55	CT3FWSRH5724BBFL	88	SD4236	52
C2FL5136CCCCC	63	C4B6442(N/S/L/V)S	55	CT3FWSRH5724FFL	88	SD6018	52
C2FL5136ECCCC	63	C4B6448(N/S/L/V)S	55	CT3FWSRH6424BBFL	89	SD6036	52
C2FL5142CCCCC	63	C4B7124(N/S/L/V)S	56	CT3FWSRH6424FFL	89	SD7218	52

<i>pattern no.</i>	<i>page</i>
SD7236	52
SD8418	52
SD8436	52
SD9018	52
SD9036	52

Selling Policy

	<p>This Selling Policy supersedes all previous selling policies and is inclusive of Knoll, KnollStudio and Muuto. Prices, discounts and product offerings are subject to change without notice.</p>
Terms & Conditions of Sales	<p>Sales by Knoll, Inc. or Knoll North America Corp. ("Seller") of Knoll Product Lines (hereinafter "Products") within the United States and Canada are made only on the terms which are contained in this Selling Policy. Seller hereby gives notice of its objection to any different or additional terms and conditions. This sale is expressly conditional upon Purchaser's assent to the terms and conditions set forth below. Additional terms and conditions may apply to KnollStudio and KnollTextiles orders. These terms and conditions may be modified or supplemented only by a written document signed by an authorized representative of Seller. These terms and conditions supersede any prior and/or contemporaneous agreements or correspondence between Purchaser and Seller. Written quotations expire thirty (30) days from the date of issuance and can be withdrawn by written notice anytime during that period. Where Purchaser and Seller have entered into the Knoll Electronic Terms and Conditions, all orders, acknowledgements, invoices and other business communications placed or transmitted in accordance with the Knoll Electronic Terms and Conditions shall be deemed to be in writing and signed and shall be valid for all purposes as if they were originated and maintained in documentary form.</p>
Ordering Information	<p>All orders must be in writing. The product pattern number(s) contained on Seller's order acknowledgement shall be the final expression of the order.</p>
Order Confirmation	<p>A purchase order is not binding on Seller until Purchaser has received Seller's order confirmation or acknowledgment.</p>
Pricing Policies	<p>List prices are subject to change without notice.</p> <p>List prices shall be those prices in effect on the date of receipt of a complete purchase order unless shipment is requested more than ninety (90) days after order entry in which case prices in effect on the date of shipment apply. List prices include specified freight costs. Unless specified in writing by Seller, no other charges are included in Seller's list prices.</p>
Taxes	<p>All sales, use, excise and other taxes applicable to the sale of the Products shall be paid by Purchaser. If Purchaser claims an exemption from any tax, Purchaser shall submit to Seller the appropriate exemption certificates.</p>
Terms of Payment	<p>Payment for one hundred percent (100%) of the net order amount (including any applicable shipping and handling fee) is due within thirty (30) days of the date of invoice, which is generally issued upon shipment. In case of any discrepancies, such as shortages, and Seller is notified in writing within ten (10) days of receipt of Product, only that portion may be deducted and the balance paid. For orders greater than \$100,000 net, a fifty percent (50%) deposit is due at the time of order placement, with the remainder due within thirty (30) days of the date of invoice.</p> <p>KnollStudio orders less than \$2,000 require payment for one hundred percent (100%) of the net order amount (including any applicable sales tax and charges for inside delivery, special packaging, etc.), due at time of order placement. For KnollStudio orders greater than \$2,000, a one-half (50%) deposit is due at time of order placement with the remainder (including any applicable sales tax and charges for inside delivery, special packaging, etc.) due prior to shipment.</p> <p>If, in the judgment of Seller, Purchaser's financial condition does not justify the terms of the payment, Seller may require full or partial payment in advance. Past due accounts shall be charged one and one-half percent (1.5%) per month, or the highest rate permitted by law, whichever is less, and will be added to the outstanding balance. In the event Purchaser defaults on payment, Purchaser shall be liable for all collection costs, including reasonable attorney's fees and costs.</p>
Changes and Cancellation	<p>Standard purchase orders may not be changed or cancelled, in whole or in part, without prior written consent of Seller. Changes may effect delivery dates. Expenses incurred because of changes shall be charged to Purchaser. In the event of cancellations, Purchaser will be liable for reasonable cancellation charges established by Seller. Orders for special Product, orders including "COM" (hereinafter defined) material and orders pursuant to expedited delivery programs, may not be canceled.</p> <p>QuickShip orders may not be changed or canceled without Knoll's authorization. In the event of Muuto order changes, 25% payment of original net order amount is required for changes incurring the week the order was entered. 100% payment of original net order amount is required for changes incurring the week the order is scheduled to ship. If Muuto is ordered on QuickShip, the QuickShip policy supersedes.</p>
Freight Prepaid	<p>For standard orders, freight is prepaid and included in the price of all Knoll Office and KnollStudio Products, except KnollTextiles and Muuto, within the 48 contiguous United States for orders placed with Knoll, Inc. and within Canada, excluding the Yukon, Northwest Territories, Nunavut and Newfoundland for orders placed with Knoll North America Corp. Packing is tested for rigorous motion and transportation but is not guaranteed to protect furniture from all conditions. If special packaging is required for any reason, please consult with your sales representative or dealer. Seller shall select the method of shipment and routing. Freight for all KnollTextiles orders is prepaid and added to the invoice.</p> <p>Freight for all Muuto orders must be specified at time of order placement and added to the PO.</p>
Delivery/Freight Charges	<p>Shipments outside the contiguous 48 United States and Canada shall be shipped F.O.B. Origin.</p> <p>For shipments outside the contiguous United States and Canada, Purchaser is responsible for the cost of freight from point of embarkation, including any handling and transportation charges incidental to loading at the point of departure and unloading at the final destination.</p> <p>Conditions beyond the control of Seller, including weather, available facilities and traffic conditions, may affect exact time of delivery. Seller shall not be responsible for specific carrier delivery date or time unless it has made a specific delivery commitment, in writing.</p> <p>Nonstandard methods of shipment and/or additional services are available upon request. Orders for QuickShip product shipping direct parcel or White Glove are subject to additional shipping and handling charges and must be paid by Purchaser. Purchaser will be billed for the differential cost of any special services in excess of standard surface carrier freight costs. Premium charges, at Purchaser's request, will be added for airfreight, exclusive use of vehicle and extra, export or special packaging. Accessorial charges will be added for inside delivery, extra labor, reconsignment and redelivery.</p> <p>Partial shipments may be made and invoiced by Seller.</p>
Claims	<p>All shipments for Knoll Products within the contiguous United States and Canada are F.O.B. Origin. All risk of loss passes to Purchaser at time of delivery to carrier. Purchaser shall inspect all Products upon receipt and notify Seller within ten (10) working days after receipt of any damage or defects which are, or should be, apparent from an inspection of the Product and its packaging. Failure of Purchaser to notify Seller during the ten (10) working day period shall constitute acceptance of the Products and waiver of any apparent defects, errors or shortages. For all claims relating to Product damaged in transit or for any other claims relating to or arising out of the transportation of the Product, Purchaser must seek recovery from the carrier and Seller has no liability to Purchaser for such claims. Seller may, upon request, assist Purchaser with filing of such claims with the carrier, but Seller will not be liable for any of these transportation related claims.</p>

Selling Policy

Seller's Security Interest	Until Seller receives the full payment for the Product, Seller shall have a security interest in the Product. Purchaser agrees to perform all acts, including but not limited to the execution and filing of documentation, which may be necessary to perfect and assure the security interest of Seller.
Returns	The return of Products without a written authorization by Seller shall not be accepted. To receive authorization for Product return, please call Customer Service. All Products that are returned pursuant to a valid authorization shall be subject to a twenty-five percent (25%) of list restocking charge. Products not currently offered for sale by Seller (including COM) shall not be authorized for return. All returned Products must be unused, in original condition and in the original Seller packing cartons. No refund or credit shall be given for damaged Products.
Held Orders/Storage	If Purchaser requests that an order be held or delayed, prices and terms and conditions in effect at the time of shipment shall apply. If Purchaser requests a delay after the time when Seller can defer production, Purchaser will be invoiced for the Product, payable in accordance with standard terms, when the order is ready for shipment. Seller may transfer the Product to storage, in which case all expenses incurred in connection with storage, including demurrage, preparation for storage, storage charges and handling shall be payable by Purchaser upon submission of invoices by Seller. Risk of loss to the Product shall pass to the Purchaser upon delivery of the Product into storage.
Customer's Own Material	A Purchaser who requests a fabric or other surface material not standard to Seller's line of Products ("COM") must submit samples of the requested material to Seller prior to entry of a purchaser order. Seller shall determine if the material is suitable to its manufacturing processes and meets any requirements of Underwriters Laboratories. If the COM is acceptable, Seller will then establish a price for using the COM or the Product in question. For a description of the procedures for submitting samples and testing, contact customer resources or your sales representative. Seller shall have no responsibility for the appearance, condition, performance, durability, colorfastness or any other physical attribute of the COM. Purchaser shall indemnify and hold Seller harmless for any damages, injuries or losses arising out of or related to use of the COM on the Product.
Delay/Force Majeure	Seller shall not be liable for failure to perform or for delay in performance due to fire, flood, strike or other labor difficulty, act of God, act of war or terrorism, act of any governmental authority or of the Purchaser, riot, embargo, fuel or energy shortage, wrecks or delay in transportation, inability to obtain necessary labor, materials or manufacturing facilities from usual sources or failure of suppliers to meet their contractual obligations, or due to any cause beyond its reasonable control. If any such event occurs, Seller may extend delivery dates by a period of time necessary to overcome the effect of such delay, allocate available Product or cancel any purchase order.
Compliance with Law	PURCHASER IS SOLELY RESPONSIBLE FOR COMPLIANCE WITH ALL APPLICABLE FEDERAL, STATE AND LOCAL LAWS, ORDINANCES, REGULATIONS, RULES AND STANDARDS RELATING TO THE INSTALLATION, MAINTENANCE, USE AND OPERATION OF THE PRODUCTS.
Patents	Subject to the following provisions, Seller shall, at its own expense, defend or, at its option, settle any claim, suit or proceeding brought against the Purchaser, and/or its vendees, mediate and immediate, so far as based on an allegation that any Product or any part thereof furnished hereunder constitutes a direct or a contributory infringement of any claim of any patent of the United States or Canada. This obligation shall be effective only if Purchaser shall have made all payments then due hereunder and if Seller is notified promptly in writing and given authority, information and assistance for the defense of said claim, suit or proceeding. Seller shall pay all damages and costs awarded in such suit or proceedings so defended.
	The foregoing indemnity does not apply to the following:
	<ul style="list-style-type: none">• Products supplied according to a design other than that of Seller, and which is required by the Purchaser.• Combination of the Product with another product not furnished hereunder unless Seller is a contributory infringer.• Any settlements of a suit or proceeding made without Seller's written consent.
Limitations of Liability	SELLER, ITS CONTRACTORS, AUTHORIZED DEALERS AND SUBCONTRACTORS OR SUPPLIERS OF ANY TIER SHALL NOT BE LIABLE TO PURCHASER FOR ANY SPECIAL, INDIRECT, INCIDENTAL OR CONSEQUENTIAL DAMAGES ARISING FROM A BREACH OF THIS AGREEMENT. Purchaser's remedies set forth herein are exclusive and the liability of Seller with respect to the breach of this agreement or any contract entered into between the parties pursuant hereto shall not exceed the price of the Product or part on which such liability is based.
Warranty	please visit warranty website link https://www.knoll.com/help/warranty for up-to-date information.

Selling Policy

Customer's Own Material	A Purchaser who requests a fabric or other surface material not standard to Seller's line of Products ("COM") must submit samples of the requested material to Seller prior to entry of a purchaser order. Seller shall determine if the material is suitable to its manufacturing processes and meets any requirements of Underwriters Laboratories. If the COM is acceptable, Seller will then establish a price for using the COM or the Product in question. For a description of the procedures for submitting samples and testing, contact customer resources or your sales representative. Seller shall have no responsibility for the appearance, condition, performance, durability, colorfastness or any other physical attribute of the COM. Purchaser shall indemnify and hold Seller harmless for any damages, injuries or losses arising out of or related to use of the COM on the Product.
Delay/Force Majeure	Seller shall not be liable for failure to perform or for delay in performance due to fire, flood, strike or other labor difficulty, act of God, act of war or terrorism, act of any governmental authority or of the Purchaser, riot, embargo, fuel or energy shortage, wrecks or delay in transportation, inability to obtain necessary labor, materials or manufacturing facilities from usual sources or failure of suppliers to meet their contractual obligations, or due to any cause beyond its reasonable control. If any such event occurs, Seller may extend delivery dates by a period of time necessary to overcome the effect of such delay, allocate available Product or cancel any purchase order.
Compliance with Law	PURCHASER IS SOLELY RESPONSIBLE FOR COMPLIANCE WITH ALL APPLICABLE FEDERAL, STATE AND LOCAL LAWS, ORDINANCES, REGULATIONS, RULES AND STANDARDS RELATING TO THE INSTALLATION, MAINTENANCE, USE AND OPERATION OF THE PRODUCTS.
Patents	Subject to the following provisions, Seller shall, at its own expense, defend or, at its option, settle any claim, suit or proceeding brought against the Purchaser, and/or its vendees, mediate and immediate, so far as based on an allegation that any Product or any part thereof furnished hereunder constitutes a direct or a contributory infringement of any claim of any patent of the United States or Canada. This obligation shall be effective only if Purchaser shall have made all payments then due hereunder and if Seller is notified promptly in writing and given authority, information and assistance for the defense of said claim, suit or proceeding. Seller shall pay all damages and costs awarded in such suit or proceedings so defended. The foregoing indemnity does not apply to the following: <ul style="list-style-type: none">• Products supplied according to a design other than that of Seller, and which is required by the Purchaser.• Combination of the Product with another product not furnished hereunder unless Seller is a contributory infringer.• Any settlements of a suit or proceeding made without Seller's written consent.
Limitations of Liability	SELLER, ITS CONTRACTORS, AUTHORIZED DEALERS AND SUBCONTRACTORS OR SUPPLIERS OF ANY TIER SHALL NOT BE LIABLE TO PURCHASER FOR ANY SPECIAL, INDIRECT, INCIDENTAL OR CONSEQUENTIAL DAMAGES ARISING FROM A BREACH OF THIS AGREEMENT. Purchaser's remedies set forth herein are exclusive and the liability of Seller with respect to the breach of this agreement or any contract entered into between the parties pursuant hereto shall not exceed the price of the Product or part on which such liability is based.
Warranty	please visit warranty website link https://www.knoll.com/help/warranty for up-to-date information.

KnollKey Lock Program

KnollKey Lock Program General Information

Following is the KnollKey lock policy, applicable to all products.

Knoll furniture can be ordered keyed-alike or random keyed. Key-alike and random keying instructions cannot be mixed on any single order. Only one of the two instructions can be used on an individual order. When an order is submitted with mixed (key-alike and random) instructions, Knoll will release the order as key-alike only and lock cores will have to be specified separately.

Key-alike

For the convenience of the user, furniture may be keyed alike at no charge. Write "Key-alike" in the description of your purchase order for any pedestal, overhead, file or other item you wish to have keyed alike.

Using the key-alike instructions, order cores and keys as line items on your purchase order. Do NOT submit a key-alike form. The Knoll East Greenville Lock Center will select key numbers from the standard range of K 001 - K 250. Key numbers will not be repeated unless over 250 sets are ordered. Lock cores keyed-alike will ship separately from the product, ready for field installation.

There is no charge for key-alike orders if placed with the furniture order.

IF THE KEY-ALIKE ORDER IS NOT PLACED AT LEAST TWO WEEKS PRIOR TO THE FURNITURE SHIP DATE, A \$50 HANDLING CHARGE AND AIR FREIGHT CHARGES WILL APPLY.

If product is ordered and shipped random-keyed, additional lock cores for key-alike are billable.

Random-Keying

To specify product keyed-random, write "key-random" in the product description. Random-keyed product is shipped with the lock core factory installed. A shrouded key is included. Random means no effort has been made to match key numbers, or to make them different.

Keys

A Knoll shrouded key is shipped with every lock core. 250 Key numbers are available. For numbers above 250, contact Custom Product Development. Additional keys and key blanks are available. See service parts for more information.

Master Keying

Knoll locks can be controlled by means of a master key. There is no additional per-lock charge for master keying. A letter of approval from the client must accompany orders for master keys.

Installing Lock Cores

Lock cores can be installed or removed in the field by using a change key. Cores must be in the unlocked position to be removed. See service parts for change key pattern number and pricing.

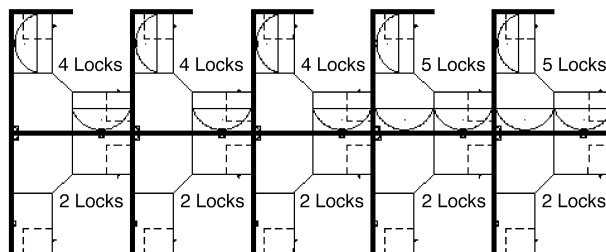
Lock Distribution

All orders for key-alike lock cores/keys are packaged and shipped from the East Greenville Lock Center, regardless of where the pedestals, overhead, or other units are produced. Random keyed product will have cores factory-installed.

How to Specify Key-Alike

Following is an example of how to specify key-alike for a cluster of 10 workstations.

Step 1 - Using the project floorplan, count the number of locks in each workstation.



Step 2 - Count the number of workstations with the same quantity of locks. Group together the workstations with a like number of locks.

5 workstations with 2 locks per station
3 workstations with 4 locks per station
2 workstations with 5 locks per station

Step 3 - For the first group (5 sets of 2 locks), enter the number of workstations in the quantity column.

Qty	Pattern #	Description	Unit List	Ext. List
5				

Step 4 - Then enter the pattern number "KSPEC_ _" and add a suffix for the number of locks for that group (i.e., for 2 locks per station, add the suffix "2"). Up to 30 lock cores are available in a set (i.e., KSPEC 30).

Qty	Pattern #	Description	Unit List	Ext. List
5	KSPEC 2	Set of 2 cores/keys	N / C	N / C

Step 5 - Repeat for other groups.

Qty	Pattern #	Description	Unit List	Ext. List
5	KSPEC 2	Set of 2 cores/keys	N / C	N / C
3	KSPEC 4	Set of 4 cores/keys	N / C	N / C
2	KSPEC 5	Set of 5 cores/keys	N / C	N / C

Your Key instructions are complete.

Knoll will select key numbers for each set from 250 available numbers. Additional key numbers are available through Custom Product Development. **For additions to existing installations, specify desired key numbers in the description.**

Service Parts

Pattern #	Description	List Price
KKEY_ _ _	Shrouded Key Specify key number desired	\$11
KBLANK	Shrouded Key Blank	\$11
KSPECB_ _ _	Retrofit Universal Core/Key Specify key number desired	\$23
KCHANGE	Change Key	\$11
HLKRKMASTER*	Master Key	\$14

*Note: A letter of approval on company letterhead from the client must accompany all orders for master keys.

General Ordering Information

The Products

This guide encompasses all standard products for this product group.

Sizes

Dimensions listed in this guide are indicated as:

H = height

W = width

D = depth

Dia. = diameter

Rad. = radius

Pricing

All prices shown are list.

How to Order

Select pattern numbers and quantities required for your complete installation. Product questions can be addressed in the specific sections of this guide or by contacting your sales representative or customer resource representative at 1-800-343-5665.

Next, select options (if required), along with colors and finishes appropriate to each product. Reference the Finishes and Fabrics pages for color designations.

On large installations, an item's "designated area" can be specified to assist in product organization and handling.

To expedite complete / correct entry of your order, be certain all pattern numbers, quantities, colors and area identifications are completely specified. Also, include complete purchase order numbers, bill-to and ship-to addresses, a contact name and specific factory shipping dates required.

Mail all orders to:

Knoll, Inc.
1235 Water Street
P.O. Box 157
East Greenville, PA 18041
Attention: Order Entry

Once your order is entered at Knoll, an acknowledgment will be mailed to you. You will be advised of your scheduled shipping date within five days of the original acknowledgment. If it is necessary to revise your order, please contact your customer resource representative.

Sustainability Statement

Sustainable design is a key component of Knoll's environmental focus. Our commitment to social responsibility and a healthy environment has prompted us to further articulate our longstanding environmental programs and, with encouragement and support from our colleagues in the industry, we have re-energized our focus on such "green" initiatives as life cycle analysis and LEED™ certification. Knoll is proud to have contributed to projects that have received LEED certification from the U.S. Green Building Council.

For the latest information on Knoll products that help our customers achieve LEED certification, log on to knoll.com, click on "About Knoll" and then "Environmental Focus."