

Introduction	Knoll and Sustainable Design	2
Dividends Horizon System	Dividends Color Program Finishes	4
	Dividends Legacy Finishes	5
	Dividends Worksurfaces	6
	Dividends Table Supports	18
	Dividends Accessories	19
	Dividends Electrical	20
	Dividends T5 Task Lights	25
Equity System	Equity Finishes	26
	Equity service wall accessories	27
	Equity EW1 Worksurfaces	28
	Equity EW3 Worksurfaces	32
	Equity / Dividends style File tops	34
	Equity Task Light	35
Morrison System	Morrison System Finishes	36
	Knoll Color Program	37
	Morrison System Legacy Finishes	38
	Morrison Window Panel	39
	Morrison Connectors, post assemblies	40
	Morrison miscellaneous	44
	Trim Cover	45
	Morrison Worksurfaces, 1 3/4"	47
	Morrison Worksurfaces, 1 1/4"	55
	Morrison Options Worksurfaces, 1 1/4"	69
	Currents System worksurfaces	83
	VDT corner and transitional end panels	84
	Kneehole filler and transitional filler panels	85
	Return filler panels	86
	Intermediate shelves	87
	Morrison shelves and flush counter surface, 1 3/4"	88
	Morrison shelves and flush counter surface, 1 1/4"	89
	Morrison Overhead cabinets	90
	Morrison Network privacy screen	91
	Morrison vertical storage	92
Morrison Network T5 Task Light	93	
Morrison Options T5 Task Light	94	
Reff System	Reff Finish Options	95
	Reff Panels	97
	Reff Worksurfaces	105
	Reff support components	127
	Reff Cabinetry	130
	Reff Overhead storage	151
	Reff accessories	173
AutoStrada System	AutoStrada Finishes	174
	AutoStrada Worksurfaces	175
	AutoStrada Cabinets	176
	AutoStrada Lower Storage	177
	AutoStrada T5 Task Light	178
Reuter	T5 Task Light for Reuter Overhead Storage	179
The Graham Collection	The Graham Collection T5 Task Light	180
Alpha-Numeric Index		181
Selling Policy		191
KnollKey Lock Program		193
General Ordering Information		194

# Knoll and Sustainable Design

---

Each year Knoll sets key initiatives in our journey to sustainability. We are members of a global consortium on energy, have adopted a scientific, metrics-based approach to sustainable product design, and maintain a leadership position in establishing universal, verifiable, sustainability standards for our industry.

Knoll promotes independent third-party certification because it provides the most impartial and trustworthy foundation for industry-wide environmental compliance. Certification by established and respected third parties ensures that all manufacturers are held to the same high standards and that customers can trust a company's declaration about the environmental benefits of its products. Knoll third-party partners include: the International Standards Organization (ISO); Forest Stewardship Council (FSC®); Rainforest Alliance; GREENGUARD® Environmental Institute; and The Business and Institutional Furniture Manufacturer's Association (BIFMA) level™ certification from Scientific Certification Systems (SCS).

In addition, Knoll is aligned with the U.S. Green Building Council and can help companies, healthcare organizations and educational institutions achieve Leadership in Energy and Environmental Design (LEED®) workplace certification.

## Global Climate Change

- Knoll is a sponsor of the Clinton Global Initiative, which brings together a community of global leaders to devise and implement solutions to some of the world's most pressing challenges, including environmental change.
- Knoll has a comprehensive Energy Management Program to increase energy efficiency in products and processes.

## Life Cycle Assessment (LCA) Tool

- Life Cycle Assessment is a science-based measurement of a product's environmental impacts throughout its life cycle, from raw materials sourcing through manufacture, shipping, use and re-use or end-of-life. LCA enables cradle-to-cradle implementation of sustainable practices.
- Knoll has partnered with The Green Standard.org to develop an affordable, universal ISO-compliant computer-based LCA tool that can be used by the entire contract furniture industry and is partnering on the development of an Environmental Product Declaration System (EPDs) for Knoll products. EPDs are verified documents containing LCA results and additional environmental performance information about a product.

## Setting Industry Standards

- Knoll partners with MTS (The Institute for Market Transformation to Sustainability) to develop the SMaRT® Consensus Sustainable Products Standards, a set of consensus-based sustainable product standards based on the LEED® model, for all building products, fabric, apparel, flooring and carpet. MTS, the developer of SMaRT®, is an accredited American National Standards Institute (ANSI) standard developer.
- Knoll also partners with BIFMA (Business and Institutional Furniture Manufacturers Association) to promote level™ sustainability standards for the contract furniture industry.
- Knoll has established FSC® (Forest Stewardship Council) certified wood as the standard for general office open plan office systems, casegoods and tables.
- Knoll has launched Full Circle, a resource recovery program developed with ANEW, to help customers extend the life cycle of surplus furniture, fixtures and equipment (FF&E) in an economically, socially and environmentally responsible manner.
- Our goal is to encourage all manufacturers in the contract furniture industry and related industries to adopt standards that will lead to sustainable products and practices.

*For more information about Knoll and sustainable design, visit [knoll.com/environment](http://knoll.com/environment).*

**All dimensions in this price list are nominal and follow standard size convention of its respective product line.**

**Core Paint and Laminate Finishes**

Specify Core finishes for all new customers

Order Code	Color Name	Old Order Code	Paint Grade	Paint Finishes	Plastic Panel Trim Finishes	DS1 Pedestal and Overhead Plastic Finishes	Laminate Finishes	2mm Edgeband Finishes	Techwood Finishes	Cascade Worksurface Finishes
611	Beige Mist Metallic		P2	•						
118	Bright White	LH	P3	•		•	•	•		•
112	Brown		P1	•		•				
123	Brushed Grey						•			
122	Brushed Sand						•			
113	Dark Grey	Y3	P1	•	•	•		•		
128	Fog	G					•	•		
114	Folkstone Grey		P1	•		•	•	•		•
111	Jet Black	27	P1	•		•	•	•		
124	Medium Cherry						•	•		•
115	Medium Grey	Y2	P1	•	•	•		•		
612	Medium Metallic Grey	J	P2	•						
121	Micro Grey						•			
129	Micro Sand						•			
126	Natural Cherry						•	•		•
125	Natural Maple						•	•		•
119	Pumice	LB, F					•	•		•
116	Sandstone		P1	•		•				
613	Silver	3	P3	•						
117	Soft Grey	E, M42	P1	•	•	•	•	•		•
127	Walnut						•	•		•
Y811	Natural Techwood								•	
Y821	Blonde Maple Techwood (formerly known as Maple Techwood)								•	
Y831	Light Cherry Techwood (formerly known as Cherry Techwood)								•	

Note: All Dividends Horizon products except DS1 and DS2 pedestals and doublewide pedestals are painted with a textured finish excluding 613 Silver which is available as a smooth finish only.

X and Y base tables and the freestanding screen kits are always painted with a textured finish, including 613 Silver.

Note: Laminates and other finishes may vary in color due to different dye lots. Slight variations are to be expected.

Panel base raceway covers	Plastic panel trim	DS1 pedestal drawer plugs	2mm Edge Work-surfaces	2mm Edge Work-surfaces	Techwood edge work-surfaces	Cascade edge work-surface
Steel tile inserts	PVC post assemblies	DS1 pedestal handles	15" deep counters	15" deep counters	15" deep counters	
D1 style tile supports	Beltway raceway covers	DS1 Overhead door end plugs	Overhead doors	Overhead doors	Overhead doors	
Overhead cabinets	Power pole covers		Credenza top and doors	Credenza tops	Credenza doors	
Pedestal case and fronts			Overdesk doors	Overdesk doors	Overdesk doors	
					Series 2 overhead door	

**Most products introduced after 2004 are not available in Legacy finishes. See individual pricing pages for availability.**

**Specify Legacy finishes to match existing product only. Legacy finishes are not available for new customers.**

**Trim Finishes**

- Panel top caps
- Panel post trim
- Pedestal drawer top caps
- Overhead drawer top caps
- Pedestal drawer pulls
  - Y1 Pewter

**Paint Finishes**

- Panel base raceway covers
- Panel tiled insert supports
- Solid Steel panel inserts
- Perforated steel panel inserts
- Embossed steel panel inserts
- Overhead storage components
- Pedestals
- Desk components
- Metal panel topcaps and trim

**P1 Finishes**

- Y1 Pewter

**P2 Finishes**

- H Beige Metallic
- W Light Tan Metallic

All other Knoll paint finishes and custom finishes (Series 2 components only)

**Laminates**

Worksurfaces

**An upcharge applies where specifying Legacy laminates. Add an amount equal to 10% of the solid PVC edgeband list price to the price of any product specified with a Legacy laminate.**

- MC Caramel Maple
- CM Clear Maple
- M1 Light Grey
- PA Pearwood
- SD Sand
- B Snow
- WM Warm Cherry
- MR6 Winter Grey Matrix

**Note:** Laminates and other finishes may vary in color due to different dye lots. Slight variations are to be expected.


**Worksurface Edges**

2mm edgeband

- MC Caramel Maple
- CM Clear Maple
- Y3 Dark Grey
- Y2 Medium Grey
- MT Metal
- Y1 Pewter
- SD Sand
- B Snow
- WM Warm Cherry


Dividends Worksurfaces  
*Rectangular 18" Deep*  
*Rectangular 18" Deep + Post*

Standard Specials Systems

description	w	d	t	pattern no.	PVC edge	woodgrain PVC edge	metal edge	techgrain w/ techgrain edge
18" Deep Rectangular, No Grommet 	18"	18"	1 1/4"	<b>D1R1818NQ</b>	\$182.	\$201.	\$219.	\$445.
18" Deep Rectangular, No Grommet Post Condition	21"	18"	1 1/4"	<b>D1R2118NQ</b>	186.	206.	224.	454.
	27"	18"	1 1/4"	<b>D1R2718NQ</b>	195.	213.	234.	477.
	33"	18"	1 1/4"	<b>D1R3318NQ</b>	218.	241.	262.	501.
	39"	18"	1 1/4"	<b>D1R3918NQ</b>	253.	279.	304.	524.
	45"	18"	1 1/4"	<b>D1R4518NQ</b>	281.	309.	337.	547.
	51"	18"	1 1/4"	<b>D1R5118NQ</b>	299.	330.	359.	567.
	57"	18"	1 1/4"	<b>D1R5718NQ</b>	325.	357.	390.	588.
	63"	18"	1 1/4"	<b>D1R6318NQ</b>	350.	385.	420.	610.
	69"	18"	1 1/4"	<b>D1R6918NQ</b>	370.	408.	445.	631.
	75"	18"	1 1/4"	<b>D1R7518NQ</b>	396.	436.	475.	658.
	81"	18"	1 1/4"	<b>D1R8118NQ</b>	417.	459.	501.	683.
	87"	18"	1 1/4"	<b>D1R8718NQ</b>	465.	511.	557.	709.
	93"	18"	1 1/4"	<b>D1R9318NQ</b>	514.	565.	618.	734.
	99"	18"	1 1/4"	<b>D1R9918NQ</b>	577.	634.	691.	797.

Order Code	Ordering Information	Included with:	Options
<b>"D" Worksurface</b>	<b>"D" Worksurface</b>	<b>Worksurfaces</b>	<b>Worksurfaces</b>
<i>Example:</i> <b>D1R 1818N Q, 114, 114</b>	1. Pattern Number		• Center-Located Edge Grommet
<b>D1R</b> Pattern Number	2. Laminate Finish		To specify, replace the <b>"N"</b> suffix from the pattern number with <b>"G"</b> .
<b>1818G Q</b>	3. Edge Band Finish		<b>Add \$18.</b>
<b>114</b> Folkstone Grey Laminate			• Woodgrain PVC edge
<b>114</b> Folkstone grey Edge Band			• Metal edge

Dividends Worksurfaces  
*Rectangular 24" Deep*  
*Rectangular 24" Deep + Post*

description	w	d	t	pattern no.	PVC edge	woodgrain PVC edge	metal edge	techgrain w/ techgrain edge
24" Deep Rectangular, No Grommet 	102"	24"	1 1/4"	<b>D1R10224NQ</b>	\$714.	\$786.	\$856.	\$928.
	108"	24"	1 1/4"	<b>D1R10824NQ</b>	776.	854.	931.	1,009.
	120"	24"	1 1/4"	<b>D1R12024NQ</b>	900.	990.	1,082.	1,171.
24" Deep Rectangular, No Grommet Post Condition	21"	24"	1 1/4"	<b>D1R2124NQ</b>	196.	215.	235.	469.
	27"	24"	1 1/4"	<b>D1R2724NQ</b>	226.	248.	270.	496.
	33"	24"	1 1/4"	<b>D1R3324NQ</b>	250.	276.	301.	521.
	39"	24"	1 1/4"	<b>D1R3924NQ</b>	286.	315.	344.	549.
	45"	24"	1 1/4"	<b>D1R4524NQ</b>	320.	352.	384.	576.
	51"	24"	1 1/4"	<b>D1R5124NQ</b>	347.	382.	417.	607.
	57"	24"	1 1/4"	<b>D1R5724NQ</b>	375.	413.	450.	636.
	63"	24"	1 1/4"	<b>D1R6324NQ</b>	406.	446.	486.	664.
	69"	24"	1 1/4"	<b>D1R6924NQ</b>	422.	465.	507.	692.
	75"	24"	1 1/4"	<b>D1R7524NQ</b>	454.	499.	544.	725.
	81"	24"	1 1/4"	<b>D1R8124NQ</b>	479.	528.	576.	757.
	87"	24"	1 1/4"	<b>D1R8724NQ</b>	542.	596.	650.	789.
	93"	24"	1 1/4"	<b>D1R9324NQ</b>	589.	648.	708.	819.
	99"	24"	1 1/4"	<b>D1R9924NQ</b>	651.	717.	782.	882.

**Ordering Information**

**Worksurfaces**

1. Pattern Number
2. Laminate Finish
3. Edge Band Finish

**Order Code**

**Worksurfaces**

*Example:* **D1R 4524NQ, 114, 114**

**D1R** Pattern Number

**4524N Q**

**114** Folkstone Grey Laminate

**114** Folkstone Grey Edge Band

**Included with:**

**Worksurfaces**

**Options**

**Worksurfaces**

- Center-Located Edge Grommet  
To specify, replace the "N" suffix from the pattern number with "G".  
**Add \$18.**
- Woodgrain PVC edge
- Metal edge

Dividends Worksurfaces  
*Rectangular 30" Deep*  
*Rectangular 30" Deep + Post*

description	w	d	t	pattern no.	PVC edge	woodgrain PVC edge	metal edge	techgrain w/ techgrain edge
30" Deep Rectangular, No Grommet	102"	30"	1 1/4"	<b>D1R10230NQ</b>	\$832.	\$916.	\$999.	\$1,082.
	108"	30"	1 1/4"	<b>D1R10830NQ</b>	894.	984.	1,072.	1,163.
	114"	30"	1 1/4"	<b>D1R11430NQ</b>	957.	1,053.	1,147.	1,243.
	120"	30"	1 1/4"	<b>D1R12030NQ</b>	1,018.	1,120.	1,222.	1,323.
30" Deep Rectangular, No Grommet Post Condition	27"	33"	1 1/4"	<b>D1R2730NQ</b>	281.	308.	337.	523.
	33"	30"	1 1/4"	<b>D1R3330NQ</b>	310.	341.	373.	559.
	39"	30"	1 1/4"	<b>D1R3930NQ</b>	339.	373.	407.	596.
	45"	30"	1 1/4"	<b>D1R4530NQ</b>	375.	413.	450.	634.
	51"	30"	1 1/4"	<b>D1R5130NQ</b>	424.	468.	510.	662.
	57"	30"	1 1/4"	<b>D1R5730NQ</b>	469.	515.	561.	689.
	63"	30"	1 1/4"	<b>D1R6330NQ</b>	520.	574.	625.	717.
	69"	30"	1 1/4"	<b>D1R6930NQ</b>	542.	596.	650.	743.
	75"	30"	1 1/4"	<b>D1R7530NQ</b>	579.	636.	693.	777.
	81"	30"	1 1/4"	<b>D1R8130NQ</b>	615.	676.	736.	811.
	87"	30"	1 1/4"	<b>D1R8730NQ</b>	660.	726.	792.	845.
	93"	30"	1 1/4"	<b>D1R9330NQ</b>	708.	778.	849.	879.
	99"	30"	1 1/4"	<b>D1R9930NQ</b>	769.	847.	924.	1,001.

**Ordering Information**

**Worksurfaces**

1. Pattern Number
2. Laminate Finish
3. Edge Band Finish

**Order Code**

**Worksurfaces**

*Example:* **D1R 6330N Q, 114, 114**

**D1R** Pattern Number  
**6330N Q**

**114** Folkstone Grey Laminate

**114** Folkstone Grey Edge Band

**Included with:**

**Worksurfaces**

**Options:**

**Worksurfaces**

- Center-Located Edge Grommet  
 To specify, replace the "N" suffix from the pattern number with "G".  
**Add \$18.**
- Woodgrain PVC edge
- Metal edge



Dividends Worksurfaces  
*Rectangular 36" Deep*  
*Rectangular 36" Deep + Post*

description	w	d	thickness	pattern no.	PVC edge	woodgrain PVC edge	metal edge	techgrain w/ techgrain edge
36" Deep Rectangular, No Grommet	30"	36"	1 1/4"	<b>D1R3036NQ</b>	\$558.	\$615.	\$671.	\$726.
	36"	36"	1 1/4"	<b>D1R3636NQ</b>	584.	642.	701.	759.
	42"	36"	1 1/4"	<b>D1R4236NQ</b>	587.	646.	705.	763.
	48"	36"	1 1/4"	<b>D1R4836NQ</b>	593.	652.	712.	771.
	54"	36"	1 1/4"	<b>D1R5436NQ</b>	600.	661.	721.	818.
	78"	36"	1 1/4"	<b>D1R7836NQ</b>	793.	872.	952.	1,030.
	84"	36"	1 1/4"	<b>D1R8436NQ</b>	855.	940.	1,026.	1,111.
	90"	36"	1 1/4"	<b>D1R9036NQ</b>	918.	1,009.	1,101.	1,193.
	96"	36"	1 1/4"	<b>D1R9636NQ</b>	980.	1,078.	1,176.	1,273.
	102"	36"	1 1/4"	<b>D1R10236NQ</b>	1,042.	1,146.	1,250.	1,354.
	108"	36"	1 1/4"	<b>D1R10836NQ</b>	1,104.	1,215.	1,325.	1,436.
	114"	36"	1 1/4"	<b>D1R11436NQ</b>	1,167.	1,283.	1,400.	1,517.
120"	36"	1 1/4"	<b>D1R12036NQ</b>	1,229.	1,351.	1,475.	1,598.	
36" Deep Rectangular, No Grommet Post Condition	30"	36"	1 1/4"	<b>D1R3336NQ</b>	558.	615.	671.	726.
	39"	36"	1 1/4"	<b>D1R3936NQ</b>	584.	642.	701.	759.
	45"	36"	1 1/4"	<b>D1R4536NQ</b>	587.	646.	705.	763.
	51"	36"	1 1/4"	<b>D1R5136NQ</b>	593.	652.	712.	771.
	57"	36"	1 1/4"	<b>D1R5736NQ</b>	600.	661.	721.	818.
	63"	36"	1 1/4"	<b>D1R6336NQ</b>	663.	729.	795.	861.
	69"	36"	1 1/4"	<b>D1R6936NQ</b>	729.	803.	877.	949.
	75"	36"	1 1/4"	<b>D1R7536NQ</b>	793.	872.	952.	1,030.
	81"	36"	1 1/4"	<b>D1R8136NQ</b>	855.	940.	1,026.	1,111.
	87"	36"	1 1/4"	<b>D1R8736NQ</b>	918.	1,009.	1,101.	1,193.
	93"	36"	1 1/4"	<b>D1R9336NQ</b>	961.	1,057.	1,153.	1,249.
	99"	36"	1 1/4"	<b>D1R9936NQ</b>	1,000.	1,100.	1,199.	1,300.

**Ordering Information**

**Worksurfaces**

1. Pattern Number
2. Laminate Finish
3. Edge Band Finish

**Order Code**

**Worksurfaces**

*Example:* **D1R 3036N Q, 114, 114**

**D1R** Pattern Number  
**3036N Q**

**114** Folkstone Grey Laminate

**114** Folkstone Grey Edge Band

**Included with:**

**Worksurfaces**

**Options**


**Worksurfaces**

- Center-Located Edge Grommet  
To specify, replace the "N" suffix from the pattern number with "G".  
**Add \$18.**
- Woodgrain PVC edge
- Metal edge

# Dividends Worksurfaces

## Curvilinear Wave End

### Left

description	1	2	3	A	B	t	pattern no.	PVC edge	woodgrain PVC edge	metal edge	techgrain w/ techgrain edge
Curvilinear Wave End Left No Grommet	29 1/2"	23 1/2"	29 1/2"	14 15/16"	2 15/16"	1 1/4"	<b>D1W303024NQ</b>	\$528.	\$581.	\$633.	\$686.
	35 13/16"	17 1/2"	23 1/2"	14 15/16"	2 15/16"	1 1/4"	<b>D1W362418NQ</b>	590.	649.	709.	767.
	47 13/16"	23 1/2"	35 13/16"	14 15/16"	14 15/16"	1 1/4"	<b>D1W483624NQ</b>	678.	746.	813.	882.
	53 13/16"	23 1/2"	29 1/2"	14 15/16"	14 15/16"	1 1/4"	<b>D1W543024NQ</b>	685.	754.	822.	891.
	59 13/16"	17 1/2"	29 1/2"	23 7/16"	14 15/16"	1 1/4"	<b>D1W603018NQ</b>	698.	767.	837.	906.
	59 13/16"	23 1/2"	29 1/2"	23 7/16"	18 7/16"	1 1/4"	<b>D1W603024NQ</b>	698.	767.	837.	906.
	59 13/16"	23 1/2"	35 1/2"	17 1/2"	14 15/16"	1 1/4"	<b>D1W603624NQ</b>	780.	858.	936.	1,015.
	65 13/16"	23 1/2"	29 1/2"	23 7/16"	15 15/16"	1 1/4"	<b>D1W663024NQ</b>	732.	805.	880.	953.
	65 13/16"	23 1/2"	35 1/2"	23 7/16"	14 15/16"	1 1/4"	<b>D1W663624NQ</b>	820.	902.	984.	1,066.
	71 13/16"	29 1/2"	35 1/2"	23 7/16"	14 15/16"	1 1/4"	<b>D1W723630NQ</b>	851.	936.	1,021.	1,106.
	77 13/16"	23 1/2"	29 1/2"	23 7/16"	30 7/16"	1 1/4"	<b>D1W783024NQ</b>	825.	906.	989.	1,071.
	77 13/16"	23 1/2"	35 1/2"	23 7/16"	14 15/16"	1 1/4"	<b>D1W783624NQ</b>	918.	1,009.	1,101.	1,193.
	83 13/16"	23 1/2"	35 1/2"	23 7/16"	14 15/16"	1 1/4"	<b>D1W843624NQ</b>	946.	1,041.	1,135.	1,230.
	89 13/16"	23 1/2"	29 1/2"	23 7/16"	30 7/16"	1 1/4"	<b>D1W903024NQ</b>	935.	1,029.	1,123.	1,216.
	95 13/16"	23 1/2"	29 1/2"	23 7/16"	39"	1 1/4"	<b>D1W963024NQ</b>	998.	1,098.	1,197.	1,298.
	95 13/16"	23 1/2"	35 1/2"	23 7/16"	14 15/16"	1 1/4"	<b>D1W963624NQ</b>	1,023.	1,126.	1,228.	1,331.
	95 13/16"	29 1/2"	35 1/2"	23 7/16"	30 7/16"	1 1/4"	<b>D1W963630NQ</b>	1,023.	1,126.	1,228.	1,331.

Order Code	Ordering Information	Included with:	Options
<b>Worksurfaces</b>	<b>Worksurfaces</b>	<b>Worksurfaces</b>	<b>Worksurfaces</b>
<i>Example:</i> <b>D1R 303024N Q, 114, 114</b>	1. Pattern Number		• Center-Located Edge Grommet
<b>D1R</b> Pattern Number	2. Laminate Finish		To specify, replace the "N" suffix from the pattern number with "G".
<b>303024N</b>	3. Edge Band Finish		<b>Add \$18.</b>
<b>114</b> Folkstone Grey Laminate			• Woodgrain PVC edge
<b>114</b> Folkstone Grey Edge Band			• Metal edge

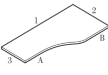
# Dividends Worksurfaces

## Curvilinear Wave End

### Right

Standard Specials Systems

Dividends Horizon System

description	1	2	3	A	B	t	pattern no.	PVC edge	woodgrain PVC edge	metal edge	techgrain w/ techgrain edge
Curvilinear Wave End Right No Grommet	29 1/2"	29 1/2"	23 1/2"	2 15/16"	14 15/16"	1 1/4"	<b>D1W302430NQ</b>	\$528.	\$581.	\$633.	\$686.
	35 13/16"	23 1/2"	17 1/2"	2 15/16"	14 15/16"	1 1/4"	<b>D1W361824NQ</b>	590.	649.	709.	767.
	47 13/16"	35 13/16"	23 1/2"	14 15/16"	14 15/16"	1 1/4"	<b>D1W482436NQ</b>	678.	746.	813.	882.
	53 13/16"	29 1/2"	23 1/2"	14 15/16"	14 15/16"	1 1/4"	<b>D1W542430NQ</b>	685.	754.	822.	891.
	59 13/16"	29 1/2"	17 1/2"	14 15/16"	23 7/16"	1 1/4"	<b>D1W601830NQ</b>	698.	767.	837.	906.
	59 13/16"	29 1/2"	23 1/2"	18 7/16"	23 7/16"	1 1/4"	<b>D1W602430NQ</b>	698.	767.	837.	906.
	59 13/16"	35 1/2"	23 1/2"	14 15/16"	17 1/2"	1 1/4"	<b>D1W602436NQ</b>	780.	858.	936.	1,015.
	65 13/16"	29 1/2"	23 1/2"	15 15/16"	23 7/16"	1 1/4"	<b>D1W662430NQ</b>	732.	805.	880.	953.
	65 13/16"	35 1/2"	23 1/2"	14 15/16"	23 7/16"	1 1/4"	<b>D1W662436NQ</b>	820.	902.	984.	1,066.
	71 13/16"	35 1/2"	29 1/2"	30 7/16"	23 7/16"	1 1/4"	<b>D1W723036NQ</b>	851.	936.	1,021.	1,106.
	77 13/16"	29 1/2"	23 1/2"	30 7/16"	23 7/16"	1 1/4"	<b>D1W782430NQ</b>	825.	906.	989.	1,071.
	77 13/16"	35 1/2"	23 1/2"	14 15/16"	23 7/16"	1 1/4"	<b>D1W782436NQ</b>	918.	1,009.	1,101.	1,193.
	83 13/16"	35 1/2"	23 1/2"	14 15/16"	23 7/16"	1 1/4"	<b>D1W842436NQ</b>	946.	1,041.	1,135.	1,230.
	89 13/16"	29 1/2"	23 1/2"	30 7/16"	23 7/16"	1 1/4"	<b>D1W902430NQ</b>	935.	1,029.	1,123.	1,216.
	95 13/16"	29 1/2"	23 1/2"	39"	23 7/16"	1 1/4"	<b>D1W962430NQ</b>	998.	1,098.	1,197.	1,298.
	95 13/16"	35 1/2"	23 1/2"	14 15/16"	23 7/16"	1 1/4"	<b>D1W962436NQ</b>	1,023.	1,126.	1,228.	1,331.
	95 13/16"	35 1/2"	23 1/2"	30 7/16"	23 7/16"	1 1/4"	<b>D1W963036NQ</b>	1,023.	1,126.	1,228.	1,331.

#### Ordering Information

#### Worksurfaces

1. Pattern Number
2. Laminate Finish
3. Edge Band Finish

#### Order Code

#### Worksurfaces

*Example:* **D1R 302430N Q, 114, 114**

**D1R** Pattern Number  
**302430N**

**Q14** Folkstone  
Grey Laminate

**114** Folkstone Grey Edge  
Band

#### Included with:

#### Worksurfaces

#### Options

#### Worksurfaces

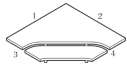
- Center-Located Edge Grommet  
To specify, replace the "N" suffix from the pattern number with "G".  
**Add \$18.**
- Woodgrain PVC edge
- Metal edge

# Dividends Worksurfaces

## Rectilinear Corner, Split Top Corner

Standard Specials Systems

description	1	2	3	4	t	pattern no.	PVC edge	woodgrain PVC edge	metal edge	techgrain w/ techgrain edge
Rectilinear Corner Worksurface. 30" Deep Return Left 30" Deep Return Right With Grommets	42"	42"	30"	30"	1 1/4"	<b>D1C4230GQ</b>	\$646.	\$711.	\$775.	\$1,195.
Rectilinear Corner Worksurface. 30" Deep Return Left 30" Deep Return Right No Grommets	42"	42"	30"	30"	1 1/4"	<b>D1C4230NQ</b>	611.	673.	733.	1,164.
Rectilinear Corner Worksurface. 36" Deep Return Left 36" Deep Return Right With Grommets	48"	48"	36"	36"	1 1/4"	<b>D1C4836GQ</b>	733.	808.	881.	1,340.
Rectilinear Corner Worksurface. 36" Deep Return Left 36" Deep Return Right No Grommets	48"	48"	36"	36"	1 1/4"	<b>D1C4836NQ</b>	699.	768.	838.	1,308.
Split Top Corner Worksurface With Grommets	36"	36"	24"	24"	1 1/4"	<b>D1CS3624GQ</b>	1,876.	2,064.	2,251.	3,254.
Split Top Corner Worksurface No Grommets	36"	36"	24"	24"	1 1/4"	<b>D1CS3624NQ</b>	1,842.	2,025.	2,209.	3,222.



### Ordering Information

#### Worksurfaces

1. Pattern Number
2. Laminate Finish
3. Edge Band Finish

#### Split Top Corner Worksurfaces

1. Pattern Number
2. Laminate Finish
3. Edge Band Finish

### Order Code

#### Worksurfaces

*Example:* **D1C 4230G Q 117, 115**

**D1C** Pattern Number  
**4230G Q**

**117** Soft Grey Laminate

**115** Medium Grey Edge Band

#### Split Top Corner Worksurfaces

*Example:* **D1CS 3624G Q 117, 117**

**D1CS** Pattern Number  
**3624G Q**

**117** Soft Grey Laminate

**117** Soft Grey Edge Band

### Included with:

#### Worksurfaces

- Worksurface
- Panel-to-Worksurface Bracket
- Split Top Corner Worksurfaces

#### Split Top Corner Worksurfaces

- Front Worksurface
- Back Worksurface
- Split Top Mechanism
- Flat Brackets
- Panel-to-Worksurface Bracket

### Options

#### Worksurfaces

- 2 Center-Located Edge Grommets
- Woodgrain PVC edge
- Metal edge

#### Worksurfaces

- 2 Center-Located Edge Grommets
- Woodgrain PVC edge
- Metal edge

Dividends Worksurfaces  
 Curvilinear Corner  
 "L" Shape-24" Depths

description	1	2	3	4	t	pattern no.	PVC edge	woodgrain PVC edge	metal edge	techgrain w/ techgrain edge
Curvilinear Corner "L" Shape Worksurface 24"	36"	48"	24"	24"	1 1/4"	<b>D1L3648SSNQ</b>	\$657.	\$722.	\$788.	\$1,182.
Deep Returns Left and Right No Grommet	36"	54"	24"	24"	1 1/4"	<b>D1L3654SSNQ</b>	740.	813.	887.	1,331.
	36"	60"	24"	24"	1 1/4"	<b>D1L3660SSNQ</b>	814.	895.	976.	1,466.
	36"	72"	24"	24"	1 1/4"	<b>D1L3672SSNQ</b>	867.	954.	1,040.	1,560.
	36"	78"	24"	24"	1 1/4"	<b>D1L3678SSNQ</b>	877.	964.	1,052.	1,577.
	42"	48"	24"	24"	1 1/4"	<b>D1L4248SSNQ</b>	664.	730.	797.	1,195.
	42"	54"	24"	24"	1 1/4"	<b>D1L4254SSNQ</b>	814.	895.	976.	1,466.
	42"	84"	24"	24"	1 1/4"	<b>D1L4284SSNQ</b>	1,094.	1,204.	1,312.	1,969.
	48"	36"	24"	24"	1 1/4"	<b>D1L4836SSNQ</b>	657.	722.	788.	1,182.
	48"	42"	24"	24"	1 1/4"	<b>D1L4842SSNQ</b>	664.	730.	797.	1,195.
	48"	54"	24"	24"	1 1/4"	<b>D1L4854SSNQ</b>	822.	904.	987.	1,480.
	48"	78"	24"	24"	1 1/4"	<b>D1L4878SSNQ</b>	974.	1,071.	1,170.	1,754.
	48"	96"	24"	24"	1 1/4"	<b>D1L4896SSNQ</b>	1,218.	1,340.	1,463.	2,193.
	54"	36"	24"	24"	1 1/4"	<b>D1L5436SSNQ</b>	740.	813.	887.	1,331.
	54"	42"	24"	24"	1 1/4"	<b>D1L5442SSNQ</b>	814.	895.	976.	1,466.
	54"	48"	24"	24"	1 1/4"	<b>D1L5448SSNQ</b>	822.	904.	987.	1,480.
	60"	36"	24"	24"	1 1/4"	<b>D1L6036SSNQ</b>	814.	895.	976.	1,466.
	72"	36"	24"	24"	1 1/4"	<b>D1L7236SSNQ</b>	867.	954.	1,040.	1,560.
	78"	36"	24"	24"	1 1/4"	<b>D1L7836SSNQ</b>	877.	964.	1,052.	1,577.
	84"	42"	24"	24"	1 1/4"	<b>D1L8442SSNQ</b>	1,094.	1,204.	1,312.	1,969.
	96"	48"	24"	24"	1 1/4"	<b>D1L9648SSNQ</b>	1,218.	1,340.	1,463.	2,193.

**Ordering Information**

1. **Worksurfaces**
2. Pattern Number
3. Laminate Finish
4. Edge Band Finish

**Order Code**

<b>Worksurfaces</b>	
<i>Example:</i> <b>D1L 3648SSN Q M42, E</b>	
<b>D1L</b>	Pattern Number
<b>3648SSN</b>	
<b>M42</b>	Soft grey laminate
<b>E</b>	Edge Band

**Included With:**

- Worksurfaces**  
 Worksurface  
 Panel-to-Worksurface Bracket

**Options**

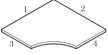
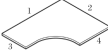
- Worksurfaces**
- 2 center-located edge grommets  
 To specify, replace the "N" suffix from the pattern number with "G"  
**Add \$28**
  - Woodgrain PVC edge
  - Metal edge

# Dividends Worksurfaces

## Curvilinear Corner

### "L" Shape-30" Depths

Standard Specials Systems

description	1	2	3	4	t	pattern no.	PVC edge	woodgrain PVC edge	metal edge	techgrain w/ techgrain edge
Curvilinear Corner "L" Shape Worksurface 30"	42"	42"	30"	30"	1 1/4"	<b>D1L4242DDNQ</b>	\$717.	\$789.	\$860.	\$1,291.
Deep Returns Left and Right No Grommet	42"	60"	30"	30"	1 1/4"	<b>D1L4260DDNQ</b>	835.	919.	1,002.	1,504.
	42"	66"	30"	30"	1 1/4"	<b>D1L4266DDNQ</b>	876.	963.	1,051.	1,575.
	42"	72"	30"	30"	1 1/4"	<b>D1L4272DDNQ</b>	917.	1,008.	1,100.	1,649.
	48"	60"	30"	30"	1 1/4"	<b>D1L4860DDNQ</b>	876.	963.	1,051.	1,575.
	48"	66"	30"	30"	1 1/4"	<b>D1L4866DDNQ</b>	916.	1,007.	1,098.	1,648.
	48"	72"	30"	30"	1 1/4"	<b>D1L4872DDNQ</b>	957.	1,053.	1,147.	1,722.
	48"	84"	30"	30"	1 1/4"	<b>D1L4884DDNQ</b>	1,082.	1,189.	1,298.	1,946.
	48"	96"	30"	30"	1 1/4"	<b>D1L4896DDNQ</b>	1,206.	1,326.	1,446.	2,170.
	60"	42"	30"	30"	1 1/4"	<b>D1L6042DDNQ</b>	835.	919.	1,002.	1,504.
	60"	48"	30"	30"	1 1/4"	<b>D1L6048DDNQ</b>	876.	963.	1,051.	1,575.
	66"	42"	30"	30"	1 1/4"	<b>D1L6642DDNQ</b>	876.	963.	1,051.	1,575.
	66"	48"	30"	30"	1 1/4"	<b>D1L6648DDNQ</b>	916.	1,007.	1,098.	1,648.
	72"	42"	30"	30"	1 1/4"	<b>D1L7242DDNQ</b>	917.	1,008.	1,100.	1,649.
	72"	48"	30"	30"	1 1/4"	<b>D1L7248DDNQ</b>	957.	1,053.	1,147.	1,722.
	84"	48"	30"	30"	1 1/4"	<b>D1L8448DDNQ</b>	1,082.	1,189.	1,298.	1,946.
	96"	48"	30"	30"	1 1/4"	<b>D1L9648DDNQ</b>	1,206.	1,326.	1,446.	2,170.

#### Ordering Information

1. Worksurfaces
2. Pattern Number
3. Laminate Finish
4. Edge Band Finish

#### Order Code

Worksurfaces	
<i>Example:</i>	<b>D1L 4272DDN Q, 117, 117</b>
<b>D1L</b>	Pattern Number
<b>4272DDN</b>	
<b>Q17</b>	Soft Grey laminate
<b>117</b>	Soft Grey Edge Band

#### Included with:

**Worksurfaces**  
 Worksurface  
 Panel-to-Worksurface Bracket

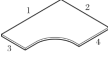
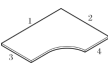
#### Options

- Worksurfaces**
- 2 center-located edge grommets  
 To specify, replace the "N" suffix from the pattern number with "G"  
**Add \$28**
  - Woodgrain PVC edge
  - Metal edge

# Dividends Worksurfaces

## Curvilinear Corner

### "L" Shape-Mixed Depths

description	1	2	3	4	t	pattern no.	PVC edge	woodgrain PVC edge	metal edge	techgrain w/ techgrain edge
Curvilinear Corner "L" Shape Worksurface 24" Deep Return Left and 30" Deep Return Right	36"	48"	24"	30"	1 1/4"	<b>D1L3648SDNQ</b>	\$692.	\$762.	\$831.	\$1,247.
	36"	54"	24"	30"	1 1/4"	<b>D1L3654SDNQ</b>	770.	848.	925.	1,387.
	42"	42"	24"	30"	1 1/4"	<b>D1L4242SDNQ</b>	700.	769.	840.	1,260.
	42"	48"	24"	30"	1 1/4"	<b>D1L4248SDNQ</b>	708.	778.	849.	1,273.
	42"	66"	24"	30"	1 1/4"	<b>D1L4266SDNQ</b>	849.	933.	1,019.	1,527.
	42"	72"	24"	30"	1 1/4"	<b>D1L4272SDNQ</b>	890.	979.	1,068.	1,602.
	48"	42"	24"	30"	1 1/4"	<b>D1L4842SDNQ</b>	708.	778.	849.	1,273.
	48"	78"	24"	30"	1 1/4"	<b>D1L4878SDNQ</b>	953.	1,048.	1,142.	1,715.
	48"	84"	24"	30"	1 1/4"	<b>D1L4884SDNQ</b>	1,015.	1,115.	1,217.	1,826.
	54"	36"	24"	30"	1 1/4"	<b>D1L5436SDNQ</b>	770.	848.	925.	1,387.
	66"	42"	24"	30"	1 1/4"	<b>D1L6642SDNQ</b>	849.	933.	1,019.	1,527.
	84"	48"	24"	30"	1 1/4"	<b>D1L8448SDNQ</b>	1,015.	1,115.	1,217.	1,826.
Curvilinear Corner "L" Shape Worksurface 30" Deep Return Left and 24" Deep Return Right	36"	48"	30"	24"	1 1/4"	<b>D1L3648DSNQ</b>	692.	762.	831.	1,247.
	42"	42"	30"	24"	1 1/4"	<b>D1L4242DSNQ</b>	700.	769.	840.	1,260.
	42"	48"	30"	24"	1 1/4"	<b>D1L4248DSNQ</b>	708.	778.	849.	1,273.
	42"	66"	30"	24"	1 1/4"	<b>D1L4266DSNQ</b>	849.	933.	1,019.	1,527.
	42"	72"	30"	24"	1 1/4"	<b>D1L4272DSNQ</b>	890.	979.	1,068.	1,602.
	48"	78"	30"	24"	1 1/4"	<b>D1L4878DSNQ</b>	953.	1,048.	1,142.	1,715.
	48"	84"	30"	24"	1 1/4"	<b>D1L4884DSNQ</b>	1,015.	1,115.	1,217.	1,826.
	48"	96"	30"	24"	1 1/4"	<b>D1L4896DSNQ</b>	1,139.	1,254.	1,367.	2,051.
	54"	36"	30"	24"	1 1/4"	<b>D1L5436DSNQ</b>	770.	848.	925.	1,387.
	66"	42"	30"	24"	1 1/4"	<b>D1L6642DSNQ</b>	849.	933.	1,019.	1,527.
	84"	48"	30"	24"	1 1/4"	<b>D1L8448DSNQ</b>	1,015.	1,115.	1,217.	1,826.

#### Ordering Information

- Worksurfaces**
1. Pattern Number
  2. Laminate Finish
  3. Edge Band Finish

Note: "S" = 24"D  
"D" = 30"D

#### Order Code

**Worksurfaces**

*Example:* **D1L 4272SDN Q, CH, Y1**

<b>D1L</b>	Pattern Number
<b>4272SDN</b>	
<b>QH</b>	Chiffon Laminate
<b>Y1</b>	Pewter edge band

#### Included with:




- Worksurfaces**
- Worksurface
  - Panel-to-worksurface bracket

#### Options

- Worksurfaces**
- 2 center-located edge grommets  
To specify, replace the "N" suffix from the pattern number with "G"  
**Add \$28**
  - Woodgrain PVC edge
  - Metal edge

Dividends Worksurfaces  
 “D”, “P” and “9” Peninsula,  
 And Corner Round Worksurface

Standard Specials Systems

description	w	d	pattern no.	PVC edge	woodgrain PVC edge	metal edge	techgrain w/ techgrain edge
“D” Peninsula Worksurface 	30	24	<b>D1D3024NQ</b>	\$465.	\$511.	\$557.	\$836.
	30	30	<b>D1D3030NQ</b>	514.	565.	617.	926.
	36	24	<b>D1D3624NQ</b>	486.	535.	583.	874.
	36	30	<b>D1D3630NQ</b>	536.	589.	642.	964.
	54	24	<b>D1D5424NQ</b>	548.	603.	658.	986.
	54	30	<b>D1D5430NQ</b>	683.	752.	819.	1,230.
	54	36	<b>D1D5436NQ</b>	812.	893.	974.	1,462.
	60	24	<b>D1D6024NQ</b>	610.	672.	732.	1,098.
	60	36	<b>D1D6036NQ</b>	837.	921.	1,005.	1,507.
	66	24	<b>D1D6624NQ</b>	673.	741.	806.	1,211.
	66	36	<b>D1D6636NQ</b>	858.	943.	1,030.	1,545.
	72	24	<b>D1D7224NQ</b>	734.	809.	882.	1,323.
	78	24	<b>D1D7824NQ</b>	797.	878.	957.	1,435.
	78	30	<b>D1D7830NQ</b>	848.	932.	1,018.	1,525.
	78	36	<b>D1D7836NQ</b>	921.	1,012.	1,104.	1,657.
	84	24	<b>D1D8424NQ</b>	859.	945.	1,031.	1,547.
	84	30	<b>D1D8430NQ</b>	911.	1,001.	1,092.	1,639.
	84	36	<b>D1D8436NQ</b>	983.	1,082.	1,179.	1,770.
	96	24	<b>D1D9624NQ</b>	982.	1,080.	1,178.	1,767.
	96	30	<b>D1D9630NQ</b>	1,008.	1,109.	1,210.	1,815.
96	36	<b>D1D9636NQ</b>	1,107.	1,218.	1,329.	1,993.	
Conferencing worksurface (left hand shown) 	60	48	<b>DB1BD48DLQ</b>	1,180.	1,299.	1,417.	3,005.
	60	48	<b>DB1BD48DRQ</b>	1,180.	1,299.	1,417.	3,005.
Blended “D” Peninsula Worksurface (left hand shown) 	54	48	<b>D1BD5448SLQ</b>	779.	857.	935.	3,212.
		48	<b>D1BD5448SRQ</b>	779.	857.	935.	3,212.
		48	<b>D1BD5448DLQ</b>	809.	890.	970.	3,264.
		48	<b>D1BD5448DRQ</b>	809.	890.	970.	3,264.
	60	48	<b>D1BD6048SLQ</b>	794.	873.	953.	3,207.
		48	<b>D1BD6048SRQ</b>	794.	873.	953.	3,207.

**Ordering Information**

- “D” Worksurface**  
 1. Pattern Number  
 2. Laminate Finish  
 3. Edge Band Finish

**Order Code**

**“D” Worksurface**  
*Example:* **D1BD 5448DL Q, 114, 114**

---

**D1BD** Pattern Number  
**5448 DL Q**

---

**114** Folkstone Grey Laminate

---

**114** Folkstone grey Edge Band

**Included with:**

- “D” Worksurface**
- Worksurface
- Note: Support column and panel-to-worksurface brackets must be ordered separately.

**Options**


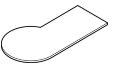

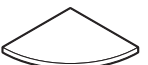
- “D” Worksurfaces**
- Woodgrain PVC edge
  - Metal edge



# Dividends Worksurfaces

## “D”, “P” and “9” Peninsula, And Corner Round Worksurface

Standard Specials Systems

description	w	d	pattern no.	PVC edge	woodgrain PVC edge	metal edge	techgrain w/ techgrain edge	
Blended “D” Peninsula Worksurface ( left hand shown ) 	60	48	<b>D1BD6048DLQ</b>	\$835.	\$919.	\$1,002.	\$3,375.	
		48	<b>D1BD6048DRQ</b>	835.	919.	1,002.	3,375.	
	72	42	<b>D1BD7242SRQ</b>	811.	892.	973.	3,445.	
		42	<b>D1BD7242SLQ</b>	811.	892.	973.	3,445.	
		42	<b>D1BD7242DRQ</b>	866.	953.	1,039.	3,498.	
		42	<b>D1BD7242DLQ</b>	866.	953.	1,039.	3,498.	
	78	48	<b>D1BD7848SRQ</b>	873.	961.	1,048.	3,889.	
		48	<b>D1BD7848SLQ</b>	873.	961.	1,048.	3,889.	
		48	<b>D1BD7848DLQ</b>	928.	1,021.	1,113.	3,942.	
		48	<b>D1BD7848DRQ</b>	928.	1,021.	1,113.	3,942.	
	84	48	<b>D1BD8448SLQ</b>	935.	1,029.	1,123.	4,035.	
		48	<b>D1BD8448SRQ</b>	935.	1,029.	1,123.	4,035.	
		48	<b>D1BD8448DRQ</b>	990.	1,090.	1,189.	4,273.	
		48	<b>D1BD8448DLQ</b>	990.	1,090.	1,189.	4,273.	
	Peninsula Worksurface, P-shaped 	54	30	<b>D1P5430NQ</b>	767.	845.	921.	2,110.
		60	30	<b>D1P6030NQ</b>	780.	858.	936.	2,145.
78		36	<b>D1P7836NQ</b>	979.	1,077.	1,174.	2,691.	
84		30	<b>D1P8430NQ</b>	955.	1,050.	1,145.	2,624.	
90		30	<b>D1P9030NQ</b>	1,017.	1,118.	1,221.	2,795.	
Peninsula Worksurface, 9-shaped 	54	30	<b>D195430NQ</b>	767.	845.	921.	2,110.	
	60	30	<b>D196030NQ</b>	780.	858.	936.	2,145.	
	78	36	<b>D197836NQ</b>	979.	1,077.	1,174.	2,691.	
	84	30	<b>D198430NQ</b>	955.	1,050.	1,145.	2,624.	
	90	30	<b>D199030NQ</b>	1,017.	1,118.	1,221.	2,795.	
Corner Round Worksurface 	30	30	<b>D1CRR30Q</b>	312.	344.	375.	1,375.	

### Ordering Information

#### “D” Worksurface

1. Pattern Number
2. Laminate Finish
3. Edge Band Finish

### Order Code

#### “D” Worksurface

*Example:* **D1BD 5448DL Q, 114, 114**

**D1BD** Pattern Number  
**5448 DL Q**

**114** Folkstone Grey  
Laminate

**114** Folkstone grey Edge  
Band

### Included with:

#### “D” Worksurface

- Worksurface

Note: Support column and panel-to-worksurface brackets must be ordered separately.

### Options

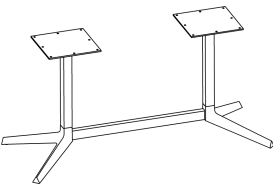
#### “D” Worksurfaces

- Woodgrain PVC edge
- Metal edge

# Dividends Table Supports

## Double Y Leg Base

Standard Specials Systems

description	type	pattern no.	P1/P2/P3
 <p>Y-Base, Double with stretcher</p>	For use with 60" Wide x 24" or 30" Deep	<b>DT1BYD602430Q</b>	\$1,019.
	For use with 60" Wide x 36" Deep	<b>DT1BYD6036Q</b>	1,024.
	For use with 66" Wide x 24" or 30" Deep	<b>DT1BYD662430Q</b>	1,029.
	For use with 66" Wide x 36" Deep	<b>DT1BYD6636Q</b>	1,035.
	For use with 72" Wide x 24" or 30" Deep	<b>DT1BYD722430Q</b>	1,040.
	For use with 72" Wide x 36" Deep	<b>DT1BYD7236Q</b>	1,045.
	For use with 72" Wide x 42" Deep	<b>DT1BYD7242Q</b>	1,045.
	For use with 78" Wide x 24" or 30" Deep	<b>DT1BYD782430Q</b>	1,051.
	For use with 78" Wide x 36" Deep	<b>DT1BYD7836Q</b>	1,056.
	For use with 78" Wide x 42" Deep	<b>DT1BYD7842Q</b>	1,056.
	For use with 84" Wide x 24" or 30" Deep	<b>DT1BYD842430Q</b>	1,061.
	For use with 84" Wide x 36" Deep	<b>DT1BYD8436Q</b>	1,066.
	For use with 84" Wide x 42" Deep	<b>DT1BYD8442Q</b>	1,066.
	For use with 90" Wide x 24" or 30" Deep	<b>DT1BYD902430Q</b>	1,071.
	For use with 90" Wide x 36" Deep	<b>DT1BYD9036Q</b>	1,077.
	For use with 90" Wide x 42" Deep	<b>DT1BYD9042Q</b>	1,077.
	For use with 96" Wide x 24" or 30" Deep	<b>DT1BYD962430Q</b>	1,083.
	For use with 96" Wide x 36" Deep	<b>DT1BYD9636Q</b>	1,088.
	For use with 96" Wide x 42" Deep	<b>DT1BYD9642Q</b>	1,088.

### Ordering Information

#### Table Supports:

1. Pattern number
2. Paint Finish

### Order Code

#### Double Y Leg Base:

*Example:* **DT1BYD,114**

**DT1** Dividends Horizon  
Table

**B** Base

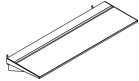
**YD** Double Y

**114** Paint Finish

### Included with:

**Note:** Table supports are only available in Knoll core finishes.

description	w	d	h	pattern no.	list	P1	P2	P3
Coat hook, 4 per pkg. For Flat top cap				<b>DP5CHQ</b>	\$239.			
Wall mounted bracket with cover For 14"h panel mounted sliding door overheads	30"		14"	<b>DS3WMC1430Q</b>		192.	208.	225.
	33"		14"	<b>DS3WMC1433Q</b>		196.	212.	229.
	36"		14"	<b>DS3WMC1436Q</b>		196.	212.	229.
	42"		14"	<b>DS3WMC1442Q</b>		199.	216.	234.
	48"		14"	<b>DS3WMC1448Q</b>		205.	224.	242.
Wall mounted bracket with cover For 21"h panel mounted sliding door overheads	30"		21"	<b>DS3WMC2130Q</b>		238.	260.	281.
	33"		21"	<b>DS3WMC2133Q</b>		243.	265.	286.
	36"		21"	<b>DS3WMC2136Q</b>		243.	265.	286.
	42"		21"	<b>DS3WMC2142Q</b>		262.	286.	309.
	48"		21"	<b>DS3WMC2148Q</b>		277.	302.	327.
Aluminum shelf with panel brackets	18"	8"	1"	<b>DS1AS18Q( )()</b>	448.			
	24"	8"	1"	<b>DS1AS24Q( )()</b>	472.			
	30"	8"	1"	<b>DS1AS30Q( )()</b>	503.			
	36"	8"	1"	<b>DS1AS36Q( )()</b>	533.			
	42"	8"	1"	<b>DS1AS42Q( )()</b>	559.			
	48"	8"	1"	<b>DS1AS48Q( )()</b>	584.			
	54"	8"	1"	<b>DS1AS54Q( )()</b>	611.			
	60"	8"	1"	<b>DS1AS60Q( )()</b>	639.			
	66"	8"	1"	<b>DS1AS72Q( )()</b>	664.			
	72"	8"	1"	<b>DS1AS66Q( )()</b>	689.			



**Ordering Information**

**Coat hook**

1. Pattern Number
2. Paint Finish

**Wall mounted bracket with cover**

1. Pattern Number
2. Paint Finish

**Aluminum shelf**

1. Bracket finish  
any standard paint finish
2. Shelf finish  
Anodized Aluminum or any standard paint finish except Silver (613)

**Application Notes**

**Wall mounted bracket with cover**

For 60" wide overhead, use (2x) 30" brackets  
For 66" wide overhead, use (2x) 33" brackets  
For 72" wide overhead, use (2x) 36" brackets

Cover is required for aesthetics purpose

**Aluminum display shelf**

Aluminum display shelves provide an additional level of storage between the worksurface and standard overhead storage.

Aluminum display shelves include brackets for support from vertical panel connector tracks.

Shelves may be mounted on any combination of vertical panels of the same total width.

Shelves may extend 12" past the mounting bracket on either side.

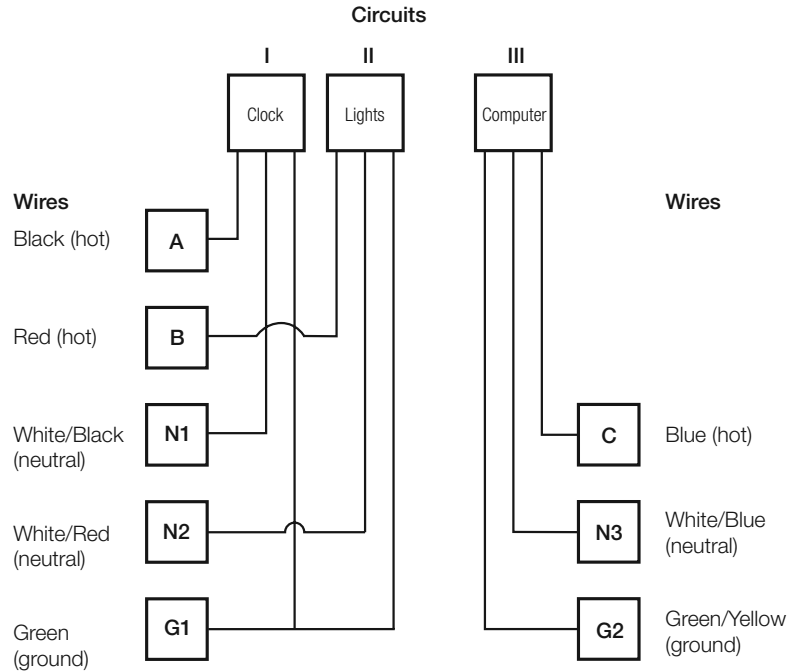
Dividends Electrical  
*Alternative Electrical Specification*  
 8-wire (2+1) and 10-wire (2+2) Electrical Systems

**Dividends Horizon Electrical Specifications**

**Wiring Diagram**

8-wire / 3-circuit (2+1)

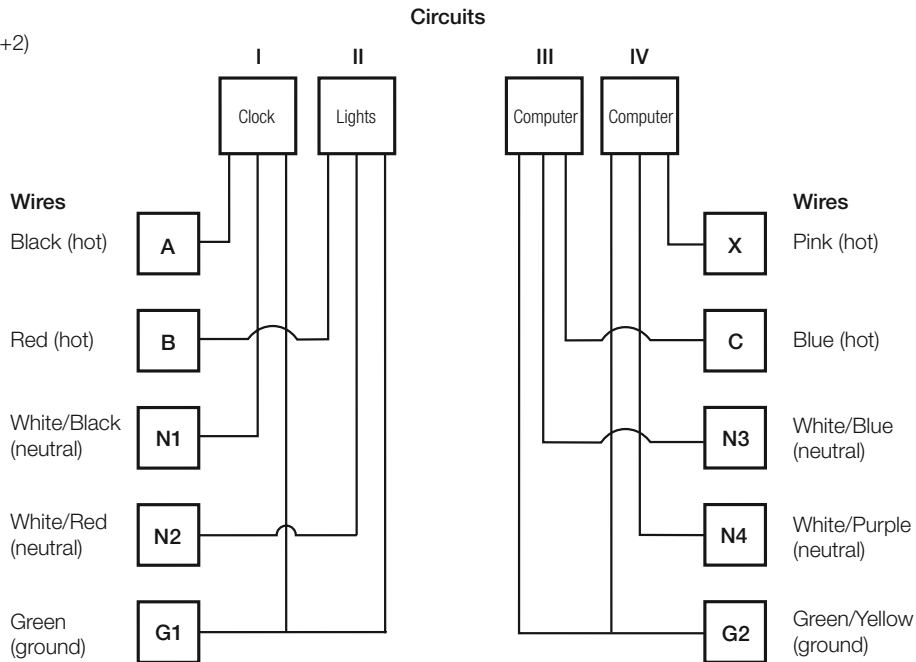
INDEPENDENT  
 NEUTRAL



**Wiring Diagram**







10-wire / 4-circuit (2+2)

INDEPENDENT  
 NEUTRAL



Please note that electrical components (i.e. power module, power jumpers and receptacles) from the 8 and 10-wire electrical systems with independent neutrals **cannot** be used with the 8-wire (3+1 and 2+2) and 10-wire (3+3) electrical systems that have shared neutrals.

Dividends Electrical  
*Base Raceway*  
*Power Modules, Connectors and Jumpers*  
*8-wire (2+1) and 10-wire (2+2)*

description	type	pattern no.	list	OE	OT
Power Module - Double sided for raceway on both sides 	24"W Panel	<b>DE(0E/0T)PM24Q</b>		\$119.	\$124.
	30"W Panel	<b>DE(0E/0T)PM30Q</b>		127.	128.
	36"W Panel	<b>DE(0E/0T)PM36Q</b>		141.	136.
	42"W Panel	<b>DE(0E/0T)PM42Q</b>		141.	143.
	48"W Panel	<b>DE(0E/0T)PM48Q</b>		149.	152.
Power Connector (power module-to-power module) 	12" no post	<b>DE(0E/0T)PCNPQ</b>		77.	92.
	15" with post	<b>DE(0E/0T)PCWPQ</b>		83.	98.
Power Jumper 	18" W Panel	<b>DE(0E/0T)PJ18NPQ</b>		97.	122.
	24" W Panel	<b>DE(0E/0T)PJ24NPQ</b>		101.	128.
	30" W Panel	<b>DE(0E/0T)PJ30NPQ</b>		106.	133.
	36" W Panel	<b>DE(0E/0T)PJ36NPQ</b>		111.	138.
	42" W Panel	<b>DE(0E/0T)PJ42NPQ</b>		117.	144.
	48" W Panel	<b>DE(0E/0T)PJ48NPQ</b>		125.	150.
Power Jumper (with post) 	18" W Panel + Post	<b>DE(0E/0T)PJ18WPQ</b>		98.	126.
	24" W Panel + Post	<b>DE(0E/0T)PJ24WPQ</b>		103.	129.
	30" W Panel + Post	<b>DE(0E/0T)PJ30WPQ</b>		107.	135.
	36" W Panel + Post	<b>DE(0E/0T)PJ36WPQ</b>		115.	141.
	42" W Panel + Post	<b>DE(0E/0T)PJ42WPQ</b>		123.	148.
	48" W Panel + Post	<b>DE(0E/0T)PJ48WPQ</b>		132.	150.
Multiple Panel Power Jumper (with or without post) 	54"W Panel Run	<b>DE(0E/0T)PJ54WPQ</b>		139.	161.
	60"W Panel Run	<b>DE(0E/0T)PJ60WPQ</b>		145.	168.
	66"W Panel Run	<b>DE(0E/0T)PJ66WPQ</b>		145.	168.
	72"W Panel Run	<b>DE(0E/0T)PJ72WPQ</b>		156.	174.
	78"W Panel Run	<b>DE(0E/0T)PJ78WPQ</b>		157.	192.
	84"W Panel Run	<b>DE(0E/0T)PJ84WPQ</b>		173.	196.
	96"W Panel Run	<b>DE(0E/0T)PJ96WPQ</b>		177.	202.
Receptacles 	Duplex circuit 1	<b>DE0DRAQ</b>	40.		
	Duplex circuit 2	<b>DE0DRBQ</b>	40.		
	Duplex circuit 3	<b>DE0DRCQ</b>	40.		
	Duplex circuit 4	<b>DE0DRXQ</b>	40.		

**Ordering Information**

**Order Code**

**Included with:**

**Options**

**Power Jumper**

**Power Jumper**

**Power Jumper**

**Power Jumper**

1. Pattern Number

*Example:* **DE0EPJ18NPQ**

**DE0E** Pattern Number

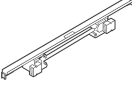
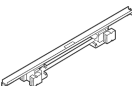




**PJ42NPQ**

**Note:** Double-sided power module will not fit in a panel base raceway with tile to the floor on one side.

**Options**  
 (0E) = 8 wire 2+1  
 (0T) = 10 wire 2+2

*Beltway*

*Power Modules, Power Connectors and Power Jumpers*

description	type	pattern no.	OE	OT
Beltway Power Module 1-Side 	30"	DE(0E/0T)BPM301Q	\$229.	\$245.
	36"	DE(0E/0T)BPM361Q	238.	253.
	42"	DE(0E/0T)BPM421Q	251.	261.
	48"	DE(0E/0T)BPM481Q	255.	271.
Beltway Power Module 2-Side 	30"	DE(0E/0T)BPM302Q	221.	255.
	36"	DE(0E/0T)BPM362Q	230.	264.
	42"	DE(0E/0T)BPM422Q	248.	272.
	48"	DE(0E/0T)BPM482Q	249.	281.
Beltway Power Connector 	17" no post	DES(0E/0T)BPCNPQ	83.	113.
	20" with post	DES(0E/0T)BPCWPQ	92.	115.
Beltway Power Jumper (no post) 	18"	DES(0E/0T)BPJ18NPQ	110.	125.
	24"	DES(0E/0T)BPJ24NPQ	114.	130.
	30"	DES(0E/0T)BPJ30NPQ	119.	137.
	36"	DES(0E/0T)BPJ36NPQ	125.	141.
	42"	DES(0E/0T)BPJ42NPQ	130.	148.
	48"	DES(0E/0T)BPJ48NPQ	135.	153.
Beltway Power Jumper (with post) 	18"	DES(0E/0T)BPJ18WPQ	113.	128.
	24"	DES(0E/0T)BPJ24WPQ	117.	133.
	30"	DES(0E/0T)BPJ30WPQ	123.	137.
	36"	DES(0E/0T)BPJ36WPQ	127.	141.
	42"	DES(0E/0T)BPJ42WPQ	136.	152.
	48"	DES(0E/0T)BPJ48WPQ	140.	157.
Multiple Panel Power Jumper (with or without post) 	54"	DES(0E/0T)BPJ54WPQ	145.	161.
	60"	DES(0E/0T)BPJ60WPQ	150.	169.
	66"	DES(0E/0T)BPJ66WPQ	156.	174.
	72"	DES(0E/0T)BPJ72WPQ	161.	177.
	78"	DES(0E/0T)BPJ78WPQ	165.	181.
	84"	DES(0E/0T)BPJ84WPQ	175.	184.
	96"	DES(0E/0T)BPJ96WPQ	187.	203.

**Ordering Information**

**Beltway Power Jumper**  
1. Pattern Number

**Order Code**

**Beltway Power Jumper**  
*Example:* **DES0EBPJ18NPQ**  
**DES0EBP** Pattern Number  
**J18NPQ**

**Included with:**




**Beltway Power Jumper**

**Options**

**Beltway Power Jumper**  
**Options**  
(0E) = 8 wire 2+1  
(0T) = 10 wire 2+2

*Beltway*

*Power Modules, Power Connectors and Power Jumpers*

description	type	pattern no.	OE	OT
90° Beltway Power Jumper 	30" beltway panel	<b>DE(0E/0T)PJ120WPQ</b>	\$219.	\$251.
	36" beltway panel	<b>DE(0E/0T)PJ126WPQ</b>	227.	260.
	42" beltway panel	<b>DE(0E/0T)PJ138WPQ</b>	238.	272.
	48" beltway panel	<b>DE(0E/0T)PJ144WPQ</b>	247.	279.
Vertical Power Jumper (within same panel) 		<b>DE(0E/0T)VPJQ</b>	187.	195.
Vertical Power Jumper (from adjacent panel) 	30" beltway panel	<b>DE(0E/0T)PJ48WPQ</b>	132.	150.
	36"&42" beltway panel	<b>DE(0E/0T)PJ54WPQ</b>	139.	161.
	48" beltway panel	<b>DE(0E/0T)PJ60WPQ</b>	145.	168.

**Ordering Information**

**Order Code**

**Included with:**

**Options**

**Beltway Power Jumper**

**Beltway Power Jumper**

**Beltway Power Jumper**

**Beltway Power Jumper**

1. Pattern Number




*Example:* **DES0EBPJ18NPQ**

**DES0EBP** Pattern Number  
**J18NPQ**

**Options**  
(OE) = 8 wire 2+1  
(OT) = 10 wire 2+2

*Infeeds*

*Base Power and Raceway-to-Ceiling Infeeds*

description	length	pattern no.	OE	OT
Base Power Infeed (specify left or right) 	56"	DE(OE/OT)BI56(L/R)Q	\$199.	\$268.
Base Power Infeed (reversible) 	56"	DE(OE/OT)RBI56Q	264.	319.
Raceway-to-Ceiling Infeed 	19 1/2'	DE(OE/OT)CI144Q	301.	362.

**Ordering Information**

**Base Power Infeed (L/R)**

1. Pattern Number

**Order Code**

**Base Power Infeed (L/R)**

*Example:* **DE18 BI56(L)**

**DE18** Pattern Number (left  
**BI56(L)** entry)

**Included with:**

**Base Power Infeed (L/R)**

**Options**

**Base Power Infeed**

**Options**  
(OE) = 8 wire 2+1  
(OT) = 10 wire 2+2

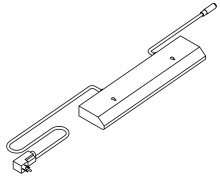
Base Power infeed (L/R):  
To Specify direction of entry, add  
either and "L" or "R" suffix to the  
pattern number.



# Dividends T5 Task Lights

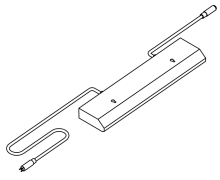
## Daisy Chain

description	type	w	d	h	pattern no.	Standard	Advanced
Task Light, starter 9 ft. cord, fused male plug 1 ft. cord, female plug	Use with 24" and wider overhead	19"	4"	1 1/2"	<b>DL3T5E19( )DCS( )Q</b>	\$325.	n/a
	Use with 30" and wider overhead	25"	4"	1 1/2"	<b>DL3T5E25( )DCS( )Q</b>	339.	599.
	Use with 42" and wider overhead	37"	4"	1 1/2"	<b>DL3T5E37( )DCS( )Q</b>	343.	624.
	Use with 60" and wider overhead	49"	4"	1 1/2"	<b>DL3T5E49( )DCS( )Q</b>	371.	642.



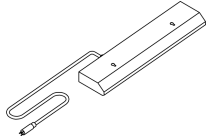
left hand shown

Task Light, adder 2 ft. cord, male plug 1 ft. cord, female plug	Use with 24" and wider overhead	19"	4"	1 1/2"	<b>DL3T5E19( )DCA( )Q</b>	359.	n/a
	Use with 30" and wider overhead	25"	4"	1 1/2"	<b>DL3T5E25( )DCA( )Q</b>	373.	633.
	Use with 42" and wider overhead	37"	4"	1 1/2"	<b>DL3T5E37( )DCA( )Q</b>	377.	658.
	Use with 60" and wider overhead	49"	4"	1 1/2"	<b>DL3T5E49( )DCA( )Q</b>	405.	676.



left hand shown

Task Light, ender 2 ft. cord, male plug	Use with 24" and wider overhead	19"	4"	1 1/2"	<b>DL3T5E19( )DCE( )Q</b>	240.	n/a
	Use with 30" and wider overhead	25"	4"	1 1/2"	<b>DL3T5E25( )DCE( )Q</b>	253.	514.
	Use with 42" and wider overhead	37"	4"	1 1/2"	<b>DL3T5E37( )DCE( )Q</b>	258.	539.
	Use with 60" and wider overhead	49"	4"	1 1/2"	<b>DL3T5E49( )DCE( )Q</b>	285.	556.



left hand shown

Order Code	Specification Information	Application Notes
Example: DL3T5E19SDCSLQ	<i>Specify:</i>	Task lights mount into the recess in the underside of overhead cabinets and shelves at least 5" wider than task light width.
<b>DL3</b> Dividends Task Light	Width - Task Lights mount in cabinets and shelves at least 5" wider than light width.	Task lights include T5 cool white (4100K) fluorescent lamp, electronic ballast, prismatic lens, rocker switch, one cord exit management clip and mounting hardware.
<b>T5</b> T5 lamp	1. Type: (S) Standard (A) Advanced	Cord management clips must be ordered separately.
<b>E</b> Electronic ballast	2. Handedness L= Left handed ( male plug on user's left side) R=Right handed ( male plug on user's right side)	Task lights are TCLP compliant and meet requirements of California Title 24.
<b>19</b> Width	All housings are black.	Advanced task lights are fitted with ballast and lamp compliant with LEED requirements.
<b>S</b> Standard		
<b>DC</b> Daisy chain		
<b>S</b> Starter		
<b>L</b> Left handed		
<b>Q</b> Special		

**Core finishes****Laminates**

111	Jet Black
114	Folkstone Grey (was LA)
117	Soft Grey (was M42)
118	Bright White
119	Pumice (was LF)
121	Micro Grey
122	Brushed Sand
123	Brushed Grey
124	Medium Cherry
125	Natural Maple
126	Natural Cherry
127	Walnut
128	Fog
129	Micro Sand

**Worksurface Edge**

111	Jet Black
113	Dark Grey (was Y3)
114	Folkstone Grey (was LA)
115	Medium Grey (was Y2)
117	Soft Grey (was E)
118	Bright White
119	Pumice (was LF)
124	Medium Cherry
125	Natural Maple
126	Natural Cherry
127	Walnut
128	Fog

**Knoll Color Program Painted Trim****EP3 Panels***all other painted components***P1 Finishes**

111	Jet Black
112	Brown
113	Dark Grey (was Y3)
114	Folkstone Grey (was LA)
115	Med. Grey (was Y2)
116	Sandstone
117	Soft Grey (was E)

**P2 Finishes**

611	Beige Mist Metallic
612	Medium Metallic Grey

**P3 Finishes**

118	Bright White
613	Silver (was 3)

**Insert Options***for insert panels, stack-on panels and  
add-on screens.***Plexiglass**

CL	Clear
IC	Ice
SM	Smoked
TR	Translucent



**Lumasite (stack-on panels and  
add-on screens only)**

LF	Frost
----	-------

# Equity service wall accessories

## *panel starter and end starter*

Standard Specials Systems

description	nominal height	pattern no.	list
Equity panel starter	80	<b>AA1EPS80Q</b>	\$432.
			
Equity end starter	28	<b>AX1E28Q</b>	308.
	80	<b>AX1E80Q</b>	432.
			

Equity System

Order Code	Specification Information	Application Notes	
Example: <b>AA1EPS80 Q, 613</b>	<p><i>Specify legacy paint finish for Equity end and panel starters, trim kits and crown end cap:</i></p> <p><i>Note:</i> For more specific application information, please refer to pages 48-49 of the 1999 Equity Planning Guide. Additional finishes are available for crown end caps.</p> <p>*For pricing and discounting refer to the Currents price list.</p> <p>Leadtimes will be consistent with Currents published lead-times.</p>	<p>Equity panel starters attach perpendicular panels to Currents wall structural base covers. Equity panel starter includes clamp bracket and adapter. Both end and panel starters include top clip for added stiffness. No connector post is required for either starter.</p> <p>Equity end starter supports perpendicular panel run on the centerline of the end of the wall. Perpendicular panels should be at the same height or higher than the service wall.</p> <p>The Equity end trim kit encloses and flushes out the end of the Currents service wall with attached, end started Equity panels.</p>	
<b>AA1</b> Accessory			<p>Specify trim kit suffix "T" for panels on both sides, "L" or "R" for attached panels only on left or right side of end of the Currents wall (as seen from outside of "T" end). Also specify crown end cap for all end conditions.</p> <p>Gap fillers fill the gap when attaching a lower height Equity panel at the end of a 64"H Currents service wall.</p>
<b>EPS</b> Equity panel starter			
<b>80</b> Height			
<b>Q</b> Equity standard special			
<b>613</b> Silver trim			

# Equity EW1 Worksurfaces

## Rectangular

Standard Specials Systems

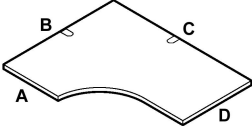
description	w	d	pattern no.	2mm edge	woodgrain edge	metal edge
15" Deep Rectangular	66"	15"	<b>EW16615Q</b>	\$455.	\$502.	\$546.
18" Deep Rectangular	24"	18"	<b>EW12418Q</b>	237.	261.	284.
grommet	24"	18"	<b>EW12418GQ</b>	259.	285.	310.
36" Deep Rectangular	42"	36"	<b>EW14236Q</b>	715.	787.	858.
grommet	42"	36"	<b>EW14236GQ</b>	737.	812.	885.

Order Code	Specification Information	Application Notes
Example: <b>EW17220G, 117, 117</b>	Specify surface and edge color.	Pattern numbers listed above are for worksurface only. See page 0 for Worksurface Loading and Support Application Information.
<b>EW1</b> Equity top only	<b>Note:</b> <b>If an edge grommet is not desired remove the "G" and deduct \$20. Worksurface cable baskets may be ordered separately from the standard Equity price list.</b>	A center support must be used with a 54" wide or larger worksurface.
<b>72</b> Width in inches		<b>Note:</b> <b>Extended one end add "E" and \$20. Extended both ends add "EE" and \$40. ("EE" not available on 120".)</b>
<b>20</b> Depth in inches		Extended tops are not available with support hardware included.
<b>G</b> w/grommet		
<b>117</b> Soft Grey lamination		
<b>117</b> Soft Grey edge	Extended worksurfaces not available with support hardware included.	
		For cantilevered worksurfaces, please add a "C" to the end of the pattern number and add \$50 to the list price. Worksurfaces up to 48 inches wide will include one left hand and one right hand cantilever. Worksurfaces greater than 48 inches wide will include two left hand cantilevers and one right hand cantilever. The additional left hand cantilever is required for additional center support on tops spanning a distance greater than 48 inches.

# Equity EW1 Worksurfaces

## Blended corner

Standard Specials Systems

description	A	B	C	D	pattern no.	2mm edge	woodgrain edge	metal edge
	24"	36"	72"	30"	<b>EW1BS3672D ( ) GQ</b>	\$929.	\$1,022.	\$1,114.
	24"	36"	78"	24"	<b>EW1BS3678S ( ) GQ</b>	954.	1,050.	1,145.
	24"	42"	72"	24"	<b>EW1BS4272S ( ) GQ</b>	1,001.	1,102.	1,201.
	24"	60"	60"	24"	<b>EW1BS6060S ( ) GQ</b>	1,048.	1,152.	1,257.
	24"	72"	36"	30"	<b>EW1BS7236D ( ) GQ</b>	929.	1,022.	1,114.
	24"	72"	42"	24"	<b>EW1BS7242S ( ) GQ</b>	1,001.	1,102.	1,201.
	24"	78"	36"	24"	<b>EW1BS7836S ( ) GQ</b>	954.	1,050.	1,145.
	30"	36"	72"	24"	<b>EW1BD3672S ( ) GQ</b>	929.	1,022.	1,114.
	30"	48"	60"	30"	<b>EW1BD4860D ( ) GQ</b>	965.	1,061.	1,159.
	30"	48"	72"	30"	<b>EW1BD4872D ( ) GQ</b>	1,053.	1,158.	1,263.
	30"	60"	36"	24"	<b>EW1BD6036S ( ) GQ</b>	876.	963.	1,051.
	30"	60"	48"	30"	<b>EW1BD6048D ( ) GQ</b>	965.	1,061.	1,159.

Equity System

### Order Code

Example: **EW1BS3672SLG, 117, 117, 117**

<b>EW1B</b>	Blended work surface
<b>S</b>	24" left depth
<b>36</b>	48 left width
<b>72</b>	72" right width
<b>S</b>	24" right width
<b>L</b>	Left side post covered
<b>G</b>	Grommet
<b>117</b>	Soft Grey laminate
<b>117</b>	Soft Grey edge
<b>117</b>	Soft Grey trim

### Specification Information

Specify laminate, vinyl trim, and grommet colors when applicable.

All support bracketry must be ordered separately.

**Note:**  
**If and edge grommet is not desired remove the "G" and deduct \$20.**

### Application Notes

Blended worksurfaces are designed to take the place of two adjacent worksurfaces by blending them into one top. The front of the work surface is curved to provide a smooth transition to the next attached work surface.

Blended worksurfaces are handed and may or may not cover a post on either or both sides. Hand is determined from the seated position. Option suffixes for Blended corners are as follows:  
 X=No posts covered  
 L=Left side post covered  
 R=Right side post covered  
 B=Both sides posts covered




Blended peninsulas are handed and always cover one post. Hand is determined from seated position. Rounded end is 30" deep.

Depth options are as follows:  
 S=24" deep  
 D=30" deep

Center support must be used for all surfaces which exceed 48" in length.

Equity EW1 Worksurfaces  
Counter caps, corner

Standard Specials Systems

description	A	B	C	pattern no.	PVC edge	woodgrain PVC edge	metal edge
Counter cap,corner 	42"	15"	15"	<b>EW1CC4215Q</b>	\$827.	\$911.	\$994.
Counter cap,corner grommet	48"	24"	30"	<b>EW1CC482430GQ</b>	1,103.	1,213.	1,324.
	48"	30"	24"	<b>EW1CC483024GQ</b>	1,103.	1,213.	1,324.
	48"	30"	30"	<b>EW1CC483030GQ</b>	1,103.	1,213.	1,324.
Counter cap,corner Extended one end 	42"	42"	15"	<b>EW1CC4215EQ</b>	853.	938.	1,023.
Counter cap,corner Extended both ends 	42"	42"	15"	<b>EW1CC4215EEQ</b>	879.	967.	1,055.

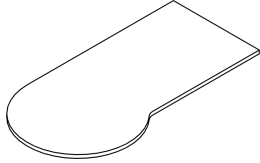
Order Code	Specification Information	Application Notes
Example: <b>EW1CC3015, 117, 117, 117</b>	Specify surface, trim and cantilever trim color.	Counter caps are designed for mounting on top of panels.
<b>EW1</b> Worksurface	EW1 counter caps work with all existing counter caps and are for use with Generation 1 or Generation 2 panels. Plastic cantilevers are supplied.	Corner counter caps-(E) extended one end, mount on top of 24", 30" or 36" panels at 90° to each other. They are non-handed and screw holes for the mounting brackets must be field-drilled.
<b>CC</b> Curved corner		
<b>30</b> Width	EW2 counter caps are for use with Generation 3 panels only.	Steel mounting brackets are supplied.
<b>15</b> Depth		
<b>117</b> Soft Grey laminate		A counter cap extension (E) covers one post.
<b>117</b> Soft Grey edge		A counter cap extension (EE) covers 2 posts.
<b>117</b> Soft Grey cantilever trim		<i>Wood Grain and Metal edge bands:</i> When specifying a top with a wood grain edge band add \$25 to the standard list price.  When specifying a top with a metal edge band add \$50 to the standard list price.

# Equity EW1 Worksurfaces

## *P+9 tops*

Standard Specials Systems

description	width	depth	pattern no.	PVC edge	woodgrain PVC edge	metal edge
P + 9 Top	60"	30"	<b>EW1(9/P)6030Q</b>	\$775.	\$852.	\$929.
	96"	36"	<b>EW1(9/P)9636Q</b>	1,325.	1,456.	1,589.



"9" top shown

Equity System

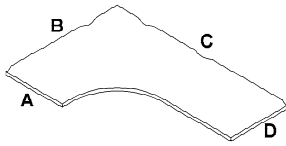
Order Code	Specification Information	Application Notes
Example: <b>EW1P7230C, 117, 117, 117</b>	Specify surface and trim color. Specify hardware color for bases and stretcher rails.	Designed for use as primary worksurfaces and for conferencing in small groups.
<b>EW1</b> Gen 1 worksurface		
<b>P</b> P top		
<b>72</b> Width		
<b>30</b> Depth		
<b>C</b> Supports included		
<b>117</b> Soft Grey laminate		
<b>117</b> Soft Grey edge		
<b>117</b> Soft Grey trim		
	<p><i>Note:</i>  <b>"P" and "D" worksurfaces cannot be panel wrapped.</b></p> <p>Column bases and stretcher rails must be ordered separately.</p>	<p>To specify an EW1 "D", "P" or "9" top with support hardware (fixed-height column and stretcher rail) included add a "C" to the end of the pattern number and add \$200 to the list price.</p> <p>84" wide "D", "P" and "9" worksurfaces include a "V" support bar mounted on the underside for additional stability.</p>

# Equity EW3 Worksurfaces

## *Blended and Curved corner tops*

Standard Specials Systems

description	A	B	C	D	pattern no.	list
Blended corner	24"	36"	78"	24"	<b>EW3BS3678S ( ) GQ</b>	\$1,223.
	24"	78"	36"	24"	<b>EW3BS7836S ( ) GQ</b>	1,223.



Note: EW3 Worksurfaces not available with Woodgrain or Metal edge.

Curved corner	48"	30"	24"		<b>EW3CC483024GQ</b>	1,408.
---------------	-----	-----	-----	--	----------------------	--------



Note: EW3 Worksurfaces not available with Woodgrain or Metal edge.

### Order Code

Example: **EW3BS3672SLG, 117, 117**

<b>EW3B</b>	Blended worksurface
<b>S</b>	24" left depth
<b>36</b>	48" left width
<b>72</b>	72" right width
<b>S</b>	24" right depth
<b>L</b>	Left side post covered
<b>G</b>	Grommet
<b>117</b>	Soft Grey laminate
<b>117</b>	Soft Grey edge

### Specification Information

Specify laminate, vinyl trim, and grommet colors when applicable.

All support bracketry must be ordered separately.

**Note:**  
If an edge grommet is not desired, remove the "G" and deduct \$20.

### Application Notes

Blended worksurfaces are designed to take the place of two adjacent worksurfaces by blending them into one top. The front of the worksurface is curved to provide a smooth transition to the next attached worksurface.

Blended worksurfaces are handed and may or may not cover a post on either or both sides. Hand is determined from the seated position. Option suffixes for Blended corners are as follows:

X=No posts covered  
L=Left side post covered  
R=Right side post covered  
B=Both sides posts covered

Blended peninsulas are handed and always cover one post. Hand is determined from seated position. Rounded end is 30" deep.

Blended peninsulas do not come with grommets. Due to this, the worksurface meeting the "c" side will have a one-half grommet where the return meets the peninsula.

Depth options are as follows:  
S=24" deep  
D=30" deep

Center support must be used for all surfaces which exceed 48" in length.

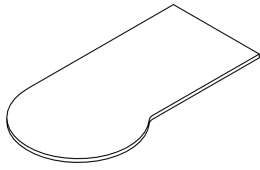


# Equity EW3 Worksurfaces

## D,P+9 tops

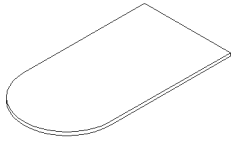
Standard Specials Systems

description	w	d	pattern no.	list
P + 9 Top	66"	30"	<b>EW3(9/P)6630Q</b>	\$993.



Note: EW3 Worksurfaces not available with Woodgrain or Metal edge.


"D" Top	72"	30"	<b>EW3D7230Q</b>	873.
---------	-----	-----	------------------	------




Note: EW3 Worksurfaces not available with Woodgrain or Metal edge.

Equity System

Order Code	Specification Information	Application Notes
Example: <b>EW1P7230C, 117, 117, 117</b>	Specify surface and trim color. Specify hardware color for bases and stretcher rails.	Designed for use as primary worksurfaces and for conferencing in small groups.
<b>EW1</b> Gen 1 worksurface	<i>Note:</i> <b>"P" and "D" worksurfaces cannot be panel wrapped.</b>	To specify an EW1 "D", "P" or "9" top with support hardware (fixed-height column and stretcher rail) included add a "C" to the end of the pattern number and add \$200 to the list price.
<b>P</b> P top		
<b>72</b> Width	Column bases and stretcher rails must be ordered separately.	84" wide "D", "P" and "9" worksurfaces include a "V" support bar mounted on the underside for additional stability.
<b>30</b> Depth		
<b>C</b> Supports included		
<b>117</b> Soft Grey laminate		
<b>117</b> Soft Grey edge		
<b>117</b> Soft Grey trim		

description	w	d	pattern no.	PVC edge	woodgrain PVC edge	metal edge
Calibre file top 18"d	66"	18"	<b>CE6618Q</b>	\$329.	\$362.	\$394.
	78"	18"	<b>CE7818Q</b>	367.	404.	440.
	96"	18"	<b>CE9618Q</b>	474.	521.	569.
	114"	18"	<b>CE11418Q</b>	535.	588.	642.

Note: File tops are designed for use with Calibre Lateral Files with Calibre Fronts. For Morriuson Fronts and Series 2 Fronts contact CPD.

description	w	d	pattern no.	PVC edge	woodgrain PVC edge	metal edge
Calibre file top 36"d	48"	36"	<b>CE4836Q</b>	379.	417.	455.
	54"	36"	<b>CE5436Q</b>	435.	478.	521.
	66"	36"	<b>CE6636Q</b>	491.	541.	589.
	78"	36"	<b>CE7836Q</b>	547.	602.	656.
	96"	36"	<b>CE9636Q</b>	667.	734.	801.
	102"	36"	<b>CE10236Q</b>	707.	778.	848.
	114"	36"	<b>CE11436Q</b>	767.	845.	921.
	120"	36"	<b>CE12036Q</b>	828.	911.	994.

Note: File tops are designed for use with Calibre Lateral Files with Calibre Fronts. For Morriuson Fronts and Series 2 Fronts contact CPD.

**Order Code**

30X18 Equity/Dividends Style File Tops (Calibre Files)

Example: **CE3018**

<b>CE</b>	Equity/Dividend Edge
<b>30</b>	30" Wide
<b>18</b>	18" Deep

**Specification Information**

CE prefixed lateral file tops are designed to be attached to standard 18" deep (nominal) Calibre lateral files and cabinets. Please note that Calibre bookcases are 15" deep nominal and will not accept a Calibre lateral file laminate tops.

Calibre desking surfaces are not designed to serve as lateral file worksurface tops.

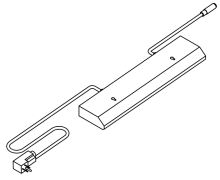
**Applicaton Notes**

Designed for use with standard 18" deep nominal Calibre lateral files and cabinets only.

Actual dimensions are listed in inches

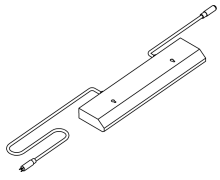
# Equity Task Light Daisy Chain

description	type	w	d	h	pattern no.	Standard	Advanced
Task Light, starter 9 ft. cord, fused male plug 1 ft. cord, female plug	Use with 24" and wider overhead	19"	4"	1 1/2"	<b>EL4T5E19( )DCS( )Q</b>	\$393.	n/a
	Use with 30" and wider overhead	25"	4"	1 1/2"	<b>EL4T5E25( )DCS( )Q</b>	401.	622.
	Use with 42" and wider overhead	37"	4"	1 1/2"	<b>EL4T5E37( )DCS( )Q</b>	407.	643.
	Use with 60" and wider overhead	49"	4"	1 1/2"	<b>EL4T5E49( )DCS( )Q</b>	422.	670.



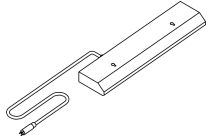
left hand shown

Task Light, adder 2 ft. cord, male plug 1 ft. cord, female plug	Use with 24" and wider overhead	19"	4"	1 1/2"	<b>EL4T5E19( )DCA( )Q</b>	428.	n/a
	Use with 30" and wider overhead	25"	4"	1 1/2"	<b>EL4T5E25( )DCA( )Q</b>	436.	655.
	Use with 42" and wider overhead	37"	4"	1 1/2"	<b>EL4T5E37( )DCA( )Q</b>	442.	680.
	Use with 60" and wider overhead	49"	4"	1 1/2"	<b>EL4T5E49( )DCA( )Q</b>	457.	698.



left hand shown

Task Light, ender 2 ft. cord, male plug	Use with 24" and wider overhead	19"	4"	1 1/2"	<b>EL4T5E19( )DCE( )Q</b>	305.	n/a
	Use with 30" and wider overhead	25"	4"	1 1/2"	<b>EL4T5E25( )DCE( )Q</b>	312.	531.
	Use with 42" and wider overhead	37"	4"	1 1/2"	<b>EL4T5E37( )DCE( )Q</b>	319.	557.
	Use with 60" and wider overhead	49"	4"	1 1/2"	<b>EL4T5E49( )DCE( )Q</b>	334.	576.



left hand shown

Order Code	Specification Information	Application Notes
Example: <b>EL4T5E19SDCSLQ</b>	<i>Specify:</i>	Task lights mount into the recess in the underside of overhead cabinets and shelves at least 5" wider than task light width.
<b>EL4</b> Equity Task Light	Width - Task Lights mount in cabinets and shelves at least 5" wider than light width.	For extra deep (EDP) shelves, order the EDP light bracket for proper installation.
<b>T5</b> T5 lamp	1. Type: (S) Standard (A) Advanced	Task lights include T5 cool white (4100K) fluorescent lamp, electronic ballast, prismatic lens, rocker switch, one cord exit management clip and mounting hardware.
<b>E</b> Electronic ballast	2. Handedness L= Left handed ( male plug on user's left side) R=Right handed ( male plug on user's right side)	When used with shelf unit or freestanding overhead unit less than 60" wide, the task light must be specified 12" or less than the width of the shelf or freestanding overhead unit.
<b>19</b> Width	All housings are black.	Task lights are TCLP compliant and meet requirements of California Title 24.
<b>S</b> Standard		Advanced task lights are fitted with ballast and lamp compliant with LEED requirements.
<b>DC</b> Daisy chain		
<b>S</b> Starter		
<b>L</b> Left handed		
<b>Q</b> Special		

---

**KNOLLTEXTILES**

**Approved for vertical panels and privacy screens.**

*Fabric Group 10*

Annex (W1360)  
Bailey II (W359)  
Broadcloth (W288)  
Element (W1077)  
Foundation (W351)  
Growth Spurt (W692)  
Solid Crepe (W257)  
Symbolic Details (W693)  
Tailor Made (W133)  
Versatility (W432)

*Fabric Group 15*

Regency/Fairfield (W210/B)

*Fabric Group 20*

Banyan (W443)  
Bauhaus Block (W296)  
Circle Line (W1146)  
Clarity (W281)  
Criss Cross (W305)  
Devon (W809)  
Logic (W1318)  
Melbourne (W228)  
Nematic (W1292)  
panel and trim only  
Outback (W229)  
Photon (W1293)  
Reflect (W884)  
Resolution (W280)  
Walkabout (W230)  
Weave Three (W298)

*Fabric Group 30*

Basket Draft (W249)  
Flow (W565)  
Harmony (W232)  
Interknit (W1090)  
Match Point (W1145)  
Micro (W465)  
Progression (W403)  
Relay (W1020)

*Fabric Group 40*

Amplify (W1215)  
Analogy (K614)  
Bandwidth (W1219)  
Clarkson (W1218)  
panel and trim only  
Foil Rap (W535)  
Hard Rock (W1007)  
Metaphor (K612)  
Ornament (W1078)  
Palladium (W1030)

*Fabric Group 45*

Backdrop (W302) \*  
Dristi (K872) with backing only  
Fast Forward (W301)\*

**\*Not available for upholstered connector trim covers**

*Fabric Group 50*

Knoll Hopsack (K1206)  
Presto (K1000)  
Ricochet (K498)

*Fabric Group 55*

Transition (W816)

**Ported panels can only be upholstered with textiles approved for application on Reff panels.**

Customer's Own Material is subject to an application testing fee of per fabric and a fee for UL testing. Fabric requirements - application test, 10 yards; UL test, 15 yards. COM is also subject to extended leadtimes. COM panels are priced at Group 10 plus cost of fabric.

**Core paint and laminate finishes**

Specify Core finishes for all new customers

Core	Legacy	Top caps and trim, Panels (veneer only)	Glazed panel, window, door frames (textured)	Desk panels, storage fronts Hinged doors	Desk supports, stanchion, storage, brackets, raceway covers	Work-surfaces and shelves (all)	Work-surfaces and shelves (post-formed)	Cascade Edge work-surfaces	Pedestals	Reuter Over-head
611	Beige Mist Metallic	•	•	•	•				P2	P2
118	Bright White	•	•	•	•	•	•	•	P3	P3
112	Brown	•	•	•	•				P1	P1
113	Dark Grey	Y3	•	•	•				P1	P1
114	Folkstone Grey	LA	•	•	•	•	•	•	P1	P1
111	Jet Black		•	•	•	•	•		P1	P1
115	Medium Grey	Y2	•	•	•				P1	P1
612	Medium Metallic Grey	J	•	•	•				P2	P2
119	Pumice	F				•	•	•		
116	Sandstone		•	•	•				P1	P1
613	Silver	3	•	•	•				P3	P3
117	Soft Grey	E/M42	•	•	•	•	•	•	P1	P1
128	Fog	G				•	•			
129	Micro Sand						•			
121	Micro Grey						•			
122	Brushed Sand						•			
123	Brushed Grey						•			
124	Medium Cherry						•	•		
125	Natural Maple						•	•		
126	Natural Cherry						•	•		
127	Walnut						•	•		

This price list contains pricing for Core finishes. For detailed pricing of Legacy finishes, please refer to the latest release of CAP worksheet or contact your customer service representative.

The new, Core P1 finishes in Morrison have the same list prices as P2. Additionally, Pedestals and Reuter overhead storage have a separate P3 price point for Silver and Bright White.

The new Core finish 113 Dark Grey is not a match to the Morrison Legacy finish NV. It is a match to the Dividends Legacy finish Y3.

The new Core finish 115 Medium Grey is not a match to the Morrison Legacy finish NJ. It is a match to the Dividends Legacy finish Y2.

Patterned laminates (Micro, Brushed and Wood grain laminates) are available on Morrison postformed worksurfaces and shelves (straight, trapezoidal, VDT).

Wood grain laminates are also available on Cascade Edge worksurfaces.



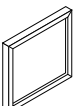
		Work-surfaces	Panels	Desk Panels	Shelves	Top caps/ Trim covers	Glazed Panel/ Window/ Door Frames*	Storage fronts	Storage Cases	Desk Supports, Stanchions, Steel shelves, brackets, raceway covers
Plastic Laminates	Light Grey	L			L					
	Medium Grey	G			G					
	Sand	D			D					
	Pumice	F			F					
	Snow	B			B					
Wood Grain Laminates	Clear Maple (Currents for Morrison worksurfaces only)	CM								
Veneer Group 1	Maple Techgrain®	4/Y821	4/Y821	M/C6J2	4/Y821	4/Y821		M/C6J2		
	Cherry Techgrain®	6/Y831	6/Y831	R/C6J3	6/Y831	6/Y831		R/C6J3		
	Medium brown mahogany Techgrain®	7/C6F3	7/C6F3	I/C6J4	7/C6F3	7/C6F3		I/C6J4		
	Medium red mahogany Techgrain®	8/C6F4	8/C6F4	C/C6J5	8/C6F4	8/C6F4		C/C6J5		
	American cherry Techgrain®	9/C6F5	9/C6F5	P/C6J6	9/C6F5	9/C6F5		P/C6J6		
Veneer Group 2	American cherry	X/C6F6	X/C6F6	X/C6F6	X/C6F6	X/C6F6		X/C6F6		
	Medium red mahogany	Z/C6F7	Z/C6F7	Z/C6F7	Z/C6F7	Z/C6F7		Z/C6F7		
Paint Group 2	Metallic Flint			2		2	2	2	2	2
	Light metallic grey			U		U	U	U	U	U
	Medium metallic grey			J		J	J	J	J	J
	Dark metallic grey			V		V	V	V	V	V
	Light metallic tan			W		W	W	W	W	W
	Metallic beige			H		H	H	H	H	H
Paint Group 3	Silver			3		3	3	3	3	3
	White			B		B	B	B	B	B

\* Paint finishes for glazed panels, window and door frames are textured only. Specify legacy finishes to match existing product only. Legacy finishes are not available for new customers.

This price list contains pricing for Core finishes. For detailed pricing of Legacy finishes, please refer to the latest release of CAP worksheet or contact your customer service representative.

In September 2008 all existing Morrison veneer finishes were transferred to our Toronto plant. All existing finishes were changed to closed pore finishing and assigned new finish codes. The older, semi-open pore finishes are no longer available and legacy finishes must be ordered with the newer finish codes beginning with "C".

**As of February 2009 Legacy laminates will be priced 10% higher than Core laminates.**

description	w	d	h	pattern no.	C/S	T
 Windows, 8"H	18"	2 1/4"	8"	MP3-W0818-C/S/T-Q(-)	\$495.	\$554.
	24"	2 1/4"	8"	MP3-W0824-C/S/T-Q(-)	554.	626.
	30"	2 1/4"	8"	MP3-W0830-C/S/T-Q(-)	626.	700.
	36"	2 1/4"	8"	MP3-W0836-C/S/T-Q(-)	685.	774.
	42"	2 1/4"	8"	MP3-W0842-C/S/T-Q(-)	745.	832.
	48"	2 1/4"	8"	MP3-W0848-C/S/T-Q(-)	815.	919.
	60"	2 1/4"	8"	MP3-W0860-C/S/T-Q(-)	1,050.	1,181.
 Windows, 14"H	18"	2 1/4"	14"	MP3-W1418-C/S/T-Q(-)	495.	554.
	24"	2 1/4"	14"	MP3-W1424-C/S/T-Q(-)	554.	626.
	30"	2 1/4"	14"	MP3-W1430-C/S/T-Q(-)	626.	700.
	36"	2 1/4"	14"	MP3-W1436-C/S/T-Q(-)	685.	774.
	42"	2 1/4"	14"	MP3-W1442-C/S/T-Q(-)	745.	832.
	48"	2 1/4"	14"	MP3-W1448-C/S/T-Q(-)	815.	919.
	60"	2 1/4"	14"	MP3-W1460-C/S/T-Q(-)	1,050.	1,181.
 Windows, 26"H	18"	2 1/4"	26"	MP3-W2618-C/S/T-Q(-)	495.	554.
	24"	2 1/4"	26"	MP3-W2624-C/S/T-Q(-)	554.	626.
	30"	2 1/4"	26"	MP3-W2630-C/S/T-Q(-)	626.	700.
	36"	2 1/4"	26"	MP3-W2636-C/S/T-Q(-)	685.	774.
	42"	2 1/4"	26"	MP3-W2642-C/S/T-Q(-)	745.	832.
	48"	2 1/4"	26"	MP3-W2648-C/S/T-Q(-)	815.	919.
	60"	2 1/4"	26"	MP3-W2660-C/S/T-Q(-)	1,050.	1,181.

Morrison System

**Order Code**

Example:	<b>MP3-W2230-C-Q-613</b>
<b>MP3</b>	Panel
<b>W</b>	Window
<b>22</b>	Height
<b>30</b>	Width
<b>C</b>	Window finish
<b>Q</b>	Standard Special
<b>613</b>	Frame finish

**Specification Information**

*Specify glazing for windows:*  
 C- Clear tempered glass  
 S- Smoked acrylic  
 T- Translucent acrylic

*Frame finish*

**Application Notes**

Windows mount on any height Morrison vertical panel of the same width with add-on connectors or full height connectors.

22"H windows may be mounted on 42"H vertical panels and connected with standard 64"H connector tracks and post assemblies.

32"H windows may be mounted on 48"H vertical panels and connected with standard 80"H connector tracks and post assemblies.

9"H windows may be mounted on 30"H and 39"H vertical panels and connected, respectively, with standard 39"H and 48"H connector tracks and post assemblies.

16"H windows may be mounted on 48"H and 64"H vertical panels and connected, respectively, with standard 64"H and 80"H connector tracks and post assemblies.

Full height 48" and 64" connectors permit cantilevered shelves and overhead cabinets.

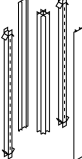
Two 16"H windows may be mounted on a 48"H upholstered panel only when using 80"H full height connector tracks and post assemblies.

All windows are 1/4" less than nominal height to allow for a 1/4" horizontal reveal with light seal.

18"H windows may be mounted on 30"H and 56"H vertical panels and connected, respectively, with standard 48"H and 74"H standard connector tracks and post assemblies.

# Morrison Connectors, post assemblies *straight upholstered*

Standard Specials Systems

description	w	d	h	pattern no.	10	15	20	30	35	40	45
 Connector track upholstered	2 1/4"	2 1/4"	30"	<b>MC1-30S2-( )-Q</b>	\$187.	\$187.	\$187.	\$187.	\$203.	\$203.	\$218.
	2 1/4"	2 1/4"	39"	<b>MC1-39S2-( )-Q</b>	194.	194.	194.	194.	207.	207.	222.
	2 1/4"	2 1/4"	42"	<b>MC1-42S2-( )-Q</b>	196.	196.	196.	196.	210.	210.	225.
	2 1/4"	2 1/4"	48"	<b>MC1-48S2-( )-Q</b>	203.	203.	203.	203.	216.	216.	234.
	2 1/4"	2 1/4"	56"	<b>MC1-56S2-( )-Q</b>	210.	210.	210.	210.	225.	225.	241.
	2 1/4"	2 1/4"	64"	<b>MC1-64S2-( )-Q</b>	225.	225.	225.	225.	241.	241.	255.
	2 1/4"	2 1/4"	74"	<b>MC1-74S2-( )-Q</b>	241.	241.	241.	241.	255.	255.	270.
	2 1/4"	2 1/4"	80"	<b>MC1-80S2-( )-Q</b>	255.	255.	255.	255.	270.	270.	285.

## Order Code

## Specification Information

## Application Notes

Example: **MC1-42S2-15-W210/20-Q**

<b>MC1</b>	Connector
<b>42</b>	Height
<b>S2</b>	2 way "L"
<b>15</b>	Surface type and group no.
<b>W210/20</b>	Upholstery
<b>Q</b>	Standard Special

Surface type:

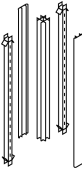
10-	Fabric group 10
15-	Fabric group 15
20-	Fabric group 20
25-	Fabric group 25
30-	Fabric group 30
35-	Fabric group 35
40-	Fabric group 40
45-	Fabric group 45

Post assembly pricing includes connector tracks, posts and trim covers when required. Top caps and raceway covers are specified as separate kits and bulk shipped to facilitate installation



Morrison Connectors, post assemblies  
straight non-upholstered

Standard Specials Systems

description	type	w	d	h	pattern no	Paint	VI
	painted	2 1/4"	2 1/4"	30"	<b>MC1-30S2-( )-Q</b>	\$142.	
		2 1/4"	2 1/4"	39"	<b>MC1-39S2-( )-Q</b>	146.	
		2 1/4"	2 1/4"	42"	<b>MC1-42S2-( )-Q</b>	150.	
		2 1/4"	2 1/4"	48"	<b>MC1-48S2-( )-Q</b>	165.	
		2 1/4"	2 1/4"	56"	<b>MC1-56S2-( )-Q</b>	180.	
		2 1/4"	2 1/4"	64"	<b>MC1-64S2-( )-Q</b>	196.	
		2 1/4"	2 1/4"	74"	<b>MC1-74S2-( )-Q</b>	210.	
		2 1/4"	2 1/4"	80"	<b>MC1-80S2-( )-Q</b>	224.	
	veneer	2 1/4"	2 1/4"	30"	<b>MC1-30S2V-( )-Q</b>		218.
		2 1/4"	2 1/4"	39"	<b>MC1-39S2V-( )-Q</b>		222.
		2 1/4"	2 1/4"	42"	<b>MC1-42S2V-( )-Q</b>		225.
		2 1/4"	2 1/4"	48"	<b>MC1-48S2V-( )-Q</b>		241.
		2 1/4"	2 1/4"	56"	<b>MC1-56S2V-( )-Q</b>		255.
		2 1/4"	2 1/4"	64"	<b>MC1-64S2V-( )-Q</b>		270.
		2 1/4"	2 1/4"	74"	<b>MC1-74S2V-( )-Q</b>		300.
2 1/4"	2 1/4"	80"	<b>MC1-80S2V-( )-Q</b>		314.		

Morrison System

**Order Code**

Example:	<b>MC1-42S2-V-4-Q</b>
<b>MC1</b>	Connector
<b>42</b>	Height
<b>S2</b>	2 way "L"
<b>V</b>	Surface type
<b>4</b>	Veneer
<b>Q</b>	Standard Special

**Specification Information**

**Application Notes**

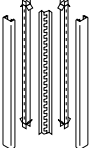
Post assembly pricing includes connector tracks, posts and trim covers when required. Top caps and raceway covers are specified as separate kits and bulk shipped to facilitate installation.

Veneer Group 1 trim covers are quartered Techgrain®.

Veneer Group 2 trim covers are rift cut Techgrain®.

Morrison Connectors, post assemblies  
variable angle upholstered

Standard Specials Systems

description	w	d	h	pattern no.	10	15	20	30	35	40	45
 Connector track upholstered	2 1/4"	2 1/4"	30"	<b>MC1-30H1(-)-Q</b>	\$658.	\$667.	\$667.	\$667.	\$716.	\$716.	\$722.
	2 1/4"	2 1/4"	39"	<b>MC1-39H1(-)-Q</b>	670.	680.	680.	680.	716.	716.	732.
	2 1/4"	2 1/4"	42"	<b>MC1-42H1(-)-Q</b>	678.	690.	690.	690.	716.	716.	745.
	2 1/4"	2 1/4"	48"	<b>MC1-48H1(-)-Q</b>	695.	707.	707.	707.	730.	730.	761.
	2 1/4"	2 1/4"	56"	<b>MC1-56H1(-)-Q</b>	707.	719.	719.	719.	745.	745.	775.
	2 1/4"	2 1/4"	74"	<b>MC1-74H1(-)-Q</b>	732.	747.	747.	747.	774.	774.	805.
	2 1/4"	2 1/4"	80"	<b>MC1-80H1(-)-Q</b>	752.	761.	761.	761.	788.	788.	824.

**Order Code**

Example:	<b>MC1-64H1-15-W210/20-Q</b>
<b>MC1</b>	Morrison accessory
<b>64</b>	Height
<b>H1</b>	Variable angle
<b>15</b>	Surface type and group no.
<b>W210/20</b>	Upholstery
<b>Q</b>	Standard Special

**Specification Information**


*Finishes for variable angle:*  
*Upholstered:*  
10- Fabric group 10  
15- Fabric group 15  
20- Fabric group 20  
30- Fabric group 30  
35- Fabric group 35  
40- Fabric group 40  
45- Fabric group 45

**Application Notes**

Variable angle connector includes connector tracks, continuous hinge, and trim covers. Specify top cap and raceway cover kit separately.

Morrison Connectors, post assemblies  
variable angle non-upholstered



Standard Specials Systems

description	type	w	d	h	pattern no.	P	V1
Variable angle 	painted	2 1/4"	2 1/4"	30"	<b>MC1-30H1-( )-Q</b>	\$626.	
		2 1/4"	2 1/4"	39"	<b>MC1-39H1-( )-Q</b>	640.	
		2 1/4"	2 1/4"	42"	<b>MC1-42H1-( )-Q</b>	647.	
		2 1/4"	2 1/4"	48"	<b>MC1-48H1-( )-Q</b>	665.	
		2 1/4"	2 1/4"	56"	<b>MC1-56H1-( )-Q</b>	675.	
		2 1/4"	2 1/4"	74"	<b>MC1-74H1-( )-Q</b>	702.	
		2 1/4"	2 1/4"	80"	<b>MC1-80H1-( )-Q</b>	719.	
	veneer	2 1/4"	2 1/4"	30"	<b>MC1-30H1V-( )-Q</b>		755.
		2 1/4"	2 1/4"	39"	<b>MC1-39H1V-( )-Q</b>		769.
		2 1/4"	2 1/4"	42"	<b>MC1-42H1V-( )-Q</b>		777.
		2 1/4"	2 1/4"	48"	<b>MC1-48H1V-( )-Q</b>		796.
		2 1/4"	2 1/4"	56"	<b>MC1-56H1V-( )-Q</b>		809.
		2 1/4"	2 1/4"	74"	<b>MC174H1V-( )-Q</b>		840.
		2 1/4"	2 1/4"	80"	<b>MC1-80H1V-( )-Q</b>		857.

Morrison System

Order Code	Specification Information	Application Notes
Example: <b>MC1-64H1-15-W210/20-Q</b>		Variable angle connector includes connector tracks, continuous hinge, and trim covers. Specify top cap and raceway cover kit separately.
<b>MC1</b>	Morrison accessory	
<b>64</b>	Height	
<b>H1</b>	Variable angle	
<b>15</b>	Surface type and group no.	
<b>W210/20</b>	Upholstery	
<b>Q</b>	Standard Special	

Morrison miscellaneous  
*Topcap and Raceway kit*  
*Mid panel connector*  
*Ceiling power components*

description	h	pattern no.	list	P	V1/P1	V2/P1
Mid panel connector 	30"	<b>MC1-C30Q</b>	\$322.			
	39"	<b>MC1-C39Q</b>	322.			
	42"	<b>MC1-C42Q</b>	322.			
	48"	<b>MC1-C48Q</b>	336.			
	56"	<b>MC1-C56Q</b>	336.			
	64"	<b>MC1-C64Q</b>	336.			
	74"	<b>MC1-C74Q</b>	350.			
	80"	<b>MC1-C80Q</b>	350.			
Topcap&Raceway kit 		<b>MT5-CS2-( )-Q</b>		46.	59.	90.
Ceiling power pole		<b>MP2-CPP-( )-Q</b>	640.			
Earthquake tie down bracket for screen panel (pair) black finish only		<b>MPTIEDOWN</b>	82.			

**Order Code**


**Specification Information**

**Application Notes**

Example: <b>MC1-C30-Q</b>
<b>MC1</b> Connector
<b>C</b> Mid panel
<b>30</b> Height
<b>Q</b> Standard Special

Earthquake tie down brackets can be used on Morrison, Dividends Horizon and Reff screen panel.

# Trim Cover *upholstered*

description	h	pattern no.	10	15	20	30	35	40	45
Straight spacer upholstered 	30"	<b>MT1-30S2-(-)Q</b>	\$113.	\$113.	\$113.	\$113.	\$129.	\$129.	\$129.
	39"	<b>MT1-39S2-(-)Q</b>	116.	116.	116.	116.	133.	133.	133.
	42"	<b>MT1-42S2-(-)Q</b>	119.	119.	119.	119.	136.	136.	136.
	48"	<b>MT1-48S2-(-)Q</b>	129.	129.	129.	129.	142.	142.	142.
	56"	<b>MT1-56S2-(-)Q</b>	136.	136.	136.	136.	150.	150.	150.
	64"	<b>MT1-64S2-(-)Q</b>	150.	150.	150.	150.	165.	165.	165.
	74"	<b>MT1-74S2-(-)Q</b>	165.	165.	165.	165.	180.	180.	180.
	80"	<b>MT1-80S2-(-)Q</b>	179.	179.	179.	179.	196.	196.	196.

Example: **MT1-42S2-15-W210/20-Q**


<b>MT1</b>	Connector
<b>42</b>	Height
<b>S2</b>	2 way "L"
<b>15</b>	Surface type and group no.
<b>W210/20</b>	Upholstery
<b>Q</b>	Standard Special

Surface type:

10-	Fabric group 10
15-	Fabric group 15
20-	Fabric group 20
30-	Fabric group 30
35-	Fabric group 35
40-	Fabric group 40
45-	Fabric group 45

# Trim Cover

*non-upholstered*

description	type	h	pattern no.	Paint	VI
Straight spacer 	painted	30"	<b>MT1-30S2(-)-Q</b>	\$106.	
		39"	<b>MT1-39S2(-)-Q</b>	110.	
		42"	<b>MT1-42S2(-)-Q</b>	113.	
		48"	<b>MT1-48S2(-)-Q</b>	119.	
		56"	<b>MT1-56S2(-)-Q</b>	129.	
		64"	<b>MT1-64S2(-)-Q</b>	136.	
		74"	<b>MT1-74S2(-)-Q</b>	142.	
		80"	<b>MT1-80S2(-)-Q</b>	158.	
	veneer	30"	<b>MT1-30S2V(-)-Q</b>		158.
		39"	<b>MT1-39S2V(-)-Q</b>		163.
		42"	<b>MT1-42S2V(-)-Q</b>		165.
		48"	<b>MT1-48S2V(-)-Q</b>		172.
		56"	<b>MT1-56S2V(-)-Q</b>		180.
		64"	<b>MT1-64S2V(-)-Q</b>		196.
		74"	<b>MT1-74S2V(-)-Q</b>		210.
		80"	<b>MT1-80S2V(-)-Q</b>		224.

### Order Code

### Specification Information

### Application Notes

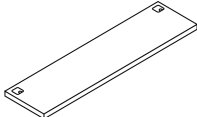
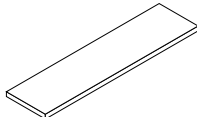
Example: **MT1-42S2-V-4-Q**

<b>MT1</b>	Connector
<b>42</b>	Height
<b>S2</b>	2 way "L"
<b>V</b>	Surface type
<b>4</b>	Veneer
<b>Q</b>	Standard Special

Veneer Group I trim covers are quartered Techgrain®.

# Morrison Worksurfaces, 1 3/4" 18" D

Standard Specials Systems

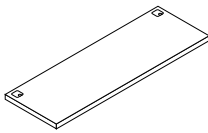
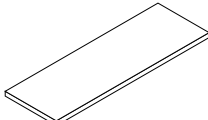
description	type	w	d	h	pattern no.	lam.	V1	V2
Straight, 18"D	Grommets 	18"	17 5/8"	1 3/4"	<b>MW2-S1818-A-Q-()</b>	\$441.	\$643.	\$864.
		24"	17 5/8"	1 3/4"	<b>MW2-S2418-A-Q-()</b>	441.	643.	864.
		30"	17 5/8"	1 3/4"	<b>MW2-S3018-A-Q-()</b>	487.	685.	928.
		36"	17 5/8"	1 3/4"	<b>MW2-S3618-A-Q-()</b>	534.	727.	991.
		42"	17 5/8"	1 3/4"	<b>MW2-S4218-A-Q-()</b>	580.	789.	1,095.
		48"	17 5/8"	1 3/4"	<b>MW2-S4818-A-Q-()</b>	639.	846.	1,178.
		54"	17 5/8"	1 3/4"	<b>MW2-S5418-A-Q-()</b>	678.	913.	1,262.
		60"	17 5/8"	1 3/4"	<b>MW2-S6018-A-Q-()</b>	699.	949.	1,347.
		66"	17 5/8"	1 3/4"	<b>MW2-S6618-A-Q-()</b>	762.	1,055.	1,490.
		72"	17 5/8"	1 3/4"	<b>MW2-S7218-A-Q-()</b>	824.	1,162.	1,619.
		78"	17 5/8"	1 3/4"	<b>MW2-S7818-A-Q-()</b>	886.	1,267.	1,748.
		84"	17 5/8"	1 3/4"	<b>MW2-S8418-A-Q-()</b>	948.	1,373.	1,876.
		90"	17 5/8"	1 3/4"	<b>MW2-S9018-A-Q-()</b>	1,010.	1,479.	2,004.
		96"	17 5/8"	1 3/4"	<b>MW2-S9618-A-Q-()</b>	1,072.	1,585.	2,133.
		102"	17 5/8"	1 3/4"	<b>MW2-S10218-A-Q-()</b>	1,135.	1,690.	2,262.
		108"	17 5/8"	1 3/4"	<b>MW2-S10818-A-Q-()</b>	1,197.	1,797.	2,390.
114"	17 5/8"	1 3/4"	<b>MW2-S11418-A-Q-()</b>	1,260.	1,902.	2,518.		
120"	17 5/8"	1 3/4"	<b>MW2-S12018-A-Q-()</b>	1,321.	2,009.	2,646.		
No Grommets 	18"	17 5/8"	1 3/4"	<b>MW2-S1818-B-Q-()</b>	369.	555.	777.	
	24"	17 5/8"	1 3/4"	<b>MW2-S2418-B-Q-()</b>	369.	555.	777.	
	78"	17 5/8"	1 3/4"	<b>MW2-S7818-B-Q-()</b>	860.	1,179.	1,660.	
	84"	17 5/8"	1 3/4"	<b>MW2-S8418-B-Q-()</b>	923.	1,285.	1,788.	
	90"	17 5/8"	1 3/4"	<b>MW2-S9018-B-Q-()</b>	985.	1,392.	1,917.	
	96"	17 5/8"	1 3/4"	<b>MW2-S9618-B-Q-()</b>	1,048.	1,497.	2,046.	
	102"	17 5/8"	1 3/4"	<b>MW2-S10218-B-Q-()</b>	1,109.	1,604.	2,173.	
	108"	17 5/8"	1 3/4"	<b>MW2-S10818-B-Q-()</b>	1,172.	1,709.	2,303.	
	114"	17 5/8"	1 3/4"	<b>MW2-S11418-B-Q-()</b>	1,234.	1,815.	2,431.	
	120"	17 5/8"	1 3/4"	<b>MW2-S12018-B-Q-()</b>	1,297.	1,922.	2,560.	

Morrison System

Order Code	Specification Information	Application Notes
Example: <b>MW2-S3618-A-Q-117</b>	<i>Grommets/no grommets:</i>	18"D worksurfaces are used interchangeably in desk and panel system applications as shallow main surfaces, extensions, or credenza tops. They must be supported at each end by a pedestal, end panel, end support cantilever or cantilever bridging bracket with a maximum span of 60" between supports.
<b>MW2</b> Worksurface 1 3/4" thick	A- Worksurfaces include 3" grommet in each back corner leading into desk support or wire manager.	All worksurfaces have threaded metal inserts at all end panel, desk support and bracket locations and pilot holes at pedestal locations.
<b>S</b> Worksurface type	B- Worksurface does not include grommets.	
<b>36</b> Width	Specify surface finish	Panel supported worksurfaces over 60" must be mid-span supported by MB2-C18 bracket, specified separately.
<b>18</b> Depth	All worksurfaces are U.L.-listed.	18"D worksurfaces with desk supports or filler panels do not accept pedestals.
<b>A</b> Grommets		All worksurfaces are 3/8" less than nominal depth for rear wire clearance or privacy screens.
<b>Q</b> Standare Special		
<b>117</b> Surface finish		

# Morrison Worksurfaces, 1 3/4" 24" D

Standard Specials Systems

description	type	w	d	h	pattern no.	lam.	V1	V2
Straight, 24"D	Grommets 	18"	23 3/8"	1 3/4"	<b>MW2-S1824-A-Q-( )</b>	\$495.	\$746.	\$1,008.
		102"	23 3/8"	1 3/4"	<b>MW2-S10224-A-Q-( )</b>	1,377.	1,937.	2,688.
		108"	23 3/8"	1 3/4"	<b>MW2-S10824-A-Q-( )</b>	1,502.	2,100.	2,899.
		114"	23 3/8"	1 3/4"	<b>MW2-S11424-A-Q-( )</b>	1,626.	2,264.	3,110.
		120"	23 3/8"	1 3/4"	<b>MW2-S12024-A-Q-( )</b>	1,750.	2,427.	3,321.
No Grommets 	No Grommets	18"	23 3/8"	1 3/4"	<b>MW2-S1824-B-Q-( )</b>	408.	658.	923.
		102"	23 3/8"	1 3/4"	<b>MW2-S10224-B-Q-( )</b>	1,290.	1,853.	2,604.
		108"	23 3/8"	1 3/4"	<b>MW2-S10824-B-Q-( )</b>	1,413.	2,016.	2,815.
		114"	23 3/8"	1 3/4"	<b>MW2-S11424-B-Q-( )</b>	1,538.	2,179.	3,025.
		120"	23 3/8"	1 3/4"	<b>MW2-S12024-B-Q-( )</b>	1,662.	2,341.	3,235.

## Order Code

Example:	<b>MW2-S1824-A-Q-117</b>
<b>MW2</b>	Worksurface, 1 3/4" thick
<b>S</b>	Straight worksurface
<b>18</b>	Width
<b>24</b>	Depth
<b>A</b>	Grommets
<b>Q</b>	Standard Special
<b>117</b>	Surface finish

## Specification Information

*Grommets/no grommets:*  
 A- Worksurfaces include 3" grommet in each back corner leading into desk support or wire manager.  
 B- Worksurface does not include grommets.  
 Specify surface finish  
 All worksurfaces are U.L.-listed.

## Application Notes

24"D worksurfaces are used interchangeably as shallow main surfaces, extensions or credenza tops. They must be supported at each end by a pedestal, end panel, end support cantilever or cantilever bridging bracket with a maximum span of 60" between supports.

Worksurfaces with grommets are bored to accept and are shipped with wire manager clips.

Panel supported worksurfaces over 60" must be mid-span supported by MB2-C18 bracket, specified separately.

All worksurfaces have threaded metal inserts at all end panel, desk support and bracket locations and pilot holes at pedestal locations.

Use 18"D pedestals with 24"D worksurfaces for full wire management capability in desk or panel applications.

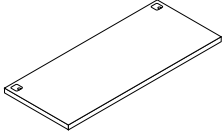
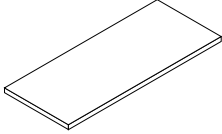
All straight worksurfaces are 3/8" less than nominal depth for rear wire clearance or privacy screens.

Plastic laminate worksurfaces are post-formed top and bottom, front and back.



# Morrison Worksurfaces, 1 3/4" 30" D

Standard Specials Systems

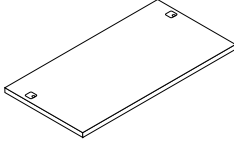
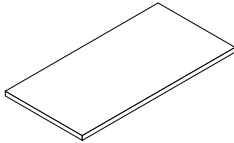
description	type	w	d	h	pattern no.	lam.	V1	V2
Straight, 30"D	Grommets 	18"	29 5/8"	1 3/4"	<b>MW2-S1830-A-Q-( )</b>	\$550.	\$766.	\$1,072.
		24"	29 5/8"	1 3/4"	<b>MW2-S2430-A-Q-( )</b>	550.	766.	1,072.
		102"	29 5/8"	1 3/4"	<b>MW2-S10230-A-Q-( )</b>	1,516.	2,124.	3,040.
		108"	29 5/8"	1 3/4"	<b>MW2-S10830-A-Q-( )</b>	1,641.	2,290.	3,289.
		114"	29 5/8"	1 3/4"	<b>MW2-S11430-A-Q-( )</b>	1,765.	2,456.	3,538.
		120"	29 5/8"	1 3/4"	<b>MW2-S12030-A-Q-( )</b>	1,890.	2,621.	3,787.
No Grommets 	No Grommets	18"	29 5/8"	1 3/4"	<b>MW2-S1830-B-Q-( )</b>	466.	683.	991.
		24"	29 5/8"	1 3/4"	<b>MW2-S2430-B-Q-( )</b>	466.	683.	991.
		102"	29 5/8"	1 3/4"	<b>MW2-S10230-B-Q-( )</b>	1,428.	2,034.	2,957.
		108"	29 5/8"	1 3/4"	<b>MW2-S10830-B-Q-( )</b>	1,552.	2,200.	3,206.
		114"	29 5/8"	1 3/4"	<b>MW2-S11430-B-Q-( )</b>	1,677.	2,366.	3,456.
		120"	29 5/8"	1 3/4"	<b>MW2-S12030-B-Q-( )</b>	1,801.	2,532.	3,705.

Morrison System

Order Code	Specification Information	Application Notes
Example: <b>MW2-S4230A-Q-117</b>	<i>Grommets/no grommets:</i>	30"D worksurfaces are used interchangeably in desk and panel system applications as main surfaces, extensions or credenza tops. They must be supported at each end by a pedestal, end panel, end support cantilever or cantilever bridging bracket with a maximum span of 60" between supports.
<b>MW2</b> Worksurface, 1 3/4" thick	A- worksurface includes 3" grommet in each back corner leading into desk support or wire manager clips.	All straight worksurfaces are 3/8" less than nominal depth for rear wire clearance or privacy screens.
<b>S</b> Straight worksurface	B- worksurface does not include grommets	
<b>42</b> Width	Specify surface finish.	Panel supported worksurfaces over 60" must be mid-span supported by MB2-C18 bracket, specified separately.
<b>30</b> Depth	All worksurfaces are U.L.-listed.	Plastic laminate worksurfaces are post-formed top and bottom, front and back.
<b>A</b> Grommets		
<b>Q</b> Standard Special		
<b>117</b> Surface finish		

# Morrison Worksurfaces, 1 3/4" 36" D

Standard Specials Systems

description	type	w	d	h	pattern no.	lam.	V1	V2
Straight, 36"D	Recessed Grommets 	36"	35 3/8"	1 3/4"	<b>MW2-S3636-R-Q-( )</b>	\$922.	\$982.	\$1,465.
		42"	35 3/8"	1 3/4"	<b>MW2-S4236-R-Q-( )</b>	968.	1,107.	1,607.
		48"	35 3/8"	1 3/4"	<b>MW2-S4836-R-Q-( )</b>	1,015.	1,233.	1,750.
		54"	35 3/8"	1 3/4"	<b>MW2-S5436-R-Q-( )</b>	1,060.	1,359.	1,894.
		60"	35 3/8"	1 3/4"	<b>MW2-S6036-R-Q-( )</b>	1,106.	1,485.	2,036.
		84"	35 3/8"	1 3/4"	<b>MW2-S8436-R-Q-( )</b>	1,378.	1,897.	2,555.
		90"	35 3/8"	1 3/4"	<b>MW2-S9036-R-Q-( )</b>	1,483.	2,040.	2,699.
		96"	35 3/8"	1 3/4"	<b>MW2-S9636-R-Q-( )</b>	1,590.	2,185.	2,842.
		102"	35 3/8"	1 3/4"	<b>MW2-S10236-R-Q-( )</b>	1,695.	2,327.	2,985.
		108"	35 3/8"	1 3/4"	<b>MW2-S10836-R-Q-( )</b>	1,801.	2,471.	3,128.
		114"	35 3/8"	1 3/4"	<b>MW2-S11436-R-Q-( )</b>	1,908.	2,614.	3,271.
		120"	35 3/8"	1 3/4"	<b>MW2-S12036-R-Q-( )</b>	2,014.	2,756.	3,414.
No Grommets 	No Grommets	36"	35 3/8"	1 3/4"	<b>MW2-S3636-B-Q-( )</b>	760.	895.	1,451.
		42"	35 3/8"	1 3/4"	<b>MW2-S4236-B-Q-( )</b>	825.	1,022.	1,577.
		48"	35 3/8"	1 3/4"	<b>MW2-S4836-B-Q-( )</b>	890.	1,147.	1,703.
		54"	35 3/8"	1 3/4"	<b>MW2-S5436-B-Q-( )</b>	955.	1,273.	1,828.
		60"	35 3/8"	1 3/4"	<b>MW2-S6036-B-Q-( )</b>	1,019.	1,399.	1,954.
		84"	35 3/8"	1 3/4"	<b>MW2-S8436-B-Q-( )</b>	1,291.	1,813.	2,473.
		90"	35 3/8"	1 3/4"	<b>MW2-S9036-B-Q-( )</b>	1,397.	1,956.	2,616.
		96"	35 3/8"	1 3/4"	<b>MW2-S9636-B-Q-( )</b>	1,503.	2,099.	2,759.
		102"	35 3/8"	1 3/4"	<b>MW2-S10236-B-Q-( )</b>	1,608.	2,242.	2,903.
		108"	35 3/8"	1 3/4"	<b>MW2-S10836-B-Q-( )</b>	1,715.	2,387.	3,046.
		114"	35 3/8"	1 3/4"	<b>MW2-S11436-B-Q-( )</b>	1,820.	2,529.	3,190.
		120"	35 3/8"	1 3/4"	<b>MW2-S12036-B-Q-( )</b>	1,926.	2,672.	3,333.

## Order Code

Example:	<b>MW2-S6036R-Q-117</b>
<b>MW2</b>	Worksurface, 1 3/4" thick
<b>S</b>	Straight worksurface
<b>60</b>	Width
<b>36</b>	Depth
<b>R</b>	Grommets
<b>Q</b>	Standare Special
<b>117</b>	Surface finish

## Specification Information

*Grommets/no grommets:*  
 B- worksurface does not include grommets  
 R- worksurface includes 3" grommets recessed for use with 6" recessed desk support.  
 Specify surface finish.  
 All worksurfaces are U.L.-listed.

## Application Notes

36"D desks may be planned with 6" recessed desk support and 24"D pedestals or end panels, or 29" or 35"W universal end panels with knee-hole filler. 36"D worksurfaces do not accept privacy screens.

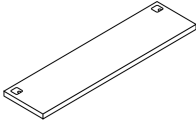
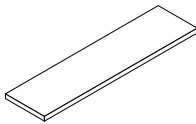
Plastic laminate worksurfaces are post-formed top and bottom, front and back.

All straight worksurfaces are 3/8" less than nominal depth for rear wire clearance or privacy screens.

Panel supported worksurfaces over 60" must be mid-span supported by MB2-C18 bracket, specified separately.

# Morrison Worksurfaces, 1 3/4" 18" D + Post

Standard Specials Systems

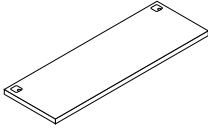
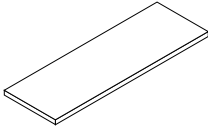
description	type	w	d	h	pattern no.	lam.	V1	V2
Straight, 18"D + Post		20"	17 3/8"	1 3/4"	<b>MW2-S2018-A-Q-( )</b>	\$441.	\$643.	\$864.
		26"	17 3/8"	1 3/4"	<b>MW2-S2618-A-Q-( )</b>	487.	685.	928.
		32"	17 3/8"	1 3/4"	<b>MW2-S3218-A-Q-( )</b>	534.	727.	991.
		38"	17 3/8"	1 3/4"	<b>MW2-S3818-A-Q-( )</b>	580.	789.	1,095.
		44"	17 3/8"	1 3/4"	<b>MW2-S4418-A-Q-( )</b>	639.	846.	1,178.
		50"	17 3/8"	1 3/4"	<b>MW2-S5018-A-Q-( )</b>	678.	913.	1,262.
		56"	17 3/8"	1 3/4"	<b>MW2-S5618-A-Q-( )</b>	699.	949.	1,347.
		62"	17 3/8"	1 3/4"	<b>MW2-S6218-A-Q-( )</b>	762.	1,055.	1,490.
		68"	17 3/8"	1 3/4"	<b>MW2-S6818-A-Q-( )</b>	824.	1,162.	1,619.
		74"	17 3/8"	1 3/4"	<b>MW2-S7418-A-Q-( )</b>	886.	1,267.	1,748.
		80"	17 3/8"	1 3/4"	<b>MW2-S8018-A-Q-( )</b>	948.	1,373.	1,876.
		86"	17 3/8"	1 3/4"	<b>MW2-S8618-A-Q-( )</b>	1,010.	1,479.	2,004.
		92"	17 3/8"	1 3/4"	<b>MW2-S9218-A-Q-( )</b>	1,072.	1,585.	2,133.
		98"	17 3/8"	1 3/4"	<b>MW2-S9818-A-Q-( )</b>	1,135.	1,690.	2,262.
		104"	17 3/8"	1 3/4"	<b>MW2-S10418-A-Q-( )</b>	1,197.	1,797.	2,390.
		110"	17 3/8"	1 3/4"	<b>MW2-S11018-A-Q-( )</b>	1,260.	1,902.	2,518.
116"	17 3/8"	1 3/4"	<b>MW2-S11618-A-Q-( )</b>	1,321.	2,009.	2,646.		
No Grommets		20"	17 3/8"	1 3/4"	<b>MW2-S2018-B-Q-( )</b>	369.	555.	777.
		26"	17 3/8"	1 3/4"	<b>MW2-S2618-B-Q-( )</b>	408.	597.	842.
		32"	17 3/8"	1 3/4"	<b>MW2-S3218-B-Q-( )</b>	446.	641.	904.
		38"	17 3/8"	1 3/4"	<b>MW2-S3818-B-Q-( )</b>	492.	701.	1,008.
		44"	17 3/8"	1 3/4"	<b>MW2-S4418-B-Q-( )</b>	552.	759.	1,092.
		50"	17 3/8"	1 3/4"	<b>MW2-S5018-B-Q-( )</b>	590.	825.	1,175.
		56"	17 3/8"	1 3/4"	<b>MW2-S5618-B-Q-( )</b>	611.	862.	1,260.
		62"	17 3/8"	1 3/4"	<b>MW2-S6218-B-Q-( )</b>	676.	968.	1,404.
		68"	17 3/8"	1 3/4"	<b>MW2-S6818-B-Q-( )</b>	798.	1,073.	1,532.
		74"	17 3/8"	1 3/4"	<b>MW2-S7418-B-Q-( )</b>	860.	1,179.	1,660.
		80"	17 3/8"	1 3/4"	<b>MW2-S8018-B-Q-( )</b>	923.	1,285.	1,788.
		86"	17 3/8"	1 3/4"	<b>MW2-S8618-B-Q-( )</b>	985.	1,392.	1,917.
		92"	17 3/8"	1 3/4"	<b>MW2-S9218-B-Q-( )</b>	1,048.	1,497.	2,046.
		98"	17 3/8"	1 3/4"	<b>MW2-S9818-B-Q-( )</b>	1,109.	1,604.	2,173.
		104"	17 3/8"	1 3/4"	<b>MW2-S10418-B-Q-( )</b>	1,172.	1,709.	2,303.
		110"	17 3/8"	1 3/4"	<b>MW2-S11018-B-Q-( )</b>	1,234.	1,815.	2,431.
116"	17 3/8"	1 3/4"	<b>MW2-S11618-B-Q-( )</b>	1,297.	1,922.	2,560.		

Morrison System

Order Code	Specification Information	Application Notes
Example: <b>MW2-S3818-B-Q-117</b>	<i>Grommets/no grommets:</i>	18"D worksurfaces are used interchangeably in desk and panel system applications as shallow main surfaces, extensions, or credenza tops. They must be supported at each end by a pedestal, end panel, end support cantilever or cantilever bridging bracket with a maximum span of 60" between supports.
<b>MW2</b> Worksurface 1 3/4" thick	A- Worksurfaces include 3" grommet in each back corner leading into desk support or wire manager.	
<b>S</b> Worksurface type	B- Worksurface does not include grommets.	18"D worksurfaces with desk supports or filler panels do not accept pedestals.  All worksurfaces are 3/8" less than nominal depth for rear wire clearance or privacy screens.
<b>38</b> Width	Specify surface finish	
<b>18</b> Depth	All worksurfaces are U.L.-listed.	All worksurfaces have threaded metal inserts at all end panel, desk support and bracket locations and pilot holes at pedestal locations.  Panel supported worksurfaces over 60" must be mid-span supported by MB2-C18 bracket, specified separately.
<b>B</b> No grommets		
<b>Q</b> Standard Special		
<b>117</b> Surface finish		

# Morrison Worksurfaces, 1 3/4" 24" D + Post

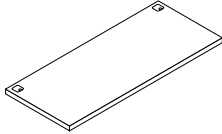
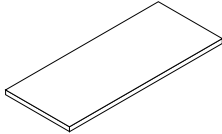
Standard Specials Systems

description	type	w	d	h	pattern no.	lam.	V1	V2
Straight, 24"D + Post	Grommets 	20"	23 5/8"	1 3/4"	MW2-S2024-A-Q-()	\$495.	\$746.	\$1,008.
		26"	23 5/8"	1 3/4"	MW2-S2624-A-Q-()	535.	765.	1,050.
		32"	23 5/8"	1 3/4"	MW2-S3224-A-Q-()	579.	809.	1,094.
		38"	23 5/8"	1 3/4"	MW2-S3824-A-Q-()	639.	847.	1,177.
		44"	23 5/8"	1 3/4"	MW2-S4424-A-Q-()	678.	929.	1,306.
		50"	23 5/8"	1 3/4"	MW2-S5024-A-Q-()	720.	1,011.	1,409.
		56"	23 5/8"	1 3/4"	MW2-S5624-A-Q-()	780.	1,078.	1,490.
		62"	23 5/8"	1 3/4"	MW2-S6224-A-Q-()	843.	1,177.	1,640.
		68"	23 5/8"	1 3/4"	MW2-S6824-A-Q-()	925.	1,278.	1,809.
		74"	23 5/8"	1 3/4"	MW2-S7424-A-Q-()	1,005.	1,383.	1,931.
		80"	23 5/8"	1 3/4"	MW2-S8024-A-Q-()	1,066.	1,485.	2,078.
		86"	23 5/8"	1 3/4"	MW2-S8624-A-Q-()	1,147.	1,611.	2,269.
		92"	23 5/8"	1 3/4"	MW2-S9224-A-Q-()	1,252.	1,774.	2,478.
		98"	23 5/8"	1 3/4"	MW2-S9824-A-Q-()	1,377.	1,937.	2,688.
		104"	23 5/8"	1 3/4"	MW2-S10424-A-Q-()	1,502.	2,100.	2,899.
		110"	23 5/8"	1 3/4"	MW2-S11024-A-Q-()	1,626.	2,264.	3,110.
116"	23 5/8"	1 3/4"	MW2-S11624-A-Q-()	1,750.	2,427.	3,321.		
No Grommets 	No Grommets	20"	23 5/8"	1 3/4"	MW2-S2024-B-Q-()	408.	658.	923.
		26"	23 5/8"	1 3/4"	MW2-S2624-B-Q-()	446.	679.	967.
		32"	23 5/8"	1 3/4"	MW2-S3224-B-Q-()	492.	721.	1,008.
		38"	23 5/8"	1 3/4"	MW2-S3824-B-Q-()	552.	759.	1,092.
		44"	23 5/8"	1 3/4"	MW2-S4424-B-Q-()	590.	845.	1,218.
		50"	23 5/8"	1 3/4"	MW2-S5024-B-Q-()	636.	926.	1,323.
		56"	23 5/8"	1 3/4"	MW2-S5624-B-Q-()	691.	993.	1,404.
		62"	23 5/8"	1 3/4"	MW2-S6224-B-Q-()	755.	1,092.	1,553.
		68"	23 5/8"	1 3/4"	MW2-S6824-B-Q-()	835.	1,195.	1,723.
		74"	23 5/8"	1 3/4"	MW2-S7424-B-Q-()	919.	1,297.	1,850.
		80"	23 5/8"	1 3/4"	MW2-S8024-B-Q-()	982.	1,399.	1,994.
		86"	23 5/8"	1 3/4"	MW2-S8624-B-Q-()	1,059.	1,526.	2,183.
		92"	23 5/8"	1 3/4"	MW2-S9224-B-Q-()	1,165.	1,689.	2,394.
		98"	23 5/8"	1 3/4"	MW2-S9824-B-Q-()	1,290.	1,853.	2,604.
		104"	23 5/8"	1 3/4"	MW2-S10424-B-Q-()	1,413.	2,016.	2,815.
		110"	23 5/8"	1 3/4"	MW2-S11024-B-Q-()	1,538.	2,179.	3,025.
116"	23 5/8"	1 3/4"	MW2-S11624-B-Q-()	1,662.	2,341.	3,235.		

Order Code	Specification Information	Application Notes
Example: <b>MW2-S7424-A-Q-117</b>	<i>Grommets/no grommets:</i>	24"D worksurfaces are used interchangeably as shallow main surfaces, extensions or credenza tops. They must be supported at each end by a pedestal, end panel, end support cantilever or cantilever bridging bracket with a maximum span of 60" between supports.
<b>MW2</b> Worksurface, 1 3/4" thick	A- Worksurfaces include 3" grommet in each back corner leading into desk support or wire manager.	
<b>S</b> Straight worksurface	B- Worksurface does not include grommets.	All worksurfaces have threaded metal inserts at all end panel, desk support and bracket locations and pilot holes at pedestal locations.
<b>74</b> Width	Specify surface finish	
<b>24</b> Depth	All worksurfaces are U.L.-listed.	Use 18"D pedestals with 24"D worksurfaces for full wire management capability in desk or panel applications.
<b>A</b> Grommets		All straight worksurfaces are 3/8" less than nominal depth for rear wire clearance or privacy screens.
<b>Q</b> Standard Special		
<b>117</b> Surface finish		Plastic laminate worksurfaces are post-formed top and bottom, front and back.
		Worksurfaces with grommets are bored to accept and are shipped with wire manager clips.
		Panel supported worksurfaces over 60" must be mid-span supported by MB2-C18 bracket, specified separately.

# Morrison Worksurfaces, 1 3/4" 30" D + Post

Standard Specials Systems

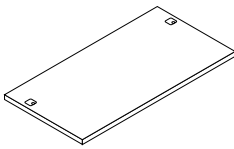
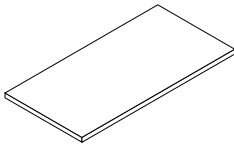
description	type	w	d	h	pattern no.	lam.	V1	V2
Straight, 30"D + Post		20"	29 5/8"	1 3/4"	MW2-S2030-A-Q-( )	\$550.	\$766.	\$1,072.
		26"	29 5/8"	1 3/4"	MW2-S2630-A-Q-( )	595.	828.	1,157.
		32"	29 5/8"	1 3/4"	MW2-S3230-A-Q-( )	659.	888.	1,241.
		38"	29 5/8"	1 3/4"	MW2-S3830-A-Q-( )	698.	951.	1,323.
		44"	29 5/8"	1 3/4"	MW2-S4430-A-Q-( )	759.	1,031.	1,428.
		50"	29 5/8"	1 3/4"	MW2-S5030-A-Q-( )	797.	1,114.	1,509.
		56"	29 5/8"	1 3/4"	MW2-S5630-A-Q-( )	843.	1,177.	1,640.
		62"	29 5/8"	1 3/4"	MW2-S6230-A-Q-( )	905.	1,261.	1,785.
		68"	29 5/8"	1 3/4"	MW2-S6830-A-Q-( )	1,005.	1,383.	1,931.
		74"	29 5/8"	1 3/4"	MW2-S7430-A-Q-( )	1,088.	1,509.	2,099.
		80"	29 5/8"	1 3/4"	MW2-S8030-A-Q-( )	1,169.	1,632.	2,290.
		86"	29 5/8"	1 3/4"	MW2-S8630-A-Q-( )	1,272.	1,792.	2,541.
		92"	29 5/8"	1 3/4"	MW2-S9230-A-Q-( )	1,392.	1,958.	2,790.
		98"	29 5/8"	1 3/4"	MW2-S9830-A-Q-( )	1,516.	2,124.	3,040.
104"	29 5/8"	1 3/4"	MW2-S10430-A-Q-( )	1,641.	2,290.	3,289.		
110"	29 5/8"	1 3/4"	MW2-S11030-A-Q-( )	1,765.	2,456.	3,538.		
116"	29 5/8"	1 3/4"	MW2-S11630-A-Q-( )	1,890.	2,621.	3,787.		
No Grommets		20"	29 5/8"	1 3/4"	MW2-S2030-B-Q-( )	466.	683.	991.
		26"	29 5/8"	1 3/4"	MW2-S2630-B-Q-( )	512.	744.	1,073.
		32"	29 5/8"	1 3/4"	MW2-S3230-B-Q-( )	574.	804.	1,156.
		38"	29 5/8"	1 3/4"	MW2-S3830-B-Q-( )	611.	862.	1,240.
		44"	29 5/8"	1 3/4"	MW2-S4430-B-Q-( )	673.	943.	1,344.
		50"	29 5/8"	1 3/4"	MW2-S5030-B-Q-( )	714.	1,030.	1,424.
		56"	29 5/8"	1 3/4"	MW2-S5630-B-Q-( )	755.	1,092.	1,553.
		62"	29 5/8"	1 3/4"	MW2-S6230-B-Q-( )	821.	1,175.	1,701.
		68"	29 5/8"	1 3/4"	MW2-S6830-B-Q-( )	919.	1,297.	1,850.
		74"	29 5/8"	1 3/4"	MW2-S7430-B-Q-( )	1,002.	1,424.	2,014.
		80"	29 5/8"	1 3/4"	MW2-S8030-B-Q-( )	1,085.	1,545.	2,202.
		86"	29 5/8"	1 3/4"	MW2-S8630-B-Q-( )	1,185.	1,707.	2,458.
		92"	29 5/8"	1 3/4"	MW2-S9230-B-Q-( )	1,303.	1,868.	2,708.
		98"	29 5/8"	1 3/4"	MW2-S9830-B-Q-( )	1,428.	2,034.	2,957.
104"	29 5/8"	1 3/4"	MW2-S10430-B-Q-( )	1,552.	2,200.	3,206.		
110"	29 5/8"	1 3/4"	MW2-S11030-B-Q-( )	1,677.	2,366.	3,456.		
116"	29 5/8"	1 3/4"	MW2-S11630-B-Q-( )	1,801.	2,532.	3,705.		

Morrison System

Order Code	Specification Information	Application Notes
Example: <b>MW2-S4430A-Q-117</b>	<i>Grommets/no grommets:</i>	30"D worksurfaces are used interchangeably in desk and panel system applications as main surfaces, extensions or credenza tops. They must be supported at each end by a pedestal, end panel, end support cantilever or cantilever bridging bracket with a maximum span of 60" between supports.
<b>MW2</b> Worksurface, 1 3/4" thick	A- worksurface includes 3" grommet in each back corner leading into desk support or wire manager clips.	
<b>S</b> Straight worksurface	B- worksurface does not include grommets	All straight worksurfaces are 3/8" less than nominal depth for rear wire clearance or privacy screens.
<b>44</b> Width	Specify surface finish.	
<b>30</b> Depth	All worksurfaces are U.L.-listed.	Panel supported worksurfaces over 60" must be mid-span supported by MB2-C18 bracket, specified separately.
<b>A</b> Grommets		
<b>Q</b> Standard Special		
<b>117</b> Surface finish		

# Morrison Worksurfaces, 1 3/4" 36" D + Post

Standard Specials Systems

description	type	w	d	h	pattern no.	lam.	V1	V2
Straight, 36"D + Post		38"	35 3/8"	1 3/4"	<b>MW2-S3836-R-Q-( )</b>	\$968.	\$1,107.	\$1,607.
		44"	35 3/8"	1 3/4"	<b>MW2-S4436-R-Q-( )</b>	1,015.	1,233.	1,750.
		50"	35 3/8"	1 3/4"	<b>MW2-S5036-R-Q-( )</b>	1,060.	1,359.	1,894.
		56"	35 3/8"	1 3/4"	<b>MW2-S5636-R-Q-( )</b>	1,106.	1,485.	2,036.
		62"	35 3/8"	1 3/4"	<b>MW2-S6236-R-Q-( )</b>	1,137.	1,549.	2,153.
		68"	35 3/8"	1 3/4"	<b>MW2-S6836-R-Q-( )</b>	1,169.	1,611.	2,269.
		74"	35 3/8"	1 3/4"	<b>MW2-S7436-R-Q-( )</b>	1,272.	1,754.	2,411.
		80"	35 3/8"	1 3/4"	<b>MW2-S8036-R-Q-( )</b>	1,378.	1,897.	2,555.
		86"	35 3/8"	1 3/4"	<b>MW2-S8636-R-Q-( )</b>	1,483.	2,040.	2,699.
		92"	35 3/8"	1 3/4"	<b>MW2-S9236-R-Q-( )</b>	1,590.	2,185.	2,842.
		98"	35 3/8"	1 3/4"	<b>MW2-S9836-R-Q-( )</b>	1,695.	2,327.	2,985.
		104"	35 3/8"	1 3/4"	<b>MW2-S10436-R-Q-( )</b>	1,801.	2,471.	3,128.
		110"	35 3/8"	1 3/4"	<b>MW2-S11036-R-Q-( )</b>	1,908.	2,614.	3,271.
		116"	35 3/8"	1 3/4"	<b>MW2-S11636-R-Q-( )</b>	2,014.	2,756.	3,414.
No Grommets		38"	35 3/8"	1 3/4"	<b>MW2-S3836-B-Q-( )</b>	825.	1,022.	1,577.
		44"	35 3/8"	1 3/4"	<b>MW2-S4436-B-Q-( )</b>	890.	1,147.	1,703.
		50"	35 3/8"	1 3/4"	<b>MW2-S5036-B-Q-( )</b>	955.	1,273.	1,828.
		56"	35 3/8"	1 3/4"	<b>MW2-S5636-B-Q-( )</b>	1,019.	1,399.	1,954.
		62"	35 3/8"	1 3/4"	<b>MW2-S6236-B-Q-( )</b>	1,052.	1,463.	2,069.
		68"	35 3/8"	1 3/4"	<b>MW2-S6836-B-Q-( )</b>	1,085.	1,526.	2,183.
		74"	35 3/8"	1 3/4"	<b>MW2-S7436-B-Q-( )</b>	1,185.	1,670.	2,330.
		80"	35 3/8"	1 3/4"	<b>MW2-S8036-B-Q-( )</b>	1,291.	1,813.	2,473.
		86"	35 3/8"	1 3/4"	<b>MW2-S8636-B-Q-( )</b>	1,397.	1,956.	2,616.
		92"	35 3/8"	1 3/4"	<b>MW2-S9236-B-Q-( )</b>	1,503.	2,099.	2,759.
		98"	35 3/8"	1 3/4"	<b>MW2-S9836-B-Q-( )</b>	1,608.	2,242.	2,903.
		104"	35 3/8"	1 3/4"	<b>MW2-S10436-B-Q-( )</b>	1,715.	2,387.	3,046.
		110"	35 3/8"	1 3/4"	<b>MW2-S11036-B-Q-( )</b>	1,820.	2,529.	3,190.
		116"	35 3/8"	1 3/4"	<b>MW2-S11636-B-Q-( )</b>	1,926.	2,672.	3,333.

## Order Code

Example:	<b>MW2-S6836R-Q-117</b>
<b>MW2</b>	Worksurface, 1 3/4" thick
<b>S</b>	Straight worksurface
<b>68</b>	Width
<b>36</b>	Depth
<b>R</b>	Grommets
<b>Q</b>	Standard Special
<b>117</b>	Surface finish

## Specificatin Information

*Grommets/no grommets:*  
 B- worksurface does not include grommets  
 R- worksurface includes 3" grommets recessed for use with 6" recessed desk support.  
 Specify surface finish.  
 All worksurfaces are U.L.-listed.

## Application Notes

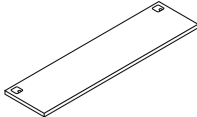
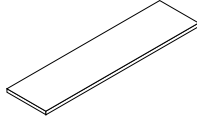
36"D desks may be planned with 6" recessed desk support and 24"D pedestals or end panels, or 29" or 35"W universal end panels with kneehole filler. 36"D worksurfaces do not accept privacy screens.  
 Plastic laminate worksurfaces are post-formed top and bottom, front and back.

Panel supported worksurfaces over 60" must be mid-span supported by MB2-C18 bracket, specified separately.

All straight worksurfaces are 3/8" less than nominal depth for rear wire clearance or privacy screens.

# Morrison Worksurfaces, 1 1/4" 18" D

Standard Specials Systems

description	type	w	d	h	pattern no.	lam.	V1	V2
Straight, 18"D	Grommets 	18"	17 5/8"	1 1/4"	<b>MU1-S1818-A-Q-()</b>	\$370.	\$540.	\$744.
		24"	17 5/8"	1 1/4"	<b>MU1-S2418-A-Q-()</b>	370.	540.	744.
		30"	17 5/8"	1 1/4"	<b>MU1-S3018-A-Q-()</b>	403.	577.	801.
		36"	17 5/8"	1 1/4"	<b>MU1-S3618-A-Q-()</b>	436.	615.	858.
		42"	17 5/8"	1 1/4"	<b>MU1-S4218-A-Q-()</b>	454.	658.	936.
		48"	17 5/8"	1 1/4"	<b>MU1-S4818-A-Q-()</b>	514.	715.	1,018.
		54"	17 5/8"	1 1/4"	<b>MU1-S5418-A-Q-()</b>	534.	754.	1,078.
		60"	17 5/8"	1 1/4"	<b>MU1-S6018-A-Q-()</b>	555.	794.	1,160.
		66"	17 5/8"	1 1/4"	<b>MU1-S6618-A-Q-()</b>	593.	873.	1,274.
		72"	17 5/8"	1 1/4"	<b>MU1-S7218-A-Q-()</b>	651.	968.	1,398.
		78"	17 5/8"	1 1/4"	<b>MU1-S7818-A-Q-()</b>	714.	1,063.	1,522.
		84"	17 5/8"	1 1/4"	<b>MU1-S8418-A-Q-()</b>	776.	1,157.	1,647.
		90"	17 5/8"	1 1/4"	<b>MU1-S9018-A-Q-()</b>	838.	1,252.	1,772.
		96"	17 5/8"	1 1/4"	<b>MU1-S9618-A-Q-()</b>	900.	1,347.	1,896.
		102"	17 5/8"	1 1/4"	<b>MU1-S10218-A-Q-()</b>	963.	1,441.	2,021.
		108"	17 5/8"	1 1/4"	<b>MU1-S10818-A-Q-()</b>	1,025.	1,536.	2,145.
114"	17 5/8"	1 1/4"	<b>MU1-S11418-A-Q-()</b>	1,088.	1,632.	2,270.		
120"	17 5/8"	1 1/4"	<b>MU1-S12018-A-Q-()</b>	1,149.	1,725.	2,395.		
No Grommets 	18"	17 5/8"	1 1/4"	<b>MU1-S1818-B-Q-()</b>	282.	452.	657.	
	78"	17 5/8"	1 1/4"	<b>MU1-S7818-B-Q-()</b>	689.	975.	1,435.	
	84"	17 5/8"	1 1/4"	<b>MU1-S8418-B-Q-()</b>	752.	1,070.	1,559.	
	90"	17 5/8"	1 1/4"	<b>MU1-S9018-B-Q-()</b>	814.	1,165.	1,684.	
	96"	17 5/8"	1 1/4"	<b>MU1-S9618-B-Q-()</b>	877.	1,260.	1,809.	
	102"	17 5/8"	1 1/4"	<b>MU1-S10218-B-Q-()</b>	938.	1,354.	1,933.	
	108"	17 5/8"	1 1/4"	<b>MU1-S10818-B-Q-()</b>	1,001.	1,448.	2,058.	
	114"	17 5/8"	1 1/4"	<b>MU1-S11418-B-Q-()</b>	1,063.	1,544.	2,183.	
	120"	17 5/8"	1 1/4"	<b>MU1-S12018-B-Q-()</b>	1,126.	1,639.	2,307.	

Morrison System

## Order Code

Example:	<b>MU1-S4818-A-Q-117</b>
<b>MU1</b>	Worksurface 1 1/4" thick
<b>S</b>	Worksurface type
<b>48</b>	Width
<b>18</b>	Depth
<b>A</b>	Grommets
<b>Q</b>	Standard Special
<b>117</b>	Surface finish
<b>Q</b>	Standard Special

## Specification Information

*Grommets/no grommets:*

A- Worksurfaces include 3" grommet in each back corner leading into desk support or wire manager.

B- Worksurface does not include grommets.

Specify surface finish.  
1 1/4" worksurfaces are 3-ply, solid core construction with threaded metal inserts at all end panel, desk support and bracket locations and pilot holes at pedestal locations.

Worksurfaces with grommets are bored to accept and are shipped with wire manager clips.

All worksurfaces are U.L.-listed.

## Application Notes

18"D worksurfaces are used interchangeably in desk and panel system applications as shallow main surfaces, extensions, or credenza tops. They may be supported at each end by an 18" end support bracket, 18" cantilever bracket, 18"W conference end panel, 18"D pedestal, or 12"W end panel (MN2-E12) in conjunction with a desk support.

18"D worksurfaces with desk supports do not accept pedestals.

All worksurfaces are 3/8" less than nominal depth for rear wire clearance or privacy screens.

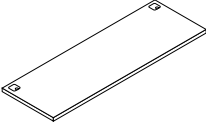
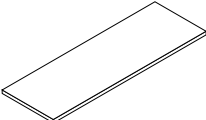
Panel-supported 1 1/4" worksurfaces over 48" must be mid-span supported by MB2-C18 bracket, specified separately.

Suspended pedestals may not be used with 1 1/4" worksurfaces



# Morrison Worksurfaces, 1 1/4" 24" D

Standard Specials Systems

description	type	w	d	h	pattern no.	lam.	V1	V2
Straight, 24"D	Grommets 	18"	23 5/8"	1 1/4"	<b>MU1-S1824-A-Q-( )</b>	\$397.	\$636.	\$877.
		102"	23 5/8"	1 1/4"	<b>MU1-S10224-A-Q-( )</b>	1,058.	1,566.	2,258.
		108"	23 5/8"	1 1/4"	<b>MU1-S10824-A-Q-( )</b>	1,139.	1,690.	2,439.
		114"	23 5/8"	1 1/4"	<b>MU1-S11424-A-Q-( )</b>	1,220.	1,815.	2,620.
		120"	23 5/8"	1 1/4"	<b>MU1-S12024-A-Q-( )</b>	1,301.	1,939.	2,801.
No Grommets 	No Grommets	18"	23 5/8"	1 1/4"	<b>MU1-S1824-B-Q-( )</b>	315.	552.	794.
		102"	23 5/8"	1 1/4"	<b>MU1-S10224-B-Q-( )</b>	970.	1,480.	2,175.
		108"	23 5/8"	1 1/4"	<b>MU1-S10824-B-Q-( )</b>	1,052.	1,605.	2,356.
		114"	23 5/8"	1 1/4"	<b>MU1-S11424-B-Q-( )</b>	1,133.	1,729.	2,536.
		120"	23 5/8"	1 1/4"	<b>MU1-S12024-B-Q-( )</b>	1,213.	1,854.	2,717.

## Order Code

Example:	<b>MU1-S10224-B-Q-117</b>
<b>MU1</b>	Worksurface, 1 1/4" thick
<b>S</b>	Straight worksurface
<b>102</b>	Width
<b>24</b>	Depth
<b>B</b>	No grommets
<b>Q</b>	Standard Special
<b>117</b>	Surface finish

## Specification Information

*Grommets/no grommets:*

A- Worksurfaces include 3" grommet in each back corner leading into desk support or wire manager.

B- Worksurface does not include grommets.

Specify surface finish.  
1 1/4" worksurfaces are 3-ply, solid core construction with threaded metal inserts at all end panel, desk support and bracket locations and pilot holes at pedestal locations.

Worksurfaces with grommets are bored to accept and are shipped with wire manager clips.

All worksurfaces are U.L.-listed.

## Application Notes

24"D worksurfaces are used interchangeably as shallow main surfaces, extensions or credenza tops. They can be supported at each end by 24" end support bracket, 24" cantilever bracket, 24"W end panel, 18"D pedestal or end panel in conjunction with desk support.

Use 18"D pedestals with 24"D worksurfaces for full wire management capability in desk or panel applications.

All straight worksurfaces are 3/8" less than nominal depth for rear wire clearance or privacy screens.

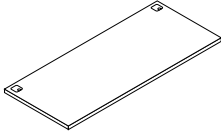
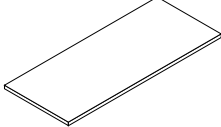
Panel-supported 1 1/4" worksurfaces over 48" must be mid-span supported by MB2-C18 bracket, specified separately.

Suspended pedestals may not be used with 1 1/4" worksurfaces



# Morrison Worksurfaces, 1 1/4" 30" D

Standard Specials Systems

description	type	w	d	h	pattern no.	lam,	V1	V2
Straight, 30"D	Grommets 	18"	29 5/8"	1 1/4"	<b>MU1-S1830-A-Q-( )</b>	\$437.	\$648.	\$934.
		24"	29 5/8"	1 1/4"	<b>MU1-S2430-A-Q-( )</b>	437.	648.	934.
		102"	29 5/8"	1 1/4"	<b>MU1-S10230-A-Q-( )</b>	1,135.	1,669.	2,456.
		108"	29 5/8"	1 1/4"	<b>MU1-S10830-A-Q-( )</b>	1,223.	1,792.	2,638.
		114"	29 5/8"	1 1/4"	<b>MU1-S11430-A-Q-( )</b>	1,309.	1,917.	2,822.
		120"	29 5/8"	1 1/4"	<b>MU1-S12030-A-Q-( )</b>	1,397.	2,041.	3,005.
No Grommets		18"	29 5/8"	1 1/4"	<b>MU1-S1830-B-Q-( )</b>	354.	565.	852.
		24"	29 5/8"	1 1/4"	<b>MU1-S2430-B-Q-( )</b>	354.	565.	852.
		102"	29 5/8"	1 1/4"	<b>MU1-S10230-B-Q-( )</b>	1,050.	1,584.	2,372.
		108"	29 5/8"	1 1/4"	<b>MU1-S10830-B-Q-( )</b>	1,136.	1,708.	2,555.
		114"	29 5/8"	1 1/4"	<b>MU1-S11430-B-Q-( )</b>	1,224.	1,832.	2,739.
		120"	29 5/8"	1 1/4"	<b>MU1-S12030-B-Q-( )</b>	1,310.	1,957.	2,921.

Morrison System

## Order Code

Example:	<b>MU1-S2430B-Q-117</b>
<b>MU1</b>	Worksurface, 1 1/4" thick
<b>S</b>	Straight worksurface
<b>24</b>	Width
<b>30</b>	Depth
<b>B</b>	No grommets
<b>Q</b>	Standard Specials
<b>117</b>	Surface finish

## Specification Information

### Grommets/no grommets:

- A- worksurface includes 3" grommet in each back corner leading into desk support or wire manager clips.
  - B- worksurface does not include grommets
- Specify surface finish.

1 1/4" worksurfaces are 3-ply, solid core construction with threaded metal inserts at all end panel, desk support and bracket locations and pilot holes at pedestal locations.

All worksurfaces are U.L.-listed. Plastic laminate worksurfaces are post-formed top and bottom, front and back.

## Application Notes

30"D worksurfaces are used interchangeably in desk and panel system applications as main surfaces, extensions or credenza tops. They can be supported at each end by 30" end support bracket, 30" cantilever bracket, 30" flat bracket, 30"W end panel, 24"D pedestal or end panel in conjunction with desk support, or 30"D pedestal.

All straight worksurfaces are 3/8" less than nominal depth for rear wire clearance or privacy screens.

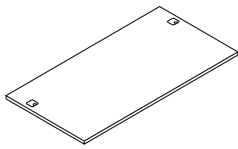
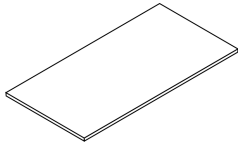
Panel-supported 1 1/4" worksurfaces over 48" must be mid-span supported by MB2-C18 bracket, specified separately.

Worksurfaces with grommets are bored to accept and are shipped with wire manager clips.

Suspended pedestals may not be used with 1 1/4" worksurfaces.

# Morrison Worksurfaces, 1 1/4" 36" D

Standard Specials Systems

description	type	w	d	h	pattern no.	lam.	V1	V2
Straight, 36"D		36"	35 5/8"	1 1/4"	<b>MU1-S3636-R-Q-( )</b>	\$599.	\$836.	\$1,251.
		42"	35 5/8"	1 1/4"	<b>MU1-S4236-R-Q-( )</b>	641.	894.	1,328.
		48"	35 5/8"	1 1/4"	<b>MU1-S4836-R-Q-( )</b>	677.	951.	1,409.
		54"	35 5/8"	1 1/4"	<b>MU1-S5436-R-Q-( )</b>	715.	1,028.	1,508.
		60"	35 5/8"	1 1/4"	<b>MU1-S6036-R-Q-( )</b>	754.	1,092.	1,605.
		66"	35 5/8"	1 1/4"	<b>MU1-S6636-R-Q-( )</b>	792.	1,148.	1,724.
		72"	35 5/8"	1 1/4"	<b>MU1-S7236-R-Q-( )</b>	870.	1,247.	1,843.
		78"	35 5/8"	1 1/4"	<b>MU1-S7836-R-Q-( )</b>	933.	1,343.	2,012.
		84"	35 5/8"	1 1/4"	<b>MU1-S8436-R-Q-( )</b>	999.	1,439.	2,157.
		90"	35 5/8"	1 1/4"	<b>MU1-S9036-R-Q-( )</b>	1,052.	1,522.	2,284.
		96"	35 5/8"	1 1/4"	<b>MU1-S9636-R-Q-( )</b>	1,135.	1,647.	2,466.
		102"	35 5/8"	1 1/4"	<b>MU1-S10236-R-Q-( )</b>	1,223.	1,772.	2,650.
		108"	35 5/8"	1 1/4"	<b>MU1-S10836-R-Q-( )</b>	1,309.	1,896.	2,833.
		114"	35 5/8"	1 1/4"	<b>MU1-S11436-R-Q-( )</b>	1,397.	2,021.	3,016.
120"	35 5/8"	1 1/4"	<b>MU1-S12036-R-Q-( )</b>	1,483.	2,145.	3,199.		
No Grommets		36"	35 5/8"	1 1/4"	<b>MU1-S3636-B-Q-( )</b>	514.	752.	1,169.
		42"	35 5/8"	1 1/4"	<b>MU1-S4236-B-Q-( )</b>	555.	810.	1,246.
		48"	35 5/8"	1 1/4"	<b>MU1-S4836-B-Q-( )</b>	593.	870.	1,326.
		54"	35 5/8"	1 1/4"	<b>MU1-S5436-B-Q-( )</b>	630.	946.	1,426.
		60"	35 5/8"	1 1/4"	<b>MU1-S6036-B-Q-( )</b>	671.	1,009.	1,523.
		66"	35 5/8"	1 1/4"	<b>MU1-S6636-B-Q-( )</b>	709.	1,061.	1,641.
		72"	35 5/8"	1 1/4"	<b>MU1-S7236-B-Q-( )</b>	785.	1,164.	1,759.
		78"	35 5/8"	1 1/4"	<b>MU1-S7836-B-Q-( )</b>	846.	1,259.	1,925.
		84"	35 5/8"	1 1/4"	<b>MU1-S8436-B-Q-( )</b>	913.	1,354.	2,068.
		90"	35 5/8"	1 1/4"	<b>MU1-S9036-B-Q-( )</b>	969.	1,441.	2,200.
		96"	35 5/8"	1 1/4"	<b>MU1-S9636-B-Q-( )</b>	1,050.	1,563.	2,382.
		102"	35 5/8"	1 1/4"	<b>MU1-S10236-B-Q-( )</b>	1,136.	1,687.	2,567.
		108"	35 5/8"	1 1/4"	<b>MU1-S10836-B-Q-( )</b>	1,224.	1,812.	2,749.
		114"	35 5/8"	1 1/4"	<b>MU1-S11436-B-Q-( )</b>	1,310.	1,936.	2,932.
120"	35 5/8"	1 1/4"	<b>MU1-S12036-B-Q-( )</b>	1,398.	2,061.	3,116.		

## Order Code

Example:	<b>MU1-S3636B-Q-117</b>
<b>MU1</b>	Worksurface, 1 1/4" thick
<b>S</b>	Straight worksurface
<b>36</b>	Width
<b>36</b>	Depth
<b>B</b>	No grommets
<b>Q</b>	Standard Specials
<b>117</b>	Surface finish

## Specification Information

### Grommets/no grommets:

- A- worksurface includes 3" grommet in each back corner leading into desk support or wire manager clips.
  - B- worksurface does not include grommets
- Specify surface finish.

1 1/4" worksurfaces are 3-ply, solid core construction with threaded metal inserts at all end panel, desk support and bracket locations and pilot holes at pedestal locations.

All worksurfaces are U.L.-listed. Plastic laminate worksurfaces are post-formed top and bottom, front and back.

## Application Notes

36"D worksurfaces are used interchangeably in desk and panel system applications as main surfaces, extensions or credenza tops. They can be supported at each end by 30" end support bracket, 30" cantilever bracket, 36" flat bracket, 30"W end panel, 24"D pedestal or end panel in conjunction with desk support, or 30"D pedestal.

All straight worksurfaces are 3/8" less than nominal depth for rear wire clearance or privacy screens.

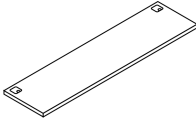
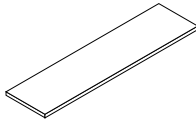
Panel-supported 1 1/4" worksurfaces over 48" must be mid-span supported by MB2-C18 bracket, specified separately.

Worksurfaces with grommets are bored to accept and are shipped with wire manager clips.

Suspended pedestals may not be used with 1 1/4" worksurfaces.

# Morrison Worksurfaces, 1 1/4" 18" D + Post

Standard Specials Systems

description	type	w	d	h	pattern no.	lam.	V1	V2
Straight, 18"D + Post	Grommets 	20"	17 5/8"	1 1/4"	<b>MU1-S2018-A-Q-()</b>	\$370.	\$540.	\$744.
		26"	17 5/8"	1 1/4"	<b>MU1-S2618-A-Q-()</b>	403.	577.	801.
		32"	17 5/8"	1 1/4"	<b>MU1-S3218-A-Q-()</b>	436.	615.	858.
		38"	17 5/8"	1 1/4"	<b>MU1-S3818-A-Q-()</b>	454.	658.	936.
		44"	17 5/8"	1 1/4"	<b>MU1-S4418-A-Q-()</b>	514.	715.	1,018.
		50"	17 5/8"	1 1/4"	<b>MU1-S5018-A-Q-()</b>	534.	754.	1,078.
		56"	17 5/8"	1 1/4"	<b>MU1-S5618-A-Q-()</b>	555.	794.	1,160.
		62"	17 5/8"	1 1/4"	<b>MU1-S6218-A-Q-()</b>	593.	873.	1,274.
		68"	17 5/8"	1 1/4"	<b>MU1-S6818-A-Q-()</b>	651.	968.	1,398.
		74"	17 5/8"	1 1/4"	<b>MU1-S7418-A-Q-()</b>	714.	1,063.	1,522.
		80"	17 5/8"	1 1/4"	<b>MU1-S8018-A-Q-()</b>	776.	1,157.	1,647.
		86"	17 5/8"	1 1/4"	<b>MU1-S8618-A-Q-()</b>	838.	1,252.	1,772.
		92"	17 5/8"	1 1/4"	<b>MU1-S9218-A-Q-()</b>	900.	1,347.	1,896.
		98"	17 5/8"	1 1/4"	<b>MU1-S9818-A-Q-()</b>	963.	1,441.	2,021.
		104"	17 5/8"	1 1/4"	<b>MU1-S10418-A-Q-()</b>	1,025.	1,536.	2,145.
		110"	17 5/8"	1 1/4"	<b>MU1-S11018-A-Q-()</b>	1,088.	1,632.	2,270.
		116"	17 5/8"	1 1/4"	<b>MU1-S11618-A-Q-()</b>	1,149.	1,725.	2,395.
No Grommets 	No Grommets	20"	17 5/8"	1 1/4"	<b>MU1-S2018-B-Q-()</b>	282.	452.	657.
		26"	17 5/8"	1 1/4"	<b>MU1-S2618-B-Q-()</b>	315.	490.	714.
		32"	17 5/8"	1 1/4"	<b>MU1-S3218-B-Q-()</b>	348.	526.	770.
		38"	17 5/8"	1 1/4"	<b>MU1-S3818-B-Q-()</b>	367.	571.	850.
		44"	17 5/8"	1 1/4"	<b>MU1-S4418-B-Q-()</b>	427.	628.	930.
		50"	17 5/8"	1 1/4"	<b>MU1-S5018-B-Q-()</b>	446.	666.	990.
		56"	17 5/8"	1 1/4"	<b>MU1-S5618-B-Q-()</b>	469.	707.	1,072.
		62"	17 5/8"	1 1/4"	<b>MU1-S6218-B-Q-()</b>	506.	787.	1,188.
		68"	17 5/8"	1 1/4"	<b>MU1-S6818-B-Q-()</b>	627.	881.	1,310.
		74"	17 5/8"	1 1/4"	<b>MU1-S7418-B-Q-()</b>	689.	975.	1,435.
		80"	17 5/8"	1 1/4"	<b>MU1-S8018-B-Q-()</b>	752.	1,070.	1,559.
		86"	17 5/8"	1 1/4"	<b>MU1-S8618-B-Q-()</b>	814.	1,165.	1,684.
		92"	17 5/8"	1 1/4"	<b>MU1-S9218-B-Q-()</b>	877.	1,260.	1,809.
		98"	17 5/8"	1 1/4"	<b>MU1-S9818-B-Q-()</b>	938.	1,354.	1,933.
		104"	17 5/8"	1 1/4"	<b>MU1-S10418-B-Q-()</b>	1,001.	1,448.	2,058.
		110"	17 5/8"	1 1/4"	<b>MU1-S11018-B-Q-()</b>	1,063.	1,544.	2,183.
		116"	17 5/8"	1 1/4"	<b>MU1-S11618-B-Q-()</b>	1,126.	1,639.	2,307.

Morrison System

## Order Code

Example:	<b>MU1-S4418-B-Q-117</b>
<b>MU1</b>	Worksurface 1 1/4" thick
<b>S</b>	Worksurface type
<b>44</b>	Width
<b>18</b>	Depth
<b>B</b>	No grommets
<b>Q</b>	Standard Specials
<b>117</b>	Surface finish

## Specification Information

B: Worksurface does not include grommets.

Specify surface finish.

1 1/4" worksurfaces are 3-ply, solid core construction with threaded metal inserts at all end panel, desk support and bracket locations and pilot holes at pedestal locations.

All worksurfaces are U.L.-listed.

## Application Notes

18"D worksurfaces are used interchangeably in desk and panel system applications as shallow main surfaces, extensions, or credenza tops. They may be supported at each end by an 18" end support bracket, 18" cantilever bracket, 18"W conference end panel, 18"D pedestal, or 12"W end panel (MN2-E12) in conjunction with a desk support.

Suspended pedestals may not be used with 1 1/4" worksurfaces

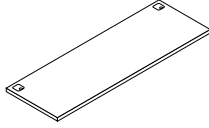
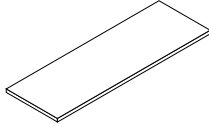
18"D worksurfaces with desk supports do not accept pedestals.

All worksurfaces are 3/8" less than nominal depth for rear wire clearance or privacy screens.

Panel-supported 1 1/4" worksurfaces over 48" must be mid-span supported by MB2-C18 bracket, specified separately.

# Morrison Worksurfaces, 1 1/4" 24" D + Post

Standard Specials Systems

description	type	w	d	h	pattern no.	lam.	V1	V2
Straight, 24"D + Post		20"	23 5/8"	1 1/4"	<b>MU1-S2024-A-Q-( )</b>	\$397.	\$636.	\$877.
		26"	23 5/8"	1 1/4"	<b>MU1-S2624-A-Q-( )</b>	432.	655.	916.
		32"	23 5/8"	1 1/4"	<b>MU1-S3224-A-Q-( )</b>	452.	672.	935.
		38"	23 5/8"	1 1/4"	<b>MU1-S3824-A-Q-( )</b>	512.	713.	1,012.
		44"	23 5/8"	1 1/4"	<b>MU1-S4424-A-Q-( )</b>	530.	769.	1,134.
		50"	23 5/8"	1 1/4"	<b>MU1-S5024-A-Q-( )</b>	574.	847.	1,215.
		56"	23 5/8"	1 1/4"	<b>MU1-S5624-A-Q-( )</b>	610.	887.	1,272.
		62"	23 5/8"	1 1/4"	<b>MU1-S6224-A-Q-( )</b>	666.	988.	1,410.
		68"	23 5/8"	1 1/4"	<b>MU1-S6824-A-Q-( )</b>	727.	1,065.	1,552.
		74"	23 5/8"	1 1/4"	<b>MU1-S7424-A-Q-( )</b>	789.	1,156.	1,656.
		80"	23 5/8"	1 1/4"	<b>MU1-S8024-A-Q-( )</b>	844.	1,239.	1,780.
		86"	23 5/8"	1 1/4"	<b>MU1-S8624-A-Q-( )</b>	894.	1,319.	1,897.
		92"	23 5/8"	1 1/4"	<b>MU1-S9224-A-Q-( )</b>	976.	1,441.	2,078.
		98"	23 5/8"	1 1/4"	<b>MU1-S9824-A-Q-( )</b>	1,058.	1,566.	2,258.
		104"	23 5/8"	1 1/4"	<b>MU1-S10424-A-Q-( )</b>	1,139.	1,690.	2,439.
		110"	23 5/8"	1 1/4"	<b>MU1-S11024-A-Q-( )</b>	1,220.	1,815.	2,620.
116"	23 5/8"	1 1/4"	<b>MU1-S11624-A-Q-( )</b>	1,301.	1,939.	2,801.		
No Grommets		20"	23 5/8"	1 1/4"	<b>MU1-S2024-B-Q-( )</b>	315.	552.	794.
		26"	23 5/8"	1 1/4"	<b>MU1-S2624-B-Q-( )</b>	348.	571.	833.
		32"	23 5/8"	1 1/4"	<b>MU1-S3224-B-Q-( )</b>	367.	590.	850.
		38"	23 5/8"	1 1/4"	<b>MU1-S3824-B-Q-( )</b>	427.	628.	930.
		44"	23 5/8"	1 1/4"	<b>MU1-S4424-B-Q-( )</b>	446.	686.	1,052.
		50"	23 5/8"	1 1/4"	<b>MU1-S5024-B-Q-( )</b>	487.	766.	1,131.
		56"	23 5/8"	1 1/4"	<b>MU1-S5624-B-Q-( )</b>	525.	804.	1,188.
		62"	23 5/8"	1 1/4"	<b>MU1-S6224-B-Q-( )</b>	583.	905.	1,329.
		68"	23 5/8"	1 1/4"	<b>MU1-S6824-B-Q-( )</b>	643.	983.	1,468.
		74"	23 5/8"	1 1/4"	<b>MU1-S7424-B-Q-( )</b>	700.	1,072.	1,572.
		80"	23 5/8"	1 1/4"	<b>MU1-S8024-B-Q-( )</b>	756.	1,155.	1,697.
		86"	23 5/8"	1 1/4"	<b>MU1-S8624-B-Q-( )</b>	811.	1,236.	1,815.
		92"	23 5/8"	1 1/4"	<b>MU1-S9224-B-Q-( )</b>	890.	1,355.	1,994.
		98"	23 5/8"	1 1/4"	<b>MU1-S9824-B-Q-( )</b>	970.	1,480.	2,175.
		104"	23 5/8"	1 1/4"	<b>MU1-S10424-B-Q-( )</b>	1,052.	1,605.	2,356.
		110"	23 5/8"	1 1/4"	<b>MU1-S11024-B-Q-( )</b>	1,133.	1,729.	2,536.
116"	23 5/8"	1 1/4"	<b>MU1-S11624-B-Q-( )</b>	1,213.	1,854.	2,717.		

## Order Code

Example:	<b>MU1-S3824-B-Q-117</b>
<b>MU1</b>	Worksurface, 1 1/4" thick
<b>S</b>	Straight worksurface
<b>38</b>	Width
<b>24</b>	Depth
<b>B</b>	No grommets
<b>Q</b>	Standard Specials
<b>117</b>	Surface finish

## Specification Information

*Grommets/no grommets:*

A- Worksurfaces include 3" grommet in each back corner leading into desk support or wire manager.

B- Worksurface does not include grommets.

Specify surface finish.  
1 1/4" worksurfaces are 3-ply, solid core construction with threaded metal inserts at all end panel, desk support and bracket locations and pilot holes at pedestal locations.

Worksurfaces with grommets are bored to accept and are shipped with wire manager clips.

All worksurfaces are U.L.-listed.

## Application Notes

24"D worksurfaces are used interchangeably as shallow main surfaces, extensions or credenza tops. They can be supported at each end by 24" end support bracket, 24" cantilever bracket, 24"W end panel, 18"D pedestal or end panel in conjunction with desk support.

Use 18"D pedestals with 24"D worksurfaces for full wire management capability in desk or panel applications.

All straight worksurfaces are 3/8" less than nominal depth for rear wire clearance or privacy screens.

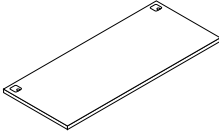
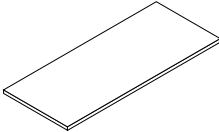
Panel-supported 1 1/4" worksurfaces over 48" must be mid-span supported by MB2-C18 bracket, specified separately.

Suspended pedestals may not be used with 1 1/4" worksurfaces.

# Morrison Worksurfaces, 1 1/4"

## 30" D + Post

Standard Specials Systems

description	type	w	d	h	pattern no.	lam.	V1	V2
Straight, 30"D + Post		20"	29 5/8"	1 1/4"	<b>MU1-S2030-A-Q-( )</b>	\$437.	\$648.	\$934.
		26"	29 5/8"	1 1/4"	<b>MU1-S2630-A-Q-( )</b>	475.	690.	996.
		32"	29 5/8"	1 1/4"	<b>MU1-S3230-A-Q-( )</b>	512.	732.	1,057.
		38"	29 5/8"	1 1/4"	<b>MU1-S3830-A-Q-( )</b>	553.	791.	1,134.
		44"	29 5/8"	1 1/4"	<b>MU1-S4430-A-Q-( )</b>	589.	847.	1,215.
		50"	29 5/8"	1 1/4"	<b>MU1-S5030-A-Q-( )</b>	628.	925.	1,313.
		56"	29 5/8"	1 1/4"	<b>MU1-S5630-A-Q-( )</b>	666.	988.	1,410.
		62"	29 5/8"	1 1/4"	<b>MU1-S6230-A-Q-( )</b>	706.	1,045.	1,530.
		68"	29 5/8"	1 1/4"	<b>MU1-S6830-A-Q-( )</b>	783.	1,143.	1,648.
		74"	29 5/8"	1 1/4"	<b>MU1-S7430-A-Q-( )</b>	846.	1,239.	1,816.
		80"	29 5/8"	1 1/4"	<b>MU1-S8030-A-Q-( )</b>	913.	1,336.	1,962.
		86"	29 5/8"	1 1/4"	<b>MU1-S8630-A-Q-( )</b>	964.	1,419.	2,089.
		92"	29 5/8"	1 1/4"	<b>MU1-S9230-A-Q-( )</b>	1,048.	1,544.	2,272.
		98"	29 5/8"	1 1/4"	<b>MU1-S9830-A-Q-( )</b>	1,135.	1,669.	2,456.
		104"	29 5/8"	1 1/4"	<b>MU1-S10430-A-Q-( )</b>	1,223.	1,792.	2,638.
		110"	29 5/8"	1 1/4"	<b>MU1-S11030-A-Q-( )</b>	1,309.	1,917.	2,822.
		116"	29 5/8"	1 1/4"	<b>MU1-S11630-A-Q-( )</b>	1,397.	2,041.	3,005.
No Grommets		20"	29 5/8"	1 1/4"	<b>MU1-S2030-B-Q-( )</b>	354.	565.	852.
		26"	29 5/8"	1 1/4"	<b>MU1-S2630-B-Q-( )</b>	391.	607.	914.
		32"	29 5/8"	1 1/4"	<b>MU1-S3230-B-Q-( )</b>	427.	648.	974.
		38"	29 5/8"	1 1/4"	<b>MU1-S3830-B-Q-( )</b>	469.	707.	1,052.
		44"	29 5/8"	1 1/4"	<b>MU1-S4430-B-Q-( )</b>	506.	766.	1,131.
		50"	29 5/8"	1 1/4"	<b>MU1-S5030-B-Q-( )</b>	543.	843.	1,231.
		56"	29 5/8"	1 1/4"	<b>MU1-S5630-B-Q-( )</b>	583.	905.	1,329.
		62"	29 5/8"	1 1/4"	<b>MU1-S6230-B-Q-( )</b>	622.	958.	1,446.
		68"	29 5/8"	1 1/4"	<b>MU1-S6830-B-Q-( )</b>	698.	1,060.	1,565.
		74"	29 5/8"	1 1/4"	<b>MU1-S7430-B-Q-( )</b>	759.	1,155.	1,730.
		80"	29 5/8"	1 1/4"	<b>MU1-S8030-B-Q-( )</b>	825.	1,251.	1,874.
		86"	29 5/8"	1 1/4"	<b>MU1-S8630-B-Q-( )</b>	882.	1,338.	2,006.
		92"	29 5/8"	1 1/4"	<b>MU1-S9230-B-Q-( )</b>	962.	1,460.	2,189.
		98"	29 5/8"	1 1/4"	<b>MU1-S9830-B-Q-( )</b>	1,050.	1,584.	2,372.
		104"	29 5/8"	1 1/4"	<b>MU1-S10430-B-Q-( )</b>	1,136.	1,708.	2,555.
		110"	29 5/8"	1 1/4"	<b>MU1-S11030-B-Q-( )</b>	1,224.	1,832.	2,739.
		116"	29 5/8"	1 1/4"	<b>MU1-S11630-B-Q-( )</b>	1,310.	1,957.	2,921.

Morrison System

### Order Code

Example:	<b>MU1-S3830B-Q-117</b>
<b>MU1</b>	Worksurface, 1 1/4" thick
<b>S</b>	Straight worksurface
<b>38</b>	Width
<b>30</b>	Depth
<b>B</b>	No grommets
<b>Q</b>	Standard Specials
<b>117</b>	Surface finish

### Specification Information

*Grommets/no grommets:*

A- worksurface includes 3" grommet in each back corner leading into desk support or wire manager clips.

B- worksurface does not include grommets

Specify surface finish.

1 1/4" worksurfaces are 3-ply, solid core construction with threaded metal inserts at all end panel, desk support and bracket locations and pilot holes at pedestal locations.

All worksurfaces are U.L.-listed.

Plastic laminate worksurfaces are post-formed top and bottom, front and back.

### Application Notes

30"D worksurfaces are used interchangeably in desk and panel system applications as main surfaces, extensions or credenza tops. They can be supported at each end by 30" end support bracket, 30" cantilever bracket, 30" flat bracket, 30"W end panel, 24"D pedestal or end panel in conjunction with desk support, or 30"D pedestal.

All straight worksurfaces are 3/8" less than nominal depth for rear wire clearance or privacy screens.

Panel-supported 1 1/4" worksurfaces over 48" must be mid-span supported by MB2-C18 bracket, specified separately.

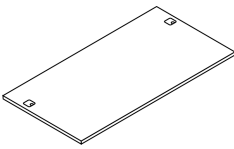
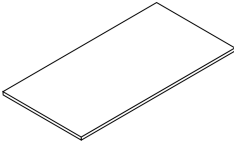
Worksurfaces with grommets are bored to accept and are shipped with wire manager clips.

Suspended pedestals may not be used with 1 1/4" worksurfaces.

# Morrison Worksurfaces, 1 1/4"

## 36" D + Post

Standard Specials Systems

description	type	w	d	h	pattern no.	lam.	V1	V2
Straight, 36"D + Post	Recessed Grommets 	38"	35 5/8"	1 1/4"	<b>MU1-S3836-R-Q-( )</b>	\$641.	\$894.	\$1,328.
		44"	35 5/8"	1 1/4"	<b>MU1-S4436-R-Q-( )</b>	677.	951.	1,409.
		50"	35 5/8"	1 1/4"	<b>MU1-S5036-R-Q-( )</b>	715.	1,028.	1,508.
		56"	35 5/8"	1 1/4"	<b>MU1-S5636-R-Q-( )</b>	754.	1,092.	1,605.
		62"	35 5/8"	1 1/4"	<b>MU1-S6236-R-Q-( )</b>	792.	1,148.	1,724.
		68"	35 5/8"	1 1/4"	<b>MU1-S6836-R-Q-( )</b>	870.	1,247.	1,843.
		74"	35 5/8"	1 1/4"	<b>MU1-S7436-R-Q-( )</b>	933.	1,343.	2,012.
		80"	35 5/8"	1 1/4"	<b>MU1-S8036-R-Q-( )</b>	999.	1,439.	2,157.
		86"	35 5/8"	1 1/4"	<b>MU1-S8636-R-Q-( )</b>	1,052.	1,522.	2,284.
		92"	35 5/8"	1 1/4"	<b>MU1-S9236-R-Q-( )</b>	1,135.	1,647.	2,466.
		98"	35 5/8"	1 1/4"	<b>MU1-S9836-R-Q-( )</b>	1,223.	1,772.	2,650.
		104"	35 5/8"	1 1/4"	<b>MU1-S10436-R-Q-( )</b>	1,309.	1,896.	2,833.
		110"	35 5/8"	1 1/4"	<b>MU1-S11036-R-Q-( )</b>	1,397.	2,021.	3,016.
		116"	35 5/8"	1 1/4"	<b>MU1-S11636-R-Q-( )</b>	1,483.	2,145.	3,199.
No Grommets		38"	35 5/8"	1 1/4"	<b>MU1-S3836-B-Q-( )</b>	555.	810.	1,246.
		44"	35 5/8"	1 1/4"	<b>MU1-S4436-B-Q-( )</b>	593.	870.	1,326.
		50"	35 5/8"	1 1/4"	<b>MU1-S5036-B-Q-( )</b>	630.	946.	1,426.
		56"	35 5/8"	1 1/4"	<b>MU1-S5636-B-Q-( )</b>	671.	1,009.	1,523.
		62"	35 5/8"	1 1/4"	<b>MU1-S6236-B-Q-( )</b>	709.	1,061.	1,641.
		68"	35 5/8"	1 1/4"	<b>MU1-S6836-B-Q-( )</b>	785.	1,164.	1,759.
		74"	35 5/8"	1 1/4"	<b>MU1-S7436-B-Q-( )</b>	846.	1,259.	1,925.
		80"	35 5/8"	1 1/4"	<b>MU1-S8036-B-Q-( )</b>	913.	1,354.	2,068.
		86"	35 5/8"	1 1/4"	<b>MU1-S8636-B-Q-( )</b>	969.	1,441.	2,200.
		92"	35 5/8"	1 1/4"	<b>MU1-S9236-B-Q-( )</b>	1,050.	1,563.	2,382.
		98"	35 5/8"	1 1/4"	<b>MU1-S9836-B-Q-( )</b>	1,136.	1,687.	2,567.
		104"	35 5/8"	1 1/4"	<b>MU1-S10436-B-Q-( )</b>	1,224.	1,812.	2,749.
		110"	35 5/8"	1 1/4"	<b>MU1-S11036-B-Q-( )</b>	1,310.	1,936.	2,932.
		116"	35 5/8"	1 1/4"	<b>MU1-S11636-B-Q-( )</b>	1,398.	2,061.	3,116.

### Order Code

Example:	<b>MU1-S3836B-Q-117</b>
<b>MU1</b>	Worksurface, 1 1/4" thick
<b>S</b>	Straight worksurface
<b>38</b>	Width
<b>36</b>	Depth
<b>B</b>	No grommets
<b>Q</b>	Standard Specials
<b>117</b>	Surface finish

### Specification Information

*Grommets/no grommets:*

A- worksurface includes 3" grommet in each back corner leading into desk support or wire manager clips.

B- worksurface does not include grommets

Specify surface finish.

1 1/4" worksurfaces are 3-ply, solid core construction with threaded metal inserts at all end panel, desk support and bracket locations and pilot holes at pedestal locations.

All worksurfaces are U.L.-listed.

Plastic laminate worksurfaces are post-formed top and bottom, front and back.

### Application Notes

30"D worksurfaces are used interchangeably in desk and panel system applications as main surfaces, extensions or credenza tops. They can be supported at each end by 30" end support bracket, 30" cantilever bracket, 30" flat bracket, 30"W end panel, 24"D pedestal or end panel in conjunction with desk support, or 30"D pedestal.

All straight worksurfaces are 3/8" less than nominal depth for rear wire clearance or privacy screens.

Panel-supported 1 1/4" worksurfaces over 48" must be mid-span supported by MB2-C18 bracket, specified separately.

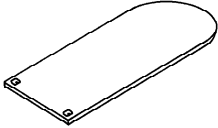
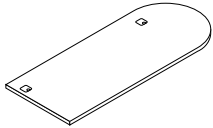
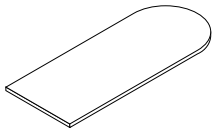
Worksurfaces with grommets are bored to accept and are shipped with wire manager clips.

Suspended pedestals may not be used with 1 1/4" worksurfaces.

# Morrison Worksurfaces, 1 1/4"

## rounded end worksurfaces 30" D + 36" D

Standard Specials Systems

description	type	w	d	h	pattern no.	lam.	V1	V2
Rounded end	End Grommets 	87"	30"	1 1/4"	<b>MU1-R8730-E-Q-( )</b>	\$1,428.	\$1,938.	\$2,767.
		66"	36"	1 1/4"	<b>MU1-R6636-E-Q-( )</b>	1,391.	1,901.	2,728.
		78"	36"	1 1/4"	<b>MU1-R7836-E-Q-( )</b>	1,452.	1,964.	2,790.
		90"	36"	1 1/4"	<b>MU1-R9036-E-Q-( )</b>	1,577.	2,088.	2,915.
Recessed Grommets		87"	30"	1 1/4"	<b>MU1-R8730-R-Q-( ) (L/R)</b>	1,428.	1,938.	2,767.
		66"	36"	1 1/4"	<b>MU1-R6636-R-Q-( ) (L/R)</b>	1,391.	1,901.	2,728.
		78"	36"	1 1/4"	<b>MU1-R7836-R-Q-( ) (L/R)</b>	1,452.	1,964.	2,790.
		90"	36"	1 1/4"	<b>MU1-R9036-R-Q-( ) (L/R)</b>	1,577.	2,088.	2,915.
No Grommets		87"	30"	1 1/4"	<b>MU1-R8730-B-Q-( ) (L/R)</b>	1,342.	1,850.	2,679.
		66"	36"	1 1/4"	<b>MU1-R6636-B-Q-( ) (L/R)</b>	1,304.	1,813.	2,643.
		78"	36"	1 1/4"	<b>MU1-R7836-B-Q-( ) (L/R)</b>	1,366.	1,875.	2,705.
		90"	36"	1 1/4"	<b>MU1-R9036-B-Q-( ) (L/R)</b>	1,490.	1,999.	2,829.

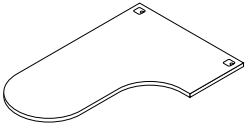
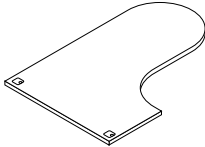
Morrison System

Order Code	Specification Information	Application Notes
Example: <b>MU1-R6636E-Q-117</b>	<i>Grommets/no grommets:</i>	
<b>MU1</b> Worksurface, 1 1/4" thick	E- rounded end worksurface includes 3" grommet in each straight end corner.	End grommets have inserts to accept desk support at straight end and no pedestal inserts. Plastic laminate worksurfaces have radiused T mold edge and a flat self-edge in the straight edge.
<b>R</b> Rounded end	R- rounded end worksurface includes 3" grommets recessed for use with 6" recessed desk support.	
<b>66</b> Width	B- rounded end worksurface does not include grommets	
<b>36</b> Depth		
<b>E</b> End grommets		
<b>Q</b> Standard Specials		
<b>117</b> Surface finish		
	Specify surface finish. Rounded end worksurfaces with recessed or no grommets are specified left or right to determine position of grommets and pedestal drilling. Rounded end when seated at desk defines L/R hand (Right hand shown above).	Rounded end worksurfaces are used interchangeably in desk and panel system applications as main surfaces or extensions. They may be supported by 30" end support brackets, 30" cantilever bracket, 30" flat bracket or 30" conference end panel, and by a support column at the rounded end.
	1 1/4" worksurfaces are 3-ply, solid core construction with threaded metal inserts at all end panel, desk support and bracket locations and pilot holes at pedestal locations.	Use 18"D pedestal or end panel with desk support under rounded end worksurfaces with recessed grommets. Use 48"D desk support with 63" rounded end and 60"W desk support with 75" rounded end.
	MU1- worksurfaces are supported by brackets with machine screws.	Worksurfaces with end grommets may not be supported by conference end panel.
	All worksurfaces are U.L.-listed.	Suspended pedestals may not be used with 1 1/4" worksurfaces.
		Rounded end worksurfaces have threaded metal inserts for desk support, end panel each end, and at all bracket locations. End grommet worksurfaces have no pedestal inserts.



Morrison Worksurfaces, 1 1/4"  
P-shape curvilinear

Standard Specials Systems

description	type	w	d	h	pattern no.	lam.	V1	V2
Rounded end left 	24" D return	48"	66"	1 1/4"	<b>MU1-P66SA-L-Q(-)</b>	\$2,195.	\$2,818.	\$3,950.
	24" D return	48"	78"	1 1/4"	<b>MU1-P78SA-L-Q(-)</b>	2,257.	2,899.	4,062.
	30" D return	48"	66"	1 1/4"	<b>MU1-P66DA-L-Q(-)</b>	2,224.	2,860.	4,005.
	30" D return	48"	72"	1 1/4"	<b>MU1-P72DA-L-Q(-)</b>	2,286.	2,942.	4,118.
Rounded end right 	24" D return	48"	66"	1 1/4"	<b>MU1-P66SA-R-Q(-)</b>	2,195.	2,818.	3,950.
	24" D return	48"	78"	1 1/4"	<b>MU1-P78SA-R-Q(-)</b>	2,257.	2,899.	4,062.
	30" D return	48"	66"	1 1/4"	<b>MU1-P66DA-R-Q(-)</b>	2,224.	2,860.	4,005.
	30" D return	48"	72"	1 1/4"	<b>MU1-P72DA-R-Q(-)</b>	2,286.	2,942.	4,118.

**Order Code**

**Specification Information**

**Application Notes**

Example: <b>MU1-P66SA-L-Q-117</b>
<b>MU1</b> Worksurface, 1 1/4"
<b>P</b> P-shape curvilinear
<b>66</b> Overall length
<b>S</b> Depth of return
<b>A</b> Grommets
<b>L</b> Rounded end left
<b>Q</b> Standard Special
<b>117</b> Surface finish

S- 24"D side edge  
D- 30"D side edge

Specify surface finish.

1 1/4" curvilinear surfaces are solid core construction with threaded metal inserts at desk support and all bracket locations.

All worksurfaces are U.L.-listed.

All P-shape worksurfaces have 2 grommets at 48" end for use with 48" desk and overhead supports.

P-shape curvilinear worksurfaces may be used interchangeably in desk and panel system applications. They may be supported by a 48" VDT support bracket kit, or 48" desk support and 6" end panel, in conjunction with rounded end support column. Use flat bracket or bridging bracket to join to adjacent 1 1/4" worksurface.

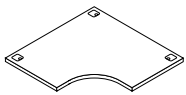
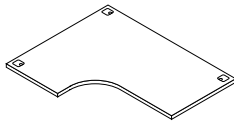
P-shape laminate surfaces have continuous T-mold edge in profile to match adjacent 1 1/4" worksurfaces.



# Morrison Worksurfaces, 1 1/4"

## L-shape curvilinear

Standard Specials Systems

description	type	w	d	h	pattern no.	lam.	V1	V2
24"D returns left and right 	3 Grommets	42"	48"	1 1/4"	<b>MU1-C4248SS-Q-(-)</b>	\$1,095.	\$1,410.	\$1,970.
		42"	60"	1 1/4"	<b>MU1-C4260SS-Q-(-)</b>	1,244.	1,600.	2,240.
		42"	66"	1 1/4"	<b>MU1-C4266SS-Q-(-)</b>	1,337.	1,719.	2,410.
		42"	72"	1 1/4"	<b>MU1-C4272SS-Q-(-)</b>	1,428.	1,840.	2,580.
		48"	42"	1 1/4"	<b>MU1-C4842SS-Q-(-)</b>	1,095.	1,410.	1,970.
		48"	66"	1 1/4"	<b>MU1-C4866SS-Q-(-)</b>	1,428.	1,840.	2,580.
		60"	42"	1 1/4"	<b>MU1-C6042SS-Q-(-)</b>	1,244.	1,600.	2,240.
		66"	42"	1 1/4"	<b>MU1-C6642SS-Q-(-)</b>	1,337.	1,719.	2,410.
		66"	48"	1 1/4"	<b>MU1-C6648SS-Q-(-)</b>	1,428.	1,840.	2,580.
		72"	42"	1 1/4"	<b>MU1-C7242SS-Q-(-)</b>	1,428.	1,840.	2,580.
24"D return left, 30"D right 	3 Grommets	42"	42"	1 1/4"	<b>MU1-C4242SD-Q-(-)</b>	1,020.	1,315.	1,834.
		42"	48"	1 1/4"	<b>MU1-C4248SD-Q-(-)</b>	1,095.	1,410.	1,970.
		42"	60"	1 1/4"	<b>MU1-C4260SD-Q-(-)</b>	1,244.	1,600.	2,240.
		42"	66"	1 1/4"	<b>MU1-C4266SD-Q-(-)</b>	1,337.	1,719.	2,410.
		42"	72"	1 1/4"	<b>MU1-C4272SD-Q-(-)</b>	1,428.	1,840.	2,580.
		48"	42"	1 1/4"	<b>MU1-C4842SD-Q-(-)</b>	1,095.	1,410.	1,970.
		48"	66"	1 1/4"	<b>MU1-C4866SD-Q-(-)</b>	1,428.	1,840.	2,580.
		60"	42"	1 1/4"	<b>MU1-C6042SD-Q-(-)</b>	1,244.	1,600.	2,240.
		66"	42"	1 1/4"	<b>MU1-C6642SD-Q-(-)</b>	1,337.	1,719.	2,410.
		66"	48"	1 1/4"	<b>MU1-C6648SD-Q-(-)</b>	1,428.	1,840.	2,580.
72"	42"	1 1/4"	<b>MU1-C7242SD-Q-(-)</b>	1,428.	1,840.	2,580.		

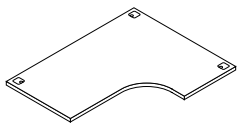
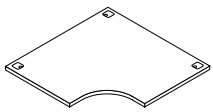
Morrison System

Order Code	Specification Information	Application Notes
Example: <b>MU1-C4248SD-Q-117</b> <b>MU1</b> Worksurface, 1 1/4" <b>C</b> L-shape curvilinear <b>42</b> Width left <b>48</b> Width right <b>S</b> Depth of left return <b>D</b> Depth of right return <b>Q</b> Standard Specials <b>117</b> Surface finish	Width dimension (W) refers to width of left-side back edge; depth dimension (D) indicates width of right-side back edge. S- 24"D side edge D- 30"D side edge  Specify surface finish.  1 1/4" curvilinear surfaces are solid core construction with threaded metal inserts at desk support and all bracket locations.  All worksurfaces are U.L.-listed.  All L-shape curvilinear worksurfaces have three grommets.	L-shape curvilinear worksurfaces may be used interchangeably in desk and panel system applications. They may be supported by corner desk supports or by VDT end support bracket kit. Use cantilever bridging brackets or flat brackets to join to adjacent worksurfaces.  L-shape surfaces may also be supported by MN1- end panel in conjunction with desk support, or cantilever bracket in panel planning.  L-shape surfaces are veneer or post-formed plastic laminate on both back edges, matching profile T-mold on curvilinear front, and self-edge on sides.  Curvilinear worksurfaces are available only in 1 1/4" thickness.  L-shape surfaces are 3/8" less than nominal depth for rear wire clearance or privacy screens.  If specifying privacy screens on both back edges, one or both must be 48" back-of-VDT type.

# Morrison Worksurfaces, 1 1/4"

## L-shape curvilinear

Standard Specials Systems

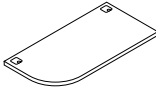
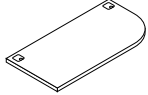
description	type	w	d	h	pattern no.	lam.	V1	V2
30"D return left, 24"D right 	3 Grommets	42"	42"	1 1/4"	<b>MU1-C4242DS-Q(-)</b>	\$1,020.	\$1,315.	\$1,834.
		42"	48"	1 1/4"	<b>MU1-C4248DS-Q(-)</b>	1,095.	1,410.	1,970.
		42"	60"	1 1/4"	<b>MU1-C4260DS-Q(-)</b>	1,244.	1,600.	2,240.
		42"	66"	1 1/4"	<b>MU1-C4266DS-Q(-)</b>	1,337.	1,719.	2,410.
		42"	72"	1 1/4"	<b>MU1-C4272DS-Q(-)</b>	1,428.	1,840.	2,580.
		48"	42"	1 1/4"	<b>MU1-C4842DS-Q(-)</b>	1,095.	1,410.	1,970.
		48"	66"	1 1/4"	<b>MU1-C4866DS-Q(-)</b>	1,428.	1,840.	2,580.
		60"	42"	1 1/4"	<b>MU1-C6042DS-Q(-)</b>	1,244.	1,600.	2,240.
		66"	42"	1 1/4"	<b>MU1-C6642DS-Q(-)</b>	1,337.	1,719.	2,410.
		66"	48"	1 1/4"	<b>MU1-C6648DS-Q(-)</b>	1,428.	1,840.	2,580.
		72"	42"	1 1/4"	<b>MU1-C7242DS-Q(-)</b>	1,428.	1,840.	2,580.
30"D return left and right 	3 Grommets	42"	42"	1 1/4"	<b>MU1-C4242DD-Q(-)</b>	1,020.	1,315.	1,834.
		42"	48"	1 1/4"	<b>MU1-C4248DD-Q(-)</b>	1,095.	1,410.	1,970.
		42"	60"	1 1/4"	<b>MU1-C4260DD-Q(-)</b>	1,244.	1,600.	2,240.
		42"	66"	1 1/4"	<b>MU1-C4266DD-Q(-)</b>	1,337.	1,719.	2,410.
		42"	72"	1 1/4"	<b>MU1-C4272DD-Q(-)</b>	1,428.	1,840.	2,580.
		48"	42"	1 1/4"	<b>MU1-C4842DD-Q(-)</b>	1,095.	1,410.	1,970.
		48"	60"	1 1/4"	<b>MU1-C4860DD-Q(-)</b>	1,319.	1,695.	2,374.
		48"	66"	1 1/4"	<b>MU1-C4866DD-Q(-)</b>	1,428.	1,840.	2,580.
		48"	72"	1 1/4"	<b>MU1-C4872DD-Q(-)</b>	1,503.	1,935.	2,714.
		60"	42"	1 1/4"	<b>MU1-C6042DD-Q(-)</b>	1,244.	1,600.	2,240.
		60"	48"	1 1/4"	<b>MU1-C6048DD-Q(-)</b>	1,319.	1,695.	2,374.
		66"	42"	1 1/4"	<b>MU1-C6642DD-Q(-)</b>	1,337.	1,719.	2,410.
		66"	48"	1 1/4"	<b>MU1-C6648DD-Q(-)</b>	1,428.	1,840.	2,580.
		72"	42"	1 1/4"	<b>MU1-C7242DD-Q(-)</b>	1,428.	1,840.	2,580.
		72"	48"	1 1/4"	<b>MU1-C7248DD-Q(-)</b>	1,503.	1,935.	2,714.

Order Code	Specification Information	Application Notes
Example: <b>MU1-C4248SD-Q-117</b> <b>MU1</b> Worksurface, 1 1/4" <b>C</b> L-shape curvilinear <b>42</b> Width left <b>48</b> Width right <b>S</b> Depth of left return <b>D</b> Depth of right return <b>Q</b> Standard Specials <b>117</b> Surface finish	Width dimension (W) refers to width of left-side back edge; depth dimension (D) indicates width of right-side back edge. S- 24"D side edge D- 30"D side edge  Specify surface finish.  1 1/4" curvilinear surfaces are solid core construction with threaded metal inserts at desk support and all bracket locations.  All worksurfaces are U.L.-listed.  All L-shape curvilinear worksurfaces have three grommets.	L-shape curvilinear worksurfaces may be used interchangeably in desk and panel system applications. They may be supported by corner desk supports or by VDT end support bracket kit. Use cantilever bridging brackets or flat brackets to join to adjacent worksurfaces.  L-shape surfaces may also be supported by MN1- end panel in conjunction with desk support, or cantilever bracket in panel planning.  L-shape surfaces are veneer or post-formed plastic laminate on both back edges, matching profile T-mold on curvilinear front, and self-edge on sides.  Curvilinear worksurfaces are available only in 1 1/4" thickness.  L-shape surfaces are 3/8" less than nominal depth for rear wire clearance or privacy screens.  If specifying privacy screens on both back edges, one or both must be 48" back-of-VDT type.

# Morrison Worksurfaces, 1 1/4"

## J-shape surfaces

Standard Specials Systems

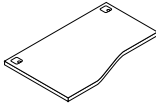
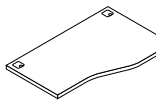
description	w	d	h	pattern no.	lam.	V1	V2
J-shape - Rounded left 	24"	23 5/8"	1 1/4"	<b>MU1-J24A-L-Q(-)</b>	\$784.	\$956.	\$1,291.
	30"	23 5/8"	1 1/4"	<b>MU1-J30A-L-Q(-)</b>	n/a	1,029.	1,389.
	36"	23 5/8"	1 1/4"	<b>MU1-J36A-L-Q(-)</b>	n/a	1,093.	1,475.
	42"	23 5/8"	1 1/4"	<b>MU1-J42A-L-Q(-)</b>	n/a	1,160.	1,566.
	48"	23 5/8"	1 1/4"	<b>MU1-J48A-L-Q(-)</b>	n/a	1,236.	1,670.
	54"	23 5/8"	1 1/4"	<b>MU1-J54A-L-Q(-)</b>	1,012.	1,312.	1,773.
	60"	23 5/8"	1 1/4"	<b>MU1-J60A-L-Q(-)</b>	1,074.	1,388.	1,876.
	66"	23 5/8"	1 1/4"	<b>MU1-J66A-L-Q(-)</b>	1,137.	1,465.	1,980.
	72"	23 5/8"	1 1/4"	<b>MU1-J72A-L-Q(-)</b>	1,199.	1,539.	2,083.
	78"	23 5/8"	1 1/4"	<b>MU1-J78A-L-Q(-)</b>	1,262.	1,615.	2,187.
	84"	23 5/8"	1 1/4"	<b>MU1-J84A-L-Q(-)</b>	1,324.	1,691.	2,290.
	90"	23 5/8"	1 1/4"	<b>MU1-J90A-L-Q(-)</b>	1,386.	1,767.	2,394.
96"	23 5/8"	1 1/4"	<b>MU1-J96A-L-Q(-)</b>	1,448.	1,844.	2,497.	
J-shape - Rounded right 	24"	23 5/8"	1 1/4"	<b>MU1-J24A-R-Q(-)</b>	784.	956.	1,291.
	30"	23 5/8"	1 1/4"	<b>MU1-J30A-R-Q(-)</b>	n/a	1,029.	1,389.
	36"	23 5/8"	1 1/4"	<b>MU1-J36A-R-Q(-)</b>	n/a	1,093.	1,475.
	42"	23 5/8"	1 1/4"	<b>MU1-J42A-R-Q(-)</b>	n/a	1,160.	1,566.
	48"	23 5/8"	1 1/4"	<b>MU1-J48A-R-Q(-)</b>	n/a	1,236.	1,670.
	54"	23 5/8"	1 1/4"	<b>MU1-J54A-R-Q(-)</b>	1,012.	1,312.	1,773.
	60"	23 5/8"	1 1/4"	<b>MU1-J60A-R-Q(-)</b>	1,074.	1,388.	1,876.
	66"	23 5/8"	1 1/4"	<b>MU1-J66A-R-Q(-)</b>	1,137.	1,465.	1,980.
	72"	23 5/8"	1 1/4"	<b>MU1-J72A-R-Q(-)</b>	1,199.	1,539.	2,083.
	78"	23 5/8"	1 1/4"	<b>MU1-J78A-R-Q(-)</b>	1,262.	1,615.	2,187.
	84"	23 5/8"	1 1/4"	<b>MU1-J84A-R-Q(-)</b>	1,324.	1,691.	2,290.
	90"	23 5/8"	1 1/4"	<b>MU1-J90A-R-Q(-)</b>	1,386.	1,767.	2,394.
96"	23 5/8"	1 1/4"	<b>MU1-J96A-R-Q(-)</b>	1,448.	1,844.	2,497.	

Order Code	Specification Information	Application Notes
Example: <b>MU1-J30A-L-Q-117</b> <b>MU1</b> Worksurface, 1 1/4" <b>J</b> J-shape <b>30</b> Width <b>A</b> With grommets <b>L</b> Left <b>Q</b> Standard Specials <b>117</b> Surface finish	1 1/4" curvilinear surfaces are solid core construction with threaded metal inserts at desk support and all bracket locations and pilot holes at pedestal locations.  Specify surface finish.  All worksurfaces are U.L.-listed.  J-shape worksurfaces have 2 grommets for use with freestanding desk and overhead supports.	J-shape curvilinear worksurfaces may be used interchangeably in desk and panel system applications. They may be supported by straight desk support or cantilever brackets. J-shapes also require 9" Network end panel in desk or panel planning.  Use flat bracket or bridging bracket to join to adjacent 1 1/4" worksurface. Also specify VDT end support bracket kit for optimal stability of vertical panel behind J-shape worksurface.  J-shape surfaces are post-formed on back edge, matching profile T-mold on curvilinear front, and self-edge on sides.  J-shapes are available only in plastic laminate, 1 1/4" thickness.  J-shape surfaces are 3/8" less than nominal depth for wire clearance or privacy screens.

Morrison System

Morrison Worksurfaces, 1 1/4"  
Wave-end surfaces

Standard Specials Systems

description	w	d	h	pattern no.	lam.
Left wave-end 	30"	29 5/8"	1 1/4"	MU1-W30A-L-Q-( )	\$951.
	54"	29 5/8"	1 1/4"	MU1-W54A-L-Q-( )	1,126.
	60"	29 5/8"	1 1/4"	MU1-W60A-L-Q-( )	1,188.
	66"	29 5/8"	1 1/4"	MU1-W66A-L-Q-( )	1,250.
	72"	29 5/8"	1 1/4"	MU1-W72A-L-Q-( )	1,312.
	78"	29 5/8"	1 1/4"	MU1-W78A-L-Q-( )	1,375.
	84"	29 5/8"	1 1/4"	MU1-W84A-L-Q-( )	1,437.
	90"	29 5/8"	1 1/4"	MU1-W90A-L-Q-( )	1,500.
	96"	29 5/8"	1 1/4"	MU1-W96A-L-Q-( )	1,561.
Right wave-end 	30"	29 5/8"	1 1/4"	MU1-W30A-R-Q-( )	951.
	54"	29 5/8"	1 1/4"	MU1-W54A-R-Q-( )	1,126.
	60"	29 5/8"	1 1/4"	MU1-W60A-R-Q-( )	1,188.
	66"	29 5/8"	1 1/4"	MU1-W66A-R-Q-( )	1,250.
	72"	29 5/8"	1 1/4"	MU1-W72A-R-Q-( )	1,312.
	78"	29 5/8"	1 1/4"	MU1-W78A-R-Q-( )	1,375.
	84"	29 5/8"	1 1/4"	MU1-W84A-R-Q-( )	1,437.
	90"	29 5/8"	1 1/4"	MU1-W90A-R-Q-( )	1,500.
	96"	29 5/8"	1 1/4"	MU1-W96A-R-Q-( )	1,561.

**Order Code**

Example:	<b>MU1-W48A-L-Q-117</b>
<b>MU1</b>	Worksurface, 1 1/4"
<b>W</b>	Wave-end curvilinear
<b>48</b>	Width
<b>A</b>	With grommets
<b>L</b>	Left
<b>Q</b>	Standard Special
<b>117</b>	Surface finish

**Specification Information**

1 1/4" curvilinear surfaces are solid core construction with threaded metal inserts at desk support, and all bracket locations and pilot holes at pedestal locations.

Specify surface finish.

All worksurfaces are U.L.-listed.

Wave-end worksurfaces have 2 grommets for use with freestanding desk and overhead supports.

**Application Notes**

Wave-end curvilinear worksurfaces may be used interchangeably in desk and panel system applications. They may be supported by straight desk support or cantilever brackets.

Use flat bracket or bridging bracket to join to adjacent 1 1/4" worksurface.

Wave-end surfaces are post-formed on back edge, matching profile T-mold on curvilinear front, and self-edge on sides.

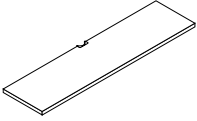
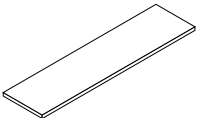
Wave-end surfaces are available only in plastic laminate, 1 1/4" thickness.

Wave-end surfaces are nominal 30"D at left or right, and align with 24"D surface at the other end. Inserts for 24"D pedestal are standard at the wave end.

Wave-end surfaces are 3/8" less than nominal depth for wire clearance or privacy screens.

# Morrison Options Worksurfaces, 1 1/4" 18" D

Standard Specials Systems

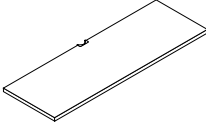
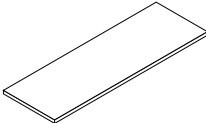
description	type	w	d	h	pattern no.	lam.	V1	V2
Straight, 18"D	Grommets 	18"	17 3/8"	1 1/4"	<b>LU1-S1818-A-Q-( )</b>	\$244.	\$410.	\$604.
		24"	17 3/8"	1 1/4"	<b>LU1-S2418-A-Q-( )</b>	244.	410.	604.
		102"	17 3/8"	1 1/4"	<b>LU1-S10218-A-Q-( )</b>	644.	1,022.	1,567.
		114"	17 3/8"	1 1/4"	<b>LU1-S11418-A-Q-( )</b>	676.	1,077.	1,654.
	No Grommets 	18"	17 3/8"	1 1/4"	<b>LU1-S1818-B-Q-( )</b>	206.	379.	573.
		24"	17 3/8"	1 1/4"	<b>LU1-S2418-B-Q-( )</b>	206.	379.	573.
		102"	17 3/8"	1 1/4"	<b>LU1-S10218-B-Q-( )</b>	614.	990.	1,534.
		114"	17 3/8"	1 1/4"	<b>LU1-S11418-B-Q-( )</b>	644.	1,048.	1,623.

Morrison System

Order Code	Specification Information	Application Notes
Example: <b>LU1-S2418-B-Q-117</b>		
<b>LU1</b> Worksurface, 1 1/4" thick	A- worksurface includes one edge grommet	18"D worksurfaces are used in panel system applications as shallow main surfaces, extensions or credenza tops. They may be supported at each end by an 18" end support bracket, 18" cantilever bracket, 18"W desk end panel or 18"D pedestal.
<b>S</b> Straight worksurface	B- worksurface does not include grommet	
<b>24</b> Width		Options worksurfaces cannot be used in conjunction with Network desk supports.
<b>18</b> Depth	Specify surface finish.	
<b>B</b> No grommet	1 1/4" Options worksurfaces are 3-ply, solid core construction with pilot holes at all pedestal, end panel, and bracket locations.	All straight worksurfaces are 3/8" less than nominal depth for rear wire clearance.
<b>Q</b> Standard Specials	Edge grommets are centered at rear of worksurface.	
<b>117</b> Surface finish		Panel-supported 1 1/4" worksurfaces over 48" must be mid-span supported by MB2-C18 bracket, specified separately.
		Panel-supported 1 1/4" worksurfaces over 96" must be pedestal or MB2-C24 cantilever bracket supported every 48".
		Suspended pedestals may not be used with 1 1/4" worksurfaces.

# Morrison Options Worksurfaces, 1 1/4" 24" D

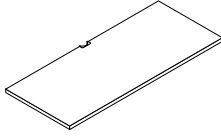
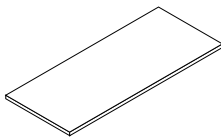
Standard Specials Systems

description	type	w	d	h	pattern no.	lam.	V1	V2
Straight, 24"D	Grommets 	18"	23 5/8"	1 1/4"	<b>LU1-S1824-A-Q-( )</b>	\$288.	\$516.	\$746.
		102"	23 5/8"	1 1/4"	<b>LU1-S10224-A-Q-( )</b>	706.	1,123.	1,719.
		114"	23 5/8"	1 1/4"	<b>LU1-S11424-A-Q-( )</b>	752.	1,192.	1,816.
	No Grommets 	24"	23 5/8"	1 1/4"	<b>LU1-S1824-B-Q-( )</b>	258.	482.	718.
		102"	23 5/8"	1 1/4"	<b>LU1-S10224-B-Q-( )</b>	676.	1,091.	1,688.
		114"	23 5/8"	1 1/4"	<b>LU1-S11424-B-Q-( )</b>	718.	1,160.	1,785.

Order Code	Specification Information	Application Notes
Example: <b>LU1-S1824-B-Q-117</b>		
<b>LU1</b> Worksurface, 1 1/4" thick	A- worksurface includes one edge grommet	Options worksurfaces cannot be used in conjunction with Network desk supports.
<b>S</b> Straight worksurface	B- worksurface does not include grommet	
<b>18</b> Width		All straight worksurfaces are 3/8" less than nominal depth for rear wire clearance.
<b>24</b> Depth	Specify surface finish.	
<b>B</b> No grommet	1 1/4" Options worksurfaces are 3-ply, solid core construction with pilot holes at all pedestal, end panel, and bracket locations.	Panel-supported 1 1/4" worksurfaces over 48" must be mid-span supported by MB2-C18 bracket, specified separately.
<b>Q</b> Standard Specials		
<b>117</b> Surface finish	Edge grommets are centered at rear of worksurface.	Panel-supported 1 1/4" worksurfaces over 96" must be pedestal or MB2-C24 cantilever bracket supported every 48".
		Suspended pedestals may not be used with 1 1/4" worksurfaces.

# Morrison Options Worksurfaces, 1 1/4" 30" D

Standard Specials Systems

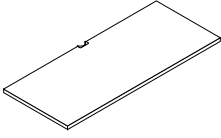
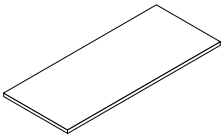
description	type	w	d	h	pattern no.	lam.	V1	V2
Straight, 30"D		18"	29 3/8"	1 1/4"	<b>LU1-S1830-A-Q-( )</b>	\$306.	\$503.	\$784.
		24"	29 3/8"	1 1/4"	<b>LU1-S2430-A-Q-( )</b>	306.	503.	784.
		102"	29 3/8"	1 1/4"	<b>LU1-S10230-A-Q-( )</b>	767.	1,185.	1,792.
		108"	29 3/8"	1 1/4"	<b>LU1-S10830-A-Q-( )</b>	830.	1,247.	1,881.
		114"	29 3/8"	1 1/4"	<b>LU1-S11430-A-Q-( )</b>	892.	1,309.	1,967.
		120"	29 3/8"	1 1/4"	<b>LU1-S12030-A-Q-( )</b>	955.	1,371.	2,055.
No Grommets		18"	29 3/8"	1 1/4"	<b>LU1-S1830-B-Q-( )</b>	276.	479.	752.
		24"	29 3/8"	1 1/4"	<b>LU1-S2430-B-Q-( )</b>	276.	479.	752.
		102"	29 3/8"	1 1/4"	<b>LU1-S10230-B-Q-( )</b>	737.	1,153.	1,762.
		108"	29 3/8"	1 1/4"	<b>LU1-S10830-B-Q-( )</b>	800.	1,215.	1,849.
		114"	29 3/8"	1 1/4"	<b>LU1-S11430-B-Q-( )</b>	862.	1,277.	1,936.
		120"	29 3/8"	1 1/4"	<b>LU1-S12030-B-Q-( )</b>	925.	1,340.	2,023.

Morrison System

Order Code	Specification Information	Application Notes
Example: <b>LU1-S1830B-Q-117</b>	<i>Grommets/no grommets:</i>	30"D worksurfaces are used in panel system applications as main surfaces, extensions or credenza tops. They can be supported at each end by 30" end support bracket, 30" cantilever bracket or 30"W end panel.
<b>LU1</b> Worksurface, 1 1/4" thick	A- worksurface includes one edge grommet	Options worksurfaces cannot be used in conjunction with Network desk supports.
<b>S</b> Straight worksurface	B- worksurface does not include grommets	All straight worksurfaces are 3/8" less than nominal depth for rear wire clearance.
<b>18</b> Width	Specify surface finish.	Panel-supported 1 1/4" worksurfaces over 48" must be mid-span supported by MB2-C24 bracket, specified separately.
<b>30</b> Depth	1 1/4" Options worksurfaces are 3-ply, solid core construction with pilot holes at all pedestal, end panel, and bracket locations.	Suspended pedestals may not be used with 1 1/4" worksurfaces.
<b>B</b> No grommets	Edge grommets are centered at rear of worksurface.	
<b>Q</b> Standard Specials		
<b>117</b> Surface finish		

# Morrison Options Worksurfaces, 1 1/4" 36" D

Standard Specials Systems

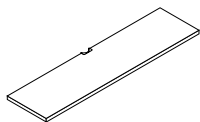
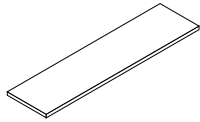
description	type	w	d	h	pattern no.	lam.	V1	V2
Straight, 36"D		36"	35 5/8"	1 1/4"	<b>LU1-S3636-A-Q-()</b>	\$456.	\$685.	\$1,048.
		42"	35 5/8"	1 1/4"	<b>LU1-S4236-A-Q-()</b>	490.	740.	1,117.
		48"	35 5/8"	1 1/4"	<b>LU1-S4836-A-Q-()</b>	519.	788.	1,190.
		54"	35 5/8"	1 1/4"	<b>LU1-S5436-A-Q-()</b>	553.	856.	1,279.
		60"	35 5/8"	1 1/4"	<b>LU1-S6036-A-Q-()</b>	584.	912.	1,368.
		66"	35 5/8"	1 1/4"	<b>LU1-S6636-A-Q-()</b>	617.	957.	1,479.
		72"	35 5/8"	1 1/4"	<b>LU1-S7236-A-Q-()</b>	666.	1,026.	1,564.
		78"	35 5/8"	1 1/4"	<b>LU1-S7836-A-Q-()</b>	699.	1,068.	1,635.
		84"	35 5/8"	1 1/4"	<b>LU1-S8436-A-Q-()</b>	731.	1,122.	1,716.
		90"	35 5/8"	1 1/4"	<b>LU1-S9036-A-Q-()</b>	762.	1,175.	1,781.
		96"	35 5/8"	1 1/4"	<b>LU1-S9636-A-Q-()</b>	792.	1,228.	1,867.
		102"	35 5/8"	1 1/4"	<b>LU1-S10236-A-Q-()</b>	854.	1,291.	1,954.
		108"	35 5/8"	1 1/4"	<b>LU1-S10836-A-Q-()</b>	917.	1,352.	2,041.
		114"	35 5/8"	1 1/4"	<b>LU1-S11436-A-Q-()</b>	979.	1,415.	2,129.
120"	35 5/8"	1 1/4"	<b>LU1-S12036-A-Q-()</b>	1,041.	1,477.	2,216.		
No Grommets		36"	35 5/8"	1 1/4"	<b>LU1-S3636-B-Q-()</b>	424.	656.	1,018.
		42"	35 5/8"	1 1/4"	<b>LU1-S4236-B-Q-()</b>	457.	707.	1,087.
		48"	35 5/8"	1 1/4"	<b>LU1-S4836-B-Q-()</b>	490.	756.	1,158.
		54"	35 5/8"	1 1/4"	<b>LU1-S5436-B-Q-()</b>	519.	829.	1,250.
		60"	35 5/8"	1 1/4"	<b>LU1-S6036-B-Q-()</b>	554.	880.	1,340.
		66"	35 5/8"	1 1/4"	<b>LU1-S6636-B-Q-()</b>	584.	928.	1,446.
		72"	35 5/8"	1 1/4"	<b>LU1-S7236-B-Q-()</b>	632.	995.	1,532.
		78"	35 5/8"	1 1/4"	<b>LU1-S7836-B-Q-()</b>	666.	1,040.	1,606.
		84"	35 5/8"	1 1/4"	<b>LU1-S8436-B-Q-()</b>	700.	1,092.	1,684.
		90"	35 5/8"	1 1/4"	<b>LU1-S9036-B-Q-()</b>	731.	1,143.	1,754.
		96"	35 5/8"	1 1/4"	<b>LU1-S9636-B-Q-()</b>	762.	1,196.	1,835.
		102"	35 5/8"	1 1/4"	<b>LU1-S10236-B-Q-()</b>	825.	1,259.	1,924.
		108"	35 5/8"	1 1/4"	<b>LU1-S10836-B-Q-()</b>	887.	1,320.	2,012.
		114"	35 5/8"	1 1/4"	<b>LU1-S11436-B-Q-()</b>	949.	1,383.	2,098.
120"	35 5/8"	1 1/4"	<b>LU1-S12036-B-Q-()</b>	1,011.	1,445.	2,186.		

Order Code	Specification Information	Application Notes
Example: <b>LU1-S3636B-Q-117</b>	<i>Grommets/no grommets:</i>	30"D worksurfaces are used in panel system applications as main surfaces, extensions or credenza tops. They can be supported at each end by 30" end support bracket, 30" cantilever bracket or 30"W end panel.
<b>LU1</b> Worksurface, 1 1/4" thick	A- worksurface includes one edge grommet	
<b>S</b> Straight worksurface	B- worksurface does not include grommets	Options worksurfaces cannot be used in conjunction with Network desk supports.
<b>36</b> Width	Specify surface finish.	
<b>36</b> Depth	1 1/4" Options worksurfaces are 3-ply, solid core construction with pilot holes at all pedestal, end panel, and bracket locations.	All straight worksurfaces are 3/8" less than nominal depth for rear wire clearance.
<b>B</b> No grommets	Edge grommets are centered at rear of worksurface.	
<b>Q</b> Standard Specials		Panel-supported 1 1/4" worksurfaces over 48" must be mid-span supported by MB2-C24 bracket, specified separately.
<b>117</b> Surface finish		
		Suspended pedestals may not be used with 1 1/4" worksurfaces.



# Morrison Options Worksurfaces, 1 1/4" 18" D + Post

Standard Specials Systems

description	type	w	d	h	pattern no.	lam.	V1	V2
Straight, 18"D + Post	 Grommets	20"	17 5/8"	1 1/4"	LU1-S2018-A-Q-( )	\$244.	\$410.	\$604.
		26"	17 5/8"	1 1/4"	LU1-S2618-A-Q-( )	258.	427.	641.
		32"	17 5/8"	1 1/4"	LU1-S3218-A-Q-( )	271.	445.	677.
		38"	17 5/8"	1 1/4"	LU1-S3818-A-Q-( )	305.	499.	767.
		44"	17 5/8"	1 1/4"	LU1-S4418-A-Q-( )	338.	526.	817.
		50"	17 5/8"	1 1/4"	LU1-S5018-A-Q-( )	369.	581.	887.
		56"	17 5/8"	1 1/4"	LU1-S5618-A-Q-( )	403.	632.	981.
		62"	17 5/8"	1 1/4"	LU1-S6218-A-Q-( )	432.	699.	1,086.
		68"	17 5/8"	1 1/4"	LU1-S6818-A-Q-( )	466.	769.	1,176.
		74"	17 5/8"	1 1/4"	LU1-S7418-A-Q-( )	497.	810.	1,238.
		80"	17 5/8"	1 1/4"	LU1-S8018-A-Q-( )	530.	849.	1,301.
		86"	17 5/8"	1 1/4"	LU1-S8618-A-Q-( )	562.	905.	1,385.
		92"	17 5/8"	1 1/4"	LU1-S9218-A-Q-( )	595.	955.	1,465.
		98"	17 5/8"	1 1/4"	LU1-S9818-A-Q-( )	644.	1,022.	1,567.
		104"	17 5/8"	1 1/4"	LU1-S10418-A-Q-( )	660.	1,050.	1,611.
		110"	17 5/8"	1 1/4"	LU1-S11018-A-Q-( )	676.	1,077.	1,654.
116"	17 5/8"	1 1/4"	LU1-S11618-A-Q-( )	706.	1,102.	1,697.		
No Grommets	 No Grommets	20"	17 5/8"	1 1/4"	LU1-S2018-B-Q-( )	206.	379.	573.
		26"	17 5/8"	1 1/4"	LU1-S2618-B-Q-( )	224.	396.	608.
		32"	17 5/8"	1 1/4"	LU1-S3218-B-Q-( )	243.	414.	644.
		38"	17 5/8"	1 1/4"	LU1-S3818-B-Q-( )	271.	466.	733.
		44"	17 5/8"	1 1/4"	LU1-S4418-B-Q-( )	306.	499.	787.
		50"	17 5/8"	1 1/4"	LU1-S5018-B-Q-( )	338.	552.	858.
		56"	17 5/8"	1 1/4"	LU1-S5618-B-Q-( )	370.	600.	947.
		62"	17 5/8"	1 1/4"	LU1-S6218-B-Q-( )	403.	667.	1,053.
		68"	17 5/8"	1 1/4"	LU1-S6818-B-Q-( )	432.	735.	1,143.
		74"	17 5/8"	1 1/4"	LU1-S7418-B-Q-( )	468.	779.	1,204.
		80"	17 5/8"	1 1/4"	LU1-S8018-B-Q-( )	497.	818.	1,268.
		86"	17 5/8"	1 1/4"	LU1-S8618-B-Q-( )	531.	873.	1,352.
		92"	17 5/8"	1 1/4"	LU1-S9218-B-Q-( )	562.	923.	1,434.
		98"	17 5/8"	1 1/4"	LU1-S9818-B-Q-( )	614.	990.	1,534.
		104"	17 5/8"	1 1/4"	LU1-S10418-B-Q-( )	629.	1,019.	1,578.
		110"	17 5/8"	1 1/4"	LU1-S11018-B-Q-( )	644.	1,048.	1,623.
116"	17 5/8"	1 1/4"	LU1-S11618-B-Q-( )	676.	1,073.	1,667.		

Morrison System

## Order Code

Example:	<b>LU1-S4418-B-Q-117</b>
<b>LU1</b>	Worksurface, 1 1/4" thick
<b>S</b>	Straight worksurface
<b>44</b>	Width
<b>18</b>	Depth
<b>B</b>	No grommet
<b>Q</b>	Standard Specials
<b>117</b>	Surface finish

## Specification Information

*Grommet/no grommet:*  
 A- worksurface includes one edge grommet  
 B- worksurface does not include grommet

Specify surface finish.

1 1/4" Options worksurfaces are 3-ply, solid core construction with pilot holes at all pedestal, end panel, and bracket locations.

Edge grommets are centered at rear of worksurface.

## Application Notes

18"D worksurfaces are used in panel system applications as shallow main surfaces, extensions or credenza tops. They may be supported at each end by an 18" end support bracket, 18" cantilever bracket, 18"W desk end panel or 18"D pedestal.

Options worksurfaces cannot be used in conjunction with Network desk supports.

All straight worksurfaces are 3/8" less than nominal depth for rear wire clearance.

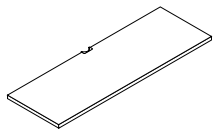
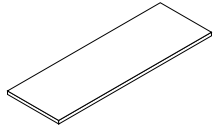
Panel-supported 1 1/4" worksurfaces over 48" must be mid-span supported by MB2-C18 bracket, specified separately.

Panel-supported 1 1/4" worksurfaces over 96" must be pedestal or MB2-C24 cantilever bracket supported every 48".

Suspended pedestals may not be used with 1 1/4" worksurfaces.

# Morrison Options Worksurfaces, 1 1/4" 24" D + Post

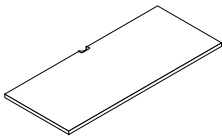
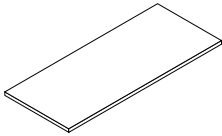
Standard Specials Systems

description	type	w	d	h	pattern no.	lam.	V1	V2
Straight, 24"D + Post	Grommets 	20"	23 5/8"	1 1/4"	LU1-S2024-A-Q-()	\$288.	\$516.	\$746.
		26"	23 5/8"	1 1/4"	LU1-S2624-A-Q-()	305.	533.	766.
		32"	23 5/8"	1 1/4"	LU1-S3224-A-Q-()	323.	554.	782.
		38"	23 5/8"	1 1/4"	LU1-S3824-A-Q-()	353.	573.	833.
		44"	23 5/8"	1 1/4"	LU1-S4424-A-Q-()	385.	615.	943.
		50"	23 5/8"	1 1/4"	LU1-S5024-A-Q-()	418.	683.	1,030.
		56"	23 5/8"	1 1/4"	LU1-S5624-A-Q-()	451.	718.	1,083.
		62"	23 5/8"	1 1/4"	LU1-S6224-A-Q-()	483.	790.	1,191.
		68"	23 5/8"	1 1/4"	LU1-S6824-A-Q-()	516.	838.	1,302.
		74"	23 5/8"	1 1/4"	LU1-S7424-A-Q-()	545.	864.	1,357.
		80"	23 5/8"	1 1/4"	LU1-S8024-A-Q-()	580.	939.	1,431.
		86"	23 5/8"	1 1/4"	LU1-S8624-A-Q-()	611.	1,001.	1,520.
		92"	23 5/8"	1 1/4"	LU1-S9224-A-Q-()	644.	1,058.	1,607.
		98"	23 5/8"	1 1/4"	LU1-S9824-A-Q-()	706.	1,123.	1,719.
		104"	23 5/8"	1 1/4"	LU1-S10424-A-Q-()	727.	1,157.	1,767.
		110"	23 5/8"	1 1/4"	LU1-S11024-A-Q-()	752.	1,192.	1,816.
116"	23 5/8"	1 1/4"	LU1-S11624-A-Q-()	774.	1,226.	1,863.		
No Grommets 	No Grommets	20"	23 5/8"	1 1/4"	LU1-S2024-B-Q-()	258.	482.	718.
		26"	23 5/8"	1 1/4"	LU1-S2624-B-Q-()	271.	504.	732.
		32"	23 5/8"	1 1/4"	LU1-S3224-B-Q-()	290.	521.	749.
		38"	23 5/8"	1 1/4"	LU1-S3824-B-Q-()	323.	539.	800.
		44"	23 5/8"	1 1/4"	LU1-S4424-B-Q-()	353.	582.	914.
		50"	23 5/8"	1 1/4"	LU1-S5024-B-Q-()	386.	652.	998.
		56"	23 5/8"	1 1/4"	LU1-S5624-B-Q-()	418.	685.	1,051.
		62"	23 5/8"	1 1/4"	LU1-S6224-B-Q-()	452.	757.	1,162.
		68"	23 5/8"	1 1/4"	LU1-S6824-B-Q-()	483.	809.	1,271.
		74"	23 5/8"	1 1/4"	LU1-S7424-B-Q-()	516.	832.	1,327.
		80"	23 5/8"	1 1/4"	LU1-S8024-B-Q-()	546.	908.	1,399.
		86"	23 5/8"	1 1/4"	LU1-S8624-B-Q-()	580.	973.	1,488.
		92"	23 5/8"	1 1/4"	LU1-S9224-B-Q-()	614.	1,025.	1,577.
		98"	23 5/8"	1 1/4"	LU1-S9824-B-Q-()	676.	1,091.	1,688.
		104"	23 5/8"	1 1/4"	LU1-S10424-B-Q-()	697.	1,126.	1,737.
		110"	23 5/8"	1 1/4"	LU1-S11024-B-Q-()	718.	1,160.	1,785.
116"	23 5/8"	1 1/4"	LU1-S11624-B-Q-()	740.	1,192.	1,831.		

Order Code	Specification Information	Application Notes
Example: <b>LU1-S3224-B-Q-117</b>	<i>Grommet/no grommet:</i>	Options worksurfaces cannot be used in conjunction with Network desk supports.
<b>LU1</b> Worksurface, 1 1/4" thick	A- worksurface includes one edge grommet	All straight worksurfaces are 3/8" less than nominal depth for rear wire clearance.
<b>S</b> Straight worksurface	B- worksurface does not include grommet	
<b>32</b> Width	Specify surface finish.	Panel-supported 1 1/4" worksurfaces over 48" must be mid-span supported by MB2-C18 bracket, specified separately.
<b>24</b> Depth		
<b>B</b> No grommet	1 1/4" Options worksurfaces are 3-ply, solid core construction with pilot holes at all pedestal, end panel, and bracket locations.	Panel-supported 1 1/4" worksurfaces over 96" must be pedestal or MB2-C24 cantilever bracket supported every 48".
<b>Q</b> Standard Specials		
<b>117</b> Surface finish		
	Edge grommets are centered at rear of worksurface.	Suspended pedestals may not be used with 1 1/4" worksurfaces

# Morrison Options Worksurfaces, 1 1/4" 30" D + Post

Standard Specials Systems

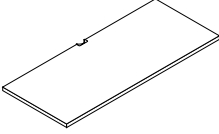
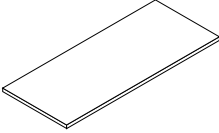
description	type	w	d	h	pattern no.	lam.	V1	V2
Straight, 30"D + Post	 Grommets	20"	29 5/8"	1 1/4"	LU1-S2030-A-Q-()	\$306.	\$503.	\$784.
		26"	29 5/8"	1 1/4"	LU1-S2630-A-Q-()	338.	541.	835.
		32"	29 5/8"	1 1/4"	LU1-S3230-A-Q-()	369.	580.	886.
		38"	29 5/8"	1 1/4"	LU1-S3830-A-Q-()	403.	632.	956.
		44"	29 5/8"	1 1/4"	LU1-S4430-A-Q-()	432.	681.	1,028.
		50"	29 5/8"	1 1/4"	LU1-S5030-A-Q-()	466.	750.	1,117.
		56"	29 5/8"	1 1/4"	LU1-S5630-A-Q-()	497.	804.	1,206.
		62"	29 5/8"	1 1/4"	LU1-S6230-A-Q-()	530.	851.	1,316.
		68"	29 5/8"	1 1/4"	LU1-S6830-A-Q-()	580.	921.	1,402.
		74"	29 5/8"	1 1/4"	LU1-S7430-A-Q-()	611.	963.	1,473.
		80"	29 5/8"	1 1/4"	LU1-S8030-A-Q-()	644.	1,016.	1,553.
		86"	29 5/8"	1 1/4"	LU1-S8630-A-Q-()	676.	1,068.	1,619.
		92"	29 5/8"	1 1/4"	LU1-S9230-A-Q-()	706.	1,123.	1,705.
		98"	29 5/8"	1 1/4"	LU1-S9830-A-Q-()	767.	1,185.	1,792.
		104"	29 5/8"	1 1/4"	LU1-S10430-A-Q-()	830.	1,247.	1,881.
		110"	29 5/8"	1 1/4"	LU1-S11030-A-Q-()	892.	1,309.	1,967.
116"	29 5/8"	1 1/4"	LU1-S11630-A-Q-()	955.	1,371.	2,055.		
No Grommets	 No Grommets	20"	29 5/8"	1 1/4"	LU1-S2030-B-Q-()	276.	479.	752.
		26"	29 5/8"	1 1/4"	LU1-S2630-B-Q-()	306.	514.	802.
		32"	29 5/8"	1 1/4"	LU1-S3230-B-Q-()	338.	549.	856.
		38"	29 5/8"	1 1/4"	LU1-S3830-B-Q-()	370.	600.	925.
		44"	29 5/8"	1 1/4"	LU1-S4430-B-Q-()	403.	650.	997.
		50"	29 5/8"	1 1/4"	LU1-S5030-B-Q-()	432.	722.	1,088.
		56"	29 5/8"	1 1/4"	LU1-S5630-B-Q-()	468.	774.	1,177.
		62"	29 5/8"	1 1/4"	LU1-S6230-B-Q-()	497.	822.	1,284.
		68"	29 5/8"	1 1/4"	LU1-S6830-B-Q-()	546.	888.	1,370.
		74"	29 5/8"	1 1/4"	LU1-S7430-B-Q-()	580.	934.	1,444.
		80"	29 5/8"	1 1/4"	LU1-S8030-B-Q-()	614.	985.	1,522.
		86"	29 5/8"	1 1/4"	LU1-S8630-B-Q-()	644.	1,038.	1,592.
		92"	29 5/8"	1 1/4"	LU1-S9230-B-Q-()	676.	1,091.	1,675.
		98"	29 5/8"	1 1/4"	LU1-S9830-B-Q-()	737.	1,153.	1,762.
		104"	29 5/8"	1 1/4"	LU1-S10430-B-Q-()	800.	1,215.	1,849.
		110"	29 5/8"	1 1/4"	LU1-S11030-B-Q-()	862.	1,277.	1,936.
116"	29 5/8"	1 1/4"	LU1-S11630-B-Q-()	925.	1,340.	2,023.		

Morrison System

Order Code	Specification Information	Application Notes
Example: <b>LU1-S3230B-Q-117</b>	<i>Grommets/no grommets:</i>	30"D worksurfaces are used in panel system applications as main surfaces, extensions or credenza tops. They can be supported at each end by 30" end support bracket, 30" cantilever bracket or 30"W end panel.
<b>LU1</b> Worksurface, 1 1/4" thick	A- worksurface includes one edge grommet	
<b>S</b> Straight worksurface	B- worksurface does not include grommets	Options worksurfaces cannot be used in conjunction with Network desk supports.
<b>32</b> Width		
<b>30</b> Depth	Specify surface finish.	All straight worksurfaces are 3/8" less than nominal depth for rear wire clearance.
<b>B</b> No grommets	1 1/4" Options worksurfaces are 3-ply, solid core construction with pilot holes at all pedestal, end panel, and bracket locations.	
<b>Q</b> Standard Specials	Edge grommets are centered at rear of worksurface.	Panel-supported 1 1/4" worksurfaces over 48" must be mid-span supported by MB2-C24 bracket, specified separately.
<b>117</b> Surface finish		
		Suspended pedestals may not be used with 1 1/4" worksurfaces.

# Morrison Options Worksurfaces, 1 1/4" 36" D + Post

Standard Specials Systems

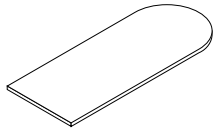
description	type	w	d	h	pattern no.	lam.	V1	V2
Straight, 36"D + Post		38"	35 3/8"	1 1/4"	<b>LU1-S3836-A-Q-( )</b>	\$490.	\$740.	\$1,117.
		44"	35 3/8"	1 1/4"	<b>LU1-S4436-A-Q-( )</b>	519.	788.	1,190.
		50"	35 3/8"	1 1/4"	<b>LU1-S5036-A-Q-( )</b>	553.	856.	1,279.
		56"	35 3/8"	1 1/4"	<b>LU1-S5636-A-Q-( )</b>	584.	912.	1,368.
		62"	35 3/8"	1 1/4"	<b>LU1-S6236-A-Q-( )</b>	617.	957.	1,479.
		68"	35 3/8"	1 1/4"	<b>LU1-S6836-A-Q-( )</b>	666.	1,026.	1,564.
		74"	35 3/8"	1 1/4"	<b>LU1-S7436-A-Q-( )</b>	699.	1,068.	1,635.
		80"	35 3/8"	1 1/4"	<b>LU1-S8036-A-Q-( )</b>	731.	1,122.	1,716.
		86"	35 3/8"	1 1/4"	<b>LU1-S8636-A-Q-( )</b>	762.	1,175.	1,781.
		92"	35 3/8"	1 1/4"	<b>LU1-S9236-A-Q-( )</b>	792.	1,228.	1,867.
		98"	35 3/8"	1 1/4"	<b>LU1-S9836-A-Q-( )</b>	854.	1,291.	1,954.
		104"	35 3/8"	1 1/4"	<b>LU1-S10436-A-Q-( )</b>	917.	1,352.	2,041.
		110"	35 3/8"	1 1/4"	<b>LU1-S11036-A-Q-( )</b>	979.	1,415.	2,129.
		116"	35 3/8"	1 1/4"	<b>LU1-S11636-A-Q-( )</b>	1,041.	1,477.	2,216.
		No Grommets		38"	35 3/8"	1 1/4"	<b>LU1-S3836-B-Q-( )</b>	457.
44"	35 3/8"			1 1/4"	<b>LU1-S4436-B-Q-( )</b>	490.	756.	1,158.
50"	35 3/8"			1 1/4"	<b>LU1-S5036-B-Q-( )</b>	519.	829.	1,250.
56"	35 3/8"			1 1/4"	<b>LU1-S5636-B-Q-( )</b>	554.	880.	1,340.
62"	35 3/8"			1 1/4"	<b>LU1-S6236-B-Q-( )</b>	584.	928.	1,446.
68"	35 3/8"			1 1/4"	<b>LU1-S6836-B-Q-( )</b>	632.	995.	1,532.
74"	35 3/8"			1 1/4"	<b>LU1-S7436-B-Q-( )</b>	666.	1,040.	1,606.
80"	35 3/8"			1 1/4"	<b>LU1-S8036-B-Q-( )</b>	700.	1,092.	1,684.
86"	35 3/8"			1 1/4"	<b>LU1-S8636-B-Q-( )</b>	731.	1,143.	1,754.
92"	35 3/8"			1 1/4"	<b>LU1-S9236-B-Q-( )</b>	762.	1,196.	1,835.
98"	35 3/8"			1 1/4"	<b>LU1-S9836-B-Q-( )</b>	825.	1,259.	1,924.
104"	35 3/8"			1 1/4"	<b>LU1-S10436-B-Q-( )</b>	887.	1,320.	2,012.
110"	35 3/8"			1 1/4"	<b>LU1-S11036-B-Q-( )</b>	949.	1,383.	2,098.
116"	35 3/8"			1 1/4"	<b>LU1-S11636-B-Q-( )</b>	1,011.	1,445.	2,186.

Order Code	Specification Information	Application Notes
Example: <b>LU1-S3836B-Q-117</b>	<i>Grommets/no grommets:</i>	30"D worksurfaces are used in panel system applications as main surfaces, extensions or credenza tops. They can be supported at each end by 30" end support bracket, 30" cantilever bracket or 30"W end panel.
<b>LU1</b> Worksurface, 1 1/4" thick	A- worksurface includes one edge grommet	
<b>S</b> Straight worksurface	B- worksurface does not include grommets	Options worksurfaces cannot be used in conjunction with Network desk supports.
<b>38</b> Width	Specify surface finish.	
<b>36</b> Depth	1 1/4" Options worksurfaces are 3-ply, solid core construction with pilot holes at all pedestal, end panel, and bracket locations.	All straight worksurfaces are 3/8" less than nominal depth for rear wire clearance.
<b>B</b> No grommets	Edge grommets are centered at rear of worksurface.	
<b>Q</b> Standard Specials		Panel-supported 1 1/4" worksurfaces over 48" must be mid-span supported by MB2-C24 bracket, specified separately.
<b>117</b> Surface finish		
		Suspended pedestals may not be used with 1 1/4" worksurfaces.

# Morrison Options Worksurfaces, 1 1/4" Rounded end 30" and 36"D

Standard Specials Systems

description	type	w	d	h	pattern no.	lam.	V1	V2
30"D rounded end	No Grommets	87"	30"	1 1/4"	<b>LU1-R8730B-(L/R)-Q-( )</b>	\$1,052.	\$1,538.	\$2,403.
36"D rounded end	No Grommets	66"	36"	1 1/4"	<b>LU1-R6636B-(L/R)-Q-( )</b>	1,015.	1,502.	2,340.
	No Grommets	78"	36"	1 1/4"	<b>LU1-R7836B-(L/R)-Q-( )</b>	1,077.	1,564.	2,441.
	No Grommets	90"	36"	1 1/4"	<b>LU1-R9036B-(L/R)-Q-( )</b>	1,201.	1,688.	2,640.

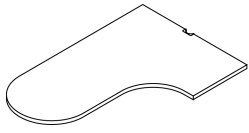


Order Code	Specification Information	Application Notes
Example: <b>LU1-R8730B-L-Q-117</b>	B- worksurface does not include grommets.	Rounded end worksurfaces may be supported by 30" end support brackets, 30" flat bracket or 30" conference end panel, and by a support column at the rounded end.
<b>LU1</b> Options worksurface, 1 1/4" thick	Specify surface finish.	
<b>R</b> Rounded end	1 1/4" worksurfaces are 3-ply, solid core construction. Plastic laminate worksurfaces have radiused T mold edge.	Suspended pedestals may not be used with 1 1/4" worksurfaces. Conference worksurfaces must be supported by support column and flat bracket or bridging bracket to adjacent desk.
<b>87</b> Width	Rounded end worksurfaces have a flat self-edge in the straight end.	
<b>30</b> Depth		
<b>B</b> No grommets		
<b>L</b> Left hand		
<b>Q</b> Standard Special		
<b>117</b> Surface finish		

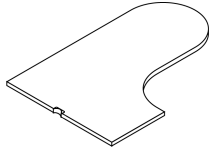
Morrison Options Worksurfaces, 1 1/4"  
*P-shape curvilinear*

Standard Specials Systems

description	type	w	d	h	pattern no.	lam.	V1	V2
Rounded end left	24"D return	48"	72"	1 1/4"	<b>LU1-P72SA-L-Q-( )</b>	\$1,514.	\$1,944.	\$2,724.
	30"D return	48"	78"	1 1/4"	<b>LU1-P78DA-L-Q-( )</b>	1,577.	2,029.	2,840.



Rounded end right	24"D return	48"	72"	1 1/4"	<b>LU1-P72SA-R-Q-( )</b>	1,514.	1,944.	2,724.
	30"D return	48"	78"	1 1/4"	<b>LU1-P78DA-R-Q-( )</b>	1,577.	2,029.	2,840.



**Order Code**

Example:	<b>LU1-P72SA-L-Q-117</b>
<b>LU1</b>	Worksurface, 1 1/4"
<b>P</b>	P-shape curvilinear
<b>72</b>	Overall length
<b>S</b>	Depth of return
<b>A</b>	Grommets
<b>L</b>	Rounded end left
<b>Q</b>	Standard Special
<b>117</b>	Surface finish

**Specification Information**

S-	24"D side edge
D-	30"D side edge
	Specify surface finish.
	1 1/4" curvilinear surfaces are solid core construction with threaded metal inserts at desk support and all bracket locations.
	All worksurfaces are U.L.-listed.

**Application Notes**

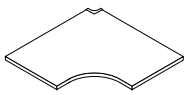
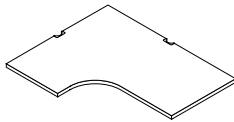
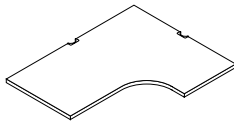
P-shape curvilinear worksurfaces may be used interchangeably in desk and panel system applications. They may be supported by a 48" VDT support bracket kit, or 48" desk support and 6" end panel, in conjunction with rounded end support column. Use flat bracket or bridging bracket to join to adjacent 1 1/4" work surface.

P-shape laminate surfaces have continuous T-mold edge in profile to match adjacent 1 1/4" worksurfaces.

# Morrison Options Worksurfaces, 1 1/4"

## L-shape curvilinear

Standard Specials Systems

description	type	w	d	h	pattern no.	lam.	V1	V2
24"D returns left and right 	2 Grommets	42"	48"	1 1/4"	<b>LU1-C4248SS-Q(-)</b>	\$835.	\$1,136.	\$1,670.
		42"	60"	1 1/4"	<b>LU1-C4260SS-Q(-)</b>	947.	1,286.	1,897.
		42"	66"	1 1/4"	<b>LU1-C4266SS-Q(-)</b>	1,018.	1,384.	2,040.
		42"	72"	1 1/4"	<b>LU1-C4272SS-Q(-)</b>	1,089.	1,481.	2,185.
		48"	42"	1 1/4"	<b>LU1-C4842SS-Q(-)</b>	835.	1,136.	1,670.
		48"	66"	1 1/4"	<b>LU1-C4866SS-Q(-)</b>	1,089.	1,481.	2,185.
		60"	42"	1 1/4"	<b>LU1-C6042SS-Q(-)</b>	947.	1,286.	1,897.
		66"	42"	1 1/4"	<b>LU1-C6642SS-Q(-)</b>	1,018.	1,384.	2,040.
		66"	48"	1 1/4"	<b>LU1-C6648SS-Q(-)</b>	1,089.	1,481.	2,185.
		72"	42"	1 1/4"	<b>LU1-C7242SS-Q(-)</b>	1,089.	1,481.	2,185.
24"D returns left, 30"D right 	2 Grommets	42"	42"	1 1/4"	<b>LU1-C4242SD-Q(-)</b>	779.	1,061.	1,556.
		42"	48"	1 1/4"	<b>LU1-C4248SD-Q(-)</b>	835.	1,136.	1,670.
		42"	60"	1 1/4"	<b>LU1-C4260SD-Q(-)</b>	947.	1,286.	1,897.
		42"	66"	1 1/4"	<b>LU1-C4266SD-Q(-)</b>	1,018.	1,384.	2,040.
		42"	72"	1 1/4"	<b>LU1-C4272SD-Q(-)</b>	1,089.	1,481.	2,185.
		48"	42"	1 1/4"	<b>LU1-C4842SD-Q(-)</b>	835.	1,136.	1,670.
		48"	66"	1 1/4"	<b>LU1-C4866SD-Q(-)</b>	1,089.	1,481.	2,185.
		60"	42"	1 1/4"	<b>LU1-C6042SD-Q(-)</b>	947.	1,286.	1,897.
		66"	42"	1 1/4"	<b>LU1-C6642SD-Q(-)</b>	1,018.	1,384.	2,040.
		66"	48"	1 1/4"	<b>LU1-C6648SD-Q(-)</b>	1,089.	1,481.	2,185.
72"	42"	1 1/4"	<b>LU1-C7242SD-Q(-)</b>	1,089.	1,481.	2,185.		
30"D returns left, 24"D right 	2 Grommets	42"	42"	1 1/4"	<b>LU1-C4242DS-Q(-)</b>	779.	1,061.	1,556.
		42"	48"	1 1/4"	<b>LU1-C4248DS-Q(-)</b>	835.	1,136.	1,670.
		42"	60"	1 1/4"	<b>LU1-C4260DS-Q(-)</b>	947.	1,286.	1,897.
		42"	66"	1 1/4"	<b>LU1-C4266DS-Q(-)</b>	1,018.	1,384.	2,040.
		42"	72"	1 1/4"	<b>LU1-C4272DS-Q(-)</b>	1,089.	1,481.	2,185.
		48"	42"	1 1/4"	<b>LU1-C4842DS-Q(-)</b>	835.	1,136.	1,670.
		48"	66"	1 1/4"	<b>LU1-C4866DS-Q(-)</b>	1,089.	1,481.	2,185.
		60"	42"	1 1/4"	<b>LU1-C6042DS-Q(-)</b>	947.	1,286.	1,897.
		66"	42"	1 1/4"	<b>LU1-C6642DS-Q(-)</b>	1,018.	1,384.	2,040.
		66"	48"	1 1/4"	<b>LU1-C6648DS-Q(-)</b>	1,089.	1,481.	2,185.
72"	42"	1 1/4"	<b>LU1-C7242DS-Q(-)</b>	1,089.	1,481.	2,185.		

Morrison System

### Order Code

Example:	<b>LU1-C4866SD-Q-117</b>
<b>LU1</b>	Options worksurface, 1 1/4"
<b>C</b>	L-shape curvilinear
<b>48</b>	Width left
<b>66</b>	Width right
<b>S</b>	Depth of left return
<b>D</b>	Depth of right return
<b>Q</b>	Standard Special
<b>117</b>	Surface finish

### Specification Information

Width dimension (W) refers to width of left-side back edge; depth dimension (D) indicates width of right-side back edge.

S- 24"D side edge  
D- 30"D side edge

Specify surface finish.

1 1/4" curvilinear surfaces are solid core construction with pilot holes at all bracket locations.

### Application Notes

Options L-shaped curvilinear worksurfaces may be supported by left- or right-hand cantilever brackets at the rear corner and cantilever bridging bracket on each side edge. Use mid-span support whenever Options worksurfaces span more than 48".

L-shape surfaces are veneer or post-formed plastic laminate on both back edges, matching profile T-mold on curvilinear front, and self-edge on sides.

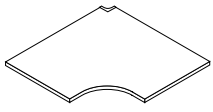
Curvilinear worksurfaces are available only in 1 1/4" thickness.

L-shape surfaces are 3/8" less than nominal depth for rear wire clearance or privacy screens.

# Morrison Options Worksurfaces, 1 1/4"

## L-shape curvilinear

Standard Specials Systems

description	type	w	d	h	pattern no.	lam.	V1	V2
30"D returns left and right	Corner Grommets	42"	42"	1 1/4"	<b>LU1-C4242DD-Q-( )</b>	\$779.	\$1,061.	\$1,556.
	2 Grommets	42"	48"	1 1/4"	<b>LU1-C4248DD-Q-( )</b>	835.	1,136.	1,670.
		42"	60"	1 1/4"	<b>LU1-C4260DD-Q-( )</b>	947.	1,286.	1,897.
		42"	66"	1 1/4"	<b>LU1-C4266DD-Q-( )</b>	1,018.	1,384.	2,040.
		42"	72"	1 1/4"	<b>LU1-C4272DD-Q-( )</b>	1,089.	1,481.	2,185.
		48"	42"	1 1/4"	<b>LU1-C4842DD-Q-( )</b>	835.	1,136.	1,670.
		48"	60"	1 1/4"	<b>LU1-C4860DD-Q-( )</b>	1,018.	1,384.	2,040.
		48"	66"	1 1/4"	<b>LU1-C4866DD-Q-( )</b>	1,089.	1,481.	2,185.
		48"	72"	1 1/4"	<b>LU1-C4872DD-Q-( )</b>	1,160.	1,578.	2,327.
		60"	42"	1 1/4"	<b>LU1-C6042DD-Q-( )</b>	947.	1,286.	1,897.
		60"	48"	1 1/4"	<b>LU1-C6048DD-Q-( )</b>	1,018.	1,384.	2,040.
		66"	42"	1 1/4"	<b>LU1-C6642DD-Q-( )</b>	1,018.	1,384.	2,040.
		66"	48"	1 1/4"	<b>LU1-C6648DD-Q-( )</b>	1,089.	1,481.	2,185.
		72"	42"	1 1/4"	<b>LU1-C7242DD-Q-( )</b>	1,089.	1,481.	2,185.
		72"	48"	1 1/4"	<b>LU1-C7248DD-Q-( )</b>	1,160.	1,578.	2,327.

### Order Code

Example:	<b>LU1-C4866SD-Q-117</b>
<b>LU1</b>	Options worksurface, 1 1/4"
<b>C</b>	L-shape curvilinear
<b>48</b>	Width left
<b>66</b>	Width right
<b>S</b>	Depth of left return
<b>D</b>	Depth of right return
<b>Q</b>	Standard Special
<b>117</b>	Surface finish

### Specification Information

Width dimension (W) refers to width of left-side back edge; depth dimension (D) indicates width of right-side back edge.

S- 24"D side edge  
D- 30"D side edge

Specify surface finish.

1 1/4" curvilinear surfaces are solid core construction with pilot holes at all bracket locations.

### Application Notes

Options L-shaped curvilinear worksurfaces may be supported by left- or right-hand cantilever brackets at the rear corner and cantilever bridging bracket on each side edge. Use mid-span support whenever Options worksurfaces span more than 48".

L-shape surfaces are veneer or post-formed plastic laminate on both back edges, matching profile T-mold on curvilinear front, and self-edge on sides.


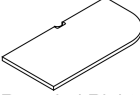
Curvilinear worksurfaces are available only in 1 1/4" thickness.

L-shape surfaces are 3/8" less than nominal depth for rear wire clearance or privacy screens.



# Morrison Options Worksurfaces, 1 1/4" J-shape surfaces

Standard Specials Systems

description	w	d	h	pattern no.	lam.	V1	V2
J-shape - Rounded left/right	24"	23 3/8"	1 1/4"	<b>LU1-J24A-(L/R)-Q-( )</b>	\$516.	\$630.	\$851.
	30"	23 3/8"	1 1/4"	<b>LU1-J30A-(L/R)-Q-( )</b>	559.	683.	922.
<b>Rounded Left</b>	36"	23 3/8"	1 1/4"	<b>LU1-J36A-(L/R)-Q-( )</b>	603.	734.	993.
	42"	23 3/8"	1 1/4"	<b>LU1-J42A-(L/R)-Q-( )</b>	641.	782.	1,054.
<b>Rounded Right</b>	48"	23 3/8"	1 1/4"	<b>LU1-J48A-(L/R)-Q-( )</b>	679.	829.	1,120.
	54"	23 3/8"	1 1/4"	<b>LU1-J54A-(L/R)-Q-( )</b>	742.	916.	1,243.
	60"	23 3/8"	1 1/4"	<b>LU1-J60A-(L/R)-Q-( )</b>	803.	1,003.	1,368.
	66"	23 3/8"	1 1/4"	<b>LU1-J66A-(L/R)-Q-( )</b>	866.	1,091.	1,492.
	72"	23 3/8"	1 1/4"	<b>LU1-J72A-(L/R)-Q-( )</b>	928.	1,177.	1,617.
	78"	23 3/8"	1 1/4"	<b>LU1-J78A-(L/R)-Q-( )</b>	990.	1,265.	1,742.
	84"	23 3/8"	1 1/4"	<b>LU1-J84A-(L/R)-Q-( )</b>	1,053.	1,351.	1,866.
	90"	23 3/8"	1 1/4"	<b>LU1-J90A-(L/R)-Q-( )</b>	1,114.	1,439.	1,991.
	96"	23 3/8"	1 1/4"	<b>LU1-J96A-(L/R)-Q-( )</b>	1,177.	1,526.	2,116.

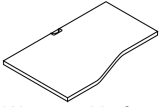

Morrison System

Order Code	Specification Information	Application Notes
Example: <b>LU1-J36A-L-Q-117</b>		
<b>LU1</b> Worksurface, 1 1/4"	1 1/4" curvilinear surfaces are solid core construction with pilot holes at bracket and pedestal locations.	J-shape curvilinear worksurfaces may be used interchangeably in desk and panel system applications. They may be supported by straight desk support or cantilever brackets. J-shapes also require 9" Network end panel in desk or panel planning.
<b>J</b> J-shape		
<b>36</b> Width	<i>Grommets/no grommets:</i>	
<b>A</b> With grommets	A- Worksurface includes one edge grommet	
<b>L</b> Left		
<b>Q</b> Standard Special	Specify surface finish.	Use flat bracket or bridging bracket to join to adjacent 1 1/4" worksurface. Also specify VDT end support bracket kit for optimal stability of vertical panel behind J-shape worksurface.
<b>117</b> Surface finish	Edge grommet is centered at rear of worksurface.	J-shape surfaces are post-formed on back edge, matching profile T-mold on curvilinear front, and self-edge on sides.  J-shapes are available only in plastic laminate, 1 1/4" thickness.  J-shape surfaces are 3/8" less than nominal depth for wire clearance or privacy screens.

# Morrison Options Worksurfaces, 1 1/4"

## Wave-end surfaces

Standard Specials Systems

description	width	depth	height	pattern number	lam.
Wave-end left/right 	30"	29 5/8"	1 1/4"	LU1-W30A-(L/R)-Q-( )	\$641.
	36"	29 5/8"	1 1/4"	LU1-W36A-(L/R)-Q-( )	679.
	42"	29 5/8"	1 1/4"	LU1-W42A-(L/R)-Q-( )	718.
	48"	29 5/8"	1 1/4"	LU1-W48A-(L/R)-Q-( )	759.
Wave-end Left 	54"	29 5/8"	1 1/4"	LU1-W54A-(L/R)-Q-( )	821.
	60"	29 5/8"	1 1/4"	LU1-W60A-(L/R)-Q-( )	884.
	66"	29 5/8"	1 1/4"	LU1-W66A-(L/R)-Q-( )	946.
	72"	29 5/8"	1 1/4"	LU1-W72A-(L/R)-Q-( )	1,008.
Wave-end Right	78"	29 5/8"	1 1/4"	LU1-W78A-(L/R)-Q-( )	1,070.
	84"	29 5/8"	1 1/4"	LU1-W84A-(L/R)-Q-( )	1,133.
	90"	29 5/8"	1 1/4"	LU1-W90A-(L/R)-Q-( )	1,195.
	96"	29 5/8"	1 1/4"	LU1-W96A-(L/R)-Q-( )	1,258.

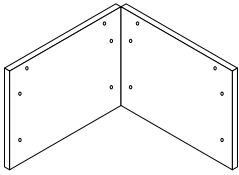
Order Code	Specification Information	Application Notes
Example: <b>LU1-W42AL-Q-117</b>	1 1/4" curvilinear surfaces are solid core construction with pilot holes at bracket and pedestal locations.	Options wave-end curvilinear worksurfaces are for panel planning only and cannot be used in conjunction with Network desk supports.
<b>LU1</b> Options worksurface, 1 1/4"		
<b>W</b> Wave-end curvilinear	<i>Grommets/no grommets:</i>	
<b>42</b> Width	A- Worksurface includes one edge grommet	Use cantilever bridging bracket to join to adjacent 1 1/4" worksurface.
<b>A</b> With grommets		Wave-end surfaces are post-formed on back edge, matching profile T-mold on curvilinear front, and self-edge on sides.
<b>L</b> Left	Specify surface finish.	Wave-end surfaces are available only in plastic laminate, 1 1/4" thickness.
<b>Q</b> Standard Special		Wave-end surfaces are nominal 30"D at left or right, and align with 24"D surface at the other end.
<b>117</b> Surface finish	Edge grommet is centered at rear of worksurface.	

Currents System worksurfaces  
*curved, flat front and counter surface*  
*1 3/4" wire drop*

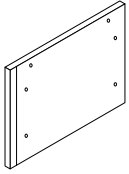
description	width	depth	pattern number	lam.	V1	V2
30"D straight worksurface, curved front	24"	30"	<b>AW1-S2430Q( )</b>	\$379.	\$614.	\$814.
	30"	30"	<b>AW1-S3030Q( )</b>	441.	662.	880.
	42"	30"	<b>AW1-S4230Q( )</b>	505.	759.	1,012.
	54"	30"	<b>AW1-S5430Q( )</b>	589.	880.	1,175.
	66"	30"	<b>AW1-S6630Q( )</b>	685.	1,026.	1,371.
	78"	30"	<b>AW1-S7830Q( )</b>	787.	1,176.	1,570.
24"D straight worksurface, curved front	54"	24"	<b>AW1-S5424Q( )</b>	521.	784.	1,045.
	78"	24"	<b>AW1-S7824Q( )</b>	655.	981.	1,304.
30"D straight worksurface, flat front	24"	30"	<b>AW1-F2430Q( )</b>	379.	614.	814.
	30"	30"	<b>AW1-F3030Q( )</b>	441.	662.	880.
	42"	30"	<b>AW1-F4230Q( )</b>	505.	759.	1,012.
	54"	30"	<b>AW1-F5430Q( )</b>	589.	880.	1,175.
	66"	30"	<b>AW1-F6630Q( )</b>	685.	1,026.	1,371.
	78"	30"	<b>AW1-F7830Q( )</b>	787.	1,176.	1,570.
Counter surface	24"	12"	<b>AW1-CS2412Q( )</b>	262.	414.	556.
	30"	12"	<b>AW1-CS3012Q( )</b>	294.	438.	589.
	42"	12"	<b>AW1-CS4212Q( )</b>	327.	490.	655.
	54"	12"	<b>AW1-CS5412Q( )</b>	359.	539.	720.
	66"	12"	<b>AW1-CS6612Q( )</b>	392.	589.	782.

Order Code	Specification Information	Application Notes
Example: <b>AW1 S2430-Q-119</b>	Worksurface edges are trim grey.	Worksurfaces may be end-supported, cantilevered from Currents service wall, or supported by C-leg or pedestal at each end. Universal worksurfaces are interchangeable with Currents desks. Specify supports separately.
<b>AW1</b> Worksurface	<i>Specify top finish</i>	24"D straight worksurfaces may be cantilevered with two cantilever brackets.
<b>S</b> Straight		24" and 30"D straight worksurfaces may be end supported with two Currents end support brackets.
<b>24</b> Width		Universal straight worksurfaces 36" wide and greater include a steel stiffener that doubles as a horizontal cable manager.
<b>30</b> Depth		Counter surface with curved front is designed to mount on either side of 39"H wall crown with counter surface brackets.
<b>Q</b> Standard Special		
<b>119</b> Top finish		

description	type	width	depth	height	pattern number	P1	V1	V2
VDT corner panels	Desk height	48"	1 1/4"	24"	<b>MK4-V2448-P/V-Q-( )</b>	\$1,225.	\$1,576.	\$2,233.
	Desk height	48"	1 1/4"	26"	<b>MK4-V2648-P/V-Q-( )</b>	1,370.	1,763.	2,491.



VDT transitional end panel	Desk height	48"	1 1/8"	24"	<b>MK4-X2448-P/V-Q-( )</b>	631.	796.	1,096.
	Desk height	48"	1 1/8"	26"	<b>MK4-X2648-P/V-Q-( )</b>	650.	884.	1,217.



### Order Code

Example: **MK4-V2648-P-Q-612**

<b>MK4</b>	Desk panel
<b>V</b>	Desk panel type
<b>26</b>	Height
<b>48</b>	Width
<b>P</b>	Surface type
<b>Q</b>	Standard Special
<b>612</b>	Finish

### Specification Information

*Surface type:*

P-	Painted
V-	Veneer

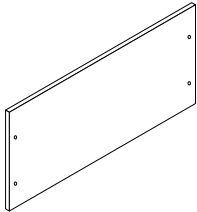
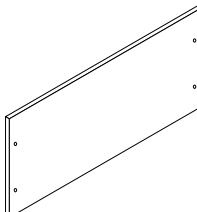
### Application Notes

VDT corner panels are wood desk panels ordered and shipped in pairs: one left and one right.

**VDT corner end panels include 2 MB1-T brackets, VDT corner end panels/worksurface and bracket MB1-L1, filler/desk end panel.**

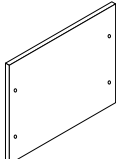
VDT transitional end panels are used when one back edge of a VDT surface is supported by a vertical panel.

**A VDT transitional end panel includes bracket MB1-T, desk end panel/ worksurface. Specify bracket MB1-W 18 or 20(L or R) separately.**

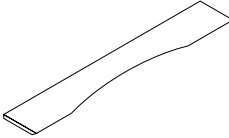
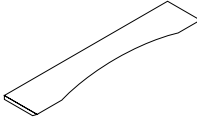
description	type	width	depth	height	pattern number	P1	V1	V2
Kneehole filler 	Desk height	18"	1 1/8"	26"	<b>MK4-K1826-P/V-Q-( )</b>	\$166.	\$392.	\$608.
		24"	1 1/8"	26"	<b>MK4-K2426-P/V-Q-( )</b>	228.	459.	694.
		30"	1 1/8"	26"	<b>MK4-K3026-P/V-Q-( )</b>	290.	526.	783.
		36"	1 1/8"	26"	<b>MK4-K3626-P/V-Q-( )</b>	352.	594.	870.
		42"	1 1/8"	26"	<b>MK4-K4226-P/V-Q-( )</b>	415.	662.	957.
		48"	1 1/8"	26"	<b>MK4-K4826-P/V-Q-( )</b>	477.	728.	1,044.
		54"	1 1/8"	26"	<b>MK4-K5426-P/V-Q-( )</b>	540.	796.	1,131.
		84"	1 1/8"	26"	<b>MK4-K8426-P/V-Q-( )</b>	852.	1,105.	1,580.
		90"	1 1/8"	26"	<b>MK4-K9026-P/V-Q-( )</b>	941.	1,221.	1,746.
		96"	1 1/8"	26"	<b>MK4-K9626-P/V-Q-( )</b>	1,031.	1,337.	1,912.
		102"	1 1/8"	26"	<b>MK4-K10226-P/V-Q-( )</b>	1,122.	1,452.	2,078.
		108"	1 1/8"	26"	<b>MK4-K10826-P/V-Q-( )</b>	1,211.	1,569.	2,243.
		114"	1 1/8"	26"	<b>MK4-K11426-P/V-Q-( )</b>	1,301.	1,684.	2,409.
		120"	1 1/8"	26"	<b>MK4-K12026-P/V-Q-( )</b>	1,391.	1,800.	2,575.
Transitional filler 	Desk height	18"	1 1/8"	26"	<b>MK4-T1826-P/V-Q-( )</b>	166.	392.	608.
		24"	1 1/8"	26"	<b>MK4-T2426-P/V-Q-( )</b>	228.	459.	694.
		30"	1 1/8"	26"	<b>MK4-T3026-P/V-Q-( )</b>	290.	526.	783.
		36"	1 1/8"	26"	<b>MK4-T3626-P/V-Q-( )</b>	352.	594.	870.
		42"	1 1/8"	26"	<b>MK4-T4226-P/V-Q-( )</b>	415.	662.	957.
		48"	1 1/8"	26"	<b>MK4-T4826-P/V-Q-( )</b>	477.	728.	1,044.
		54"	1 1/8"	26"	<b>MK4-T5426-P/V-Q-( )</b>	540.	796.	1,131.
		84"	1 1/8"	26"	<b>MK4-T8426-P/V-Q-( )</b>	852.	1,105.	1,580.
		90"	1 1/8"	26"	<b>MK4-T9026-P/V-Q-( )</b>	941.	1,221.	1,746.
		96"	1 1/8"	26"	<b>MK4-T9626-P/V-Q-( )</b>	1,031.	1,337.	1,912.
		102"	1 1/8"	26"	<b>MK4-T10226-P/V-Q-( )</b>	1,122.	1,452.	2,078.
		108"	1 1/8"	26"	<b>MK4-T10826-P/V-Q-( )</b>	1,211.	1,569.	2,243.
		114"	1 1/8"	26"	<b>MK4-T11426-P/V-Q-( )</b>	1,301.	1,684.	2,409.
		120"	1 1/8"	26"	<b>MK4-T12026-P/V-Q-( )</b>	1,391.	1,800.	2,575.

Morrison System

Order Code	Specification Information	Application Notes
Example: <b>MK4-T5426-P-Q-612</b> <b>MK4</b> Desk panel <b>T</b> Desk panel type <b>54</b> Width <b>26</b> Height <b>P</b> Surface type <b>Q</b> Standard Special <b>612</b> Finish	P- Painted V- Veneer	Transitional filler panels are used between a universal desk end panel and a vertical panel.  <b>A transitional filler panel includes bracket MB1-L1, filler panel/desk end panel. Specify bracket MB1-W 18 or 20(L or R) separately.</b>  A kneehole panel includes 2 brackets MB1-L1, filler panel/desk end panel.  All 69", 75" and 84" w kneehole filler panels are shipped with a center stabilizing bracket, MB1-AUX-D.

description	type	width	depth	height	pattern number	P1	V1	V2
Return filler 	Desk height	18"	1 1/8"	26"	<b>MK4-R1826-P/V-L/R-Q-( )</b>	\$411.	\$535.	\$760.
		24"	1 1/8"	26"	<b>MK4-R2426-P/V-L/R-Q-( )</b>	428.	581.	828.
		54"	1 1/8"	26"	<b>MK4-R5426-P/V-L/R-Q-( )</b>	583.	888.	1,218.
		78"	1 1/8"	26"	<b>MK4-R7826-P/V-L/R-Q-( )</b>	831.	1,140.	1,615.
		84"	1 1/8"	26"	<b>MK4-R8426-P/V-L/R-Q-( )</b>	921.	1,265.	1,792.
		90"	1 1/8"	26"	<b>MK4-R9026-P/V-L/R-Q-( )</b>	1,010.	1,389.	1,970.
		96"	1 1/8"	26"	<b>MK4-R9626-P/V-L/R-Q-( )</b>	1,100.	1,514.	2,147.
		102"	1 1/8"	26"	<b>MK4-R10226-P/V-L/R-Q-( )</b>	1,190.	1,639.	2,324.
		108"	1 1/8"	26"	<b>MK4-R10826-P/V-L/R-Q-( )</b>	1,279.	1,763.	2,500.
		114"	1 1/8"	26"	<b>MK4-R11426-P/V-L/R-Q-( )</b>	1,369.	1,888.	2,677.
		120"	1 1/8"	26"	<b>MK4-R12026-P/V-L/R-Q-( )</b>	1,460.	2,013.	2,854.

Order Code	Specification Information	Application Notes
Example: <b>MK4-R2426-P-L-Q-612</b>	<i>Return filler panel widths:</i>	Return filler panels provide enclosure between a universal desk end panel and the end panel of a return.  Return filler panels may also be connected to a vertical panel to provide enclosure for a desk or machine height return off a panel supported workstation. Specify MB1-FV brackets separately.  All 69", 75" and 78"W return filler panels are shipped with a center stabilizing bracket, MB1-AUX-D.  <b>A return filler panel includes bracket MB1-L1, filler panel/desk end panel and all connecting hardware.</b>
<b>MK4</b> Desk panel	<i>Corresponding worksurface widths:</i> 32 3/4"	
<b>R</b> Desk panel type	30"	
<b>24</b> Width	36"	
<b>26</b> Height	42"	
<b>P</b> Surface type	48"	
<b>L</b> Left	60"	
<b>Q</b> Standard Special	66"	
<b>612</b> Paint	72"	
	<i>Bridge filler panel widths:</i>	
	<i>Corresponding worksurface widths:</i> 38 1/2"	
	30"	
	36"	
	42"	
	48"	
	60"	
	66"	
	72"	
	<i>Surface type:</i> P- Painted V- Veneer	

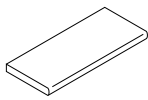
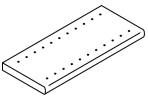
description	type	width	depth	height	pattern no.	P2
Full width 	42"	42"	10"	3/4"	<b>MM3-IS42F-Q-( )</b>	\$309.
	48"	48"	10"	3/4"	<b>MM3-IS48F-Q-( )</b>	365.
	54"	54"	10"	3/4"	<b>MM3-IS54F-Q-( )</b>	418.
	84"	84"	10"	3/4"	<b>MM3-IS84F-Q-( )</b>	683.
	90"	90"	10"	3/4"	<b>MM3-IS90F-Q-( )</b>	761.
	96"	96"	10"	3/4"	<b>MM3-IS96F-Q-( )</b>	839.
Returns 	54"	54"	10"	3/4"	<b>MM3-IS54R-Q-( )</b>	369.
	84"	84"	10"	3/4"	<b>MM3-IS84R-Q-( )</b>	579.
	90"	90"	10"	3/4"	<b>MM3-IS90R-Q-( )</b>	630.
	96"	96"	10"	3/4"	<b>MM3-IS96R-Q-( )</b>	683.

Order Code	Specification Information	Application Notes
Example: <b>MM3-IS54R-612-Q</b> <b>MM3</b> Accessory <b>IS</b> Intermediate shelves <b>54</b> Width <b>R</b> Return <b>612</b> Paint finish <b>Q</b> Standard Special	Specify paint finish.  Specify return shelves by number that corresponds to total return dimension (depth of desk and width of return).	Intermediate shelves provide an additional level of storage between the worksurface and standard overhead storage.  Intermediate shelves include brackets for cantilever support from vertical panel connector tracks.  Intermediate shelves may be mounted on 1" increments of height up to 1" from top of panel. Recommended position is 6" - 7" above the worksurface.  Use full width shelves with back panels of the same total width. Add returns to form a continuous "L". Half-round endpiece joins back-to-back shelves over a half-round conference worksurface. Quarter round terminates an intermediate shelf at a straight panel connection.  Intermediate shelves cannot be mounted to freestanding desks or overhead supports.

Use full width intermediate shelves that correspond with actual workstation width.

Morrison shelves and flush counter surface, 1 3/4"  
panel or wall mounted lam. and ven. shelves

Standard Specials Systems

description	type	w	d	h	pattern no.	lam.	V1	V2
Panel mounted shelves and flush counter surfaces	without holes 	54"	13"	1 3/4"	<b>MS2-W5413-Q-( )</b>	\$497.	\$887.	\$1,271.
		96"	13"	1 3/4"	<b>MS2-W9613-Q-( )</b>	783.	1,405.	1,991.
		102"	13"	1 3/4"	<b>MS2-W10213-Q-( )</b>	845.	1,495.	2,109.
		108"	13"	1 3/4"	<b>MS2-W10813-Q-( )</b>	906.	1,585.	2,228.
		114"	13"	1 3/4"	<b>MS2-W11413-Q-( )</b>	969.	1,675.	2,346.
		120"	13"	1 3/4"	<b>MS2-W12013-Q-( )</b>	1,031.	1,764.	2,464.
	with holes 	54"	13"	1 3/4"	<b>MS2-W5413-H-Q-( )</b>	513.	903.	1,286.
		96"	13"	1 3/4"	<b>MS2-W9613-H-Q-( )</b>	800.	1,423.	2,002.
		102"	13"	1 3/4"	<b>MS2-W10213-H-Q-( )</b>	862.	1,513.	2,122.
		108"	13"	1 3/4"	<b>MS2-W10813-H-Q-( )</b>	925.	1,602.	2,240.
		114"	13"	1 3/4"	<b>MS2-W11413-H-Q-( )</b>	987.	1,691.	2,359.
		120"	13"	1 3/4"	<b>MS2-W12013-H-Q-( )</b>	1,050.	1,781.	2,477.

**Order Code**

**Specification Information**

**Application Notes**

Example:	<b>MS2-W5413-H-Q-612</b>
<b>MS2W</b>	Shelf
<b>54</b>	Width
<b>13</b>	Depth
<b>H</b>	With holes
<b>Q</b>	Standard Special
<b>612</b>	Surface finish

*Specify paint finish for brackets and steel shelves.*

13"D shelves hold binders, books and other reference material. Order brackets and shelf organizers, if applicable, separately.

Standard 13" deep shelves double as flush counter surfaces. Specify undershelf or transaction shelf brackets for this application. Each set supports a maximum span of 48". Shelves over 60"W require MB1-AUX-S auxiliary support brackets.

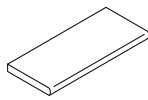
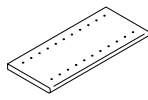
All shelf brackets accept task light fixtures with the exception of the transaction shelf brackets MB2-TS-( ). Adjacent bookend-style shelf brackets require MB1-TC tie clip to secure full-width task light.

Desk mounted counter surfaces do not accept task lights.



# Morrison shelves and flush counter surface, 1 1/4" panel or wall mounted lam. and ven. shelves

Standard Specials Systems

description	type	w	d	h	pattern no.	lam.	V1	V2
Panel mounted shelves and flush counter surfaces	without holes 	54"	13"	1 1/4"	<b>MS2-U5413-Q-( )</b>	\$417.	\$740.	\$1,082.
		96"	13"	1 1/4"	<b>MS2-U9613-Q-( )</b>	642.	1,091.	1,585.
		102"	13"	1 1/4"	<b>MS2-U10213-Q-( )</b>	705.	1,153.	1,673.
		108"	13"	1 1/4"	<b>MS2-U10813-Q-( )</b>	766.	1,215.	1,759.
		114"	13"	1 1/4"	<b>MS2-U11413-Q-( )</b>	829.	1,277.	1,847.
		120"	13"	1 1/4"	<b>MS2-U12013-Q-( )</b>	891.	1,340.	1,933.
	with holes 	54"	13"	1 1/4"	<b>MS2-U5413-H-Q-( )</b>	435.	756.	1,098.
		96"	13"	1 1/4"	<b>MS2-U9613-H-Q-( )</b>	659.	1,103.	1,604.
		102"	13"	1 1/4"	<b>MS2-U10213-H-Q-( )</b>	721.	1,166.	1,690.
		108"	13"	1 1/4"	<b>MS2-U10813-H-Q-( )</b>	784.	1,228.	1,778.
		114"	13"	1 1/4"	<b>MS2-U11413-H-Q-( )</b>	846.	1,291.	1,864.
		120"	13"	1 1/4"	<b>MS2-U12013-H-Q-( )</b>	908.	1,352.	1,952.

Morrison System

## Order Code

Example:	<b>MS2-U-5413-H-Q-612</b>
<b>MS2</b>	Shelf
<b>U</b>	1 1/4" thick
<b>54</b>	Width
<b>13</b>	Depth
<b>H</b>	With holes
<b>Q</b>	Standard Special
<b>612</b>	Surface finish

## Specification Information

*Specify finish.*  
Specify suffix H for shelf holes that accept shelf organizers.

## Application Notes

Panel mounted shelves are canti-levered from vertical panel connector tracks with bookend or undershelf brackets. 1 1/4" shelves must be midspan supported every 48".

13"D shelves hold binders, books and other reference material. Order brackets and shelf organizers, if applicable, separately.

Bookend-style brackets keep material upright when vertical panels are not used at the ends of shelves (brackets are shipped in pairs.)

Standard 13" deep shelves double as flush counter surfaces. Specify undershelf brackets or desk-mount stanchions for this application.

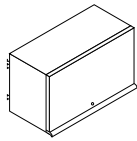
All shelves accept task lights. Adjacent bookend-style shelves require MB1-TC tie clip to secure full width task light.

Transaction shelf brackets support panel-mounted shelves without holes. Each set supports a maximum span of 48".

# Morrison Overhead cabinets panel and desk mounted

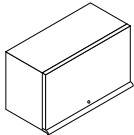
Standard Specials Systems

description	locks	w	d	h	pattern no.	P1	V1	V2
Painted or veneer front, panel mounted		24"	14"	17 <sup>3</sup> / <sub>4</sub> "	<b>MO8-24-( )-( )-N-N-Q</b>	\$833.	\$1,008.	\$1,139.
		24"	14"	17 <sup>3</sup> / <sub>4</sub> "	<b>MO8-24-( )-( )-N-L-Q</b>	919.	1,088.	1,220.



shown with lock

Painted or veneer front, stanchion mounted		24"	14"	17 <sup>3</sup> / <sub>4</sub> "	<b>MO8-N24-( )-( )-N-N-Q</b>	833.	1,008.	1,139.
		24"	14"	17 <sup>3</sup> / <sub>4</sub> "	<b>MO8-N24-( )-( )-N-L-Q</b>	919.	1,088.	1,220.



shown with lock

## Order Code

Example: **MO8-N24-612-612-N-N-Q**

<b>MO8</b>	Overhead cabinet
<b>N</b>	Network mounted
<b>24</b>	Width
<b>612</b>	Paint finish for case
<b>612</b>	Surface finish for door
<b>N</b>	Black pulls
<b>N</b>	No lock
<b>Q</b>	Standard Special

## Specification Information

*Specify finish for case and front.*

Order overhead cabinet locks with a KnollKey order form.

Interior shelves have slots for vertical dividers. Order vertical dividers separately.

Desk mounted MO8 overheads align with 64"H panel and vertical storage.

Overhead cabinet door pulls are matte black.

Overhead cabinets are hung from vertical panels with removable brackets. Cabinet door recedes within cabinet to allow use of top of overhead for storage or lighting.

## Application Notes

Stanchion mounted overhead cabinets attach to overhead supports. Specify overhead backs separately for finished appearance in back-to-back or exposed applications.

Specify conversion kit MO7-SMB only if converting panel hung overheads to stanchion mounted.

Wall-mounting Morrison overhead cabinets: Use MO8-WMR to mount up to 120" of MO8 overheads. Specify one MO8-WMB for each overhead.

For Options overheads or Morrison or Options shelves, use MO6-WMSK to wall mount up to 9' of shelves or overheads. Kit includes wall mount rail and one vertical standard. Specify one additional MO6 WMSB for each shelf or overhead. Morrison shelves also require MB1-B13 shelf brackets.

Wall mount rails may be trimmed to length.

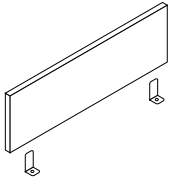
Specify conversion kit MO7-PMB only if converting stanchion mounted overheads to panel hung.

Wall mount wire manager is two-part wire concealment kit, 22"H.

# Morrison Network privacy screen back screens

Standard Specials Systems

description	w	d	h	pattern no.	10	15	20	30	35	40	45
Back of worksurface screens to 42"H	24"	3/4"	15"	<b>MZ1-B2415-(-)-Q</b>	\$207.	\$233.	\$237.	\$263.	\$277.	\$294.	\$339.
	24"	3/4"	19"	<b>MZ1-B2419-(-)-Q</b>	264.	286.	294.	321.	339.	351.	383.
	24"	3/4"	22"	<b>MZ1-B2422-(-)-Q</b>	321.	338.	348.	383.	401.	411.	517.



Morrison System

## Order Code

Example:	<b>MZ1-B2415-15-W210/20-Q</b>
<b>MZ1</b>	Morrison Network privacy screen
<b>B</b>	Back of worksurface
<b>24</b>	Width
<b>15</b>	Height
<b>15</b>	Surface type and group no.
<b>W210/20</b>	Upholstery
<b>Q</b>	Standard Special

## Specification Information

### Surface type:

10-	Fabric group 10
15-	Fabric group 15
20-	Fabric group 20
30-	Fabric group 30
35-	Fabric group 35
40-	Fabric group 40
45-	Fabric group 45

Back of worksurface screens provide visual barrier and tackable surface from underside of worksurface to a height of 42", 46" or 49".

Screen widths should correspond to straight worksurface width, or sum of VDT corner and return widths.

Use back of worksurface screen for VDT applications where one side is backed by a vertical panel.

VDT worksurfaces will accept back screens on only one back edge.

Back screens may not be used at the end of a straight worksurface; use end screens in this application.

Privacy screens are not available in a combination of fabrics.

Back of worksurface screens are full dimension: two smaller screens may be substituted for a larger one. For example, if using fabric grades 20-70, specify two 36" screens for a 72" surface.

Between back-to-back straight or VDT worksurfaces specify a single 3/4" back screen. This allows back-to-back 23 5/8"D or 29 5/8"D worksurfaces to plan on a precise 6" module.

15" high screens are used for a 42" horizon.

19"H screens are used to fill in space between worksurface and Morrison overhead.

22"H screens fill the space between worksurface and Reuter overhead.

All but shared end screens start at the bottom of the worksurface.

Privacy screens are supported by brackets fastened at worksurface inserts. Privacy screens include mounting brackets, insert kit, and stiffener clip.

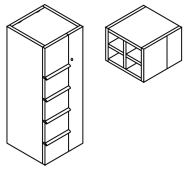
For replacement screen stiffeners see Accessories page.

Privacy screens may be specified to achieve ASTM E-84 Class "A" flamespread rating.

# Morrison vertical storage

## options kiosk

description	width	depth	height	pattern number	Paint
Options Kiosk	24"	24"	18"	<b>LV3-S18S-(L/R)-( )-Q</b>	\$1,305.
	24"	24"	56"	<b>LV3-S56-(L/R)-( )-Q</b>	4,060.
	24"	30"	64"	<b>LV3-D64-(L/R)-( )-Q</b>	4,395.
	30"	24"	64"	<b>LV3-W64-(L/R)-( )-Q</b>	5,480.

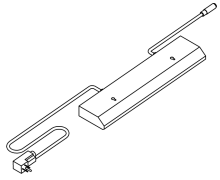


Order Code	Specification Information	Application Notes
Example: <b>MV3-D64F-R612-Q</b>	<i>Specify Melamine finishes for sides, top, and back of Options Kiosk.</i>	
<b>MV3</b> Vertical storage		
<b>D</b> 30" deep		
<b>64</b> Height	Options Kiosk fronts may be specified in any standard Morrison painted finish. Sides, top and back are available in melamine only. Kiosk storage is available in full painted finishes only.	Options Kiosks are freestanding wood construction vertical storage with four Morrison file drawers, hinged door cabinet, and coat storage with door. Options Kiosks have painted fronts and melamine sides, back and interior. The melamine top is finished, with lock cams and a few pilot holes visible.
<b>F</b> Front access		
<b>R</b> Right door hinge		
<b>612</b> Case and front finish		
<b>Q</b> Standard Special		
	S- 24"W x 24"D D- 24"W x 30"D L- Hinged door for coats (shelves) on left R- Hinged door for coats (shelves) on right	Kiosks are identical to Options kiosks but painted on all surfaces.  64"H Kiosks include cabinet with hinged door over the file drawers.  18"H top cabinet attaches to 56"H Kiosk to create 74"H storage unit. Top cabinet includes front access hinged door storage over the coat storage and open shelves accessible from the sides.
	All kiosks have KnollKey lock for door, and internal sliding lock switch for files.	File supports for kiosk drawers must be ordered separately.
		Flat top caps may be specified separately to coordinate with Morrison panel top caps; vault-shaped cupolas may also be used to prevent storage above kiosk.  Kiosk back panels and extended depth top caps or cupolas are used with adjacent vertical panels.  Back panel is notched to connect to panel with brackets and trim included.  Specify straight connector track same height as vertical panel, and hi/low top cap for post configurations, in width of adjacent panel.

# Morrison Network T5 Task Light Daisy Chain

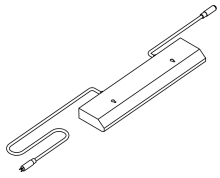
Standard Specials Systems

description	type	w	d	h	pattern no.	Standard	Advanced
Task Light, starter 9 ft. cord, fused male plug 1 ft. cord, female plug	Use with 24" and wider overhead	19"	4"	1 1/2"	<b>MN2T5E19( )DCS( )Q</b>	\$362.	n/a
	Use with 30" and wider overhead	25"	4"	1 1/2"	<b>MN2T5E25( )DCS( )Q</b>	376.	562.
	Use with 42" and wider overhead	37"	4"	1 1/2"	<b>MN2T5E37( )DCS( )Q</b>	412.	585.
	Use with 60" and wider overhead	49"	4"	1 1/2"	<b>MN2T5E49( )DCS( )Q</b>	481.	602.



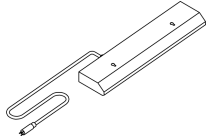
left hand shown

Task Light, adder 2 ft. cord, male plug 1 ft. cord, female plug	Use with 24" and wider overhead	19"	4"	1 1/2"	<b>MN2T5E19( )DCA( )Q</b>	394.	n/a
	Use with 30" and wider overhead	25"	4"	1 1/2"	<b>MN2T5E25( )DCA( )Q</b>	410.	596.
	Use with 42" and wider overhead	37"	4"	1 1/2"	<b>MN2T5E37( )DCA( )Q</b>	446.	619.
	Use with 60" and wider overhead	49"	4"	1 1/2"	<b>MN2T5E49( )DCA( )Q</b>	515.	636.



left hand shown

Task Light, ender 2 ft. cord, male plug	Use with 24" and wider overhead	19"	4"	1 1/2"	<b>MN2T5E19( )DCE( )Q</b>	276.	n/a
	Use with 30" and wider overhead	25"	4"	1 1/2"	<b>MN2T5E25( )DCE( )Q</b>	290.	477.
	Use with 42" and wider overhead	37"	4"	1 1/2"	<b>MN2T5E37( )DCE( )Q</b>	327.	500.
	Use with 60" and wider overhead	49"	4"	1 1/2"	<b>MN2T5E49( )DCE( )Q</b>	396.	516.

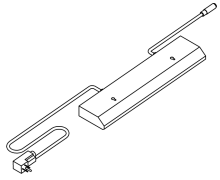


left hand shown

Order Code	Specification Information	Application Notes
Example: <b>MN2T5E19SDCSLQ</b>	<i>Specify:</i>	Task lights mount into the recess in the underside of overhead cabinets and shelves at least 6" wider than task light width.
<b>MN2</b> Task Light	Width - Task Lights mount in cabinets and shelves at least 5" wider than light width.	Morrison Network task lights are mounted inside the horizontal beam of the overhead support.
<b>T5</b> T5 lamp	1. Type: (S) Standard (A) Advanced	Task light cord may be managed in either stanchion to desk support wireway.
<b>E</b> Electronic ballast	2. Handedness L= Left handed ( male plug on user's left side) R=Right handed ( male plug on user's right side)	Task lights include T5 cool white (4100K) fluorescent lamp, electronic ballast, prismatic lens, rocker switch, one cord exit management clip and mounting hardware.
<b>19</b> Width	All housings are black.	Task lights are TCLP compliant and meet requirements of California Title 24.
<b>S</b> Standard		Advanced task lights are fitted with ballast and lamp compliant with LEED requirements.
<b>DC</b> Daisy chain		
<b>S</b> Starter		
<b>L</b> Left handed		
<b>Q</b> Special		

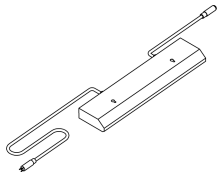
# Morrison Options T5 Task Light Daisy Chain

description	type	w	d	h	pattern no.	Standard	Advanced
Task Light, starter 9 ft. cord, fused male plug 1 ft. cord, female plug	Use with 24" and wider overhead	19"	4"	1 1/2"	<b>LL2T5E19( )DCS( )Q</b>	\$317.	n/a
	Use with 30" and wider overhead	25"	4"	1 1/2"	<b>LL2T5E25( )DCS( )Q</b>	363.	562.
	Use with 42" and wider overhead	37"	4"	1 1/2"	<b>LL2T5E37( )DCS( )Q</b>	388.	585.
	Use with 60" and wider overhead	49"	4"	1 1/2"	<b>LL2T5E49( )DCS( )Q</b>	434.	602.



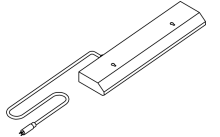
left hand shown

Task Light, adder 2 ft. cord, male plug 1 ft. cord, female plug	Use with 24" and wider overhead	19"	4"	1 1/2"	<b>LL2T5E19( )DCA( )Q</b>	350.	n/a
	Use with 30" and wider overhead	25"	4"	1 1/2"	<b>LL2T5E25( )DCA( )Q</b>	396.	596.
	Use with 42" and wider overhead	37"	4"	1 1/2"	<b>LL2T5E37( )DCA( )Q</b>	422.	619.
	Use with 60" and wider overhead	49"	4"	1 1/2"	<b>LL2T5E49( )DCA( )Q</b>	468.	636.



left hand shown

Task Light, ender 2 ft. cord, male plug	Use with 24" and wider overhead	19"	4"	1 1/2"	<b>LL2T5E19( )DCE( )Q</b>	231.	n/a
	Use with 30" and wider overhead	25"	4"	1 1/2"	<b>LL2T5E25( )DCE( )Q</b>	277.	477.
	Use with 42" and wider overhead	37"	4"	1 1/2"	<b>LL2T5E37( )DCE( )Q</b>	303.	500.
	Use with 60" and wider overhead	49"	4"	1 1/2"	<b>LL2T5E49( )DCE( )Q</b>	348.	516.



left hand shown

Order Code	Specification Information	Application Notes
Example: <b>LL2T5E19SDCSLQ</b>	<i>Specify:</i>	Task lights mount into the recess in the underside of overhead cabinets and shelves at least 6" wider than task light width.
<b>LL2</b> Task Light	Width - Task Lights mount in cabinets and shelves at least 5" wider than light width.	Task lights include T5 cool white (4100K) fluorescent lamp, electronic ballast, prismatic lens, rocker switch, one cord exit management clip and mounting hardware.
<b>T5</b> T5 lamp	1. Type: (S) Standard (A) Advanced	Task light cordset is center exit. On smaller units cord exit is off-center, but still not handed.
<b>E</b> Electronic ballast	2. Handedness: L= Left handed ( male plug on user's left side) R=Right handed ( male plug on user's right side)	Task lights are TCLP compliant and meet requirements of California Title 24.
<b>19</b> Width	All housings are black.	Advanced task lights are fitted with ballast and lamp compliant with LEED requirements.
<b>S</b> Standard		
<b>DC</b> Daisy chain		
<b>S</b> Starter		
<b>L</b> Left handed		
<b>Q</b> Special		

## Wood Finishes:

### V1 Techwood

Y316	Maple
Y319	Cherry
Y323	Medium Walnut
Y326	Dark Mahogany
Y327	Light Oak
Y329	Medium Oak
Y341	Wenge *
Y342	Medium Teak *
Y343	Dark Grey Oak *
Y344	Espresso
Y851	Black Oak
Y811	Natural
Y821	Blond Maple
Y831	Light Cherry

\*Not available on Reff optional Edges and Waterfall Edge.

### V1 - Techwood Surface with matching synthetic edge:

Options applicable for 1/4" thick worksurfaces with standard flat edge only.

S319	Cherry
S316	Maple
S323	Medium Walnut

### V2 Natural Veneers/Premium Techwood Veneers

V312	Bronze Cherry
V316	Maple
V411	Light Walnut
V415	Peacock Green Walnut
V417	Old English Walnut
V418	Smoked Walnut
V433	Light Fawn Cherry
V436	Medium Brown Cherry
V439	Straight Anigre
V440	Natural Hemlock (QC)
Y871	Iced Sycamore (Open pore)

Y841	Ebony (Open pore)
Y861	Grigio (Open pore)

(all above V2's are flat cut)

V421	Chalk Oak
V423	Light Oak
V425	Amber Oak
V427	Brown Oak

(all V2 Oak's are rift cut)

### V2 Natural Veneer with synthetic edge

Options applicable for 1/4" thick worksurfaces with standard flat edge only.

R319	Medium Cherry
R315	Light Cherry
R316	Light Maple
R323	Medium Walnut
R415	Peacock Green Walnut
R417	Old English Walnut
R421	Chalk Oak
R427	Brown Oak
R312	Bronze Cherry

### V3 Premium Veneer

V512	Figured Anigre
V514	Makore
V515	Figured Sycamore
V517	Natural Sapele
V518	Natural Chestnut

### Glass Options:

TEMP	Clear Tempered (G1)
Architectural Glass Options: (G2)	

GL13	Powder
GL8	Wafer
GL6	Block Matrix

### Back Painted Glass (G3)

GL11	Back Painted Black
GL15	Back Painted Medium Grey
GL18	Back Painted White
GL14	Folkstone Grey

### Colored Glass (G3)

GL35	Grey
GL85	Star Clear

### Locks

Black and Silver

## Laminate

Matching edge band unless noted otherwise

111	Jet Black
114	Folkstone Grey
115	Medium Grey
117	Soft Grey
118	Bright White
119	Pumice
121	Micro Grey with 114 Folkstone grey edge band
122	Brushed Sand with 119 Pumice edge band
123	Brushed Grey with 128 Fog edge band
124	Medium Chery *
125	Natural Maple *
126	Natural Cherry *
127	Walnut *
128	Fog
129	Micro Sand with 119 Pumice edge band

\*Woodgrain Laminate. Not available on all components.

### Paint Classifications:

Upcharge as applicable for paint class noted on applicable product pages

<b>P1</b>	
111	Jet Black
112	Brown
113	Dark Grey
114	Folkstone Grey
115	Medium Grey
116	Sandstone
117	Soft Grey

<b>P2</b>	
611	Beige Mist Metallic
612	Medium Metallic Grey

<b>P3</b>	
118	Bright White
613	Silver
PD	Polish Chrome
PT	Brushed Pewter
PN	Black Nickel
PU	Satin Nickel
AN	Anodized Black
AP	Anodized Polished
AU	Anodized Satin
AA	Anodized Aluminum

See matrix next page for finishes applicable by component

### Forbo

851	Biscuit
852	Sky Blue
853	Stone
854	Cinnamon
855	Heather Blue

### Solid Surface

AW	Artic White
----	-------------

## Mixed Finishes: (where applicable for work surfaces only)

To order mixed finishes, enter four digit finish code as follows:

Use 2 digit prefix to indicate surface finish (laminate)

11	Jet Black
14	Folkstone Grey
17	Soft Grey
18	Bright White
19	Pumice
21	Micro Grey
22	Brushed Sand
23	Brushed Grey
28	Fog
29	Micro Sand

Use 2 digit suffix to indicate edge finish (wood)

12	for V312
16	for V316, Y316
Y9	for Y319
Y3	for Y323
26	for Y326
27	for Y327
29	for Y329
43	for V433
45	for V415
46	for V436
47	for V417
48	for V418
49	for V449
52	for V512
54	for V514
55	for V515
57	for V517
61	for V411
71	for V421
73	for V423
75	for V425
77	for V427
85	for Y851
Y1	for Y341
62	for Y342
44	for Y344

### Example:

For a Micro Grey laminate surface with Bronzed Cherry edge, enter finish code 2112

For a Jet Black laminate surface with Light Maple edge, enter finish code 1116

**Fabric Options**

*Grade 10*

Bailey II (W359) ø  
 Broadcloth (W288)  
 Foundation (W351)  
 Growth Spurt (W692)  
 Newbury (W812) ø  
 Solid Crepe (W257) ø  
 Symbolic Detail (W693)  
 Tailor Made (W133)  
 Versatility (W432)

*Grade 15*

Regency (W210)

*Grade 20*

Banyan (W443)  
 Bauhaus Block (W296A)  
 Circle Line (W1146)  
 Clarity (W281)  
 Criss Cross (W305)  
 Devon (W809) ø  
 Labyrinth (W352)  
 Melbourne (W228)  
 Outback (W229)  
 Reflect (W884) ø  
 Resolution (W280)  
 Walkabout (W230)  
 Weave Three (W298)

*Grade 30*

Basket Draft (W249)  
 Flow (W565)  
 Harmony (W232)  
 Interknit (W1090)  
 Match Point (W1145)  
 Micro (W465)\*  
 Progression (W403)  
 Raku Cloth (W566) ø  
 Relay (W1020) ▲

*Grade 40*

Clarkson (W1218)  
 Ornament (W1078)  
 Palladium (W1030)  
 Sennit (W337)  
 Spinoff Nuance (W319)

*Grade 45*

Casual Elegance (W920)  
 Dristi (K872)\* ø

*\*with backing only*

▲ Monolithic panels and tackboards only

ø May not be available in all colors.

*The following textiles are approved for use on Reff panels. Consult Knoll representative for pricing:*

*Grade 50*

Knoll Hopsack (K1206)  
 Ricochet (W498)

*Grade 55*

Knoll Felt (K1207)  
 Transition (W816)

**Customers Own Material**

Prices for panels that are to be manufactured with a customer supplied fabric will follow Grade 10 panel pricing.

COM fabrics are subject to a testing charge prior to acceptance for use on Reff panels. Panels bearing COM fabrics are subject to extended leadtimes. It is the responsibility of the customer's purchasing agent to ensure COM fabric is supplied for testing and manufacturing. Delays in receiving COM fabric for manufacturing will result in rescheduled delivery dates.

When specifying panel/fabrics use the following format to denote location on a tiled panel.

Side 1		Side 2
1E	Top of Panel	2E
1D		2D
1C		2C
1B		2B
1A	Bottom of Panel	2A

(Side 1 is always the inside of the workstation.)

Panels with beltway one side: assume the beltway is on SIDE 1 of the panel.

**Non-Wood Finishes**

26 1/2" h planning Finishes	Panel Tiles, Worksurfaces & Components	Panel Top Trims Window Frames	Panel Base Side Plates	Panel Beltway Side Plates*	Leg and Bases	Interaction Style Legs	Pulls	Grommets
	Jet Black	111	111	111	111	111	111	111
Dark grey	n/a	113	113	113	113	113	n/a	113
Medium grey	115	115	115	115	115	115	115	115
Soft grey	117	117	117	117	117	117	n/a	117
Folkstone grey	114	114	114	114	114	114	n/a	114
Pumice	119	119	119	119	119	119	n/a	119
Sandstone	n/a	116	116	116	116	116	n/a	116
Brown	n/a	112	112	112	112	112	112	112
Medium metallic grey	n/a	612	612	612	612	612	612	612
Silver	n/a	613	613	613	613	613	613	613
Bright White	118	118	118	118	118	118	118	118
Beige metallic mist	n/a	611	611	611	611	611	611	611
Micro Grey *	121	n/a	n/a	n/a	n/a	n/a	n/a	n/a
Brushed Sand *	122	n/a	n/a	n/a	n/a	n/a	n/a	n/a
Brushed Grey *	123	n/a	n/a	n/a	n/a	n/a	n/a	n/a
Fog	128	n/a	n/a	n/a	n/a	n/a	n/a	n/a
Micro Sand *	129	n/a	n/a	n/a	n/a	n/a	n/a	n/a
<b>Plated Finishes</b>								
Satin brass	n/a	n/a	PZ	n/a	PZ	n/a	PZ●	PZ
Brushed pewter	n/a	n/a	PT	n/a	PT	n/a	PT●	PT
Polished chrome	n/a	n/a	PD	n/a	PD	n/a	n/a	PD

n/a = not available

\* = matching edge band not available, also not optional for panel tiles or components, worksurfaces only

● PZ and PT Pulls only for 'D' Pulls.

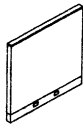

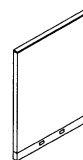


# Reff Panels

## Monolithic

### 34", 42" and 49" high

Standard Specials Systems

description	h	w	pattern no.	V1	V2	V3
Wood/Wood Regular Acoustics		18"	QR3B0P (11/22/33) 3418 ( ) ( )	\$854.	\$877.	\$1,183.
		20"	QR3B0P (11/22/33) 3420 ( ) ( )	854.	877.	1,183.
		24"	QR3B0P (11/22/33) 3424 ( ) ( )	912.	936.	1,263.
		30"	QR3B0P (11/22/33) 3430 ( ) ( )	976.	1,004.	1,357.
		36"	QR3B0P (11/22/33) 3436 ( ) ( )	1,038.	1,068.	1,441.
		42"	QR3B0P (11/22/33) 3442 ( ) ( )	1,196.	1,230.	1,660.
		48"	QR3B0P (11/22/33) 3448 ( ) ( )	1,242.	1,278.	1,724.
	42"	18"	QR3B0P (11/22/33) 4218 ( ) ( )	755.	779.	1,051.
		20"	QR3B0P (11/22/33) 4220 ( ) ( )	755.	779.	1,051.
		24"	QR3B0P (11/22/33) 4224 ( ) ( )	767.	788.	1,065.
		30"	QR3B0P (11/22/33) 4230 ( ) ( )	919.	947.	1,279.
		36"	QR3B0P (11/22/33) 4236 ( ) ( )	996.	1,023.	1,381.
		42"	QR3B0P (11/22/33) 4242 ( ) ( )	1,110.	1,137.	1,535.
		48"	QR3B0P (11/22/33) 4248 ( ) ( )	1,216.	1,251.	1,690.
		60"	QR3B0P (11/22/33) 4260 ( ) ( ) *	1,324.	1,361.	1,838.
		66"	QR3B0P (11/22/33) 4266 ( ) ( ) *	1,373.	1,412.	1,908.
	49"	18"	QR3B0P (11/22/33) 4918 ( ) ( )	839.	863.	1,165.
		20"	QR3B0P (11/22/33) 4920 ( ) ( )	839.	863.	1,165.
		24"	QR3B0P (11/22/33) 4924 ( ) ( )	863.	947.	1,279.
		30"	QR3B0P (11/22/33) 4930 ( ) ( )	1,038.	1,068.	1,441.
		36"	QR3B0P (11/22/33) 4936 ( ) ( )	1,121.	1,153.	1,555.
		42"	QR3B0P (11/22/33) 4942 ( ) ( )	1,237.	1,273.	1,718.
		48"	QR3B0P (11/22/33) 4948 ( ) ( )	1,400.	1,435.	1,938.
		60"	QR3B0P (11/22/33) 4960 ( ) ( ) *	1,510.	1,552.	2,095.
		66"	QR3B0P (11/22/33) 4966 ( ) ( ) *	1,559.	1,565.	2,112.
		72"	QR3B0P (11/22/33) 4972 ( ) ( ) *	1,608.	1,654.	2,232.

Reff System



Order Code	Specification Information	Application Notes
Example: <b>QR3B0PLL3418-A4K</b>	<i>To order please specify pattern number including:</i>	
<b>QR3</b> Reff Generation 3 Special	1. Top trim profile	1. Top trim profile: A = Flat B = Square C = Bullnose E = Extruded aluminum, anodized finish only
<b>B0</b> No Beltway	2. Base height	2. Base height: 4 = 4" base height 6 = 6" base height (add \$47 per panel for this option)
<b>P</b> Monolithic panel	3. Knockout option (K = with knockouts, N = without knockouts)	Applicable finishes are listed on page 95 and 96.
<b>LL</b> Laminage on both sides	4. Panel side 1 finish(s) inside	Product on this page will accept wood grain laminate where laminate is currently an option.
<b>34</b> 34" high	5. Panel side 2 finish(s) outside	Panel product is subject to a 10% upcharge on Laminate/Laminate base panel price.
<b>18</b> 18" wide	6. Top trim finish	
<b>(A)</b> Flat style top trim	7. Base finish	
<b>(4)</b> 4" base height	8. <i>Optional:</i> specify (M) for panel frame to be milled for ported components. \$14 list upcharge applicable	
<b>(K)</b> Include knockouts in base		
<b>118</b> Laminate selection - side 1		All panels on this page accept stacking modules except those indicated with an asterisk.
<b>118</b> Laminate selection - side 2		6" Raceway option increases panel height by 2 3/4".
<b>V316</b> Maple (top trim finish)		All panels on this page have no high acoustical option or Beltway option.
<b>118</b> Bright White (base finish)		Product on this page can be attached to posts 34"H, other 34", 42", 49", 64", and 79" panels without beltway. To attach 34"H panels to Beltway posts over 34"H, order appropriate attachment kit from standard Reff price list.
		79"H hookstrip reveal strips are ordered separately from page the standard Reff price list at no charge.
		* These panel widths do not accept stacking modules.

# Reff Panels

## Monolithic

### 64" and 79" high

Standard Specials Systems

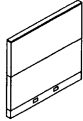
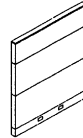
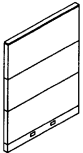
description	h	w	pattern no.	V1	V2	V3
Wood/Wood Regular Acoustics		18"	QR3B0P (11/22/33) 6418 ( ) ( )	\$999.	\$1,025.	\$1,384.
		20"	QR3B0P (11/22/33) 6420 ( ) ( )	999.	1,025.	1,384.
		24"	QR3B0P (11/22/33) 6424 ( ) ( )	1,091.	1,122.	1,514.
		30"	QR3B0P (11/22/33) 6430 ( ) ( )	1,236.	1,272.	1,717.
		36"	QR3B0P (11/22/33) 6436 ( ) ( )	1,333.	1,373.	1,854.
		42"	QR3B0P (11/22/33) 6442 ( ) ( )	1,477.	1,521.	2,053.
		48"	QR3B0P (11/22/33) 6448 ( ) ( )	1,663.	1,713.	2,313.
		60"	QR3B0P (11/22/33) 6460 ( ) ( ) *	1,803.	1,854.	2,501.
		66"	QR3B0P (11/22/33) 6466 ( ) ( ) *	1,864.	1,917.	2,589.
		72"	QR3B0P (11/22/33) 6472 ( ) ( ) *	1,926.	1,982.	2,676.
		18"	QR3B0P (11/22/33) 7918 ( ) ( ) *	1,257.	1,296.	1,748.
		20"	QR3B0P (11/22/33) 7920 ( ) ( ) *	1,254.	1,296.	1,748.
		24"	QR3B0P (11/22/33) 7924 ( ) ( ) *	1,376.	1,416.	1,912.
		30"	QR3B0P (11/22/33) 7930 ( ) ( ) *	1,554.	1,600.	2,158.
		36"	QR3B0P (11/22/33) 7936 ( ) ( ) *	1,690.	1,741.	2,349.
		42"	QR3B0P (11/22/33) 7942 ( ) ( ) *	1,873.	1,926.	2,601.
		48"	QR3B0P (11/22/33) 7948 ( ) ( ) *	2,093.	2,153.	2,906.
		60"	QR3B0P (11/22/33) 7960 ( ) ( ) *	2,252.	2,319.	3,128.
		66"	QR3B0P (11/22/33) 7966 ( ) ( ) *	2,300.	2,365.	3,192.
		72"	QR3B0P (11/22/33) 7972 ( ) ( ) *	2,343.	2,413.	3,260.

Order Code	Specification Information	Application Notes
Example: <b>QR3B0PLL3418-A4K</b>	<i>To order please specify pattern number including:</i>	
<b>QR3</b> Reff Generation 3 Special	1. Top trim profile	1. Top trim profile: A = Flat B = Square C = Bullnose E = Extruded aluminum, anodized finish only
<b>B0</b> No Beltway	2. Base height	2. Base height: 4 = 4" base height 6 = 6" base height (add \$47 per panel for this option)
<b>P</b> Monolithic panel	3. Knockout option (K = with knockouts, N = without knockouts)	Applicable finishes are listed on page 95 and 96.
<b>LL</b> Laminate on both sides	4. Panel side 1 finish(s) inside	Product on this page will accept wood grain laminate where laminate is currently an option.
<b>34</b> 34" high	5. Panel side 2 finish(s) outside	Panel product is subject to a 10% upcharge on Laminate/Laminate base panel price.
<b>18</b> 18" wide	6. Top trim finish	
<b>(A)</b> Flat style top trim	7. Base finish	
<b>(4)</b> 4" base height	8. <i>Optional:</i> specify (M) for panel frame to be milled for ported components. \$14 list upcharge applicable	
<b>(K)</b> Include knockouts in base		
<b>118</b> Laminate selection - side 1		All panels on this page accept stacking modules.
<b>118</b> Laminate selection - side 2		6" Raceway option increases panel height by 2 3/4".
<b>V316</b> Maple (top trim finish)		All panels on this page have no high acoustical option or Beltway option except those indicated with an asterisk.
<b>118</b> Bright White (base finish)		Product on this page can be attached to posts 34"H, other 34", 42", 49", 64", and 79" panels without beltway. To attach 34"H panels to Beltway posts over 34"H, order appropriate attachment kit from the standard Reff price list.
		79"H hookstrip reveal strips are ordered separately from page standard Reff price list at no charge.
		* These panel widths do not accept stacking modules.

# Reff Panels

## Tiled

### 34", 42" and 49" High

description	h	w	pattern no.	V1	V2	V3
Wood/Wood Regular Acoustics		18"	<b>QR3B0T (11/22/33) 3418</b> ( ) ( )	\$950.	\$977.	\$1,320.
		20"	<b>QR3B0T (11/22/33) 3420</b> ( ) ( )	950.	977.	1,320.
		24"	<b>QR3B0T (11/22/33) 3424</b> ( ) ( )	1,016.	1,044.	1,409.
		30"	<b>QR3B0T (11/22/33) 3430</b> ( ) ( )	1,080.	1,109.	1,500.
		36"	<b>QR3B0T (11/22/33) 3436</b> ( ) ( )	1,143.	1,175.	1,587.
		42"	<b>QR3B0T (11/22/33) 3442</b> ( ) ( )	1,300.	1,337.	1,807.
		48"	<b>QR3B0T (11/22/33) 3448</b> ( ) ( )	1,340.	1,379.	1,862.
	42"	18"	<b>QR3B0T (11/22/33) 4218</b> ( ) ( )	1,068.	1,097.	1,481.
		20"	<b>QR3B0T (11/22/33) 4220</b> ( ) ( )	1,068.	1,097.	1,481.
		24"	<b>QR3B0T (11/22/33) 4224</b> ( ) ( )	1,134.	1,166.	1,575.
		30"	<b>QR3B0T (11/22/33) 4230</b> ( ) ( )	1,212.	1,246.	1,682.
		36"	<b>QR3B0T (11/22/33) 4236</b> ( ) ( )	1,280.	1,315.	1,777.
		42"	<b>QR3B0T (11/22/33) 4242</b> ( ) ( )	1,429.	1,467.	1,982.
		48"	<b>QR3B0T (11/22/33) 4248</b> ( ) ( )	1,497.	1,539.	2,078.
	49"	18"	<b>QR3B0T (11/22/33) 4918</b> ( ) ( )	1,194.	1,229.	1,659.
		20"	<b>QR3B0T (11/22/33) 4920</b> ( ) ( )	1,194.	1,229.	1,659.
		24"	<b>QR3B0T (11/22/33) 4924</b> ( ) ( )	1,267.	1,302.	1,757.
		30"	<b>QR3B0T (11/22/33) 4930</b> ( ) ( )	1,355.	1,394.	1,881.
		36"	<b>QR3B0T (11/22/33) 4936</b> ( ) ( )	1,429.	1,467.	1,982.
		42"	<b>QR3B0T (11/22/33) 4942</b> ( ) ( )	1,592.	1,639.	2,211.
		48"	<b>QR3B0T (11/22/33) 4948</b> ( ) ( )	1,673.	1,723.	2,326.

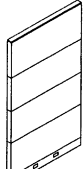
Reff System

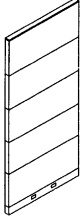
Order Code	Specification Information	Application Notes
<p>Example: <b>QR3B0TFF3418-A4K</b></p> <p><b>QR3</b> Reff Generation 3 Special</p> <p><b>B0</b> No Beltway</p> <p><b>T</b> Tiled panel</p> <p><b>FF</b> Fabric on both sides</p> <p><b>34</b> 34" high</p> <p><b>18</b> 18" wide</p> <p><b>A</b> Flat style top trim</p> <p><b>4</b> 4" base height</p> <p><b>K</b> Include knockouts in base</p> <p><b>W281</b> Fabric selection - side 1</p> <p><b>W281</b> Fabric selection - side 2</p> <p><b>V316</b> Maple (top trim finish)</p> <p><b>111</b> Jet Black (base finish)</p>	<p><i>To order please specify pattern number including:</i></p> <ol style="list-style-type: none"> <li>Top trim profile</li> <li>Base height</li> <li>Knockout option (K = with knockouts, N = without knockouts)</li> <li>Panel side 1 finish(s) inside</li> <li>Panel side 2 finish(s) outside</li> <li>Top trim finish</li> <li>Base finish</li> <li><i>Optional:</i> specify (M) for panel frame to be milled for ported components. \$14 list upcharge applicable</li> </ol> <p><i>1. Top trim profile:</i> A = Flat B = Square C = Bullnose E = Extruded Aluminum, anodized</p> <p><i>2. Base height:</i> 4 = 4" base height 6 = 6" base height (add \$47 per panel)</p> <p><i>3. Tile divider: (E option) applies to both sides</i></p>	<p>34" h add per panel: \$28 for 18w and 20w \$30 for 24w and 30w \$32 for 36w and 42w \$44 for 48w</p> <p>42" h add per panel: \$50 for 18w and 20w \$56 for 24w and 30w \$68 for 36w and 42w \$84 for 48w</p> <p>49" h add per panel: \$50 for 18w and 20w \$56 for 24w and 30w \$68 for 36w and 42w \$84 for 48w</p> <p>All panels on this page accept stacking modules.</p> <p>6" Raceway option increases panel height by 2 3/4".</p> <p>Applicable finishes are listed on page 95 and 96.</p> <p>Product on this page will accept wood grain laminate where laminate is currently an option. Panel product is subject to a 10% upcharge on Laminate/Laminate base panel price.</p> <p>All panels on this page have no high acoustical option or Beltway option. Product on this page can be attached to posts 34"H, other 34", 42", 49", 64", and 79" panels without beltway. To attach 34" high panels to Beltway posts, order appropriate attachment kits from page standard Reff price list.</p> <p>The panels on this page will accept stacking modules to increase their height on 18" to 48"W panels only. The 60" to 72"W panels will not accept stacking modules on top of themselves.</p> <p>79"H hookstrip reveal strips are ordered separately from standard Reff price list at no charge.</p>

# Reff Panels

## Tiled

### 64" and 79" High

description	h	w	pattern no.	V1	V2	V3
Wood/Wood Regular Accoustics		18"	<b>QR3B0T (11/22/33) 6418 ( ) ( )</b>	\$1,397.	\$1,436.	\$1,939.
		20"	<b>QR3B0T (11/22/33) 6420 ( ) ( )</b>	1,397.	1,436.	1,939.
		24"	<b>QR3B0T (11/22/33) 6424 ( ) ( )</b>	1,480.	1,523.	2,056.
		30"	<b>QR3B0T (11/22/33) 6430 ( ) ( )</b>	1,578.	1,621.	2,190.
		36"	<b>QR3B0T (11/22/33) 6436 ( ) ( )</b>	1,662.	1,712.	2,309.
		42"	<b>QR3B0T (11/22/33) 6442 ( ) ( )</b>	1,864.	1,917.	2,589.
		48"	<b>QR3B0T (11/22/33) 6448 ( ) ( )</b>	1,956.	2,013.	2,715.

	18"	<b>QR3B0T (11/22/33) 7918 ( ) ( )</b>	1,738.	1,787.	2,411.
	20"	<b>QR3B0T (11/22/33) 7920 ( ) ( )</b>	1,738.	1,787.	2,411.
	24"	<b>QR3B0T (11/22/33) 7924 ( ) ( )</b>	1,836.	1,890.	2,551.
	30"	<b>QR3B0T (11/22/33) 7930 ( ) ( )</b>	1,926.	1,982.	2,676.
	36"	<b>QR3B0T (11/22/33) 7936 ( ) ( )</b>	2,022.	2,081.	2,809.
	42"	<b>QR3B0T (11/22/33) 7942 ( ) ( )</b>	2,263.	2,327.	3,142.
	48"	<b>QR3B0T (11/22/33) 7948 ( ) ( )</b>	2,363.	2,432.	3,285.

#### Order Code

Example:	<b>QR3B0TFF3418-A4K</b>
<b>QR3</b>	Reff Generation 3 Special
<b>B0</b>	No Beltway
<b>T</b>	Tiled panel
<b>FF</b>	Fabric on both sides
<b>34</b>	34" high
<b>18</b>	18" wide
<b>A</b>	Flat style top trim
<b>4</b>	4" base height
<b>K</b>	Include knockouts in base
<b>W281</b>	Fabric selection - side 1
<b>W281</b>	Fabric selection - side 2
<b>V316</b>	Maple (top trim finish)
<b>111</b>	Jet Black (base finish)

To order please specify pattern number including:

1. Top trim profile
2. Base height
3. Knockout option  
(K = with knockouts,  
N = without knockouts)
4. Panel side 1 finish(s) inside
5. Panel side 2 finish(s) outside
6. Top trim finish
7. Base finish
8. *Optional:* specify (M) for panel frame to be milled for ported components. \$14 list upcharge applicable

1. *Top trim profile:*

A = Flat  
B = Square  
C = Bullnose  
E = Extruded Aluminum, anodized finish only

2. *Base height:*

4 = 4" base height  
6 = 6" base height (add \$47 per panel)

3. *Tile divider: (E option) applies to both sides*

64" h add per panel:  
\$78 for 18w and 20w  
\$86 for 24w and 30w  
\$96 for 36w and 42w  
\$124 for 48w

79" h add per panel:  
\$100 for 18w and 20w  
\$116 for 24w and 30w  
\$124 for 36w and 42w  
\$168 for 48w

All panels on this page accept stacking modules.

6" Raceway option increases panel height by 2 3/4".

Applicable finishes are listed on page 95 and 96.

Product on this page will accept wood grain laminate where laminate is currently an option.  
Panel product is subject to a 10% upcharge on Laminate/Laminate base panel price.

#### Application Notes

All panels on this page have no high acoustical option or Beltway option. Product on this page can be attached to posts 34"H, other 34", 42", 49", 64", and 79" panels without beltway. To attach 34" high panels to Beltway posts, order appropriate attachment kits from the standard Reff price list.


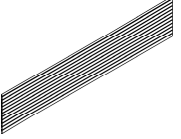
The panels on this page will accept stacking modules to increase their height on 18" to 48"W panels only. The 60" to 72"W panels will not accept stacking modules on top of themselves.

79"H hookstrip reveal strips are ordered separately from the standard Reff price list at no charge.

# Reff Panels

## Stacking modules and Slatwall

Standard Specials Systems

description	height	width	pattern no.	Paint	AA	V1	V2	V3
Wood/Wood Regular Acoustics 	8"	18"	QR3S (11/22/33) 0818 ( ) ( )			\$306.	\$314.	\$425.
	8"	20"	QR3S (11/22/33) 0820 ( ) ( )			306.	314.	425.
	8"	24"	QR3S (11/22/33) 0824 ( ) ( )			318.	325.	440.
	8"	30"	QR3S (11/22/33) 0830 ( ) ( )			352.	361.	487.
	8"	36"	QR3S (11/22/33) 0836 ( ) ( )			388.	401.	540.
	8"	42"	QR3S (11/22/33) 0842 ( ) ( )			418.	431.	582.
	8"	48"	QR3S (11/22/33) 0848 ( ) ( )			449.	462.	625.
	15"	18"	QR3S (11/22/33) 1518 ( ) ( )			411.	424.	572.
	15"	20"	QR3S (11/22/33) 1520 ( ) ( )			411.	424.	572.
	15"	24"	QR3S (11/22/33) 1524 ( ) ( )			432.	444.	599.
	15"	30"	QR3S (11/22/33) 1530 ( ) ( )			478.	490.	662.
	15"	36"	QR3S (11/22/33) 1536 ( ) ( )			520.	536.	724.
	15"	42"	QR3S (11/22/33) 1542 ( ) ( )			568.	585.	789.
	15"	48"	QR3S (11/22/33) 1548 ( ) ( )			609.	627.	846.
	Slatwall 	15"	18"	QR2 SLAT 1518 ( )	222.	265.		
15"		20"	QR2 SLAT 1520 ( )	236.	279.			
15"		24"	QR2 SLAT 1524 ( )	256.	301.			
15"		30"	QR2 SLAT 1530 ( )	308.	363.			
15"		36"	QR2 SLAT 1536 ( )	342.	405.			
15"		42"	QR2 SLAT 1542 ( )	396.	468.			
15"		48"	QR2 SLAT 1548 ( )	448.	529.			

Available in anodized aluminum (AA)& painted finishes  
Screws directly to panel frame

Reff System

Order Code	Specification Information	Application Notes
Example: <b>QR3SLL0820</b> <b>QR3</b> Reff Generation 3 <b>S</b> Stacking module <b>LL</b> Laminate/Laminate <b>08</b> 8" high <b>20</b> 20" wide <b>118</b> Laminate selection - side 1 <b>118</b> Laminate selection - side 2	To order please specify: 1. Pattern number including height and width 2. Panel side 1 finish 3. Panel side 2 finish	Product on this page will accept wood grain laminate where laminate is currently an option. Panel product is subject to a 10% upcharge on Laminate/Laminate base panel price.  * Not for use on 79"H panels. * * Suitable only for top of any panel. Cannot be stacked upon.  8"H module will not accept additional modules on top.  Use of 8" module on panel heights other than 34"H will require custom end trims and Hi-Lo parts.  Stacking modules on this page are high acoustic with a hard board septum and fiberglass.  Slatwall can be retrofitted on Reff panels only and is not compatible with other product lines.

# Reff Panels

## *Midspan Off-set T-connectors*

Standard Specials Systems

description	h	pattern no.	list
Mid-Span Connector	42"	<b>QS9G5875</b>	\$335.
To be used with Generation 3 panels only	49"	<b>QS9G5498</b>	359.
	64"	<b>QS9G5499</b>	469.
	79"	<b>QS9G5876</b>	507.
<i>attach mid-span of a panel</i>			
Offset T-connectors	42"	<b>QS994873</b>	461.
	49"	<b>QS9A8003</b>	488.
	64"	<b>QS9A8002</b>	527.
	79"	<b>QS9B2960</b>	565.

### Order Code

### Specification Information

### Application Notes

To be used in creating a panel run for visual separation only. Panels running off above connectors **are not loadbearing!**

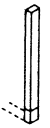
Spine panel must be 1 piece and not a stackable creation.

Perpendicular panel can be 1 piece made of stackable modules.

# Reff Panels

## End trim, base drape&base raceway

Standard Specials Systems

description	h	w	pattern no.	Profile (A/B/C)	Profile (E)	list
 End trim with hookstrip	57"		QR2ES4215( ) ( ) ( ) ( )	\$388.	\$269.	
	57"		QR2ES498( ) ( ) ( ) ( )	388.	269.	
	72"		QR2ES49158( ) ( ) ( ) ( )	474.	304.	
	72"		QR2ES648( ) ( ) ( ) ( )	474.	304.	
1" h base drape&rigidizer	1"	96"	QS990981			178.
2" h base drape&rigidizer	2"	96"	QS9A5986			350.
Base raceway with 2 extra date knockouts	4"	36"	QS9G2425			155.
	4"	42"	QS9G2320			177.
	4"	48"	QS9G2321			183.

Reff System

Order Code	Specification Information	Application Notes
Example: <b>QR2ES49158-A-6-V316-111</b> <b>QR2</b> Reff Generation 2 <b>ES</b> End trim <b>49158</b> 49+15+8=72" high <b>A</b> Flat profile <b>6</b> 6" base height <b>N</b> Non electrical base <b>V316</b> Trim finish, Maple <b>111</b> Jet Black (base finish)	<p>To order please specify pattern number including:</p> <p>End trim:</p> <ol style="list-style-type: none"> <li>Trim profile  <i>A = flat</i>  <i>B = square</i>  <i>C = bullnose</i>  <i>E = extruded aluminum</i></li> <li>Base height option  <i>4 = 4"</i>  <i>6 = 6"</i></li> <li>Base type  <i>E = electrical entry</i>  <i>N = standard base</i></li> <li>Finish, end trim  <i>If profile A, B or C specify V1, V2, V3 or painted to match laminate</i>  <i>If profile E specify AA-anodized aluminum or painted finish from page 0 excluding silver</i></li> <li>Finish, end trim base  <i>painted or plated finish</i></li> </ol>	<p><b>Add \$24 list for each end trim with 6"H base option.</b> Does not apply to hi-lo end trims as they have no base.</p> <p>E profile end trim does not have base detail, but base height 4 or 6 required to determine overall height.</p> <p>End trim is for combination of panel and stackable module.</p> <p>Eg. QR2ES49158 is a 72" high end trim for a 49" h panel + 15" h stackable + 8" h stackable module. End trim for other panel combinations must be quoted thru custom product development.</p> <p>Base drape is for preventing light gap at base of a panel of a panel. Available in 8ft length and can be cut in field. Black finish only.</p> <p>Base raceway has 4 knockouts: 2 knockouts for electrical at standard location, 2 knockouts for date/communication at special location (5 3/4" from each end). Includes 4 standard knockout cover plates.</p> <p>Other panel widths are not available with extra data knockouts.</p>

# Reff Panels

## *U-channel wall starter cover*

Standard Specials Systems

description	h	w	d	pattern no.	list
U-channel wall starter cover (does not cover hookstrip)	34"	2 1/2"	13/16"	<b>QRWSU34( )()</b>	\$433.
	42"	2 1/2"	13/16"	<b>QRWSU42( )()</b>	530.
	49"	2 1/2"	13/16"	<b>QRWSU49( )()</b>	620.
	64"	2 1/2"	13/16"	<b>QRWSU64( )()</b>	813.
	79"	2 1/2"	13/16"	<b>QRWSU79( )()</b>	1,000.
U-channel wall starter cover (covers hookstrip)	34"	2 1/2"	1 1/16"	<b>QRWSUH34( )()</b>	433.
	42"	2 1/2"	1 1/16"	<b>QRWSUH42( )()</b>	530.
	49"	2 1/2"	1 1/16"	<b>QRWSUH49( )()</b>	620.
	64"	2 1/2"	1 1/16"	<b>QRWSUH64( )()</b>	813.
	79"	2 1/2"	1 1/16"	<b>QRWSUH79( )()</b>	1,000.
U-channel wall starter cover Field to ceiling	21"	2 1/2"	1 1/16"	<b>QRFCWSUH21()</b>	275.
	25"	2 1/2"	1 1/16"	<b>QRFCWSUH25()</b>	323.
	37"	2 1/2"	1 1/16"	<b>QRFCWSUH37()</b>	469.

### Order Code

Example: <b>QRWSUH79-6-111</b>	
<b>QR</b>	Reff
<b>WS</b>	Wall starter
<b>U</b>	U-channel cover
<b>H</b>	Hookstrip portion covered
<b>6</b>	6" base height
<b>111</b>	Paint finish, jet black

### Specification Information

*To order please specify pattern number including:*

1. Base height option  
4 = 4"  
6 = 6" (add \$24 for this option)
2. Paint finish only

### Application Notes

The U-channel is for covering up a wall starter. Hookstrip portion can be covered as well. Please note that if hookstrip portion is covered, panel-hung components and brackets cannot be used.

The U-channel is placed between drywall and wall starter. Slots in channel align with pre-drilled holds on wall on wall starter to allow for in-field leveling. There is an electrical entry at base of channel.

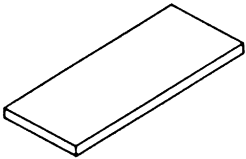
Field to ceiling wall starter cover is intended for 4" h base wall starter only.



# Reff Worksurfaces

## 1 1/4" thick straight rectilinear

Standard Specials Systems

description	d	w	pattern no.	L	M/V1	V2	V3
Straight rectilinear work top 	20"	16"	<b>QRSA161-N-()*</b>	\$376.	\$410.	\$471.	\$637.
		102"	<b>QRSA1021-()()</b>	736.	796.	916.	1,236.
		108"	<b>QRSA1081-()()</b>	799.	860.	989.	1,335.
		114"	<b>QRSA1141-()()</b>	863.	923.	1,062.	1,433.
		120"	<b>QRSA1201-()()</b>	926.	987.	1,134.	1,532.
	24"	16"	<b>QRSA162-N-()*</b>	394.	431.	494.	668.
		102"	<b>QRSA1022-()()</b>	814.	881.	1,014.	1,369.
		108"	<b>QRSA1082-()()</b>	877.	945.	1,087.	1,466.
		114"	<b>QRSA1142-()()</b>	940.	1,007.	1,159.	1,565.
		120"	<b>QRSA1202-()()</b>	1,003.	1,071.	1,232.	1,662.
	30"	16"	<b>QRSA163-N-()*</b>	432.	469.	540.	727.
		102"	<b>QRSA1023-()()</b>	864.	938.	1,078.	1,456.
		108"	<b>QRSA1083-()()</b>	927.	1,001.	1,152.	1,554.
		114"	<b>QRSA1143-()()</b>	991.	1,065.	1,225.	1,653.
		120"	<b>QRSA1203-()()</b>	1,054.	1,128.	1,298.	1,752.
	36"	48"	<b>QRSA484-()()</b>	723.	789.	906.	1,225.
		54"	<b>QRSA544-()()</b>	748.	817.	939.	1,268.
		78"	<b>QRSA784-()()</b>	863.	937.	1,077.	1,454.
		84"	<b>QRSA844-()()</b>	926.	1,000.	1,151.	1,553.
		90"	<b>QRSA904-()()</b>	990.	1,064.	1,224.	1,652.
		96"	<b>QRSA964-()()</b>	1,053.	1,127.	1,297.	1,749.
		102"	<b>QRSA1024-()()</b>	1,117.	1,191.	1,369.	1,848.
		108"	<b>QRSA1084-()()</b>	1,179.	1,254.	1,441.	1,946.
		114"	<b>QRSA1144-()()</b>	1,243.	1,317.	1,514.	2,045.
		120"	<b>QRSA1204-()()</b>	1,306.	1,380.	1,587.	2,143.

\* For creating freestanding pedestal using standard Reff pedestal. Counterweights must be ordered separately.

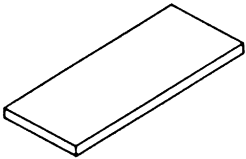
Order Code	Specification Information	Application Notes
Example: <b>QRSA903RL</b>	<i>To order please specify pattern number including:</i>	Product on this page will accept woodgrain laminate where laminate is currently an option. List price for woodgrain laminate options will be current published laminate list price plus 10%.
<b>QR</b> Reff Standard Special	1. Top thickness	
<b>S</b> Straight top	2. Grommet option	Applicable finishes are listed on page 95 and 96.
<b>A</b> 1 1/4" thick	3. Top finish type	
<b>90</b> 90" wide	4. Top finish	<b>Knoll accepts no responsibility for special grommet locations which interfere with support or other hardware. All requests for special grommet locations must be approved through custom product development.</b>
<b>3</b> 30" deep	5. Grommet finish	
<b>R</b> Recessed grommet location	1. <i>Thickness options:</i> A = 1 1/4"	<b>Actual widths of worksurfaces are 1/8" less than nominal dimension. Actual depth is 1/8" less.</b>
<b>L</b> Laminate finish	2. <i>Grommet options:</i> N = No grommets F = Flush front grommet location R = Recessed front (not recommended for 20"D and 24"D tops) A = Alternate location (for 36"D tops only)	
<b>114</b> Folkstone grey	3. <i>Finish type:</i> L = Laminate M = Wood/laminate mixed	
<b>111</b> Jet Black (grommet)	1 = V1 2 = V2 3 = V3	

Reff System

# Reff Worksurfaces

## 1 1/4" thick straight rectilinear + Post

Standard Specials Systems

description	d	w	pattern no.	lam.	M/V1	V2	V3
Straight rectilinear work top + Post 	20"	26 1/2"	QRSAP261-()()	\$412.	\$451.	\$518.	\$699.
		32 1/2"	QRSAP321-()()	436.	476.	546.	739.
		38 1/2"	QRSAP381-()()	452.	497.	573.	773.
		44 1/2"	QRSAP441-()()	476.	515.	592.	799.
		50 1/2"	QRSAP501-()()	493.	536.	616.	832.
		56 1/2"	QRSAP561-()()	534.	580.	666.	899.
		62 1/2"	QRSAP621-()()	546.	597.	688.	928.
		68 1/2"	QRSAP681-()()	578.	629.	723.	976.
		74 1/2"	QRSAP741-()()	585.	636.	731.	987.
		80 1/2"	QRSAP801-()()	619.	681.	783.	1,056.
		86 1/2"	QRSAP861-()()	648.	707.	813.	1,097.
		92 1/2"	QRSAP921-()()	673.	733.	843.	1,138.
		98 1/2"	QRSAP981-()()	736.	796.	916.	1,236.
104 1/2"	QRSAP1041-()()	799.	860.	989.	1,335.		
110 1/2"	QRSAP1101-()()	863.	923.	1,062.	1,433.		
24"	26 1/2"	QRSAP262-()()	448.	486.	559.	755.	
	32 1/2"	QRSAP322-()()	462.	509.	585.	790.	
	38 1/2"	QRSAP382-()()	481.	522.	602.	812.	
	44 1/2"	QRSAP442-()()	511.	562.	647.	873.	
	50 1/2"	QRSAP502-()()	546.	597.	688.	928.	
	56 1/2"	QRSAP562-()()	589.	643.	740.	998.	
	62 1/2"	QRSAP622-()()	605.	662.	762.	1,028.	
	68 1/2"	QRSAP682-()()	634.	691.	795.	1,073.	
	74 1/2"	QRSAP742-()()	662.	724.	833.	1,125.	
	80 1/2"	QRSAP802-()()	690.	755.	867.	1,171.	
	86 1/2"	QRSAP862-()()	724.	788.	905.	1,224.	
	92 1/2"	QRSAP922-()()	750.	818.	940.	1,270.	
	98 1/2"	QRSAP982-()()	814.	881.	1,014.	1,369.	
104 1/2"	QRSAP1042-()()	877.	945.	1,087.	1,466.		
110 1/2"	QRSAP1102-()()	940.	1,007.	1,159.	1,565.		
30"	26 1/2"	QRSAP263-()()	485.	528.	608.	820.	
	32 1/2"	QRSAP323-()()	520.	570.	656.	885.	
	38 1/2"	QRSAP383-()()	542.	591.	681.	918.	

### Order Code

Example:	QRSAP263RL
<b>QR</b>	Reff Standard Special
<b>S</b>	Straight top
<b>A</b>	1 1/4" thick
<b>P</b>	Post
<b>26</b>	26 1/2" wide
<b>3</b>	30" deep
<b>R</b>	Recessed grommet location
<b>L</b>	Laminate finish
<b>114</b>	Folkstone grey
<b>111</b>	Jet Black (grommet)

### Specification Information

To order please specify pattern number including:

1. Top thickness
2. Grommet option
3. Top finish type
4. Top finish
5. Grommet finish

1. Thickness options:  
A = 1 1/4"

2. Grommet options:  
N = No grommets  
F = Flush front grommet location  
R = Recessed front (not recommended for 20"D and 24"D tops)  
A = Alternate location (for 36"D tops only)

3. Finish type:  
L = Laminate  
M = Wood/laminate mixed  
1 = V1  
2 = V2  
3 = V3

### Application Notes

Product on this page will accept woodgrain laminate where laminate is currently an option. List price for woodgrain laminate options will be current published laminate list price plus 10%.

Applicable finishes are listed on page 95 and 96.

**Knoll accepts no responsibility for special grommet locations which interfere with support or other hardware. All requests for special grommet locations must be approved through custom product development.**

**Actual widths of worksurfaces are 1/8" less than nominal dimension. Actual depth is 1/8" less.**

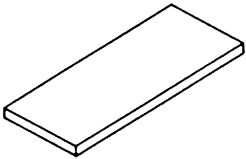
Products on this page are shipped without hardware which must be ordered separately from the support components section.

1 1/4" tops require support at mid point to reduce spans to 48" or less.

# Reff Worksurfaces

## 1 1/4" thick straight rectilinear + Post

Standard Specials Systems

description	d	w	pattern no.	lam.	M/V1	V2	V3
Straight rectilinear work top + Post 	30"	44 1/2"	QRSAP443-()()	\$580.	\$632.	\$726.	\$981.
		50 1/2"	QRSAP503-()()	627.	684.	787.	1,062.
		56 1/2"	QRSAP563-()()	649.	709.	815.	1,100.
		62 1/2"	QRSAP623-()()	661.	723.	832.	1,123.
		68 1/2"	QRSAP683-()()	681.	741.	851.	1,149.
		74 1/2"	QRSAP743-()()	711.	776.	892.	1,204.
		80 1/2"	QRSAP803-()()	739.	808.	928.	1,252.
		86 1/2"	QRSAP863-()()	774.	844.	970.	1,309.
		92 1/2"	QRSAP923-()()	800.	874.	1,005.	1,358.
		98 1/2"	QRSAP983-()()	864.	938.	1,078.	1,456.
		104 1/2"	QRSAP1043-()()	927.	1,001.	1,152.	1,554.
		110 1/2"	QRSAP1103-()()	991.	1,065.	1,225.	1,653.

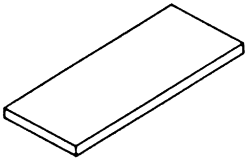
Reff System

Order Code	Specification Information	Application Notes
Example: <b>QRSAP263RL</b> <b>QR</b> Reff Standard Special <b>S</b> Straight top <b>A</b> 1 1/4" thick <b>P</b> Post <b>26</b> 26 1/2" wide <b>3</b> 30" deep <b>R</b> Recessed grommet location <b>L</b> Laminate finish <b>114</b> Folkstone grey <b>111</b> Jet Black (grommet)	To order please specify pattern number including: 1. Top thickness 2. Grommet option 3. Top finish type 4. Top finish 5. Grommet finish  1. Thickness options: A = 1 1/4"  2. Grommet options: N = No grommets F = Flush front grommet location R = Recessed front (not recommended for 20"D and 24"D tops) A = Alternate location (for 36"D tops only)  3. Finish type: L = Laminate M = Wood/laminate mixed 1 = V1 2 = V2 3 = V3	Product on this page will accept woodgrain laminate where laminate is currently an option. List price for woodgrain laminate options will be current published laminate list price plus 10%.  Applicable finishes are listed on page 95 and 96.  <b>Knoll accepts no responsibility for special grommet locations which interfere with support or other hardware. All requests for special grommet locations must be approved through custom product development.</b>  <b>Actual widths of worksurfaces are 1/8" less than nominal dimension. Actual depth is 1/8" less.</b>  Products on this page are shipped without hardware which must be ordered separately from the support components section.  1 1/4" tops require support at mid point to reduce spans to 48" or less.

# Reff Worksurfaces

## 1 3/4" thick straight rectilinear

Standard Specials Systems

description	d	w	pattern no.	lam.	M/V1	V2	V3
Straight rectilinear work top 	20"	16"	<b>QRSB161-N-( )*</b>	\$488.	\$709.	\$815.	\$1,100.
		102"	<b>QRSB1021-( )()</b>	966.	1,371.	1,577.	2,128.
		108"	<b>QRSB1081-( )()</b>	1,029.	1,434.	1,649.	2,226.
		114"	<b>QRSB1141-( )()</b>	1,093.	1,498.	1,721.	2,325.
		120"	<b>QRSB1201-( )()</b>	1,156.	1,560.	1,794.	2,423.
	24"	16"	<b>QRSB162-N-( )*</b>	511.	742.	853.	1,152.
		102"	<b>QRSB1022-( )()</b>	1,020.	1,450.	1,668.	2,251.
		108"	<b>QRSB1082-( )()</b>	1,083.	1,513.	1,740.	2,349.
		114"	<b>QRSB1142-( )()</b>	1,146.	1,577.	1,813.	2,448.
		120"	<b>QRSB1202-( )()</b>	1,209.	1,640.	1,886.	2,546.
	30"	16"	<b>QRSB163-N-( )*</b>	611.	888.	1,021.	1,378.
		102"	<b>QRSB1023-( )()</b>	1,068.	1,524.	1,753.	2,367.
		108"	<b>QRSB1083-( )()</b>	1,131.	1,587.	1,825.	2,464.
		114"	<b>QRSB1143-( )()</b>	1,195.	1,651.	1,898.	2,563.
		120"	<b>QRSB1203-( )()</b>	1,258.	1,714.	1,971.	2,660.
	36"	48"	<b>QRSB484-( )()</b>	852.	1,238.	1,424.	1,923.
		54"	<b>QRSB544-( )()</b>	878.	1,273.	1,464.	1,976.
		78"	<b>QRSB784-( )()</b>	1,034.	1,471.	1,691.	2,282.
		84"	<b>QRSB844-( )()</b>	1,098.	1,534.	1,763.	2,381.
		90"	<b>QRSB904-( )()</b>	1,161.	1,597.	1,836.	2,479.
96"		<b>QRSB964-( )()</b>	1,225.	1,660.	1,910.	2,578.	
102"		<b>QRSB1024-( )()</b>	1,288.	1,723.	1,983.	2,676.	
108"		<b>QRSB1084-( )()</b>	1,351.	1,787.	2,055.	2,775.	
114"		<b>QRSB1144-( )()</b>	1,414.	1,850.	2,128.	2,873.	
120"		<b>QRSB1204-( )()</b>	1,478.	1,914.	2,200.	2,971.	

\* For creating freestanding pedestal using standard Reff pedestal. Counterweights must be ordered separately.

### Order Code

Example: <b>QRSB903RL</b>	
<b>QR</b>	Reff Standard Special
<b>S</b>	Straight top
<b>B</b>	1 3/4" thick
<b>90</b>	90" wide
<b>3</b>	30" deep
<b>R</b>	Recessed grommet location
<b>L</b>	Laminate finish
<b>114</b>	Folkstone grey
<b>111</b>	Jet Black (grommet)

To order please specify pattern number including:

1. Top thickness
  2. Grommet option
  3. Top finish type
  4. Top finish
  5. Grommet finish
1. Thickness options:  
B = 1 3/4"
2. Grommet options:  
N = No grommets  
F = Flush front grommet location  
R = Recessed front (not recommended for 20"D and 24"D tops)

3. Finish type:  
L = Laminate  
M = Wood/laminate mixed  
1 = V1  
2 = V2  
3 = V3

Applicable finishes are listed on page 95 and 96.

**Knoll accepts no responsibility for special grommet locations which interfere with support or other hardware. All requests for special grommet locations must be approved through custom product development.**

**Actual widths of worksurfaces are 1/16" less than nominal dimension. Actual depth is 1/8" less.**

1 3/4" thick laminate option is double post formed front and back, all others are edgebanded.

Products on this page are shipped without hardware which must be ordered separately from the support components section in standard Reff price list.

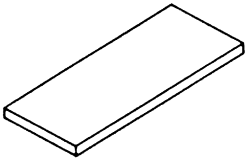
1 3/4" tops require support at mid point to reduce spans to 66" or less.

Mixed finish 1 3/4" tops are not post-formed.

# Reff Worksurfaces

## 1 3/4" thick straight rectilinear + Post

Standard Specials Systems

description	d	w	pattern no.	lam.	M/V1	V2	V3
Straight rectilinear work top + Post 	20"	26 1/2"	QRSBP261-()()	\$507.	\$737.	\$848.	\$1,145.
		32 1/2"	QRSBP321-()()	536.	774.	890.	1,201.
		38 1/2"	QRSBP381-()()	579.	838.	964.	1,302.
		44 1/2"	QRSBP441-()()	619.	900.	1,036.	1,399.
		50 1/2"	QRSBP501-()()	653.	943.	1,085.	1,465.
		56 1/2"	QRSBP561-()()	684.	992.	1,141.	1,540.
		62 1/2"	QRSBP621-()()	713.	1,039.	1,195.	1,613.
		68 1/2"	QRSBP681-()()	744.	1,078.	1,241.	1,675.
		74 1/2"	QRSBP741-()()	783.	1,134.	1,305.	1,761.
		80 1/2"	QRSBP801-()()	823.	1,195.	1,374.	1,855.
		86 1/2"	QRSBP861-()()	859.	1,251.	1,439.	1,943.
		92 1/2"	QRSBP921-()()	902.	1,307.	1,504.	2,029.
		98 1/2"	QRSBP981-()()	966.	1,371.	1,577.	2,128.
		104 1/2"	QRSBP1041-()()	1,029.	1,434.	1,649.	2,226.
		110 1/2"	QRSBP1101-()()	1,093.	1,498.	1,721.	2,325.
24"	26 1/2"	QRSBP262-()()	561.	814.	936.	1,263.	
	32 1/2"	QRSBP322-()()	586.	851.	979.	1,321.	
	38 1/2"	QRSBP382-()()	629.	917.	1,054.	1,423.	
	44 1/2"	QRSBP442-()()	673.	975.	1,122.	1,514.	
	50 1/2"	QRSBP502-()()	703.	1,020.	1,173.	1,583.	
	56 1/2"	QRSBP562-()()	734.	1,064.	1,224.	1,652.	
	62 1/2"	QRSBP622-()()	766.	1,110.	1,277.	1,724.	
	68 1/2"	QRSBP682-()()	795.	1,154.	1,327.	1,791.	
	74 1/2"	QRSBP742-()()	836.	1,210.	1,392.	1,880.	
	80 1/2"	QRSBP802-()()	874.	1,269.	1,458.	1,969.	
	86 1/2"	QRSBP862-()()	915.	1,330.	1,530.	2,065.	
	92 1/2"	QRSBP922-()()	956.	1,386.	1,594.	2,153.	
	98 1/2"	QRSBP982-()()	1,020.	1,450.	1,668.	2,251.	
	104 1/2"	QRSBP1042-()()	1,083.	1,513.	1,741.	2,349.	
	110 1/2"	QRSBP1102-()()	1,146.	1,577.	1,813.	2,448.	
30"	26 1/2"	QRSBP263-()()	631.	919.	1,056.	1,427.	
	32 1/2"	QRSBP323-()()	656.	952.	1,095.	1,478.	
	38 1/2"	QRSBP383-()()	690.	1,003.	1,154.	1,558.	

Reff System

### Order Code

Example:	QRSBP503RL
<b>QR</b>	Reff Standare Special
<b>S</b>	Straight top
<b>B</b>	1 3/4" thick
<b>P</b>	Post
<b>50</b>	24" wide
<b>3</b>	30" deep
<b>R</b>	Recessed grommet location
<b>L</b>	Laminate finish
<b>114</b>	Folkstone grey
<b>111</b>	Jet Black (grommet)

### Specification Information

To order please specify pattern number including:

1. Top thickness
2. Grommet option
3. Top finish type
4. Top finish
5. Grommet finish

1. Thickness options:  
B = 1 3/4"

2. Grommet options:  
N = No grommets  
F = Flush front grommet location  
R = Recessed front (not recommended for 20"D and 24"D tops)

3. Finish type:  
L = Laminate  
M = Wood/laminate mixed  
1 = V1  
2 = V2  
3 = V3

Applicable finishes are listed on page 95 and 96.

**Knoll accepts no responsibility for special grommet locations which interfere with support or other hardware. All requests for special grommet locations must be approved through custom product development.**

**Actual widths of worksurfaces are 1/16" less than nominal dimension. Actual depth is 1/8" less.**

### Application Notes

1 3/4" thick laminate option is double post formed front and back, all others are edgebanded.

Products on this page are shipped without hardware which must be ordered separately from the support components section in standard Reff price list.

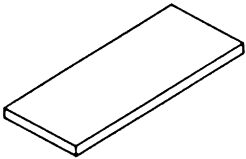
1 3/4" tops require support at mid point to reduce spans to 66" or less.

Mixed finish 1 3/4" tops are not post-formed.

# Reff Worksurfaces

## 1 3/4" thick straight rectilinear + Post

Standard Specials Systems

description	d	w	pattern no.	lam.	M/V1	V2	V3
Straight rectilinear work top + Post 	30"	44 1/2"	QRSBP443-()()	\$725.	\$1,050.	\$1,207.	\$1,629.
		50 1/2"	QRSBP503-()()	759.	1,097.	1,261.	1,704.
		56 1/2"	QRSBP563-()()	784.	1,135.	1,306.	1,763.
		62 1/2"	QRSBP623-()()	816.	1,183.	1,361.	1,838.
		68 1/2"	QRSBP683-()()	847.	1,227.	1,410.	1,906.
		74 1/2"	QRSBP743-()()	887.	1,286.	1,480.	1,997.
		80 1/2"	QRSBP803-()()	928.	1,346.	1,548.	2,090.
		86 1/2"	QRSBP863-()()	965.	1,402.	1,612.	2,176.
		92 1/2"	QRSBP923-()()	1,004.	1,461.	1,680.	2,268.
		98 1/2"	QRSBP983-()()	1,068.	1,524.	1,753.	2,367.
		104 1/2"	QRSBP1043-()()	1,131.	1,587.	1,825.	2,464.
		110 1/2"	QRSBP1103-()()	1,195.	1,651.	1,898.	2,563.

### Order Code

Example:	QRSBP503RL
<b>QR</b>	Reff Standare Special
<b>S</b>	Straight top
<b>B</b>	1 3/4" thick
<b>P</b>	Post
<b>50</b>	24" wide
<b>3</b>	30" deep
<b>R</b>	Recessed grommet location
<b>L</b>	Laminate finish
<b>114</b>	Folkstone grey
<b>111</b>	Jet Black (grommet)

### Specification Information

To order please specify pattern number including:

1. Top thickness
2. Grommet option
3. Top finish type
4. Top finish
5. Grommet finish

1. Thickness options:  
B = 1 3/4"

2. Grommet options:  
N = No grommets  
F = Flush front grommet location  
R = Recessed front (not recommended for 20"D and 24"D tops)

3. Finish type:  
L = Laminate  
M = Wood/laminate mixed  
1 = V1  
2 = V2  
3 = V3

Applicable finishes are listed on page 95 and 96.

**Knoll accepts no responsibility for special grommet locations which interfere with support or other hardware. All requests for special grommet locations must be approved through custom product development.**

**Actual widths of worksurfaces are 1/16" less than nominal dimension. Actual depth is 1/8" less.**

### Application Notes

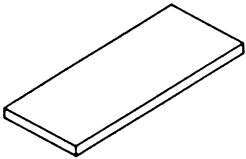
1 3/4" thick laminate option is double post formed front and back, all others are edgebanded.

Products on this page are shipped without hardware which must be ordered separately from the support components section in standard Reff price list.

1 3/4" tops require support at mid point to reduce spans to 66" or less.

Mixed finish 1 3/4" tops are not post-formed.

Reff Worksurfaces  
for calibre file  
1 1/4" thick

description	d	w	pattern no.	lam.	M/V1	V2	V3
File top, 1 1/4" thick 	18"	30"	QRSAC3018-()()	\$412.	\$451.	\$518.	\$699.
		36"	QRSAC3618-()()	436.	476.	546.	739.
		42"	QRSAC4218-()()	452.	497.	573.	773.
		48"	QRSAC4818-()()	476.	515.	592.	799.
		54"	QRSAC5418-()()	493.	536.	616.	832.
		60"	QRSAC6018-()()	534.	580.	666.	899.
		66"	QRSAC6618-()()	547.	597.	688.	928.
		72"	QRSAC7218-()()	578.	629.	723.	976.
		78"	QRSAC7818-()()	589.	636.	731.	987.
		84"	QRSAC8418-()()	619.	681.	783.	1,056.
		90"	QRSAC9018-()()	648.	707.	813.	1,097.
		96"	QRSAC9618-()()	673.	733.	843.	1,138.
		102"	QRSAC10218-()()	736.	796.	916.	1,236.
		108"	QRSAC10818-()()	799.	860.	989.	1,335.
	36"	36"	QRSAC3636-()()	673.	733.	843.	1,138.
		42"	QRSAC4236-()()	697.	761.	874.	1,181.
		54"	QRSAC5436-()()	723.	789.	906.	1,225.
		60"	QRSAC6036-()()	748.	817.	939.	1,268.
		66"	QRSAC6636-()()	774.	845.	971.	1,311.
		72"	QRSAC7236-()()	799.	873.	1,004.	1,357.
		78"	QRSAC7836-()()	863.	937.	1,077.	1,454.
		84"	QRSAC8436-()()	926.	1,000.	1,151.	1,553.
		90"	QRSAC9036-()()	990.	1,064.	1,224.	1,652.

**Order Code**

Example: <b>QRSAC3018</b>
<b>QR</b> Reff Standard Special
<b>S</b> Straight top
<b>A</b> 1 1/4" thick
<b>C</b> For calibre file
<b>30</b> 30" wide
<b>18</b> 18" deep
<b>L</b> Laminate finish
<b>114</b> Folkstone grey

**Specification Information**

To order please specify pattern number including:

1. Top thickness
2. Top finish type
3. Top finish

1. Thickness options:  
A = 1 1/4"  
B = 1 3/4"

3. Finish type:  
L = Laminate  
M = Wood/laminate mixed  
1 = V1  
2 = V2  
3 = V3

**Application Notes**

Product on this page will accept woodgrain laminate where laminate is currently an option.  
List price for woodgrain laminate options will be current published laminate list price plus 10%.

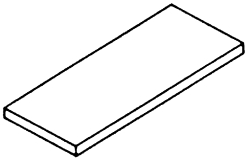
Applicable finishes are listed on page 95 and 96.

1 3/4" thick laminate option is double post formed front and back, all others are edgebanded.

Products on this page are exact width and depth and have no grommet or drilling.

Mixed finish 1 3/4" tops are not post-formed.

Reff Worksurfaces  
for calibre file  
1 3/4" thick

description	d	w	pattern no.	lam.	M/V1	V2	V3
File top, 1 3/4" thick 	18"	30"	QRSBC3018-()()	\$507.	\$737.	\$848.	\$1,145.
		36"	QRSBC3618-()()	536.	774.	890.	1,201.
		42"	QRSBC4218-()()	579.	838.	964.	1,302.
		48"	QRSBC4818-()()	619.	900.	1,036.	1,399.
		54"	QRSBC5418-()()	653.	943.	1,085.	1,465.
		60"	QRSBC6018-()()	684.	992.	1,141.	1,540.
		66"	QRSBC6618-()()	713.	1,039.	1,195.	1,613.
		72"	QRSBC7218-()()	744.	1,078.	1,241.	1,675.
		78"	QRSBC7818-()()	783.	1,134.	1,305.	1,761.
		84"	QRSBC8418-()()	823.	1,195.	1,374.	1,855.
		90"	QRSBC9018-()()	859.	1,251.	1,439.	1,943.
		96"	QRSBC9618-()()	902.	1,307.	1,504.	2,029.
		102"	QRSBC10218-()()	966.	1,371.	1,577.	2,128.
		108"	QRSBC10818-()()	1,029.	1,434.	1,649.	2,226.
	36"	36"	QRSBC3636-()()	801.	1,170.	1,346.	1,816.
		42"	QRSBC4236-()()	827.	1,204.	1,384.	1,869.
		54"	QRSBC5436-()()	852.	1,238.	1,424.	1,923.
		60"	QRSBC6036-()()	878.	1,273.	1,464.	1,976.
		66"	QRSBC6636-()()	902.	1,307.	1,504.	2,029.
		72"	QRSBC7236-()()	971.	1,407.	1,618.	2,184.
		78"	QRSBC7836-()()	1,034.	1,471.	1,691.	2,282.
		84"	QRSBC8436-()()	1,098.	1,534.	1,763.	2,381.
		90"	QRSBC9036-()()	1,161.	1,597.	1,836.	2,479.

Order Code

Example: <b>QRSBC3018</b>
<b>QR</b> Reff Standard Special
<b>S</b> Straight top
<b>B</b> 1 3/4" thick
<b>C</b> For calibre file
<b>30</b> 30" wide
<b>18</b> 18" deep
<b>L</b> Laminate finish
<b>114</b> Folkstone grey

Specification Information

To order please specify pattern number including:

1. Top thickness
2. Top finish type
3. Top finish

1. Thickness options:  
A = 1 1/4"  
B = 1 3/4"

3. Finish type:  
L = Laminate  
M = Wood/laminate mixed  
1 = V1  
2 = V2  
3 = V3

Application Notes

1 3/4" thick laminate option is double post formed front and back, all others are edgebanded.

Products on this page are exact width and depth and have no grommet or drilling.

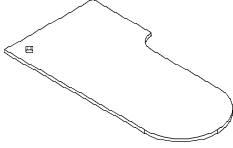
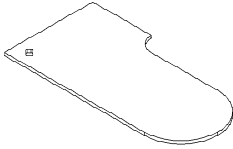
Mixed finish 1 3/4" tops are not post-formed.

Applicable finishes are listed on page 95 and 96.



1 1/4" thick extended curvilinear corner tops

Left hand

description	w	d	pattern no.	lam.	M/V1	V2	V3	
Extended corner worktop, LH 24" deep return, 30" deep rounded 	36"	60"	QRCCDLA23660 ( ) ( ) ( )	\$2,049.	\$2,718.	\$3,126.	\$4,220.	
		66"	QRCCDLA23666 ( ) ( ) ( )	2,133.	2,831.	3,256.	4,395.	
		90"	QRCCDLA23690 ( ) ( ) ( )	2,401.	3,186.	3,663.	4,946.	
	42"	60"	QRCCDLA24260 ( ) ( ) ( )	2,280.	2,984.	3,431.	4,632.	
		66"	QRCCDLA24266 ( ) ( ) ( )	2,324.	3,041.	3,497.	4,720.	
		72"	QRCCDLA24272 ( ) ( ) ( )	2,367.	3,097.	3,562.	4,809.	
		78"	QRCCDLA24278 ( ) ( ) ( )	2,408.	3,153.	3,627.	4,896.	
		84"	QRCCDLA24284 ( ) ( ) ( )	2,498.	3,272.	3,763.	5,081.	
		90"	QRCCDLA24290 ( ) ( ) ( )	2,545.	3,333.	3,834.	5,176.	
		96"	QRCCDLA24296 ( ) ( ) ( )	2,590.	3,394.	3,903.	5,268.	
	48"	60"	QRCCDLA24860 ( ) ( ) ( )	2,471.	3,193.	3,672.	4,957.	
		66"	QRCCDLA24866 ( ) ( ) ( )	2,513.	3,250.	3,737.	5,045.	
		72"	QRCCDLA24872 ( ) ( ) ( )	2,556.	3,306.	3,803.	5,134.	
		78"	QRCCDLA24878 ( ) ( ) ( )	2,599.	3,363.	3,867.	5,220.	
		84"	QRCCDLA24884 ( ) ( ) ( )	2,687.	3,481.	4,005.	5,405.	
		90"	QRCCDLA24890 ( ) ( ) ( )	2,735.	3,542.	4,073.	5,498.	
		96"	QRCCDLA24896 ( ) ( ) ( )	2,781.	3,603.	4,144.	5,594.	
	Extended corner worktop, LH 30" deep return, 30" deep rounded 	36"	60"	QRCCDLA33660 ( ) ( ) ( )	2,049.	2,718.	3,126.	4,220.
			66"	QRCCDLA33666 ( ) ( ) ( )	2,133.	2,831.	3,256.	4,395.
			90"	QRCCDLA33690 ( ) ( ) ( )	2,401.	3,186.	3,663.	4,946.
		42"	60"	QRCCDLA34260 ( ) ( ) ( )	2,280.	2,984.	3,431.	4,632.
			66"	QRCCDLA34266 ( ) ( ) ( )	2,324.	3,041.	3,497.	4,720.
			72"	QRCCDLA34272 ( ) ( ) ( )	2,367.	3,097.	3,562.	4,809.
			78"	QRCCDLA34278 ( ) ( ) ( )	2,408.	3,153.	3,627.	4,896.
84"			QRCCDLA34284 ( ) ( ) ( )	2,498.	3,272.	3,763.	5,081.	
90"			QRCCDLA34290 ( ) ( ) ( )	2,545.	3,333.	3,834.	5,176.	
96"			QRCCDLA34296 ( ) ( ) ( )	2,590.	3,394.	3,903.	5,268.	
48"		60"	QRCCDLA34860 ( ) ( ) ( )	2,471.	3,193.	3,672.	4,957.	
		66"	QRCCDLA34866 ( ) ( ) ( )	2,513.	3,250.	3,737.	5,045.	
		72"	QRCCDLA34872 ( ) ( ) ( )	2,556.	3,306.	3,803.	5,134.	
		78"	QRCCDLA34878 ( ) ( ) ( )	2,599.	3,363.	3,867.	5,220.	
		84"	QRCCDLA34884 ( ) ( ) ( )	2,687.	3,481.	4,005.	5,405.	
		90"	QRCCDLA34890 ( ) ( ) ( )	2,735.	3,542.	4,073.	5,498.	
		96"	QRCCDLA34896 ( ) ( ) ( )	2,781.	3,603.	4,144.	5,594.	

Reff System

Order Code

Specification Information

Example:	QRCCDLA23660N2
QR	Reff Standard Special
CC	Curved corner
D	D top
L	Left Hand
A	1 1/4" thick
2	24" return
36	36" d at straight edge of corner, 30" across "D"
60	60" wide
N	No grommet
2	V2 finish
V319	Medium Cherry

To order please specify pattern number including:

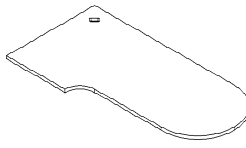
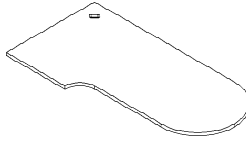
- Depth
- Grommet option
- Finish type
- Finish
- Grommet finish

2. Grommet options:  
 N = No grommets  
 F = Flush front grommet location

3. Finish type:  
 L = Laminate  
 M = Mixed (laminated surface with wood edge)  
 1 = V1  
 2 = V2  
 3 = V3

Product on this page will accept woodgrain laminate where laminate is currently an option. List price for woodgrain laminate options will be current published laminate list price plus 10%. Applicable finishes are listed on page 95 and 96.

*1 1/4" thick extended curvilinear corner tops  
right hand*

description	w	d	pattern no.	lam.	M/V1	V2	V3
Extended corner worktop, RH 24" deep return, 30" deep rounded 	36"	60"	QRCCDRA23660 ( ) ( ) ( )	\$2,049.	\$2,718.	\$3,126.	\$4,220.
		66"	QRCCDRA23666 ( ) ( ) ( )	2,133.	2,831.	3,256.	4,395.
		90"	QRCCDRA23690 ( ) ( ) ( )	2,401.	3,186.	3,663.	4,946.
	42"	60"	QRCCDRA24260 ( ) ( ) ( )	2,280.	2,984.	3,431.	4,632.
		66"	QRCCDRA24266 ( ) ( ) ( )	2,324.	3,041.	3,497.	4,720.
		72"	QRCCDRA24272 ( ) ( ) ( )	2,367.	3,097.	3,562.	4,809.
		78"	QRCCDRA24278 ( ) ( ) ( )	2,408.	3,153.	3,627.	4,896.
		84"	QRCCDRA24284 ( ) ( ) ( )	2,498.	3,272.	3,763.	5,081.
		90"	QRCCDRA24290 ( ) ( ) ( )	2,545.	3,333.	3,834.	5,176.
		96"	QRCCDRA24296 ( ) ( ) ( )	2,590.	3,394.	3,903.	5,268.
	48"	60"	QRCCDRA24860 ( ) ( ) ( )	2,471.	3,193.	3,672.	4,957.
		66"	QRCCDRA24866 ( ) ( ) ( )	2,513.	3,250.	3,737.	5,045.
		72"	QRCCDRA24872 ( ) ( ) ( )	2,556.	3,306.	3,803.	5,134.
		78"	QRCCDRA24878 ( ) ( ) ( )	2,599.	3,363.	3,867.	5,220.
		84"	QRCCDRA24884 ( ) ( ) ( )	2,687.	3,481.	4,005.	5,405.
		90"	QRCCDRA24890 ( ) ( ) ( )	2,735.	3,542.	4,073.	5,498.
		96"	QRCCDRA24896 ( ) ( ) ( )	2,781.	3,603.	4,144.	5,594.
	Extended corner worktop, RH 30" deep return, 30" deep rounded 	36"	60"	QRCCDRA33660 ( ) ( ) ( )	2,049.	2,718.	3,126.
66"			QRCCDRA33666 ( ) ( ) ( )	2,133.	2,831.	3,256.	4,395.
90"			QRCCDRA33690 ( ) ( ) ( )	2,401.	3,186.	3,663.	4,946.
42"		60"	QRCCDRA34260 ( ) ( ) ( )	2,280.	2,984.	3,431.	4,632.
		66"	QRCCDRA34266 ( ) ( ) ( )	2,324.	3,041.	3,497.	4,720.
		72"	QRCCDRA34272 ( ) ( ) ( )	2,367.	3,097.	3,562.	4,809.
		78"	QRCCDRA34278 ( ) ( ) ( )	2,408.	3,153.	3,627.	4,896.
		84"	QRCCDRA34284 ( ) ( ) ( )	2,498.	3,272.	3,763.	5,081.
		90"	QRCCDRA34290 ( ) ( ) ( )	2,545.	3,333.	3,834.	5,176.
		96"	QRCCDRA34296 ( ) ( ) ( )	2,590.	3,394.	3,903.	5,268.
48"		60"	QRCCDRA34860 ( ) ( ) ( )	2,471.	3,193.	3,672.	4,957.
		66"	QRCCDRA34866 ( ) ( ) ( )	2,513.	3,250.	3,737.	5,045.
		72"	QRCCDRA34872 ( ) ( ) ( )	2,556.	3,306.	3,803.	5,134.
		78"	QRCCDRA34878 ( ) ( ) ( )	2,599.	3,363.	3,867.	5,220.
		84"	QRCCDRA34884 ( ) ( ) ( )	2,687.	3,481.	4,005.	5,405.
		90"	QRCCDRA34890 ( ) ( ) ( )	2,735.	3,542.	4,073.	5,498.
		96"	QRCCDRA34896 ( ) ( ) ( )	2,781.	3,603.	4,144.	5,594.

**Order Code**

**Specification Information**

Example:	<b>QRCCDRA23660N2</b>
<b>QR</b>	Reff Standard Special
<b>CC</b>	Curved corner
<b>D</b>	D top
<b>R</b>	Right Hand
<b>A</b>	1 1/4" thick
<b>2</b>	24" return
<b>36</b>	36" d at straight edge of corner, 30" across "D"
<b>60</b>	60" wide
<b>N</b>	No grommet
<b>2</b>	V2 finish
<b>V319</b>	Medium Cherry

*To order please specify pattern number including:*

1. Depth
2. Grommet option
3. Finish type
4. Finish
5. Grommet finish

*2. Grommet options:*  
 N = No grommets  
 F = Flush front grommet location

*3. Finish type:*  
 L = Laminate  
 M = Mixed (laminated surface with wood edge)  
 1 = V1  
 2 = V2  
 3 = V3

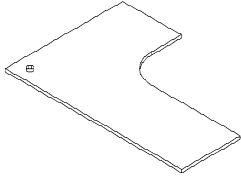
Product on this page will accept woodgrain laminate where laminate is currently an option. List price for woodgrain laminate options will be current published laminate list price plus 10%. Applicable finishes are listed on page 95 and 96.

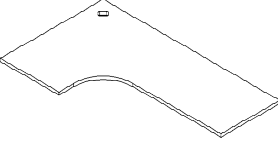
# Reff Worksurfaces

## 1 1/4" thick extended straight corner tops

### left and right hand

Standard Specials Systems

description	d	w	pattern no.	lam.	M/V1	V2	V3
Extended straight corner top, LH curved front corner 12" radius 24" deep return 	54"	36"	QRCEAL223654 ( ) ( ) ( )	\$790.	\$1,167.	\$1,342.	\$1,812.
	54"	42"	QRCEAL224254 ( ) ( ) ( )	868.	1,288.	1,481.	1,999.
	60"	48"	QRCEAL224860 ( ) ( ) ( )	1,028.	1,539.	1,770.	2,389.
	66"	36"	QRCEAL223666 ( ) ( ) ( )	948.	1,414.	1,627.	2,196.
	66"	42"	QRCEAL224266 ( ) ( ) ( )	1,027.	1,539.	1,770.	2,389.
	66"	48"	QRCEAL224866 ( ) ( ) ( )	1,106.	1,662.	1,912.	2,581.
	78"	36"	QRCEAL223678 ( ) ( ) ( )	1,011.	1,560.	1,794.	2,423.
	78"	42"	QRCEAL224278 ( ) ( ) ( )	1,091.	1,684.	1,936.	2,614.
	78"	48"	QRCEAL224878 ( ) ( ) ( )	1,264.	1,912.	2,198.	2,967.
	84"	36"	QRCEAL223684 ( ) ( ) ( )	1,074.	1,706.	1,961.	2,648.
	84"	42"	QRCEAL224284 ( ) ( ) ( )	1,154.	1,830.	2,104.	2,841.
	90"	36"	QRCEAL223690 ( ) ( ) ( )	1,138.	1,851.	2,129.	2,874.
	90"	42"	QRCEAL224290 ( ) ( ) ( )	1,217.	1,976.	2,272.	3,067.
	90"	48"	QRCEAL224890 ( ) ( ) ( )	1,452.	2,202.	2,533.	3,420.
	96"	36"	QRCEAL223696 ( ) ( ) ( )	1,201.	1,997.	2,297.	3,100.
	96"	42"	QRCEAL224296 ( ) ( ) ( )	1,280.	2,122.	2,441.	3,294.

Extended straight corner top, RH curved front corner 12" radius 24" deep return 	54"	36"	QRCEAR223654 ( ) ( ) ( )	790.	1,167.	1,342.	1,812.
	54"	42"	QRCEAR224254 ( ) ( ) ( )	868.	1,288.	1,481.	1,999.
	60"	48"	QRCEAR224860 ( ) ( ) ( )	1,028.	1,539.	1,770.	2,389.
	66"	36"	QRCEAR223666 ( ) ( ) ( )	948.	1,414.	1,627.	2,196.
	66"	42"	QRCEAR224266 ( ) ( ) ( )	1,027.	1,539.	1,770.	2,389.
	66"	48"	QRCEAR224866 ( ) ( ) ( )	1,106.	1,662.	1,912.	2,581.
	78"	36"	QRCEAR223678 ( ) ( ) ( )	1,011.	1,560.	1,794.	2,423.
	78"	42"	QRCEAR224278 ( ) ( ) ( )	1,091.	1,684.	1,936.	2,614.
	78"	48"	QRCEAR224878 ( ) ( ) ( )	1,264.	1,912.	2,198.	2,967.
	84"	36"	QRCEAR223684 ( ) ( ) ( )	1,074.	1,706.	1,961.	2,648.
	84"	42"	QRCEAR224284 ( ) ( ) ( )	1,154.	1,830.	2,104.	2,841.
	90"	36"	QRCEAR223690 ( ) ( ) ( )	1,138.	1,851.	2,129.	2,874.
	90"	42"	QRCEAR224290 ( ) ( ) ( )	1,217.	1,976.	2,272.	3,067.
	90"	48"	QRCEAR224890 ( ) ( ) ( )	1,452.	2,202.	2,533.	3,420.
	96"	36"	QRCEAR223696 ( ) ( ) ( )	1,201.	1,997.	2,297.	3,100.
	96"	42"	QRCEAR224296 ( ) ( ) ( )	1,280.	2,122.	2,441.	3,294.

#### Order Code

Example:	QRCEAL223654N2
QR	Reff Standard Special
C	Corner
E	Extended
A	1 1/4" thick
L	Left Hand
22	24" returns
36	36" d at corner straight edge
54	54" wide
N	No grommet
2	V2 finish
V319	Medium Cherry

#### Specification Information

To order please specify pattern number including:

1. Return left hand depth
2. Return right hand depth
3. Width
4. Depth
5. Grommet option
6. Finish type
7. Finish
8. Grommet finish

5. Grommet options:

- N = No grommets
- F = Flush front grommet location

6. Finish type:

- L = Laminate
- M = Mixed (laminated surface with wood edge)
- 1 = V1
- 2 = V2
- 3 = V3

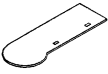
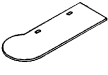
Product on this page will accept woodgrain laminate where laminate is currently an option.

List price for woodgrain laminate options will be current published laminate list price plus 10%.

Applicable finishes are listed on page 95 and 96.

Meeting tops

1 1/4" thick

description	w	d	pattern no.	lam.	M/V1	V2	V3
Worksurface 9-top  42" diameter	54"	30"	<b>QRM9A5430 N</b> ( ) ( ) ( )	\$1,803.	\$1,957.	\$2,250.	\$3,037.
	54"	36"	<b>QRM9A5436 N</b> ( ) ( ) ( )	1,803.	1,957.	2,250.	3,037.
	60"	30"	<b>QRM9A6030 N</b> ( ) ( ) ( )	1,828.	1,985.	2,281.	3,082.
	60"	36"	<b>QRM9A6036 N</b> ( ) ( ) ( )	1,828.	1,985.	2,281.	3,082.
	66"	30"	<b>QRM9A6630</b> ( ) ( ) ( )	1,852.	2,013.	2,314.	3,124.
	66"	36"	<b>QRM9A6636</b> ( ) ( ) ( )	1,852.	2,013.	2,314.	3,124.
	72"	30"	<b>QRM9A7230</b> ( ) ( ) ( )	1,879.	2,040.	2,346.	3,167.
	72"	36"	<b>QRM9A7236</b> ( ) ( ) ( )	1,879.	2,040.	2,346.	3,167.
	78"	30"	<b>QRM9A7830</b> ( ) ( ) ( )	1,904.	2,068.	2,378.	3,212.
	78"	36"	<b>QRM9A7836</b> ( ) ( ) ( )	1,904.	2,068.	2,378.	3,212.
	84"	36"	<b>QRM9A8436</b> ( ) ( ) ( )	1,957.	2,130.	2,450.	3,307.
	96"	36"	<b>QRM9A9636</b> ( ) ( ) ( )	1,983.	2,158.	2,482.	3,351.
	Worksurface P-top  42" diameter	54"	30"	<b>QRMPA5430 N</b> ( ) ( ) ( )	1,803.	1,957.	2,250.
54"		36"	<b>QRMPA5436 N</b> ( ) ( ) ( )	1,803.	1,957.	2,250.	3,037.
60"		30"	<b>QRMPA6030 N</b> ( ) ( ) ( )	1,828.	1,985.	2,281.	3,082.
60"		36"	<b>QRMPA6036 N</b> ( ) ( ) ( )	1,828.	1,985.	2,281.	3,082.
66"		30"	<b>QRMPA6630</b> ( ) ( ) ( )	1,852.	2,013.	2,314.	3,124.
66"		36"	<b>QRMPA6636</b> ( ) ( ) ( )	1,852.	2,013.	2,314.	3,124.
72"		30"	<b>QRMPA7230</b> ( ) ( ) ( )	1,879.	2,040.	2,346.	3,167.
72"		36"	<b>QRMPA7236</b> ( ) ( ) ( )	1,879.	2,040.	2,346.	3,167.
78"		30"	<b>QRMPA7830</b> ( ) ( ) ( )	1,904.	2,068.	2,378.	3,212.
78"		36"	<b>QRMPA7836</b> ( ) ( ) ( )	1,904.	2,068.	2,378.	3,212.
84"		36"	<b>QRMPA8436</b> ( ) ( ) ( )	1,957.	2,130.	2,450.	3,307.
96"		36"	<b>QRMPA9636</b> ( ) ( ) ( )	1,983.	2,158.	2,482.	3,351.

Order Code	Specification Information	Application Information
Example: <b>QRMPA5430N1</b> <b>QR</b> Reff Standard Special <b>M9</b> Meeting 9-top <b>A</b> 1 1/4" thick <b>54</b> 54" wide <b>30</b> 30" deep <b>N</b> No grommet <b>1</b> V1 <b>Y311</b> Beech	To order please specify pattern number including: 1. Top thickness 2. Width 3. Depth 4. Grommet option 5. Top finish type 6. Top finish 7. Grommet finish  1. Thickness options: A = 1 1/4" B = 1 3/4"  4. Grommet options: N = No grommet F = Flush front grommet location R = Recessed grommet location  5. Finish type: L = Laminate M = Wood/laminate mixed 1 = V1 2 = V2 3 = V3	Actual widths of worksurface are 1/16" less than nominal dimension. Actual depth is 1/8" less than nominal dimension.  Product on this page will accept woodgrain laminate where laminate is currently an option. List price for woodgrain laminate options will be current published laminate list price plus 10%.  Applicable finishes are listed on page 95 and 96.  See Planning Guide for standard grommet locations.  Knoll assumes no responsibility for special grommet locations which interfere with support or other hardware.

Refer to Planning Guide for modesty panel size requirements and all other support options.

1 3/4" laminate tops on this page are edge banded to match post-formed contours.

Products on this page are shipped without hardware which must be ordered separately from the support components section in standard Reff price list.

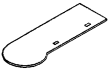
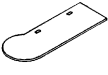
1 1/4" tops require support at mid point to reduce 48" spans or less.

1 3/4" tops require support at mid point to reduce spans to 66" or less.

Mixed finish 1 3/4" tops are not post-formed.

Meeting tops

1 3/4" thick

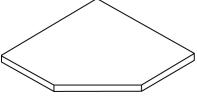
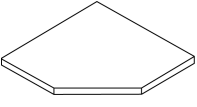
description	w	d	pattern no.	lam.	M/V1	V2	V3
Worksurface 9-top  42" diameter	54"	30"	QRMPB5430 N ( ) ( ) ( )	\$1,993.	\$2,441.	\$2,807.	\$3,788.
	54"	36"	QRMPB5436 N ( ) ( ) ( )	1,993.	2,441.	2,807.	3,788.
	60"	30"	QRMPB6030 N ( ) ( ) ( )	2,019.	2,469.	2,839.	3,833.
	60"	36"	QRMPB6036 N ( ) ( ) ( )	2,019.	2,469.	2,839.	3,833.
	66"	30"	QRMPB6630 ( ) ( ) ( ) ( )	2,045.	2,497.	2,871.	3,876.
	66"	36"	QRMPB6636 ( ) ( ) ( ) ( )	2,045.	2,497.	2,871.	3,876.
	72"	30"	QRMPB7230 ( ) ( ) ( ) ( )	2,069.	2,525.	2,904.	3,918.
	72"	36"	QRMPB7236 ( ) ( ) ( ) ( )	2,069.	2,525.	2,904.	3,918.
	78"	30"	QRMPB7830 ( ) ( ) ( ) ( )	2,095.	2,552.	2,936.	3,962.
	78"	36"	QRMPB7836 ( ) ( ) ( ) ( )	2,095.	2,552.	2,936.	3,962.
	84"	36"	QRMPB8436 ( ) ( ) ( ) ( )	2,154.	2,631.	3,025.	4,084.
	96"	36"	QRMPB9636 ( ) ( ) ( ) ( )	2,179.	2,658.	3,058.	4,128.
Worksurface P-top  42" diameter	54"	30"	QRMPB5430 N ( ) ( ) ( )	1,993.	2,441.	2,807.	3,788.
	54"	36"	QRMPB5436 N ( ) ( ) ( )	1,993.	2,441.	2,807.	3,788.
	60"	30"	QRMPB6030 N ( ) ( ) ( )	2,019.	2,469.	2,839.	3,833.
	60"	36"	QRMPB6036 N ( ) ( ) ( )	2,019.	2,469.	2,839.	3,833.
	66"	30"	QRMPB6630 ( ) ( ) ( ) ( )	2,045.	2,497.	2,871.	3,876.
	66"	36"	QRMPB6636 ( ) ( ) ( ) ( )	2,045.	2,497.	2,871.	3,876.
	72"	30"	QRMPB7230 ( ) ( ) ( ) ( )	2,069.	2,525.	2,904.	3,918.
	72"	36"	QRMPB7236 ( ) ( ) ( ) ( )	2,069.	2,525.	2,904.	3,918.
	78"	30"	QRMPB7830 ( ) ( ) ( ) ( )	2,095.	2,552.	2,936.	3,962.
	78"	36"	QRMPB7836 ( ) ( ) ( ) ( )	2,095.	2,552.	2,936.	3,962.
	84"	36"	QRMPB8436 ( ) ( ) ( ) ( )	2,154.	2,631.	3,025.	4,084.
	96"	36"	QRMPB9636 ( ) ( ) ( ) ( )	2,179.	2,658.	3,058.	4,128.

Order Code	Specification Information	Application Notes
Example: <b>QRMPB5430N1</b>	<i>To order please specify pattern number including:</i>	Actual widths of worksurface are 1/16" less than nominal dimension. Actual depth is 1/8" less than nominal dimension.
<b>QR</b> Reff Standard Special	1. Top thickness	Additional spec option required for wrap around panel tops; specify mating trim profile. A = Flat B = Square C = Bullnose E = Extruded Aluminum
<b>MP</b> Meeting P-top	2. Width	
<b>B</b> 1 3/4" thick	3. Depth	
<b>54</b> 54" wide	4. Grommet option	
<b>30</b> 30" deep	5. Top finish type	
<b>N</b> No grommet	6. Top finish	
<b>1</b> V1	7. Grommet finish	
<b>Y311</b> Beech	1. Thickness options: A = 1 1/4" B = 1 3/4"	Refer to Planning Guide for modesty panel size requirements and all other support options.  1 3/4" laminate tops on this page are edge banded to match post-formed contours.  Products on this page are shipped without hardware which must be ordered separately from the support components section.  1 3/4" tops require support at mid point to reduce 48" spans or less.  1 3/4" tops require support at mid point to reduce spans to 66" or less.  Mixed finish 1 3/4" tops are not post-formed.
	4. Grommet options: N = No grommet F = Flush front grommet location R = Recessed grommet location	Applicable finishes are listed on page 95 and 96.  See Planning Guide for standard grommet locations.  Knoll assumes no responsibility for special grommet locations which interfere with support or other hardware.
	5. Finish type: L = Laminate M = Wood/laminate mixed 1 = V1 2 = V2 3 = V3	

# Reff Worksurfaces

## straight front corner tops

Standard Specials Systems

description	Return d	d	Back w	w	pattern no.	lam.	M/V1	V2	V3
1 1/4" thick corner worksurface straight front corners 	24"	30"	36"	36"	QRKA 363623-()()	\$878.	\$985.	\$1,132.	\$1,529.
	24"	30"	36"	42"	QRKA 364223-()()	922.	1,039.	1,195.	1,613.
	24"	30"	42"	36"	QRKA 423623-()()	922.	1,039.	1,195.	1,613.
	24"	30"	42"	42"	QRKA 424223-()()	971.	1,095.	1,259.	1,701.
	24"	30"	42"	48"	QRKA 424823-()()	1,049.	1,183.	1,361.	1,838.
	24"	30"	48"	42"	QRKA 484223-()()	1,049.	1,183.	1,361.	1,838.
	24"	30"	48"	48"	QRKA 484823-()()	1,102.	1,241.	1,427.	1,926.
	30"	24"	36"	36"	QRKA 363632-()()	878.	985.	1,132.	1,529.
	30"	24"	36"	42"	QRKA 364232-()()	922.	1,039.	1,195.	1,613.
	30"	24"	42"	36"	QRKA 423632-()()	922.	1,039.	1,195.	1,613.
	30"	24"	42"	42"	QRKA 424232-()()	971.	1,095.	1,259.	1,701.
	30"	24"	42"	48"	QRKA 424832-()()	1,049.	1,183.	1,361.	1,838.
	30"	24"	48"	42"	QRKA 484232-()()	1,049.	1,183.	1,361.	1,838.
	30"	24"	48"	48"	QRKA 484832-()()	1,102.	1,241.	1,427.	1,926.
	30"	30"	42"	42"	QRKA 424233-()()	971.	1,095.	1,259.	1,701.
	30"	30"	48"	48"	QRKA 484833-()()	1,102.	1,241.	1,427.	1,926.
1 3/4" thick corner worksurface straight front corners 	24"	30"	36"	36"	QRKB 363623-()()	1,049.	1,330.	1,530.	2,065.
	24"	30"	36"	42"	QRKB 364223-()()	1,105.	1,387.	1,595.	2,154.
	24"	30"	42"	36"	QRKB 423623-()()	1,105.	1,387.	1,595.	2,154.
	24"	30"	42"	42"	QRKB 424223-()()	1,167.	1,457.	1,677.	2,263.
	24"	30"	42"	48"	QRKB 424823-()()	1,262.	1,561.	1,795.	2,425.
	24"	30"	48"	42"	QRKB 484223-()()	1,262.	1,561.	1,795.	2,425.
	24"	30"	48"	48"	QRKB 484823-()()	1,324.	1,630.	1,875.	2,531.
	30"	24"	36"	36"	QRKB 363632-()()	1,049.	1,330.	1,530.	2,065.
	30"	24"	36"	42"	QRKB 364232-()()	1,105.	1,387.	1,595.	2,154.
	30"	24"	42"	36"	QRKB 423632-()()	1,105.	1,387.	1,595.	2,154.
	30"	24"	42"	42"	QRKB 424232-()()	1,167.	1,457.	1,677.	2,263.
	30"	24"	42"	48"	QRKB 424832-()()	1,262.	1,561.	1,795.	2,425.
	30"	24"	48"	42"	QRKB 484232-()()	1,262.	1,561.	1,795.	2,425.
	30"	24"	48"	48"	QRKB 484832-()()	1,324.	1,630.	1,875.	2,531.
	30"	30"	42"	42"	QRKB 424233-()()	1,167.	1,457.	1,677.	2,263.
	30"	30"	48"	48"	QRKB 484833-()()	1,324.	1,630.	1,875.	2,531.

Order Code	Specification Information	Application Notes
Example: <b>QRKB363623N1</b>	<i>To order please specify pattern number including:</i>	Please call Custom Product Development for special grommet locations.
<b>QR</b> Reff Standard Special	1. Top thickness	Actual widths are 1/16" less all around on corner worksurfaces.
<b>K</b> Straight front corner	2. Left hand width	
<b>B</b> 1 3/4" top thickness	3. Right hand width	1 1/4" Product on this page will accept woodgrain laminate where laminate is currently an option. List price for woodgrain laminate options will be current published laminate list price plus 10%.
<b>36</b> 36" wide on left back	4. Return left hand depth	
<b>36</b> 36" wide on right back	5. Return right hand depth	Applicable finishes are listed on page 95 and 96.
<b>2</b> 24" deep on left side	6. Grommet option	
<b>3</b> 30" deep on right side	7. Finish type	
<b>N</b> No grommet	8. Top finish	
<b>1</b> V1 finish	9. Grommet finish	
<b>Y324</b> Ash	1. <i>Top thickness:</i> A = 1 1/4" B = 1 3/4"	Products on this page are shipped without hardware which must be ordered separately from the support components section.
	6. <i>Grommet options:</i> N = No grommets F = Standard corner location	Mixed finish 1 3/4" tops are not post-formed.
	7. <i>Finish type:</i> L = Laminate M = Wood/laminate mixed 1 = V1 2 = V2 3 = V3	

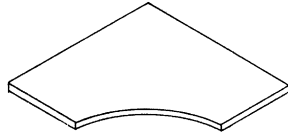


# Reff Worksurfaces

## curvilinear corner tops

Standard Specials Systems

description	Return d	d	Back w	w	pattern no.	lam.	M/V1	V2	V3
1 1/4" thick corner worksurface curved front corners	24"	30"	36"	36"	QRCA 363623-( ) ( )	\$878.	\$985.	\$1,132.	\$1,529.
	24"	30"	36"	42"	QRCA 364223-( ) ( )	922.	1,039.	1,195.	1,613.
	24"	30"	42"	36"	QRCA 423623-( ) ( )	922.	1,039.	1,195.	1,613.
	24"	30"	42"	42"	QRCA 424223-( ) ( )	971.	1,095.	1,259.	1,701.
	24"	30"	42"	48"	QRCA 424823-( ) ( )	1,049.	1,183.	1,361.	1,838.
	24"	30"	48"	42"	QRCA 484223-( ) ( )	1,049.	1,183.	1,361.	1,838.
	24"	30"	48"	48"	QRCA 484823-( ) ( )	1,102.	1,241.	1,427.	1,926.
	30"	24"	36"	36"	QRCA 363632-( ) ( )	878.	985.	1,132.	1,529.
	30"	24"	36"	42"	QRCA 364232-( ) ( )	922.	1,039.	1,195.	1,613.
	30"	24"	42"	36"	QRCA 423632-( ) ( )	922.	1,039.	1,195.	1,613.
	30"	24"	42"	42"	QRCA 424232-( ) ( )	971.	1,095.	1,259.	1,701.
	30"	24"	42"	48"	QRCA 424832-( ) ( )	1,049.	1,183.	1,361.	1,838.
	30"	24"	48"	42"	QRCA 484232-( ) ( )	1,049.	1,183.	1,361.	1,838.
	30"	24"	48"	48"	QRCA 484832-( ) ( )	1,102.	1,241.	1,427.	1,926.
	30"	30"	42"	42"	QRCA 424233-( ) ( )	971.	1,095.	1,259.	1,701.
	30"	30"	48"	48"	QRCA 484833-( ) ( )	1,102.	1,241.	1,427.	1,926.



Reff System

Order Code	Specification Information	Application Notes
Example: <b>QRCA363636N1</b>	<i>To order please specify pattern number including:</i>	Radius of curved front changes with overall top size. See Planning Guide.
<b>QR</b> Reff Standard Special	1. Left hand width	Products on this page are shipped without hardware which must be ordered separately from the support components section.
<b>C</b> Curved front corner	2. Right hand width	
<b>A</b> 1 1/4" thick	3. Return left hand depth	
<b>36</b> 36" wide on left back	4. Return right hand depth	
<b>36</b> 36" wide on right back	5. Grommet option	
<b>2</b> 24" deep on left side	6. Top finish type	
<b>3</b> 30" deep on right side	7. Top finish	
<b>N</b> No grommet	8. Grommet finish	
<b>1</b> VI finish	5. <i>Grommet options:</i>	Curvilinear worksurfaces only available in 1 1/4" thick.
<b>Y324</b> Ash	N = No grommets	See Planning Guide for grommet locations.
	F = Standard corner location	
	6. <i>Finish type:</i>	
	L = Laminate	
	M = Wood/laminate mixed	
	1 = V1	
	2 = V2	
	3 = V3	

Actual widths of worksurface are 1/16" less than nominal dimension. Actual depth is 1/8" less than nominal dimension.

**Knoll accepts no responsibility for special grommet locations which interfere with support or other hardware.**

Please call Custom Product Development for special grommet locations.

Product on this page will accept woodgrain laminate where laminate is currently an option. List price for woodgrain laminate options will be current published laminate list price plus 10%.

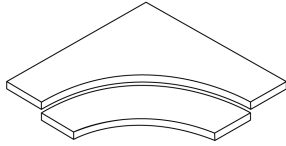
Applicable finishes are listed on page 95 and 96.

# Reff Worksurfaces

## *split curvilinear corner tops*

Standard Specials Systems

description	Return d	d	Back w	w	pattern no.	lam.	M/V1	V2	V3
1 1/4" thick split curvilinear corner worksurface with 10" D split front	24"	24"	36"	36"	<b>QRCAS 363622-()()</b>	\$1,511.	\$1,617.	\$1,860.	\$2,511.
	24"	24"	42"	42"	<b>QRCAS 424222-()()</b>	1,605.	1,728.	1,988.	2,683.
	24"	24"	48"	48"	<b>QRCAS 484822-()()</b>	1,736.	1,874.	2,155.	2,910.
	30"	30"	42"	42"	<b>QRCAS 424233-()()</b>	1,605.	1,728.	1,988.	2,683.
	30"	30"	48"	48"	<b>QRCAS 484833-()()</b>	1,736.	1,874.	2,155.	2,910.



**NOTE: Split Top Mechanism to be ordered separately from the Interaction Price List**

Order IBST18 split-top mechanism for QRCAS363622, QRCAS424233

Order IBST22 split-top mechanism for QRCAS424222, QRCAS484822

Order IBST28 split-top mechanism for QRCAS484833

Order Code	Specification Information	Application Notes
Example: <b>QRCAS363622N1</b>	<i>To order please specify pattern number including:</i>	Radius of curved front changes with overall top size. See Planning Guide.
<b>QR</b>	Reff Standard Special	Products on this page are shipped without hardware which must be ordered separately from the support components section.
<b>C</b>	Curved front corner	
<b>A</b>	1 1/4" thick	Curvilinear worksurfaces only available in 1 1/4" thick.
<b>S</b>	Split Top	
<b>36</b>	36" wide on left back	See Planning Guide for grommet locations.
<b>36</b>	36" wide on right back	
<b>2</b>	24" deep on left side	Actual widths of worksurface are 1/16" less than nominal dimension. Actual depth is 1/8" less than nominal dimension.
<b>2</b>	24" deep on right side	
<b>N</b>	No grommet	<b>Knoll accepts no responsibility for special grommet locations which interfere with support or other hardware.</b>
<b>1</b>	V1 finish	
<b>Y324</b>	Ash	Please call Custom Product Development for special grommet locations.
	5. <i>Grommet options:</i> N = No grommets F = Standard corner location	Product on this page will accept woodgrain laminate where laminate is currently an option. List price for woodgrain laminate options will be current published laminate list price plus 10%.
	6. <i>Finish type:</i> L = Laminate M = Wood/laminate mixed 1 = V1 2 = V2 3 = V3	Applicable finishes are listed on page 95 and 96.

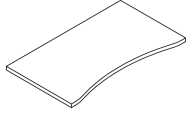


# Reff Worksurfaces

## 1 1/4" concave

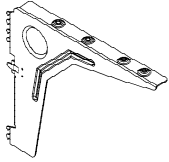
Standard Specials Systems

description	d	w	pattern no.	L	M/V1	V2	V3
Concave top	24"	42"	<b>QRCAVE422</b> ( ) ( )	\$776.	\$877.	\$1,009.	\$1,362.
<b>concave depth=21"d</b>	24"	48"	<b>QRCAVE482</b> ( ) ( )	806.	911.	1,048.	1,415.



Order Code	Specification Information	Application Notes
Example: <b>QRCAVE422 F 2 V316 111</b>	<i>To order please specify pattern number including:</i>	
<b>QR</b> Reff	1. Width	
<b>CAVE</b> 1 1/4" Concave	2. Depth	
<b>42</b> 42" wide	3. Grommet option	
<b>2</b> 24" deep	4. Top finish type	
<b>2</b> V2 finish	5. Top finish	
<b>F</b> Flush grommet	6. Grommet finish	
<b>2</b> V2 finish	3. <i>Grommet options:</i>	
<b>V316</b> Light Maple finish	N = No grommets	
<b>111</b> Black grommet finish	F = Flush front grommet location	
	R = Recessed front (not recommended for 20"d and 24"D tops)	
	4. <i>Finish type:</i>	
	L = Laminate	
	M = Wood/laminate mixed	
	1 = V1	
	2 = V2	
	3 = V3	
	5. <i>Top finish</i>	
	6. <i>Grommet finish:</i>	
	Painted or Plated	
	Product on this page will accept woodgrain laminate where laminate is currently an option. List price for woodgrain laminate options will be current published laminate listprice plus 10%.	Actual widths of worksurface are 1/16" less than nominal dimension. Actual depth is 1/8" less than nominal dimension.
	Knoll accepts no responsibility for special grommet locations which interfere with support or other hardware. All requests for special grommet locations must be approved through custom product development.	<b>Knoll accepts no responsibility for special grommet locations which interfere with support or other hardware.</b>
	Actual widths of worksurfaces are 1/6" less than nominal dimension. Actual depth is 1/8" less.	Please call Custom Product Development for special grommet locations.
		Can be used with end panels and modesty.

description	d	pattern no.	P1	P2	P3
Cantilever bracket, panel hung	11"	<b>QRBC11 (L/R)</b>	\$104.		
	18"	<b>RBC18 (L/R)</b>	93.	97.	101.



specify paint finish

Corner top corner bracket		<b>RBCC</b>	19.		
---------------------------	--	-------------	-----	--	--



available in black only

**Order Code**

Example: <b>QRBC11L 115</b>	
<b>QR</b>	Reff Standard Special
<b>B</b>	Bracket
<b>C</b>	Cantilever
<b>11</b>	18" deep
<b>L</b>	Left hand
<b>115</b>	Medium Grey

**Specification Information**

*To order please specify pattern number including:*

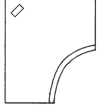
1. Left or right-hand, where applicable.
2. Finish

**Application Notes**

Applicable finishes are listed on page 95 and 96.

Reff Worksurfaces  
*Optional edge worksurface tops*  
*1 1/4" thick curvilinear corner*  
*2" Waterfall edge detail front only*

description	d left	d right	w left	w right	pattern no.	V1	V2	V3
Curved corner work top	20"	20"	48"	48"	<b>QRCAWF484811</b> ( ) ( ) ( )	\$2,535.	\$2,915.	\$3,936.
Profile edge on front only	20"	24"	48"	48"	<b>QRCAWF484812</b> ( ) ( ) ( )	2,622.	3,015.	4,071.
	24"	20"	48"	48"	<b>QRCAWF484821</b> ( ) ( ) ( )	2,622.	3,015.	4,071.
	24"	24"	48"	48"	<b>QRCAWF484822</b> ( ) ( ) ( )	2,790.	3,209.	4,333.


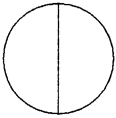


*Radii of front edge varies with top dimensions*

Order Code	Specification Information	Application Notes
Example: <b>QRCAWF484811F2</b>	<i>To order please specify pattern number including:</i>	Products on this page are shipped without hardware which must be ordered separately from the support components section.
<b>QR</b> Reff Standard Special	1. Grommet option	Curvilinear worksurfaces only available in 1 1/4" thick.
<b>C</b> Curved front corner	2. Top finish type	See Planning Guide for grommet locations.
<b>A</b> 1 1/4" thick	3. Top finish	Waterfall tops cannot be specified with semi-open pore finish.
<b>WF</b> Waterfall front	4. Grommet finish	<b>Knoll assumes no responsibility for special grommet locations which interfere with support or other hardware.</b>
<b>48</b> 48" wide on left back	<i>1. Grommet options:</i>	Waterfall worksurfaces should be specified in a configuration only with other waterfall worksurfaces.
<b>48</b> 48" wide on right back	N = No grommet	Actual widths of worksurface are 1/16" less than nominal dimension. Actual depth is 1/8" less than nominal dimension.
<b>1</b> 20" deep on left side	F = Standard corner location	
<b>1</b> 20" deep on right side	<i>2. Finish type:</i>	
<b>F</b> Standard grommet	1 = V1	
<b>2</b> V2 finish	2 = V2	
<b>V319</b> Medium cherry	3 = V3	
<b>111</b> Jet Black (grommet)	Applicable finishes are listed on page 95 and 96.	
	Products on this page do not accept the following finishes: Y341 Wenge Y342 Medium Teak Y343 Dark Grey Oak	

conference room tops

1 1/4" and 1 3/4" thick round - No Grommets - No Drilling

description	h	dia	pattern no.	lam.	M/V1	V2	V3
Round tops 	1 1/4"	24"	<b>QRTA2424</b> ( ) ( )	\$718.	\$782.	\$898.	\$1,212.
		30"	<b>QRTA3030</b> ( ) ( )	750.	816.	938.	1,267.
		54"	<b>QRTA5454</b> ( ) ( ) *	2,245.	2,441.	2,807.	3,788.
		* top in two pieces					
	1 3/4"	24"	<b>QRTB2424</b> ( ) ( )	868.	1,255.	1,442.	1,948.
		30"	<b>QRTB3030</b> ( ) ( )	900.	1,289.	1,482.	2,001.
		54"	<b>QRTB5454</b> ( ) ( ) *	2,693.	3,372.	3,878.	5,235.
		* top in two pieces					

**Order Code**

**Specification Information**

**Application Notes**

Example: <b>QRTA30302</b>	
<b>QR</b>	Reff Standard Special
<b>T</b>	Rounded top
<b>A</b>	1 1/4" thick
<b>36</b>	36" wide
<b>30</b>	30" deep
<b>2</b>	V2 finish
<b>V319</b>	Medium cherry

To order please specify pattern number including:

1. Top thickness
2. Width
3. Depth
4. Finish type
5. Finish

1. Thickness options:

A = 1 1/4"  
B = 1 3/4"

4. Finish type:

L = Laminate  
M = Wood/laminate mixed  
1 = V1  
2 = V2  
3 = V3

\*Round tops in two pieces.

Top to top brackets included.

See table base matrix in Planning Guide pages 140 and 141.

1 1/4" tops require support at mid point to reduce spans to 48" or less.

Tops have no radius on edges that adjoin.

1 3/4" tops require support at mid point to reduce spans to 66" or less.

Laminate and mixed finish 1 3/4" tops on this page are not post formed.

All tops on this page are without grommets or drillings. The intended use of these products is to provide conference room table options.



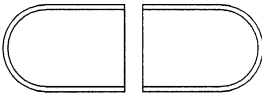

Actual widths of worksurface are 1/16" less than nominal dimension. Actual depth is 1/8" less than nominal dimension.

1 1/4" Product on this page will accept woodgrain laminate where laminate is currently an option. List price for woodgrain laminate options will be current published laminate list price plus 10%.

Applicable finishes are listed on page 95 and 96.

Reff Worksurfaces  
*conference room tops*  
*1 1/4" thick*  
*round and racetrack with 2" waterfall edge*

Standard Specials Systems



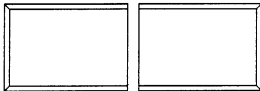

description	w	d	pattern no.	V1	V2	V3
Round top 	48"	48"	<b>QRTAW4848</b> ( ) ( )	\$3,544.	\$4,075.	\$5,501.
Racetrack top- 1 piece 	96"	48"	<b>QRTAW9648</b> ( ) ( )	10,211.	11,743.	15,852.
Racetrack top- 2 piece Profile edge on all sides except on parting lines 	120" 144"	48" 48"	<b>QRTAW12048</b> ( ) ( ) <b>QRTAW14448</b> ( ) ( )	11,323. 12,291.	13,022. 14,135.	17,579. 19,082.
Racetrack top- 3 piece Profile edge on all sides except on parting lines 	168" 192"	48" 48"	<b>QRTAW16848</b> ( ) ( ) <b>QRTAW19248</b> ( ) ( )	15,563. 16,533.	17,897. 19,013.	24,163. 25,667.

Reff System

Order Code	Specification Information	Application Notes
Example: <b>QRTAW96482</b>	<i>To order please specify pattern number including:</i>	All tops on this page are without grommets or drillings. The intended use of these products is to provide conference room table options.  Top to top brackets included.  Tops have no radius on edges that adjoin.  See table base matrix in Planning Guide for base supports recommended.  1 1/4" tops require support at mid point to reduce spans to 48" or less.  Waterfall tops cannot be specified with semi-open pore finish.
<b>QR</b> Reff Standard Speical	1. Top thickness 2. Finish type 3. Finish	
<b>T</b> Racetrack top	1. <i>Thickness option:</i> A = 1 1/4"	Actual widths of worksurface are 1/16" less than nominal dimension. Actual depth is 1/8" less than nominal dimension.
<b>A</b> 1 1/4" thick	2. <i>Finish type:</i> 1 = V1 2 = V2 3 = V3	
<b>W</b> Waterfall all sides	Applicable finishes are listed on page 95 and 96.	
<b>96</b> 96" wide	Products on this page do not accept the following finishes: Y341 Wenge Y342 Medium Teak Y343 Dark Grey Oak	
<b>42</b> 42" deep		
<b>2</b> V2 finish		
<b>V319</b> Medium cherry		

Reff Worksurfaces  
*conference room tops*  
*1 1/4" thick*  
*square and rectangular with 2" waterfall edge*

Standard Specials Systems

description	w	d	pattern no.	V1	V2	V3
Square top 	48"	48"	<b>QRRAW4848 ( ) ( )</b>	\$3,115.	\$3,581.	\$4,835.
Rectangular top- 1 piece 	96"	48"	<b>QRRAW9648 ( ) ( )</b>	6,963.	8,007.	10,811.
Rectangular top- 2 piece Profile edge on all sides except on parting lines 	120" 144"	48" 48"	<b>QRRAW12048 ( ) ( )</b> <b>QRRAW14448 ( ) ( )</b>	9,779. 10,719.	11,246. 12,327.	15,181. 16,642.
Rectangular top- 3 piece Profile edge on all sides except on parting lines 	168" 192"	48" 48"	<b>QRRAW16848 ( ) ( )</b> <b>QRRAW19248 ( ) ( )</b>	13,765. 14,703.	15,829. 16,910.	21,369. 22,827.

**Order Code**

Example: <b>QRRAW96482</b>	
<b>QR</b>	Reff Standard Special
<b>R</b>	Rectangular
<b>A</b>	1 1/4" thick
<b>W</b>	Waterfall all sides
<b>96</b>	96" wide
<b>48</b>	48" deep
<b>2</b>	V2 finish
<b>V319</b>	Medium cherry

**Specification Information**

*To order please specify pattern number including:*

1. Top thickness
2. Finish type
3. Finish

*1. Thickness option:*  
A = 1 1/4"

*2. Finish type:*  
1 = V1  
2 = V2  
3 = V3

Applicable finishes are listed on page 95 and 96.

Products on this page do not accept the following finishes:  
 Y341 Wenge  
 Y342 Medium Teak  
 Y343 Dark Grey Oak

**Application Notes**

All tops on this page are without grommets or drillings. The intended use of these products is to provide conference room table options.

Top to top brackets included.

Tops have no radius on edges that adjoin.

See table base matrix in Planning Guide for base supports recommended.

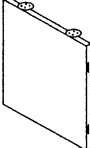
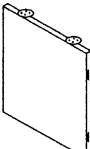
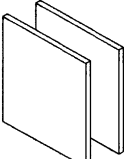
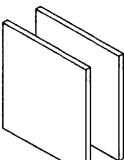
1 1/4" tops require support at mid point to reduce spans to 48" or less.

Waterfall tops cannot be specified with semi-open pore finish.

Actual widths of worksurface are 1/16" less than nominal dimension. Actual depth is 1/8" less than nominal dimension.

# Reff support components end panels

Standard Specials Systems

description	d	w	h	pattern no.	lam.	M/V1	V2	V3
Endpanel, for use in building flush or cantilevered worksurfaces. Standard height	1"	35"	26½"	<b>QRE35F-( ) ( )</b>	\$298.	\$490.	\$564.	\$761.
								
Endpanel, for use in building flush or cantilevered worksurfaces. Desk height	1"	35"	28¾"	<b>QREDH35F-( ) ( )</b>	312.	515.	592.	799.
								
Endpanel, for recessed modesty worksurfaces. Standard height	1"	24"	26½"	<b>QRE24-( ) ( )</b>	561.	913.	1,050.	1,416.
								
	<i>sold in pairs with 3" recess</i>							
Endpanel, for recessed modesty worksurfaces. Desk height	1"	24"	28¾"	<b>QREDH24-( ) ( )</b>	589.	959.	1,102.	1,487.
								
	<i>sold in pairs with 3" recess</i>							

Reff System

## Order Code

Example: <b>QRE35FL118</b>	
<b>QR</b>	Reff Standard Special
<b>E</b>	End panel
<b>35</b>	35" panel dimension
<b>F</b>	Flush modesty placement
<b>L</b>	Laminate
<b>118</b>	Bright White

## Specification Information

To order please specify pattern number including:

1. Finish type
2. Finish

1. Finish type:

- L = Laminate
- 1 = V1
- 2 = V2
- 3 = V3

## Application Notes

Product on this page will accept woodgrain laminate where laminate is currently an option. List price for woodgrain laminate options will be current published laminate list price plus 10%.

Applicable finishes are listed on page 95 and 96.

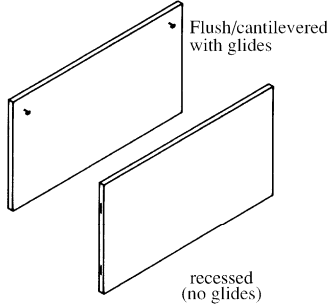
End panels come with all hardware necessary to attach to tops and each other to build freestanding desks. To join tops to tops or bridge assemblies to desk, hardware must be ordered.

Glides ship with all supports on this page except the recessed modesty panel.

Please see Planning Guide for freestanding planning instruction.

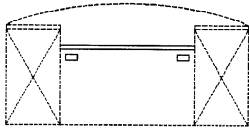
# Reff support components modesty panels

description	d	w	h	pattern no.	L	V1	V2	V3
Modesty panels with hardware. <sup>15</sup> / <sub>16</sub> " actual thickness (standard height)	1"	102"	26 1/2"	<b>QRB102(M/H)(F/R)( ) ( )</b>	\$736.	\$1,011.	\$1,162.	\$1,569.
	1"	108"	26 1/2"	<b>QRB108(M/H)(F/R)( ) ( )</b>	800.	1,079.	1,241.	1,676.
	1"	114"	26 1/2"	<b>QRB114(M/H)(F/R)( ) ( )</b>	866.	1,147.	1,320.	1,782.
	1"	120"	26 1/2"	<b>QRB120(M/H)(F/R)( ) ( )</b>	930.	1,216.	1,399.	1,888.



Modesty panels with hardware. <sup>15</sup> / <sub>16</sub> " actual thickness (desk height)	1"	102"	28 3/8"	<b>QRBDH102M(F/R)( ) ( )</b>	773.	1,062.	1,221.	1,647.
	1"	108"	28 3/8"	<b>QRBDH108M(F/R)( ) ( )</b>	842.	1,133.	1,303.	1,759.
	1"	114"	28 3/8"	<b>QRBDH114M(F/R)( ) ( )</b>	909.	1,205.	1,385.	1,870.
	1"	120"	28 3/8"	<b>QRBDH120M(F/R)( ) ( )</b>	977.	1,277.	1,468.	1,983.

Short modesty panel (standard height)	1"	28"	26 1/2"	<b>QRB28MR( ) ( )</b>	329.	462.	531.	718.
	1"	34"	26 1/2"	<b>QRB34MR( ) ( )</b>	364.	507.	582.	786.
	1"	46"	26 1/2"	<b>QRB46MR( ) ( )</b>	440.	619.	713.	962.
	1"	58"	26 1/2"	<b>QRB58MR( ) ( )</b>	478.	668.	769.	1,038.



### Use of short modesty panel

Pedestals and finished back for pedestal must each be ordered separately

Short modesty comes with attachment brackets to secure modesty panel to sides of pedestals.

Order:

28" modesty for 60" bow top

34" modesty for 66" bow top

46" modesty for 78" bow top

58" modesty for 90" bow top

When ordering 30"d bow top for use with short modesty, specify **recessed** grommet location

When ordering 36"d bow top for use with short modesty, specify **alternate** grommet location

Short modesty panel (desk height)	1"	28"	28 3/8"	<b>QRBDH28MR( ) ( )</b>	344.	485.	558.	753.
	1"	34"	28 3/8"	<b>QRBDH34MR( ) ( )</b>	382.	531.	611.	825.
	1"	46"	28 3/8"	<b>QRBDH46MR( ) ( )</b>	462.	650.	748.	1,010.
	1"	58"	28 3/8"	<b>QRBDH58MR( ) ( )</b>	502.	701.	808.	1,091.

Example:	<b>QRBDH120MFL114</b>
<b>QR</b>	Reff Standard Special
<b>B</b>	Back panel
<b>DH</b>	Desk height (28 3/8")
<b>120</b>	120"
<b>M</b>	Full height
<b>F</b>	Modesty placement, flush
<b>L</b>	Finish type, laminate
<b>114</b>	Finish, Folkstone grey

To order please specify pattern number including:

1. Modesty type
2. Modesty placement
3. Finish type
4. Finish

1. Modesty type:  
M = Full height (26 1/2"H or <sup>283</sup>/<sub>8</sub>")  
H = Half height

2. Modesty placement:  
F = Flush, cantilevered  
R = Recessed

3. Finish type:  
L = Laminate  
1 = V1  
2 = V2  
3 = V3

Product on this page will accept woodgrain laminate where laminate is currently an option.  
List price for woodgrain laminate options will be current published laminate list price plus 10%.

Modesty panels ship with all hardware necessary to attach to tops and each other to build freestanding desks. To join tops to tops or bridge assemblies to desk, hardware must be ordered separately.

Modesty panel lengths are nominal, length changes on option selected.

Glides ship with all supports on this page except the recessed modesty panel.

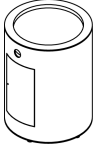
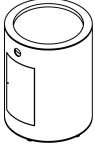
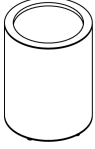
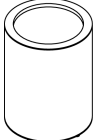
Please see Reff Planning Guide for freestanding planning instructions.



# Reff support components

## drum bases

Standard Specials Systems

description	dia	h	pattern no.	V1	V2	V3
Drum base (standard height) 	24"	26 1/2"	QR9C7798 ( )( )	n/a	\$5,831.	n/a
	20"	26 1/2"	QR9C7801 ( )( )	n/a	5,675.	n/a
	30"	26 1/2"	QR9C7919 ( )( )	n/a	6,049.	n/a
	20"	26 1/2"	QR9G6777 ( )( )	n/a	n/a	7,661.
	24"	26 1/2"	QR9G6778 ( )( )	n/a	n/a	7,872.
	30"	26 1/2"	QR9G6779 ( )( )	n/a	n/a	8,166.
	20"	26 1/2"	QR9D5459 ( )( )	4,935.	n/a	n/a
	24"	26 1/2"	QR9C7794 ( )( )	5,071.	n/a	n/a
	30"	26 1/2"	QR9C7917 ( )( )	5,260.	n/a	n/a
	36"	26 1/2"	QRSDA3627 ( )( )	5,449.	6,267.	8,460.
	Drum base (desk height) 	20"	28 3/8"	QR9G1171 ( )( )	n/a	5,741.
24"		28 3/8"	QR9G1173 ( )( )	n/a	5,946.	n/a
30"		28 3/8"	QR9G1499 ( )( )	n/a	6,155.	n/a
20"		28 3/8"	QR9G6780 ( )( )	n/a	n/a	7,750.
24"		28 3/8"	QR9G6781 ( )( )	n/a	n/a	8,027.
30"		28 3/8"	QR9G6782 ( )( )	n/a	n/a	8,309.
20"		28 3/8"	QR9G0413 ( )( )	4,992.	n/a	n/a
24"		28 3/8"	QR9G1295 ( )( )	5,171.	n/a	n/a
30"		28 3/8"	QR9G2826 ( )( )	5,352.	n/a	n/a
36"		28 3/8"	QRSDHDA3628 ( )( )	5,722.	6,581.	8,884.
Drum base (standard height) No hinged access door 	36"	26 1/2"	QRSD3627 ( )( )	3,103.	3,570.	4,819.
Drum base (desk height) No hinged access door 	36"	28 3/8"	QRSDHD3628 ( )	3,260.	3,749.	5,061.

Reff System

### Order Code

Example: <b>QR9C78012 V319</b>
<b>QR9C7801</b> Reff Standard Special
<b>2</b> V2 Finish
<b>V319</b> Medium Cherry

### Specification Information

To order please specify pattern number including:

- Finish Type.
  - 1 = V1
  - 2 = V2
  - 3 = V3
- Finish

Applicable finishes are listed on page 95 and 96.

### Application Notes

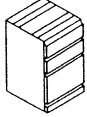
All Drum bases include sandbags for counterweight.

Features for drum with door only:

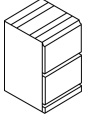
- 9" w x 16" h piano hinged access door with catch closure hardware & black knob pull.
- 8" dia. cutout at bottom.
- 2" dia. hole located centered above door
- 16" dia. cutout in top of 20" dia. Drum base
- 20" dia. cutout in top of 24" dia. Drum base
- 24" dia. cutout in top of 30" and 36" dia. Drum base

Reff Cabinetry  
pedestals, 17" W  
wood interiors, standard height

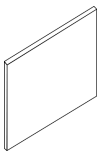
description	w	d	h	pattern no.	L	V1	V2	V3
Pedestal for UK filing standard height	17"	19"	26 1/2"	QR211JUK-( ) W ( ) L	\$1,433.	\$1,533.	\$1,762.	\$2,379.
BBF	17"	23"	26 1/2"	QR212JUK-( ) W ( ) L	1,594.	1,710.	1,966.	2,654.
	17"	29"	26 1/2"	QR213JUK-( ) W ( ) L	1,737.	1,862.	2,141.	2,891.



Pedestal for UK filing standard height	17"	19"	26 1/2"	QR211KUK-( ) W ( ) L	1,334.	1,430.	1,644.	2,220.
FF	17"	23"	26 1/2"	QR212KUK-( ) W ( ) L	1,574.	1,686.	1,939.	2,617.
	17"	29"	26 1/2"	QR213KUK-( ) W ( ) L	1,715.	1,841.	2,117.	2,858.



Pedestal back for UK	17"	1"	26 1/2"	QRPAB17UK-( ) ( )	150.	157.	179.	242.
----------------------	-----	----	---------	-------------------	------	------	------	------



**Order Code**

Example:	QR211JUKLWDL
QR	Reff Standard Special
2	26 1/2"H
1	17" wide
1	19" deep
J	Box box file config.
L	Laminate finish
W	Wood interior
D	Metal D-pull
L	Lock hole drilled

Applicable finishes are listed on page 95 and 96.

**Specification Information**

To order please specify pattern number including:

1. Finish type
2. Pull option
3. Keying instructions
4. Finish

**\*After specifying product code, provide keying instructions.**

1. Finish type:

- L = Laminate
- 1 = V1
- 2 = V2
- 3 = V3

2. Interior options:

- W = Wood

**Application Notes**

3. Pull Option (where applicable)

D = metal D-pull (finish optional)

J = routed J-pull (finish matches case)

C = nickel finish C-pull (nickel finish only)

S = S-pull (stainless steel finish only)

R = Cylinder

T = Tab

F = Bar

H = Out Line

4. Lock options:

L = Drilled to accept lock

6. Refer to page 193 for keying instructions.

Product on this page excluding J-pull option will accept woodgrain laminate where laminate is currently an option.

List price for woodgrain laminate options will be current published laminate list price plus 10%.

Each pedestal with wood drawers includes one pencil tray and two tray dividers in top box drawer.

Pedestals must be ordered with back panel to achieve full depth without a modesty panel.

**Pedestals do not come with lock included. Keying instructions must accompany all cabinet orders.**

File drawers include file bars for front to back and side to side filing. File drawers do not support bottom loading.

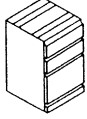
Random locks are factory installed.

Keyalike are field installed using the KnollKey order form.

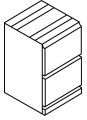
Each locking pedestal on this page counts for one lock core.

Reff Cabinetry  
pedestals, 17" W  
wood interiors, desk height

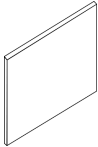
description	w	d	h	pattern no.	L	V1	V2	V3
Pedestal for UK filing	17"	19"	28 <sup>3</sup> / <sub>8</sub> "	QR111JUK-( ) W ( ) L	\$1,505.	\$1,610.	\$1,851.	\$2,500.
desk height	17"	23"	28 <sup>3</sup> / <sub>8</sub> "	QR112JUK-( ) W ( ) L	1,673.	1,795.	2,065.	2,787.
BBF	17"	29"	28 <sup>3</sup> / <sub>8</sub> "	QR113JUK-( ) W ( ) L	1,822.	1,957.	2,250.	3,037.



Pedestal for UK filing	17"	19"	28 <sup>3</sup> / <sub>8</sub> "	QR111KUK-( ) W ( ) L	1,402.	1,501.	1,726.	2,329.
desk height	17"	23"	28 <sup>3</sup> / <sub>8</sub> "	QR112KUK-( ) W ( ) L	1,651.	1,769.	2,034.	2,746.
FF	17"	29"	28 <sup>3</sup> / <sub>8</sub> "	QR113KUK-( ) W ( ) L	1,799.	1,933.	2,223.	3,000.



Pedestal back for UK	17"	1"	28 <sup>3</sup> / <sub>8</sub> "	QRPDHB17UK-( ) ( )	159.	164.	190.	253.
----------------------	-----	----	----------------------------------	--------------------	------	------	------	------



**Order Code**

Example:	QR211JUKLWDL
QR	Reff Standard Special
2	26 <sup>1</sup> / <sub>2</sub> "H
1	17" wide
1	19" deep
J	Box box file config.
L	Laminate finish
W	Wood interior
D	Metal D-pull
L	Lock hole drilled

Applicable finishes are listed on page 95 and 96.

**Specification Information**

To order please specify pattern number including:

1. Finish type
2. Pull option
3. Keying instructions
4. Finish

**\*After specifying product code, provide keying instructions.**

1. Finish type:

- L = Laminate
- 1 = V1
- 2 = V2
- 3 = V3

2. Interior options:

W = Wood

**Application Notes**

3. Pull Option (where applicable)  
D = metal D-pull (finish optional)  
J = routed J-pull (finish matches case)  
C = nickel finish C-pull (nickel finish only)  
S = S-pull (stainless steel finish only)  
R = Cylinder  
T = Tab  
F = Bar  
H = Out Line

4. Lock options:

L = Drilled to accept lock

6. Refer to page 193 for keying instructions.

Product on this page excluding J-pull option will accept woodgrain laminate where laminate is currently an option.

List price for woodgrain laminate options will be current published laminate list price plus 10%.

Each pedestal with wood drawers includes one pencil tray and two tray dividers in top box drawer.

Pedestals must be ordered with back panel to achieve full depth without a modesty panel.

**Pedestals do not come with lock included. Keying instructions must accompany all cabinet orders.**

File drawers include file bars for front to back and side to side filing. File drawers do not support bottom loading.

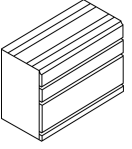
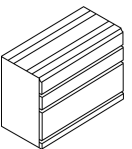
Random locks are factory installed.

Keylike are field installed using the KnollKey order form.

Each locking pedestal on this page counts for one lock core.

Reff Cabinetry  
pedestals, 30" and 36" W  
wood interiors

Standard Specials Systems

description	w	d	h	pattern no.	L	V1	V2	V3
Pedestal standard height BBF 	30"	19"	26 1/2"	QRP231J-( ) ( ) L ( ) ( )	\$1,872.	\$2,002.	\$2,299.	\$3,096.
	30"	23"	26 1/2"	QRP232J-( ) ( ) L ( ) ( )	2,075.	2,224.	2,554.	3,441.
	36"	19"	26 1/2"	QRP261J-( ) ( ) L ( ) ( )	2,310.	2,470.	2,837.	3,823.
	36"	23"	26 1/2"	QRP262J-( ) ( ) L ( ) ( )	2,539.	2,721.	3,126.	4,213.
Pedestal desk height BBF 	30"	19"	28 3/8"	QRP301J-( ) ( ) L ( ) ( )	1,964.	2,100.	2,413.	3,250.
	30"	23"	28 3/8"	QRP302J-( ) ( ) L ( ) ( )	2,178.	2,335.	2,681.	3,613.
	36"	19"	28 3/8"	QRP361J-( ) ( ) L ( ) ( )	2,425.	2,594.	2,980.	4,014.
	36"	23"	28 3/8"	QRP362J-( ) ( ) L ( ) ( )	2,664.	2,856.	3,282.	4,413.

Order Code

Example:	RP211JLWDL
<b>R</b>	Reff
<b>P</b>	Pedestal
<b>2</b>	26 1/2"H
<b>1</b>	16" wide
<b>1</b>	19" deep
<b>J</b>	Box box file config.
<b>L</b>	Laminate finish
<b>W</b>	Wood interior
<b>D</b>	Metal D-pull
<b>L</b>	Lock hole drilled

Applicable finishes are listed on page 95 and 96.

Specification Information

To order please specify pattern number including:

1. Hinge location, where applicable
2. Finish type
3. Interior option
4. Pull option
5. Lock option, applicable hinged doors only
6. Keying instructions
7. Finish

**\*After specifying product code, provide keying instructions.**

1. Hinge location:  
L = Left hand  
R = Right hand

2. Finish type:  
L = Laminate  
1 = V1  
2 = V2  
3 = V3

3. Interior options:  
W = Wood

Application Notes

4. Pull Option (where applicable)  
D = metal D-pull (finish optional)  
J = routed J-pull (finish matches case)  
C = nickel finish C-pull (nickel finish only)  
S = S-pull (stainless steel finish only)  
R = Cylinder  
T = Tab  
F = Bar  
H = Out Line

5. Lock options:  
L = Drilled to accept lock  
N = No drilling

6. Refer to page 193 for keying instructions.

Product on this page excluding J-pull option will accept woodgrain laminate where laminate is currently an option.

List price for woodgrain laminate options will be current published laminate list price plus 10%.

Pedestals must be ordered with back panel to achieve full depth without a modesty panel.

**Pedestals do not come with lock included. Keying instructions must accompany all cabinet orders.**

Hinge door cabinets have optional lock drilling which can be specified in the cabinet product code.

Mobile pedestals are always equipped with finished backs.

File drawers include file bars for front to back and side to side filing. File drawers do not support bottom loading.

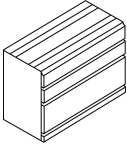
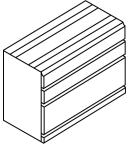
Random locks are factory installed.

Keyalike are field installed using the KnollKey order form.

Each locking pedestal on this page counts for one lock core.

Reff Cabinetry  
pedestals, 30" and 36" W  
metal interiors

Standard Specials Systems

description	w	d	h	pattern no.	L	V1	V2	V3
Pedestal standard height BBF 	30"	19"	26 1/2"	QRP231J-( ) ( ) L ( ) ( )	\$1,563.	\$1,674.	\$1,921.	\$2,586.
	30"	23"	26 1/2"	QRP232J-( ) ( ) L ( ) ( )	1,606.	1,722.	1,978.	2,662.
	36"	19"	26 1/2"	QRP261J-( ) ( ) L ( ) ( )	1,667.	1,784.	2,048.	2,758.
	36"	23"	26 1/2"	QRP262J-( ) ( ) L ( ) ( )	1,703.	1,826.	2,096.	2,823.
Pedestal desk height BBF 	30"	19"	28 3/8"	QRP301J-( ) ( ) L ( ) ( )	1,640.	1,756.	2,017.	2,714.
	30"	23"	28 3/8"	QRP302J-( ) ( ) L ( ) ( )	1,686.	1,807.	2,074.	2,792.
	36"	19"	28 3/8"	QRP361J-( ) ( ) L ( ) ( )	1,750.	1,872.	2,150.	2,894.
	36"	23"	28 3/8"	QRP362J-( ) ( ) L ( ) ( )	1,786.	1,915.	2,199.	2,961.

Order Code

Example:	RP211JLWDL
R	Reff
P	Pedestal
2	26 1/2"H
1	16" wide
1	19" deep
J	Box box file config.
L	Laminate finish
W	Wood interior
D	Metal D-pull
L	Lock hole drilled

Applicable finishes are listed on page 95 and 96.

Specification Information

To order please specify pattern number including:

- Hinge location, where applicable
- Finish type
- Interior option
- Pull option
- Lock option, applicable hinged doors only
- Keying instructions
- Finish

**\*After specifying product code, provide keying instructions.**

1. Hinge location:  
L = Left hand  
R = Right hand

2. Finish type:  
L = Laminate  
1 = V1  
2 = V2  
3 = V3

3. Interior options:  
M = Metal

Application Notes

4. Pull Option (where applicable)  
D = metal D-pull (finish optional)  
J = routed J-pull (finish matches case)  
C = nickel finish C-pull (nickel finish only)  
S = S-pull (stainless steel finish only)  
R = Cylinder  
T = Tab  
F = Bar  
H = Out Line

5. Lock options:  
L = Drilled to accept lock  
N = No drilling

6. Refer to page 193 for keying instructions.

Product on this page excluding J-pull option will accept woodgrain laminate where laminate is currently an option.  
List price for woodgrain laminate options will be current published laminate list price plus 10%.

Pedestals must be ordered with back panel to achieve full depth without a modesty panel.

**Pedestals do not come with lock included. Keying instructions must accompany all cabinet orders.**

Hinge door cabinets have optional lock drilling which can be specified in the cabinet product code.

Mobile pedestals are always equipped with finished backs.

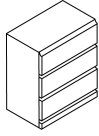
File drawers include file bars for front to back and side to side filing. File drawers do not support bottom loading.

Random locks are factory installed. Keyalike are field installed using the KnollKey order form.

Each locking pedestal on this page counts for one lock core.

Reff Cabinetry  
*Cabinets ( use with 26 1/2" h support components)*  
 38" high  
 wood interior

description	w	d	h	pattern no.	L	V1	V2	V3
3 Drawer lateral file with anit-tip bar device	30"	20"	38"	<b>QRC332F-</b> ( ) ( ) L ( ) ( )	\$2,597.	\$3,404.	\$3,915.	\$5,286.
	30"	24"	38"	<b>QRC333F-</b> ( ) ( ) L ( ) ( )	2,851.	3,742.	4,303.	5,810.
	36"	20"	38"	<b>QRC362F-</b> ( ) ( ) L ( ) ( )	3,248.	4,254.	4,893.	6,604.
	36"	24"	38"	<b>QRC363F-</b> ( ) ( ) L ( ) ( )	3,568.	4,674.	5,375.	7,256.



**Order Code**

Example:	<b>QRC332FLWJL</b>
<b>QR</b>	Reff Standard Special
<b>C</b>	Cabinets
<b>3</b>	38" high
<b>3</b>	30" wide
<b>2</b>	20" deep
<b>F</b>	File drawer
<b>L</b>	Laminate finish type
<b>W</b>	Wood interior
<b>J</b>	Routed pull
<b>L</b>	Lock drilling

**Specification Information**

*To order please specify pattern number including:*

1. Hinge location, where applicable
2. Finish type
3. Interior option
4. Pull option
5. Lock option, where applicable
6. Finish, cabinet
7. Finish, pull when applicable
8. Keying instructions

**\*After specifying product code, provide keying instructions.**

*1. Hinge location:*

L = Left hand  
R = Right hand

*2. Finish type:*

L = Laminate  
1 = V1  
2 = V2  
3 = V3

*3. Interior options:*

W = Wood

*4. Pull Option (where applicable)*

D = metal D-pull (finish optional)  
J = routed J-pull (finish matches case)  
C = nickel finish C-pull (nickel finish only)  
S = S-pull (stainless steel finish only)  
R = Cylinder  
T = Tab  
F = Bar  
H = Out Line

*5. Lock options:*

L = Lock hole drilled  
N = No lock drilling

*8. Refer to page 193 for keying instructions.*

Product on this page excluding J-pull option will accept woodgrain laminate where laminate is currently an option.

List price for woodgrain laminate options will be current published laminate list price plus 10%.

Specify shelf paint finish on open cabinets with metal interiors.

Please note: Shelf adjustability is limited to approximately 2.5" up or down per shelf from predetermined shelf height.

**Application Notes**

Key alike are field installed using the KnollKey order form. Random locks are factory installed.

**Cabinets do not come with lock included. Keying instructions must accompany all cabinet orders.**

Hinge door cabinets have optional lock drilling which can be specified in the cabinet product code.

*\*Note:*

Wardrobe cabinets do not come equipped with coat rod and boot tray. Please specify separately from standard Reff price list.

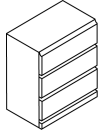
File drawers include file bars for front to back and side to side filing.

File drawers do not support bottom loading.

Applicable finishes are listed on page 95 and 96.

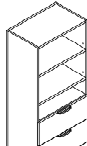
Reff Cabinetry  
 Cabinets ( use with 26 1/2" h support components)  
 38" high  
 metal interior

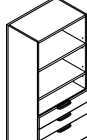
description	width	depth	height	pattern no.	L	V1	V2	V3
3 Drawer lateral file with anit-tip bar device	30"	20"	38"	<b>QRC332F-()()L()()</b>	\$2,427.	\$3,180.	\$3,657.	\$4,937.
	30"	24"	38"	<b>QRC333F-()()L()()</b>	2,678.	3,510.	4,038.	5,450.
	36"	20"	38"	<b>QRC362F-()()L()()</b>	3,077.	4,032.	4,637.	6,260.
	36"	24"	38"	<b>QRC363F-()()L()()</b>	3,397.	4,455.	5,124.	6,916.



Order Code	Specification Information	Application Notes
Example: <b>QRC332FLWJL</b>	<i>To order please specify pattern number including:</i>	Key alike are field installed using the KnollKey order form. Random locks are factory installed.
<b>QR</b> Reff Standard Special	1. Hinge location, where applicable	<b>Cabinets do not come with lock included. Keying instructions must accompany all cabinet orders.</b>
<b>C</b> Cabinets	2. Finish type	Hinge door cabinets have optional lock drilling which can be specified in the cabinet product code.
<b>3</b> 38" high	3. Interior option	<i>*Note:</i> Wardrobe cabinets do not come equipped with coat rod and boot tray. Please specify separately from standard Reff price list.
<b>3</b> 30" wide	4. Pull option	File drawers include file bars for front to back and side to side filing.
<b>2</b> 20" deep	5. Lock option, where applicable	File drawers do not support bottom loading.
<b>F</b> File drawer	6. Finish, cabinet	Applicable finishes are listed on page 95 and 96.
<b>L</b> Laminate finish type	7. Finish, pull when applicable	
<b>W</b> Wood interior	8. Keying instructions	
<b>J</b> Routed pull	<b>*After specifying product code, provide keying instructions.</b>	
<b>L</b> Lock drilling	1. <i>Hinge location:</i> L = Left hand R = Right hand	
	2. <i>Finish type:</i> L = Laminate 1 = V1 2 = V2 3 = V3	
	3. <i>Interior options:</i> M = Metal	
	4. <i>Pull Option (where applicable)</i> D = metal D-pull (finish optional) J = routed J-pull (finish matches case) C = nickel finish C-pull (nickel finish only) S = S-pull (stainless steel finish only) R = Cylinder T = Tab F = Bar H = Out Line	
	5. <i>Lock options:</i> L = Lock hole drilled N = No lock drilling	
	8. Refer to page 193 for keying instructions.	
	Product on this page excluding J-pull option will accept woodgrain laminate where laminate is currently an option.	
	List price for woodgrain laminate options will be current published laminate list price plus 10%.	
	Specify shelf paint finish on open cabinets with metal interiors.	
	Please note: Shelf adjustability is limited to approximately 2.5" up or down per shelf from predetermined shelf height.	

Reff Cabinetry  
*Cabinets ( use with 26 1/2" h support components)*  
*64" high*  
*wood interior*

description	w	d	h	pattern no.	L	V1	V2	V3
 Storage open above w/2 adj shelves, FF below	16"	20"	64"	<b>QRC612G-</b> ( ) ( ) L ( ) ( )	\$2,396.	\$3,114.	\$3,580.	\$4,834.
	16"	24"	64"	<b>QRC613G-</b> ( ) ( ) L ( ) ( )	2,625.	3,410.	3,923.	5,295.
	30"	20"	64"	<b>QRC632G-</b> ( ) ( ) L ( ) ( )	2,975.	3,873.	4,453.	6,011.
	30"	24"	64"	<b>QRC633G-</b> ( ) ( ) L ( ) ( )	3,282.	4,275.	4,915.	6,637.
	36"	20"	64"	<b>QRC662G-</b> ( ) ( ) L ( ) ( )	3,264.	4,249.	4,886.	6,596.
	36"	24"	64"	<b>QRC663G-</b> ( ) ( ) L ( ) ( )	3,602.	4,695.	5,398.	7,288.

 Storage open above w/2 adj shelves, BBF below	16"	20"	64"	<b>QRC612P-</b> ( ) ( ) L ( ) ( )	2,465.	3,201.	3,681.	4,971.
	16"	24"	64"	<b>QRC613P-</b> ( ) ( ) L ( ) ( )	2,710.	3,525.	4,054.	5,471.
	30"	20"	64"	<b>QRC632P-</b> ( ) ( ) L ( ) ( )	2,861.	3,724.	4,283.	5,781.
	30"	24"	64"	<b>QRC633P-</b> ( ) ( ) L ( ) ( )	3,135.	4,082.	4,694.	6,337.
	36"	20"	64"	<b>QRC662P-</b> ( ) ( ) L ( ) ( )	3,142.	4,087.	4,700.	6,345.
	36"	24"	64"	<b>QRC663P-</b> ( ) ( ) L ( ) ( )	3,435.	4,482.	5,154.	6,958.

**Order Code**

Example:	<b>QRC332FLWJL</b>
<b>QR</b>	Reff Standard Special
<b>C</b>	Cabinets
<b>3</b>	38" high
<b>3</b>	30" wide
<b>2</b>	20" deep
<b>F</b>	File drawer
<b>L</b>	Laminate finish type
<b>W</b>	Wood interior
<b>J</b>	Routed pull
<b>L</b>	Lock drilling

**Specification Information**

*To order please specify pattern number including:*

- Hinge location, where applicable
- Finish type
- Interior option
- Pull option
- Lock option, where applicable
- Finish, cabinet
- Finish, pull when applicable
- Keying instructions

**\*After specifying product code, provide keying instructions.**

*1. Hinge location:*  
 L = Left hand  
 R = Right hand

*2. Finish type:*  
 L = Laminate  
 1 = V1  
 2 = V2  
 3 = V3

*3. Interior options:*  
 W = Wood

*4. Pull Option (where applicable)*  
 D = metal D-pull (finish optional)  
 J = routed J-pull (finish matches case)  
 C = nickel finish C-pull (nickel finish only)  
 S = S-pull (stainless steel finish only)  
 R = Cylinder  
 T = Tab  
 F = Bar  
 H = Out Line

*5. Lock options:*  
 L = Lock hole drilled  
 N = No lock drilling

*8. Refer to page 193 for keying instructions.*

Product on this page excluding J-pull option will accept woodgrain laminate where laminate is currently an option.

List price for woodgrain laminate options will be current published laminate list price plus 10%.

Specify shelf paint finish on open cabinets with metal interiors.

Please note: Shelf adjustability is limited to approximately 2.5" up or down per shelf from predetermined shelf height.

**Application Notes**

Key alike are field installed using the KnollKey order form. Random locks are factory installed.

**Cabinets do not come with lock included. Keying instructions must accompany all cabinet orders.**

Hinge door cabinets have optional lock drilling which can be specified in the cabinet product code.

*\*Note:*  
 Wardrobe cabinets do not come equipped with coat rod and boot tray. Please specify separately from standard Reff price list.

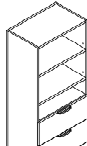
File drawers include file bars for front to back and side to side filing.

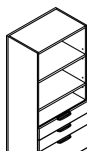
File drawers do not support bottom loading.

Applicable finishes are listed on page 95 and 96.



Reff Cabinetry  
 Cabinets ( use with 26 1/2" h support components)  
 64" high  
 metal interior

description	w	d	h	pattern no.	L	V1	V2	V3
Storage open above w/2 adj shelves, FF below 	16"	20"	64"	<b>QRC612G-</b> ( ) ( ) L ( ) ( )	\$2,254.	\$2,923.	\$3,363.	\$4,539.
	16"	24"	64"	<b>QRC613G-</b> ( ) ( ) L ( ) ( )	2,479.	3,223.	3,706.	5,004.
	30"	20"	64"	<b>QRC632G-</b> ( ) ( ) L ( ) ( )	2,831.	3,683.	4,236.	5,719.
	30"	24"	64"	<b>QRC633G-</b> ( ) ( ) L ( ) ( )	3,140.	4,086.	4,699.	6,343.
	36"	20"	64"	<b>QRC662G-</b> ( ) ( ) L ( ) ( )	3,119.	4,059.	4,668.	6,303.
	36"	24"	64"	<b>QRC663G-</b> ( ) ( ) L ( ) ( )	3,459.	4,506.	5,183.	6,997.

Storage open above w/2 adj shelves, BBF below 	16"	20"	64"	<b>QRC612P-</b> ( ) ( ) L ( ) ( )	2,321.	3,013.	3,465.	4,677.
	16"	24"	64"	<b>QRC613P-</b> ( ) ( ) L ( ) ( )	2,566.	3,339.	3,840.	5,184.
	30"	20"	64"	<b>QRC632P-</b> ( ) ( ) L ( ) ( )	2,716.	3,533.	4,063.	5,486.
	30"	24"	64"	<b>QRC633P-</b> ( ) ( ) L ( ) ( )	2,988.	3,891.	4,475.	6,041.
	36"	20"	64"	<b>QRC662P-</b> ( ) ( ) L ( ) ( )	2,995.	3,900.	4,484.	6,053.
	36"	24"	64"	<b>QRC663P-</b> ( ) ( ) L ( ) ( )	3,294.	4,289.	4,932.	6,659.

Order Code

Example: <b>QRC332FLWJL</b>	
<b>QR</b>	Reff Standard Special
<b>C</b>	Cabinets
<b>3</b>	38" high
<b>3</b>	30" wide
<b>2</b>	20" deep
<b>F</b>	File drawer
<b>L</b>	Laminate finish type
<b>W</b>	Wood interior
<b>J</b>	Routed pull
<b>L</b>	Lock drilling

Specification Information

To order please specify pattern number including:

- Hinge location, where applicable
- Finish type
- Interior option
- Pull option
- Lock option, where applicable
- Finish, cabinet
- Finish, pull when applicable
- Keying instructions

**\*After specifying product code, provide keying instructions.**

1. Hinge location:  
 L = Left hand  
 R = Right hand

2. Finish type:  
 L = Laminate  
 1 = V1  
 2 = V2  
 3 = V3

3. Interior options:  
 M = Metal

4. Pull Option (where applicable)  
 D = metal D-pull (finish optional)  
 J = routed J-pull (finish matches case)  
 C = nickel finish C-pull (nickel finish only)  
 S = S-pull (stainless steel finish only)  
 R = Cylinder  
 T = Tab  
 F = Bar  
 H = Out Line

5. Lock options:  
 L = Lock hole drilled  
 N = No lock drilling

8. Refer to page 193 for keying instructions.

Product on this page excluding J-pull option will accept woodgrain laminate where laminate is currently an option.

List price for woodgrain laminate options will be current published laminate list price plus 10%.

Specify shelf paint finish on open cabinets with metal interiors.

Please note: Shelf adjustability is limited to approximately 2.5" up or down per shelf from predetermined shelf height.

Application Notes

Key alike are field installed using the KnollKey order form. Random locks are factory installed.

**Cabinets do not come with lock included. Keying instructions must accompany all cabinet orders.**

Hinge door cabinets have optional lock drilling which can be specified in the cabinet product code.

*\*Note:*  
 Wardrobe cabinets do not come equipped with coat rod and boot tray. Please specify separately from standard Reff price list.

File drawers include file bars for front to back and side to side filing.

File drawers do not support bottom loading.

Applicable finishes are listed on page 95 and 96.

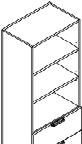
# Reff Cabinetry

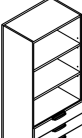
## Cabinets ( use with 26 1/2" h support components)

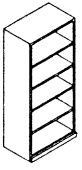
### 72" high

### wood interior

Standard Specials Systems

description	w	d	h	pattern no.	L	V1	V2	V3
Storage open above w/2 adj shelves, FF below 	16"	20"	72"	<b>QRC712G-</b> ( ) ( ) L ( ) ( ) ( )	\$2,525.	\$3,281.	\$3,774.	\$5,093.
	16"	24"	72"	<b>QRC713G-</b> ( ) ( ) L ( ) ( ) ( )	2,774.	3,607.	4,148.	5,600.
	30"	20"	72"	<b>QRC732G-</b> ( ) ( ) L ( ) ( ) ( )	3,143.	4,088.	4,701.	6,346.
	30"	24"	72"	<b>QRC733G-</b> ( ) ( ) L ( ) ( ) ( )	3,430.	4,470.	5,141.	6,940.
	36"	20"	72"	<b>QRC762G-</b> ( ) ( ) L ( ) ( ) ( )	3,393.	4,419.	5,082.	6,860.
	36"	24"	72"	<b>QRC763G-</b> ( ) ( ) L ( ) ( ) ( )	3,684.	4,802.	5,522.	7,455.

Storage open above w/2 adj shelves, BBF below 	16"	20"	72"	<b>QRC712P-</b> ( ) ( ) L ( ) ( ) ( )	2,609.	3,394.	3,903.	5,268.
	16"	24"	72"	<b>QRC713P-</b> ( ) ( ) L ( ) ( ) ( )	2,855.	3,715.	4,272.	5,769.
	30"	20"	72"	<b>QRC732P-</b> ( ) ( ) L ( ) ( ) ( )	3,042.	3,959.	4,553.	6,147.
	30"	24"	72"	<b>QRC733P-</b> ( ) ( ) L ( ) ( ) ( )	3,330.	4,337.	4,987.	6,734.
	36"	20"	72"	<b>QRC762P-</b> ( ) ( ) L ( ) ( ) ( )	3,334.	4,342.	4,993.	6,741.
	36"	24"	72"	<b>QRC763P-</b> ( ) ( ) L ( ) ( ) ( )	3,654.	4,762.	5,477.	7,392.

Cabinet with open shelves 	30"	15"	72"	<b>QRC731B-</b> ( ) ( ) ( ) ( )	2,500.	3,259.	3,747.	5,058.
	36"	15"	72"	<b>QRC761B-</b> ( ) ( ) ( ) ( )	2,801.	3,650.	4,197.	5,667.

Note: Cabinet must be secured to wall to prevent tipping. Hardware is included.

#### Order Code

Example:	<b>RC732BLMNN</b>
<b>R</b>	Reff
<b>C</b>	Cabinets
<b>7</b>	72" high
<b>3</b>	30" wide
<b>2</b>	20" deep
<b>B</b>	Full bookcase
<b>L</b>	Laminate finish
<b>M</b>	Metal interior
<b>N</b>	No drilling
<b>N</b>	No drilling

Please note: Shelf adjustability is limited to approximately 2.5" up or down per shelf from predetermined shelf height.

#### Specification Information

- To order please specify pattern number including:
- Hinge location, where applicable
  - Finish type
  - Interior option
  - Pull option
  - Lock option, where applicable
  - Finish, cabinet
  - Finish, pull when applicable
  - Left hand side of cabinet drilling:
    - N = No drilling
    - Size to drill for each workwall:
      - S0 = 19"H x 15"D
      - S1 = 19"H x 20"D
      - T0 = 23"H x 15"D
      - T1 = 23"H x 20"D
  - Right hand side of cabinet drilling: same as #8 above.
  - Keying instructions

\*After specifying product code, provide keying instructions.

#### Application Notes

##### 1. Hinge location:

- L = Left hand
- R = Right hand

##### 2. Finish type:

- L = Laminate
- 1 = V1
- 2 = V2
- 3 = V3

##### 3. Interior options:

- W = Wood

##### 4. Pull Option (where applicable)

- D = metal D-pull (finish optional)
- J = routed J-pull (finish matches case)
- C = nickel finish C-pull (nickel finish only)
- S = S-pull (stainless steel finish only)
- R = Cylinder
- T = Tab
- F = Bar
- H = Out Line

##### 5. Lock options:

- L = Lock hole drilled
- N = No lock drilling

10. Refer to page 193 for keying instructions.

Product on this page excluding J-pull option will accept woodgrain laminate where laminate is currently an option.

List price for woodgrain laminate options will be current published laminate list price plus 10%.

Key alike are field installed using the KnollKey order form. Random locks are factory installed.

**Cabinets do not come with lock included. Keying instructions must accompany all cabinet orders.**

Hinge door cabinets have optional lock drilling which can be specified in the cabinet product code.

Wardrobe cabinets do not come equipped with coat rod and boot tray. Please specify separately from standard Reff price list.

File drawers include file bars for front to back and side to side filing.

File drawers do not support bottom loading.

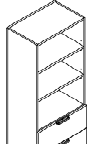
Applicable finishes are listed on page 95 and 96.

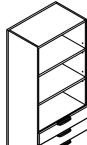
# Reff Cabinetry

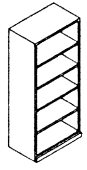
## Cabinets ( use with 26 1/2" h support components)

### 72" high

### metal interior

description	w	d	h	pattern no.	L, metal interiors	V1	V2	V3
Storage open above w/2 adj shelves, FF below 	16"	20"	72"	<b>QRC712G-</b> ( ) ( ) L ( ) ( ) ( )	\$2,379.	\$3,089.	\$3,552.	\$4,796.
	16"	24"	72"	<b>QRC713G-</b> ( ) ( ) L ( ) ( ) ( )	2,600.	3,420.	3,933.	5,309.
	30"	20"	72"	<b>QRC732G-</b> ( ) ( ) L ( ) ( ) ( )	2,996.	3,904.	4,490.	6,059.
	30"	24"	72"	<b>QRC733G-</b> ( ) ( ) L ( ) ( ) ( )	3,288.	4,282.	4,923.	6,647.
	36"	20"	72"	<b>QRC762G-</b> ( ) ( ) L ( ) ( ) ( )	3,248.	4,228.	4,863.	6,565.
	36"	24"	72"	<b>QRC763G-</b> ( ) ( ) L ( ) ( ) ( )	3,538.	4,611.	5,305.	7,160.

Storage open above w/2 adj shelves, BBF below 	16"	20"	72"	<b>QRC712P-</b> ( ) ( ) L ( ) ( ) ( )	2,468.	3,203.	3,684.	4,974.
	16"	24"	72"	<b>QRC713P-</b> ( ) ( ) L ( ) ( ) ( )	2,710.	3,525.	4,054.	5,471.
	30"	20"	72"	<b>QRC732P-</b> ( ) ( ) L ( ) ( ) ( )	2,895.	3,767.	4,332.	5,848.
	30"	24"	72"	<b>QRC733P-</b> ( ) ( ) L ( ) ( ) ( )	3,186.	4,149.	4,772.	6,442.
	36"	20"	72"	<b>QRC762P-</b> ( ) ( ) L ( ) ( ) ( )	3,191.	4,155.	4,778.	6,450.
	36"	24"	72"	<b>QRC763P-</b> ( ) ( ) L ( ) ( ) ( )	3,511.	4,571.	5,257.	7,097.

Cabinet with open shelves 	30"	15"	72"	<b>QRC731B-</b> ( ) ( ) ( ) ( )	2,330.	3,037.	3,494.	4,716.
	36"	15"	72"	<b>QRC761B-</b> ( ) ( ) ( ) ( )	2,630.	3,426.	3,940.	5,319.

Note: Cabinet must be secured to wall to prevent tipping. Hardware is included.

Order Code	Specification Information	Application Notes
Example: <b>RC732BLMNN</b>	<i>To order please specify pattern number including:</i>	
<b>R</b> Reff	1. Hinge location, where applicable	1. Hinge location: L = Left hand R = Right hand
<b>C</b> Cabinets	2. Finish type	2. Finish type: L = Laminate
<b>7</b> 72" high	3. Interior option	1 = V1
<b>3</b> 30" wide	4. Pull option	2 = V2
<b>2</b> 20" deep	5. Lock option, where applicable	3 = V3
<b>B</b> Full bookcase	6. Finish, cabinet	3. Interior options: M = Metal
<b>L</b> Laminate finish	7. Finish, pull when applicable	4. Pull Option (where applicable)
<b>M</b> Metal interior	8. Left hand side of cabinet drilling: N = No drilling	D = metal D-pull (finish optional)
<b>N</b> No drilling	Size to drill for each workwall: S0 = 19"H x 15"D	J = routed J-pull (finish matches case)
<b>N</b> No drilling	S1 = 19"H x 20"D	C = nickel finish C-pull (nickel finish only)
	T0 = 23"H x 15"D	S = S-pull (stainless steel finish only)
	T1 = 23"H x 20"D	R = Cylinder
	9. Right hand side of cabinet drilling: same as #8 above.	T = Tab
	10. Keying instructions	F = Bar
	*After specifying product code, provide keying instructions.	H = Out Line

Please note: Shelf adjustability is limited to approximately 2.5" up or down per shelf from predetermined shelf height.

1. Hinge location, where applicable

2. Finish type

3. Interior option

4. Pull option

5. Lock option, where applicable

6. Finish, cabinet

7. Finish, pull when applicable

8. Left hand side of cabinet drilling:  
N = No drilling

Size to drill for each workwall:  
S0 = 19"H x 15"D  
S1 = 19"H x 20"D  
T0 = 23"H x 15"D  
T1 = 23"H x 20"D

9. Right hand side of cabinet drilling: same as #8 above.

10. Keying instructions

\*After specifying product code, provide keying instructions.

1. Hinge location:  
L = Left hand  
R = Right hand

2. Finish type:  
L = Laminate  
1 = V1  
2 = V2  
3 = V3

3. Interior options:  
M = Metal

4. Pull Option (where applicable)  
D = metal D-pull (finish optional)  
J = routed J-pull (finish matches case)  
C = nickel finish C-pull (nickel finish only)  
S = S-pull (stainless steel finish only)  
R = Cylinder  
T = Tab  
F = Bar  
H = Out Line

5. Lock options:  
L = Lock hole drilled  
N = No lock drilling

10. Refer to page 193 for keying instructions.

Product on this page excluding J-pull option will accept woodgrain laminate where laminate is currently an option. List price for woodgrain laminate options will be current published laminate list price plus 10%.

Key alike are field installed using the KnollKey order form. Random locks are factory installed.

**Cabinets do not come with lock included. Keying instructions must accompany all cabinet orders.**

Hinge door cabinets have optional lock drilling which can be specified in the cabinet product code.

Wardrobe cabinets do not come equipped with coat rod and boot tray. Please specify separately from standard Reff price list.

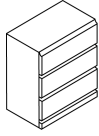
File drawers include file bars for front to back and side to side filing.

File drawers do not support bottom loading.

Applicable finishes are listed on page 95 and 96.

Reff Cabinetry  
 Cabinets ( use with 28<sup>3/8</sup>" h support components)  
 40<sup>1/2</sup>" high  
 wood interior

description	w	d	h	pattern no.	L	V1	V2	V3
3 Drawer lateral file with anit-tip bar device	30"	20"	40 <sup>1/2</sup> "	<b>QRC332DHF</b> ( ) ( ) <b>L</b> ( ) ( )	\$2,354.	\$3,086.	\$3,548.	\$4,790.
	30"	24"	40 <sup>1/2</sup> "	<b>QRC333DHF</b> ( ) ( ) <b>L</b> ( ) ( )	2,596.	3,402.	3,913.	5,282.
	36"	20"	40 <sup>1/2</sup> "	<b>QRC362DHF</b> ( ) ( ) <b>L</b> ( ) ( )	2,998.	3,934.	4,524.	6,107.
	36"	24"	40 <sup>1/2</sup> "	<b>QRC363DHF</b> ( ) ( ) <b>L</b> ( ) ( )	3,291.	4,315.	4,962.	6,698.



**Order Code**

Example: <b>QRC332DHFLWJL</b>	
<b>QR</b>	Reff Standard Special
<b>C</b>	Cabinets
<b>3</b>	40 <sup>1/2</sup> " high
<b>3</b>	30" wide
<b>2</b>	20" deep
<b>DH</b>	Desk height
<b>F</b>	File drawer
<b>L</b>	Laminate finish type
<b>W</b>	Wood interior
<b>J</b>	Routed pull
<b>L</b>	Lock drilling

**Specification Notes**

To order please specify pattern number including:

1. Finish type
2. Interior option
3. Pull option
4. Finish, cabinet
5. Finish, pull when applicable
6. Keying instructions

**\*After specifying product code, provide keying instructions.**

1. *Finish type:*  
 L = Laminate  
 1 = V1  
 2 = V2  
 2 = V3

2. *Interior options:*  
 W = Wood

**Application Notes**

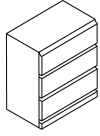
Key alike are field installed using the KnollKey order form. Random locks are factory installed.

File drawers include file bars for front to back and side to side filing.

Product on this page excluding J-pull option will accept woodgrain laminate where laminate is currently an option.  
 List price for woodgrain laminate options will be current published laminate list price plus 10%.

Reff Cabinetry  
 Cabinets ( use with 28<sup>3</sup>/<sub>8</sub>" h support components)  
 40<sup>1</sup>/<sub>2</sub>" high  
 metal interior

description	w	d	h	pattern no.	L	V1	V2	V3
3 Drawer lateral file with anit-tip bar device	30"	20"	40 <sup>1</sup> / <sub>2</sub> "	<b>QRC332DHF</b> ( ) ( ) <b>L</b> ( ) ( )	\$2,186.	\$2,864.	\$3,294.	\$4,448.
	30"	24"	40 <sup>1</sup> / <sub>2</sub> "	<b>QRC333DHF</b> ( ) ( ) <b>L</b> ( ) ( )	2,433.	3,189.	3,668.	4,950.
	36"	20"	40 <sup>1</sup> / <sub>2</sub> "	<b>QRC362DHF</b> ( ) ( ) <b>L</b> ( ) ( )	2,821.	3,701.	4,256.	5,745.
	36"	24"	40 <sup>1</sup> / <sub>2</sub> "	<b>QRC363DHF</b> ( ) ( ) <b>L</b> ( ) ( )	3,115.	4,084.	4,697.	6,340.



**Order Code**

Example:	<b>QRC332DHFLWJL</b>
<b>QR</b>	Reff Standard Special
<b>C</b>	Cabinets
<b>3</b>	40 <sup>1</sup> / <sub>2</sub> " high
<b>3</b>	30" wide
<b>2</b>	20" deep
<b>DH</b>	Desk height
<b>F</b>	File drawer
<b>L</b>	Laminate finish type
<b>W</b>	Wood interior
<b>J</b>	Routed pull
<b>L</b>	Lock drilling

**Specification Information**

To order please specify pattern number including:

1. Finish type
2. Interior option
3. Pull option
4. Finish, cabinet
5. Finish, pull when applicable
6. Keying instructions

**\*After specifying product code, provide keying instructions.**

1. Finish type:

- L = Laminate
- 1 = V1
- 2 = V2
- 2 = V3

2. Interior options:

- W = Wood

3. Pull Option (where applicable)

- D = metal D-pull (finish optional)
- J = routed J-pull (finish matches case)
- C = nickel finish C-pull (nickel finish only)
- S = S-pull (stainless steel finish only)
- R = Cylinder
- T = Tab
- F = Bar
- H = Out Line

Product on this page excluding J-pull option will accept woodgrain laminate where laminate is currently an option.

List price for woodgrain laminate options will be current published laminate list price plus 10%.

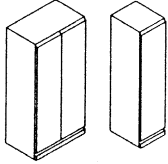
**Application Notes**

Key alike are field installed using the KnollKey order form. Random locks are factory installed.

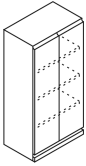
File drawers include file bars for front to back and side to side filing.

Reff Cabinetry  
*Cabinets ( use with 28<sup>3</sup>/<sub>8</sub>" h support components)*  
 68" high  
 wood interior

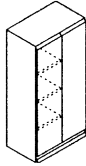
description	w	d	h	pattern no.	L	V1	V2	V3
Cabinet with hinged doors for coat rod and boot tray*	16"	20"	68"	<b>QRC612DHD (L/R) ( ) ( ) ( )</b>	\$2,106.	\$2,759.	\$3,173.	\$4,284.
	16"	24"	68"	<b>QRC613DHD (L/R) ( ) ( ) ( )</b>	2,307.	3,024.	3,478.	4,696.
	30"	20"	68"	<b>QRC632DHD ( ) ( ) ( ) ( )</b>	2,573.	3,371.	3,877.	5,233.
	30"	24"	68"	<b>QRC633DHD ( ) ( ) ( ) ( )</b>	2,650.	3,478.	4,001.	5,400.
	36"	20"	68"	<b>QRC662DHD ( ) ( ) ( ) ( )</b>	2,848.	3,735.	4,295.	5,799.
	36"	24"	68"	<b>QRC663DHD ( ) ( ) ( ) ( )</b>	2,911.	3,841.	4,418.	5,963.



Cabinet with hinged doors and 3 adj. shelves	16"	20"	68"	<b>QRC612DHC (L/R) ( ) ( ) ( )</b>	2,405.	3,152.	3,626.	4,895.
	16"	24"	68"	<b>QRC613DHC (L/R) ( ) ( ) ( )</b>	2,665.	3,492.	4,015.	5,421.
	30"	20"	68"	<b>QRC632DHC ( ) ( ) ( ) ( )</b>	3,133.	4,106.	4,722.	6,374.
	30"	24"	68"	<b>QRC633DHC ( ) ( ) ( ) ( )</b>	3,443.	4,516.	5,192.	7,009.
	36"	20"	68"	<b>QRC662DHC ( ) ( ) ( ) ( )</b>	3,409.	4,466.	5,136.	6,933.
	36"	24"	68"	<b>QRC663DHC ( ) ( ) ( ) ( )</b>	3,720.	4,876.	5,606.	7,569.



Cabinet with full height doors half wardrobe and half shelves	30"	20"	68"	<b>QRC632DHE (L/R) ( ) ( ) ( )</b>	3,612.	4,733.	5,444.	7,349.
	30"	24"	68"	<b>QRC633DHE (L/R) ( ) ( ) ( )</b>	3,986.	5,227.	6,010.	8,114.
	36"	20"	68"	<b>QRC662DHE (L/R) ( ) ( ) ( )</b>	3,975.	5,206.	5,985.	8,080.
	36"	24"	68"	<b>QRC663DHE (L/R) ( ) ( ) ( )</b>	4,385.	5,749.	6,613.	8,926.



Left hand shown

Order Code	Specification Information	Application Notes
Example: <b>QRC612DHDLWJN</b>	To order please specify pattern number including:	Key alike are field installed using the KnollKey order form. Random locks are factory installed.
<b>QR</b> Reff Standard Special	1. Hinge location, where applicable	<b>Cabinets do not come with lock included. Keying instructions must accompany all cabinet orders.</b>
<b>C</b> Cabinets	2. Finish type	Hinge door cabinets have optional lock drilling which can be specified in the cabinet product code.
<b>6</b> 68" high	3. Interior option	<i>*Note:</i> Wardrobe cabinets do not come equipped with coat rod and boot tray. Please specify separately from standard Reff price list.
<b>1</b> 16" wide	4. Pull option	File drawers include file bars for front to back and side to side filing.
<b>2</b> 20" deep	5. Lock option, where applicable	File drawers do not support bottom loading.
<b>DH</b> Desk height	6. Finish, cabinet	Applicable finishes are listed on page 95 and 96.
<b>D</b> Wardrobe	7. Finish, pull when applicable	
<b>L</b> Left hand hinge location	8. Keying instructions	
<b>L</b> Laminate finish type	<b>*After specifying product code, provide keying instructions.</b>	
<b>W</b> Wood interior	1. Hinge location: L = Left hand R = Right hand	
<b>J</b> Routed pull	2. Finish type: L = Laminate 1 = V1 2 = V2 3 = V3	
<b>N</b> No lock drilling	3. Interior options: W = Wood	
	4. Pull Option (where applicable) D = metal D-pull (finish optional) J = routed J-pull (finish matches case) C = nickel finish C-pull (nickel finish only) S = S-pull (stainless steel finish only) R = Cylinder T = Tab F = Bar H = Out Line	
	5. Lock options: L = Lock hole drilled N = No lock drilling	
	8. Refer to page 193 for keying instructions.	
	Product on this page excluding J-pull option will accept woodgrain laminate where laminate is currently an option.	
	List price for woodgrain laminate options will be current published laminate list price plus 10%.	
	Specify shelf paint finish on open cabinets with metal interiors.	
	Please note: Shelf adjustability is limited to approximately 2.5" up or down per shelf from predetermined shelf height.	

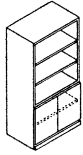
# Reff Cabinetry

## Cabinets ( use with 28<sup>3</sup>/<sub>8</sub>" h support components)

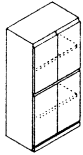
### 68" high

### wood interior

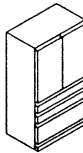
description	w	d	h	pattern no.	L	V1	V2	V3
Cabinet with two 24 <sup>1</sup> / <sub>4</sub> " doors and two adj. shelves	30"	20"	68"	<b>QRC632DHH</b> ( ) ( ) ( )	\$2,812.	\$3,689.	\$4,244.	\$5,729.
	30"	24"	68"	<b>QRC633DHH</b> ( ) ( ) ( )	3,088.	4,048.	4,655.	6,284.
	36"	20"	68"	<b>QRC662DHH</b> ( ) ( ) ( )	3,088.	4,048.	4,655.	6,284.
	36"	24"	68"	<b>QRC663DHH</b> ( ) ( ) ( )	3,363.	4,411.	5,074.	6,848.



Cabinet with two sets of hinged doors, two pull-out shelves and ventilation. Audio visual cabinet	30"	20"	68"	<b>QRC632DHI</b> ( ) ( ) ( )	3,942.	5,166.	5,942.	8,021.
	30"	24"	68"	<b>QRC633DHI</b> ( ) ( ) ( )	4,339.	5,687.	6,539.	8,828.
	36"	20"	68"	<b>QRC662DHI</b> ( ) ( ) ( )	4,217.	5,529.	6,359.	8,585.
	36"	24"	68"	<b>QRC663DHI</b> ( ) ( ) ( )	4,614.	6,050.	6,958.	9,394.



Cabinet with BBF below and hinged doors above	16"	20"	68"	<b>QRC612DHP</b> (L/R) ( ) ( ) ( )	2,947.	3,859.	4,439.	5,992.
	16"	24"	68"	<b>QRC613DHP</b> (L/R) ( ) ( ) ( )	3,251.	4,261.	4,900.	6,615.
	30"	20"	68"	<b>QRC632DHP</b> ( ) ( ) ( )	3,440.	4,507.	5,184.	6,999.
	30"	24"	68"	<b>QRC633DHP</b> ( ) ( ) ( )	3,778.	4,951.	5,694.	7,686.
	36"	20"	68"	<b>QRC662DHP</b> ( ) ( ) ( )	3,785.	4,957.	5,701.	7,697.
	36"	24"	68"	<b>QRC663DHP</b> ( ) ( ) ( )	4,151.	5,447.	6,263.	8,455.



Order Code	
Example:	<b>QRC612DHLWJN</b>
<b>QR</b>	Reff Standard Special
<b>C</b>	Cabinets
<b>6</b>	68" high
<b>1</b>	16" wide
<b>2</b>	20" deep
<b>DH</b>	Desk height
<b>D</b>	Wardrobe
<b>L</b>	Left hand hinge location
<b>L</b>	Laminate finish type
<b>W</b>	Wood interior
<b>J</b>	Routed pull
<b>N</b>	No lock drilling

Specification Information
<i>To order please specify pattern number including:</i>
1. Hinge location, where applicable
2. Finish type
3. Interior option
4. Pull option
5. Lock option, where applicable
6. Finish, cabinet
7. Finish, pull when applicable
8. Keying instructions
<b>*After specifying product code, provide keying instructions.</b>

1. *Hinge location:*  
L = Left hand  
R = Right hand

2. *Finish type:*  
L = Laminate  
1 = V1  
2 = V2  
3 = V3

3. *Interior options:*  
W = Wood

4. *Pull Option (where applicable)*  
D = metal D-pull (finish optional)  
J = routed J-pull (finish matches case)  
C = nickel finish C-pull (nickel finish only)  
S = S-pull (stainless steel finish only)  
R = Cylinder  
T = Tab  
F = Bar  
H = Out Line

5. *Lock options:*  
L = Lock hole drilled  
N = No lock drilling

8. Refer to page 193 for keying instructions.

Product on this page excluding J-pull option will accept woodgrain laminate where laminate is currently an option.

List price for woodgrain laminate options will be current published laminate list price plus 10%.

Specify shelf paint finish on open cabinets with metal interiors.

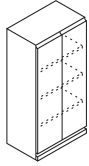
Please note: Shelf adjustability is limited to approximately 2.5" up or down per shelf from predetermined shelf height.

Application Notes
Key alike are field installed using the KnollKey order form. Random locks are factory installed.
<b>Cabinets do not come with lock included. Keying instructions must accompany all cabinet orders.</b>
Hinge door cabinets have optional lock drilling which can be specified in the cabinet product code.
<i>*Note:</i> Wardrobe cabinets do not come equipped with coat rod and boot tray. Please specify separately from standard Reff price list.
File drawers include file bars for front to back and side to side filing.
File drawers do not support bottom loading.
Applicable finishes are listed on page 95 and 96.

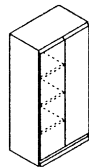


Reff Cabinetry  
 Cabinets ( use with 28<sup>3</sup>/<sub>8</sub>" h support components)  
 68" high  
 metal interior

description	w	d	h	pattern no.	L	V1	V2	V3
Cabinet with hinged doors and 3 adj. shelves	16"	20"	68"	<b>QRC612DHC (L/R)( ) ( ) ( )</b>	\$2,230.	\$2,916.	\$3,354.	\$4,528.
	16"	24"	68"	<b>QRC613DHC (L/R)( ) ( ) ( )</b>	2,485.	3,259.	3,748.	5,059.
	30"	20"	68"	<b>QRC632DHC ( ) ( ) ( ) ( )</b>	2,956.	3,876.	4,456.	6,016.
	30"	24"	68"	<b>QRC633DHC ( ) ( ) ( ) ( )</b>	3,265.	4,282.	4,923.	6,646.
	36"	20"	68"	<b>QRC662DHC ( ) ( ) ( ) ( )</b>	3,230.	4,235.	4,871.	6,574.
	36"	24"	68"	<b>QRC663DHC ( ) ( ) ( ) ( )</b>	3,538.	4,642.	5,337.	7,206.



Cabinet with full height doors half wardrobe and half shelves	30"	20"	68"	<b>QRC632DHE (L/R)( ) ( ) ( )</b>	3,434.	4,499.	5,174.	6,984.
	30"	24"	68"	<b>QRC633DHE (L/R)( ) ( ) ( )</b>	3,809.	4,990.	5,740.	7,748.
	36"	20"	68"	<b>QRC662DHE (L/R)( ) ( ) ( )</b>	3,793.	4,971.	5,717.	7,717.
	36"	24"	68"	<b>QRC663DHE (L/R)( ) ( ) ( )</b>	4,208.	5,517.	6,344.	8,564.



Left hand shown

**Order Code**

Example: **QRC612DHCLLMJL-114**

<b>QR</b>	Reff Standard Special
<b>C</b>	Cabinets
<b>6</b>	68" high
<b>1</b>	16" wide
<b>2</b>	20" deep
<b>DH</b>	Desk height
<b>C</b>	Hinged door w/ 3 adj. shelves
<b>L</b>	Left hand hinge location
<b>L</b>	Laminate finish type
<b>M</b>	Metal interior
<b>J</b>	Routed pull
<b>L</b>	Locking
<b>114</b>	Finish, Folkstone grey

**Specification Information**

To order please specify pattern number including:

- Hinge location, where applicable
- Finish type
- Interior option
- Pull option
- Lock option, where applicable
- Finish, cabinet
- Finish, pull when applicable
- Keying instructions

**\*After specifying product code, provide keying instructions.**

1. Hinge location:  
L = Left hand  
R = Right hand

2. Finish type:  
L = Laminate  
1 = V1  
2 = V2  
3 = V3

3. Interior options:  
M = Metal (If laminate case finish-shelves painted to match; if V1,V2 or V3 case finish-shelves painted black; drawer interiors painted black metal)

4. Pull Option (where applicable)  
D = metal D-pull (finish optional)  
J = routed J-pull (finish matches case)  
C = nickel finish C-pull (nickel finish only)  
S = S-pull (stainless steel finish only)  
R = Cylinder  
T = Tab  
F = Bar  
H = Out Line

5. Lock options:  
L = Lock hole drilled  
N = No drilling

8. Refer to page 193 for keying instructions.

Product on this page excluding J-pull option will accept woodgrain laminate where laminate is currently an option.  
List price for woodgrain laminate options will be current published laminate list price plus 10%.

Key alike are field installed using the KnollKey order form. Random locks are factory installed.

Please note: Shelf adjustability is limited to approximately 2.5" up or down per shelf from predetermined shelf height.

**Application Notes**

Specify finish of metal shelves to match laminate.

**Cabinets do not come with lock included. Keying instructions must accompany all cabinet orders.**

Hinge door cabinets have optional lock drilling which can be specified in the cabinet product code.

\*Wardrobe cabinets do not come equipped with coat rod and boot tray. Please specify separately. See page 0.

File drawers include file bars for front to back and side to side filing.

File drawers do not support bottom loading.

Applicable finishes are listed on page 0 and 0.



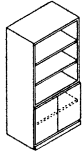
# Reff Cabinetry

## Cabinets ( use with 28<sup>3</sup>/<sub>8</sub>" h support components)

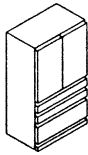
### 68" high

### metal interior

description	w	d	h	pattern no.	L	V1	V2	V3
Cabinet with two 24 <sup>1</sup> / <sub>4</sub> " doors and two adj. shelves	30"	20"	68"	<b>QRC632DHH</b> ( ) ( ) ( )	\$2,634.	\$3,456.	\$3,975.	\$5,365.
	30"	24"	68"	<b>QRC633DHH</b> ( ) ( ) ( )	2,912.	3,812.	4,385.	5,918.
	36"	20"	68"	<b>QRC662DHH</b> ( ) ( ) ( )	2,912.	3,812.	4,385.	5,918.
	36"	24"	68"	<b>QRC663DHH</b> ( ) ( ) ( )	3,188.	4,177.	4,804.	6,485.



Cabinet with BBF below and hinged doors above	16"	20"	68"	<b>QRC612DHP (L/R)</b> ( ) ( ) ( )	2,769.	3,627.	4,170.	5,630.
	16"	24"	68"	<b>QRC613DHP (L/R)</b> ( ) ( ) ( )	3,072.	4,030.	4,635.	6,257.
	30"	20"	68"	<b>QRC632DHP</b> ( ) ( ) ( )	3,260.	4,271.	4,913.	6,633.
	30"	24"	68"	<b>QRC633DHP</b> ( ) ( ) ( )	3,597.	4,716.	5,423.	7,322.
	36"	20"	68"	<b>QRC662DHP</b> ( ) ( ) ( )	3,606.	4,724.	5,432.	7,334.
	36"	24"	68"	<b>QRC663DHP</b> ( ) ( ) ( )	3,976.	5,208.	5,988.	8,084.



#### Order Code

Example: **QRC612DHCLLMJL-114**

<b>QR</b>	Reff Standard Special
<b>C</b>	Cabinets
<b>6</b>	68" high
<b>1</b>	16" wide
<b>2</b>	20" deep
<b>DH</b>	Desk height
<b>C</b>	Hinged door w/ 3 adj. shelves
<b>L</b>	Left hand hinge location
<b>L</b>	Laminate finish type
<b>M</b>	Metal interior
<b>J</b>	Routed pull
<b>L</b>	Locking
<b>114</b>	Finish, Folkstone grey

#### Specification Information

To order please specify pattern number including:

- Hinge location, where applicable
- Finish type
- Interior option
- Pull option
- Lock option, where applicable
- Finish, cabinet
- Finish, pull when applicable
- Keying instructions

**\*After specifying product code, provide keying instructions.**

1. Hinge location:  
L = Left hand  
R = Right hand

2. Finish type:  
L = Laminate  
1 = V1  
2 = V2  
3 = V3

3. Interior options:  
M = Metal (If laminate case finish-shelves painted to match; if V1,V2 or V3 case finish-shelves painted black; drawer interiors painted black metal)

4. Pull Option (where applicable)  
D = metal D-pull (finish optional)  
J = routed J-pull (finish matches case)  
C = nickel finish C-pull (nickel finish only)  
S = S-pull (stainless steel finish only)  
R = Cylinder  
T = Tab  
F = Bar  
H = Out Line

5. Lock options:  
L = Lock hole drilled  
N = No drilling

8. Refer to page 193 for keying instructions.

Product on this page excluding J-pull option will accept woodgrain laminate where laminate is currently an option.  
List price for woodgrain laminate options will be current published laminate list price plus 10%.

Key alike are field installed using the KnollKey order form. Random locks are factory installed.

Please note: Shelf adjustability is limited to approximately 2.5" up or down per shelf from predetermined shelf height.

#### Application Notes

Specify finish of metal shelves to match laminate.

**Cabinets do not come with lock included. Keying instructions must accompany all cabinet orders.**

Hinge door cabinets have optional lock drilling which can be specified in the cabinet product code.

\*Wardrobe cabinets do not come equipped with coat rod and boot tray. Please specify separately. See page 0.

File drawers include file bars for front to back and side to side filing.

File drawers do not support bottom loading.

Applicable finishes are listed on page 0 and 0.

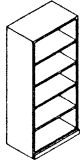
# Reff Cabinetry

## Cabinets ( use with 28<sup>3</sup>/<sub>8</sub>" h support components)

### 75" high

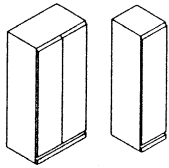
### wood interior

description	w	d	h	pattern no.	L	V1	V2	V3
Cabinet with adjustable shelving for coat rod and boot tray	30"	15"	75"	<b>QRC731DHBW</b> ( ) ( ) ( )	\$2,625.	\$3,422.	\$3,935.	\$5,312.
	36"	15"	75"	<b>QRC761DHBW</b> ( ) ( ) ( )	2,941.	3,833.	4,407.	5,950.



4 adjustable shelves  
 Note: Cabinet must be secured to wall to prevent tipping. Hardware is included.

Cabinet with hinged doors for coat rod and boot tray*	16"	20"	75"	<b>QRC712DHD</b> (L/R) ( ) W ( ) ( ) ( )	2,323.	3,025.	3,479.	4,697.
	16"	24"	75"	<b>QRC713DHD</b> (L/R) ( ) W ( ) ( ) ( )	2,551.	3,323.	3,821.	5,159.



Requires one lock core per cabinet  
 Note: Wardrobe cabinets do not come equipped with coat rod and boot tray. Please specify separately from standard Reff price list.

Order Code	Specification Information	Application Notes
Example: <b>QRC731DHBW(2)(V316)</b>	To order please specify pattern number including:	Cabinets on this page are engineered to align with front sets of 28 <sup>3</sup> / <sub>8</sub> " h pedestals and are intended for "desk height" planning applications. <b>Do not mix products from 26<sup>1</sup>/<sub>2</sub>" h (standard height) planning model with 28<sup>3</sup>/<sub>8</sub>" h (desk height) planning model in any one configuration.</b>
<b>QR</b> Reff Standard Special		<b>75" nominal height - actual height 75.125"</b>
<b>C</b> Cabinet	1. <i>Hinge location (where applicable)</i> L = left hand R = right hand	Shelf adjustability is 2.5" up or down per shelf from equal drilled spacing.
<b>7</b> 75" h (nominal)	2. <i>Finish type</i> L = laminate 1 = V1 2 = V2 3 = V3	File drawers include file bars for front to back and side to side filing.
<b>3</b> 30" w (nominal)	3. <i>Interior Option</i> W = wood (shelves match case finish or wood drawer interiors)	File drawers support bottom loading.
<b>1</b> 15" d (nominal)	4. <i>Pull Option (where applicable)</i> D = metal D-pull (finish optional) J = routed J-pull (finish matches case) C = nickel finish C-pull (nickel finish only) S = S-pull (stainless steel finish only)	
<b>DH</b> Desk height		
<b>B</b> Open bookcase		
<b>W</b> Interior option, wood		
<b>2</b> Finish type, V2		
<b>V316</b> Finish, light maple		
	5. <i>Lock option (where applicable)</i> Optional hinged door configurations only Drawers always lock drilled L = drilled to accept lock N = no drilling	
	6. <i>Cabinet finish</i>	
	7. <i>Optional pull finish where applicable</i>	
	8. <i>Optional drilling to support workwall, left side</i> N = no drilling S0 = 19" h x 15" d S1 = 19" h x 20" d T0 = 23" h x 15" d T1 = 23" h x 20" d	
	9. <i>Optional drilling to support workwall, right side</i> *drilling options same as #8 above	

Applicable finishes are listed on page 95 and 96.

Product on this page excluding J-pull option will accept woodgrain laminate where laminate is currently an option.  
 List price for woodgrain laminate options will be current published laminate list price plus 10%.

Cabinets do not come with lock included. Keying instructions must accompany all cabinet orders, refer to page 193.  
 Random locks are factory installed. Key-alike are field installed using the KnollKey order form.

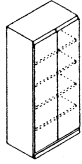
# Reff Cabinetry

## Cabinets ( use with 28<sup>3/8"</sup> h support components)

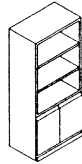
### 75" high

### wood interior

description	w	d	h	pattern no.	L	V1	V2	V3
Cabinet with hinged door and 4 adj. shelves	16"	20"	75"	<b>QRC712DHC(L/R)</b> ( ) ( ) ( )	\$2,689.	\$3,524.	\$4,052.	\$5,469.
	16"	24"	75"	<b>QRC713DHC(L/R)</b> ( ) ( ) ( )	2,962.	3,885.	4,468.	6,032.
	30"	20"	75"	<b>QRC732DHC</b> ( ) ( ) ( )	3,456.	4,527.	5,206.	7,028.
	30"	24"	75"	<b>QRC733DHC</b> ( ) ( ) ( )	3,814.	4,999.	5,747.	7,760.
	36"	20"	75"	<b>QRC762DHC</b> ( ) ( ) ( )	3,799.	4,981.	5,728.	7,733.
	36"	24"	75"	<b>QRC763DHC</b> ( ) ( ) ( )	4,196.	5,499.	6,325.	8,538.



Cabinet with two hinged 24 <sup>1/4"</sup> doors and two open adj. shelves	30"	20"	75"	<b>QRC732DHH</b> ( ) ( ) ( )	3,317.	4,350.	5,003.	6,753.
	30"	24"	75"	<b>QRC733DHH</b> ( ) ( ) ( )	3,647.	4,785.	5,502.	7,429.
	36"	20"	75"	<b>QRC762DHH</b> ( ) ( ) ( )	3,630.	4,754.	5,468.	7,382.
	36"	24"	75"	<b>QRC763DHH</b> ( ) ( ) ( )	3,960.	5,189.	5,968.	8,056.



Order Code	Specification Information	Application Notes
Example: <b>QRC731DHBW(2)(V316)</b>	<i>To order please specify pattern number including:</i>	
<b>QR</b> Reff Standard Special		
<b>C</b> Cabinet	1. <i>Hinge location (where applicable)</i> L = left hand R = right hand	
<b>7</b> 75" h (nominal)	2. <i>Finish type</i> L = laminate 1 = V1 2 = V2 3 = V3	
<b>3</b> 30" w (nominal)	3. <i>Interior Option</i> W = wood (shelves match case finish or wood drawer interiors)	
<b>1</b> 15" d (nominal)	4. <i>Pull Option (where applicable)</i> D = metal D-pull (finish optional) J = routed J-pull (finish matches case) C = nickel finish C-pull (nickel finish only) S = S-pull (stainless steel finish only)	
<b>DH</b> Desk height	5. <i>Lock option (where applicable)</i> Optional hinged door configurations only Drawers always lock drilled L = drilled to accept lock N = no drilling	Cabinets on this page are engineered to align with front sets of 28 <sup>3/8"</sup> h pedestals and are intended for "desk height" planning applications. <b>Do not mix products from 26<sup>1/2"</sup> h (standard height) planning model with 28<sup>3/8"</sup> h (desk height) planning model in any one configuration.</b>
<b>B</b> Open bookcase	6. <i>Cabinet finish</i>	<b>75" nominal height - actual height 75.125"</b>
<b>W</b> Interior option, wood	7. <i>Optional pull finish where applicable</i>	Shelf adjustability is 2.5" up or down per shelf from equal drilled spacing.
<b>2</b> Finish type, V2	8. <i>Optional drilling to support workwall, left side</i> N = no drilling S0 = 19" h x 15" d S1 = 19" h x 20" d T0 = 23" h x 15" d T1 = 23" h x 20" d	File drawers include file bars for front to back and side to side filing.
<b>V316</b> Finish, light maple	9. <i>Optional drilling to support workwall, right side</i> *drilling options same as #8 above	File drawers support bottom loading.

Applicable finishes are listed on page 95 and 96.

Product on this page excluding J-pull option will accept woodgrain laminate where laminate is currently an option. List price for woodgrain laminate options will be current published laminate list price plus 10%.

Cabinets do not come with lock included. Keying instructions must accompany all cabinet orders, refer to page 193. Random locks are factory installed. Key-alike are field installed using the KnollKey order form.

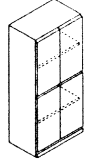
# Reff Cabinetry

## Cabinets ( use with 28<sup>3</sup>/<sub>8</sub>" h support components)

### 75" high

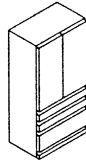
### wood interior

description	w	d	h	pattern no.	L	V1	V2	V3
Cabinet with two sets of hinged doors, two pull-out shelves and ventilation. Audio visual cabinet	30"	20"	75"	<b>QRC732DHI</b> ( ) ( ) ( )	\$4,369.	\$5,724.	\$6,583.	\$8,887.
	30"	24"	75"	<b>QRC733DHI</b> ( ) ( ) ( )	4,822.	6,320.	7,268.	9,813.
	36"	20"	75"	<b>QRC762DHI</b> ( ) ( ) ( )	4,738.	6,213.	7,145.	9,645.
	36"	24"	75"	<b>QRC763DHI</b> ( ) ( ) ( )	5,233.	6,862.	7,891.	10,652.



Requires two lock cores per cabinet

Cabinet with BBF below and hinged doors above	16"	20"	75"	<b>QRC712DHP(L/R)</b> ( ) ( ) ( )	3,125.	4,097.	4,712.	6,362.
	16"	24"	75"	<b>QRC713DHP(L/R)</b> ( ) ( ) ( )	3,431.	4,498.	5,172.	6,982.
	30"	20"	75"	<b>QRC732DHP</b> ( ) ( ) ( )	3,662.	4,800.	5,520.	7,452.
	30"	24"	75"	<b>QRC733DHP</b> ( ) ( ) ( )	4,020.	5,266.	6,056.	8,177.
	36"	20"	75"	<b>QRC762DHP</b> ( ) ( ) ( )	4,025.	5,274.	6,065.	8,187.
	36"	24"	75"	<b>QRC763DHP</b> ( ) ( ) ( )	4,422.	5,795.	6,664.	8,996.



Requires two lock cores per cabinet

Order Code	Specification Information	Application Notes
Example: <b>QRC731DHBW(2)(V316)</b>	<i>To order please specify pattern number including:</i>	
<b>QR</b> Reff Standard Special	5. <i>Lock option (where applicable)</i>	Cabinets on this page are engineered to align with front sets of 28 <sup>3</sup> / <sub>8</sub> " h pedestals and are intended for "desk height" planning applications. <b>Do not mix products from 26<sup>1</sup>/<sub>2</sub>" h (standard height) planning model with 28<sup>3</sup>/<sub>8</sub>" h (desk height) planning model in any one configuration.</b>
<b>C</b> Cabinet	Optional hinged door configurations only Drawers always lock drilled L = drilled to accept lock N = no drilling	
<b>7</b> 75" h (nominal)	1. <i>Hinge location (where applicable)</i>	<b>75" nominal height - actual height 75.125"</b>
<b>3</b> 30" w (nominal)	L = left hand R = right hand	
<b>1</b> 15" d (nominal)	2. <i>Finish type</i>	Shelf adjustability is 2.5" up or down per shelf from equal drilled spacing.
<b>DH</b> Desk height	L = laminate 1 = V1 2 = V2 3 = V3	
<b>B</b> Open bookcase	3. <i>Interior Option</i>	File drawers include file bars for front to back and side to side filing.
<b>W</b> Interior option, wood	W = wood (shelves match case finish or wood drawer interiors)	
<b>2</b> Finish type, V2	4. <i>Pull Option (where applicable)</i>	File drawers support bottom loading.
<b>V316</b> Finish, light maple	D = metal D-pull (finish optional) J = routed J-pull (finish matches case) C = nickel finish C-pull (nickel finish only) S = S-pull (stainless steel finish only)	

Applicable finishes are listed on page 95 and 96.

Product on this page excluding J-pull option will accept woodgrain laminate where laminate is currently an option. List price for woodgrain laminate options will be current published laminate list price plus 10%.

Cabinets do not come with lock included. Keying instructions must accompany all cabinet orders, refer to page 193. Random locks are factory installed. Key-alike are field installed using the KnollKey order form.

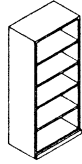
# Reff Cabinetry

## Cabinets ( use with 28<sup>3</sup>/<sub>8</sub>" h support components)

### 75" high

### metal interior

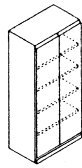
description	w	d	h	pattern no.	L	V1	V2	V3
Cabinet with adjustable shelving metal interior	30"	15"	75"	<b>QRC731DHBM</b> ( ) ( ) ( )	\$2,447.	\$3,190.	\$3,669.	\$4,952.
	36"	15"	75"	<b>QRC761DHBM</b> ( ) ( ) ( )	2,760.	3,598.	4,138.	5,586.



4 adjustable shelves

Note: Cabinet must be secured to wall to prevent tipping. Hardware is included.

Cabinet with hinged door and 4 adj. shelves	16"	20"	75"	<b>QRC712DHC(L/R)</b> ( ) ( ) ( )	2,509.	3,287.	3,779.	5,102.
	16"	24"	75"	<b>QRC713DHC(L/R)</b> ( ) ( ) ( )	2,786.	3,651.	4,198.	5,668.
	30"	20"	75"	<b>QRC732DHC</b> ( ) ( ) ( )	3,275.	4,295.	4,939.	6,668.
	30"	24"	75"	<b>QRC733DHC</b> ( ) ( ) ( )	3,634.	4,762.	5,477.	7,393.
	36"	20"	75"	<b>QRC762DHC</b> ( ) ( ) ( )	3,621.	4,748.	5,460.	7,371.
	36"	24"	75"	<b>QRC763DHC</b> ( ) ( ) ( )	4,018.	5,262.	6,052.	8,170.



Requires one lock core per cabinet

Shelves painted metal

Order Code	Specification Information	Application Notes
Example: <b>QRC731DHBM(2)(V316)</b>	To order please specify pattern number including:	<p>Cabinets on this page are engineered to align with front sets of 28<sup>3</sup>/<sub>8</sub>" h pedestals and are intended for "desk height" planning applications. <b>Do not mix products from 26<sup>1</sup>/<sub>2</sub>" h (standard height) planning model with 28<sup>3</sup>/<sub>8</sub>" h (desk height) planning model in any one configuration.</b></p> <p><b>75" nominal height - actual height 75.125"</b></p> <p>Shelf adjustability is 2.5" up or down per shelf from equal drilled spacing.</p> <p>File drawers include file bars for front to back and side to side filing.</p> <p>File drawers support bottom loading.</p>
<b>QR</b> Ref Standard Special	5. Lock option (where applicable) Optional hinged door configurations only Drawers always lock drilled L = drilled to accept lock N = no drilling	
<b>C</b> Cabinet	6. Cabinet finish	
<b>7</b> 75" h (nominal)	7. Optional pull finish where applicable	
<b>3</b> 30" w (nominal)	8. Optional drilling to support workwall, left side N = no drilling S0 = 19" h x 15" d S1 = 19" h x 20" d T0 = 23" h x 15" d T1 = 23" h x 20" d	
<b>1</b> 15" d (nominal)	9. Optional drilling to support workwall, right side *drilling options same as #8 above	
<b>DH</b> Desk height	3. Interior Option M = metal (metal shelves or metal drawers) *If laminate case, specify finish of metal shelves to match; if case V1 or V2 finish, shelves are black	
<b>B</b> Open bookcase	4. Pull Option (where applicable) D = metal D-pull (finish optional) J = routed J-pull (finish matches case) C = nickel finish C-pull (nickel finish only) S = S-pull (stainless steel finish only)	
<b>M</b> Interior option, metal		
<b>2</b> Finish type, V2		
<b>V316</b> Finish, light maple		

Applicable finishes are listed on page 95 and 96.

Product on this page excluding J-pull option will accept woodgrain laminate where laminate is currently an option.  
List price for woodgrain laminate options will be current published laminate list price plus 10%.

Cabinets do not come with lock included. Keying instructions must accompany all cabinet orders, refer to page 193.  
Random locks are factory installed.  
Key-alike are field installed using the KnollKey order form.

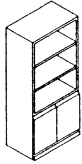
# Reff Cabinetry

## Cabinets ( use with 28<sup>3</sup>/<sub>8</sub>" h support components)

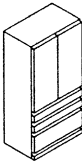
### 75" high

### metal interior

description	w	d	h	pattern no.	L	V1	V2	V3
Cabinet with two hinged 24 <sup>1</sup> / <sub>4</sub> " doors and two open adj. shelves	30"	20"	75"	<b>QRC732DHH</b> ( ) ( ) ( )	\$3,147.	\$4,118.	\$4,736.	\$6,393.
	30"	24"	75"	<b>QRC733DHH</b> ( ) ( ) ( )	3,476.	4,551.	5,233.	7,065.
	36"	20"	75"	<b>QRC762DHH</b> ( ) ( ) ( )	3,457.	4,527.	5,206.	7,028.
	36"	24"	75"	<b>QRC763DHH</b> ( ) ( ) ( )	3,789.	4,959.	5,703.	7,699.



Cabinet with BBF below and hinged doors above	16"	20"	75"	<b>QRC712DHP(L/R)</b> ( ) ( ) ( )	2,950.	3,863.	4,442.	5,997.
	16"	24"	75"	<b>QRC713DHP(L/R)</b> ( ) ( ) ( )	3,251.	4,261.	4,900.	6,615.
	30"	20"	75"	<b>QRC732DHP</b> ( ) ( ) ( )	3,480.	4,562.	5,245.	7,081.
	30"	24"	75"	<b>QRC733DHP</b> ( ) ( ) ( )	3,840.	5,034.	5,790.	7,816.
	36"	20"	75"	<b>QRC762DHP</b> ( ) ( ) ( )	3,847.	5,041.	5,798.	7,826.
	36"	24"	75"	<b>QRC763DHP</b> ( ) ( ) ( )	4,245.	5,557.	6,391.	8,628.



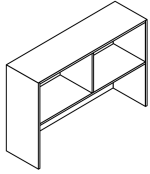
Order Code	Specification Information	Application Notes
Example: <b>QRC731DHBM(2)(V316)</b>	<i>To order please specify pattern number including:</i>	<p>Cabinets on this page are engineered to align with front sets of 28<sup>3</sup>/<sub>8</sub>" h pedestals and are intended for "desk height" planning applications. <b>Do not mix products from 26<sup>1</sup>/<sub>2</sub>" h (standard height) planning model with 28<sup>3</sup>/<sub>8</sub>" h (desk height) planning model in any one configuration.</b></p> <p><b>75" nominal height - actual height 75.125"</b></p> <p>Shelf adjustability is 2.5" up or down per shelf from equal drilled spacing.</p> <p>File drawers include file bars for front to back and side to side filing.</p> <p>File drawers support bottom loading.</p>
<b>QR</b> Ref Standard Special	5. <i>Lock option (where applicable)</i> Optional hinged door configurations only Drawers always lock drilled L = drilled to accept lock N = no drilling	
<b>C</b> Cabinet	6. <i>Cabinet finish</i>	
<b>7</b> 75" h (nominal)	7. <i>Optional pull finish where applicable</i>	
<b>3</b> 30" w (nominal)	8. <i>Optional drilling to support workwall, left side</i> N = no drilling S0 = 19" h x 15" d S1 = 19" h x 20" d T0 = 23" h x 15" d T1 = 23" h x 20" d	
<b>1</b> 15" d (nominal)	9. <i>Optional drilling to support workwall, right side</i> *drilling options same as #8 above	
<b>DH</b> Desk height	3. <i>Interior Option</i> M = metal (metal shelves or metal drawers) *If laminate case, specify finish of metal shelves to match; if case V1 or V2 finish, shelves are black	
<b>B</b> Open bookcase	4. <i>Pull Option (where applicable)</i> D = metal D-pull (finish optional) J = routed J-pull (finish matches case) C = nickel finish C-pull (nickel finish only) S = S-pull (stainless steel finish only)	
<b>M</b> Interior option, metal	Product on this page excluding J-pull option will accept woodgrain laminate where laminate is currently an option. List price for woodgrain laminate options will be current published laminate list price plus 10%.	
<b>2</b> Finish type, V2	Cabinets do not come with lock included. Keying instructions must accompany all cabinet orders, refer to page 193. Random locks are factory installed. Key-alike are field installed using the KnollKey order form.	
<b>V316</b> Finish, light maple		

Applicable finishes are listed on page 95 and 96.



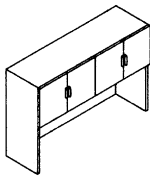
Reff Overhead storage  
*overdesk units, standard height planning model  
 use with 1 1/4" worksurfaces and 26 1/2" h support*

description	d	w	h	doors	pattern no.	lam.	V1	V2	V3
For 1 1/4" worksurfaces Open, 14" deep	14"	30"	44 1/4"		<b>QROAO30T0</b> ( ) ( ) ( ) ( )	\$1,680.	\$2,099.	\$2,413.	\$3,260.
	14"	36"	44 1/4"		<b>QROAO36T0</b> ( ) ( ) ( ) ( )	1,760.	2,204.	2,535.	3,423.
	14"	42"	44 1/4"		<b>QROAO42T0</b> ( ) ( ) ( ) ( )	1,842.	2,309.	2,656.	3,585.
	14"	48"	44 1/4"		<b>QROAO48T0</b> ( ) ( ) ( ) ( )	1,922.	2,415.	2,778.	3,749.
	14"	54"	44 1/4"		<b>QROAO54T0</b> ( ) ( ) ( ) ( )	2,003.	2,520.	2,897.	3,912.
	14"	66"	44 1/4"		<b>QROAO66T0</b> ( ) ( ) ( ) ( )	2,555.	3,211.	3,692.	4,984.
	14"	78"	44 1/4"		<b>QROAO78T0</b> ( ) ( ) ( ) ( )	2,717.	2,898.	3,333.	4,500.
	14"	84"	44 1/4"		<b>QROAO84T0</b> ( ) ( ) ( ) ( )	2,795.	3,526.	4,055.	5,473.



center divider on 42" and wider.

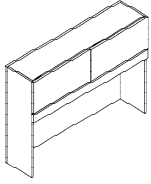
For 1 1/4" worksurfaces Hinged doors, 15" deep	15"	30"	44 1/4"	2	<b>QROAH30T0</b> ( ) ( ) ( ) ( ) ( ) ( )	2,457.	3,077.	3,538.	4,777.
	15"	36"	44 1/4"	2	<b>QROAH36T0</b> ( ) ( ) ( ) ( ) ( ) ( )	2,601.	3,259.	3,747.	5,058.
	15"	42"	44 1/4"	3	<b>QROAH42T0</b> ( ) ( ) ( ) ( ) ( ) ( )	2,743.	3,440.	3,956.	5,341.
	15"	48"	44 1/4"	3	<b>QROAH48T0</b> ( ) ( ) ( ) ( ) ( ) ( )	2,886.	3,621.	4,164.	5,622.
	15"	54"	44 1/4"	3	<b>QROAH54T0</b> ( ) ( ) ( ) ( ) ( ) ( )	3,030.	3,802.	4,371.	5,902.
	15"	66"	44 1/4"	4	<b>QROAH66T0</b> ( ) ( ) ( ) ( ) ( ) ( )	3,839.	4,808.	5,529.	7,464.
	15"	78"	44 1/4"	4	<b>QROAH78T0</b> ( ) ( ) ( ) ( ) ( ) ( )	4,124.	5,171.	5,947.	8,028.
	15"	84"	44 1/4"	6	<b>QROAH84T0</b> ( ) ( ) ( ) ( ) ( ) ( )	4,268.	5,352.	6,155.	8,309.



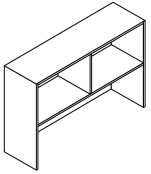
Order Code	Specification Information	Application Notes
Example: <b>QROAF30S0LJLBF118</b> ( )	To order please specify pattern number including:	Shipped knocked-down.
<b>QR</b> Reff Standard Special		Open cabinets require no locks.
<b>O</b> Overhead		Tasklights not included.
<b>A</b> For 1 1/4" top mounting		Tackboard included, fabric railroaded.
<b>F</b> Flip door		C, D and S pulls are not available for flip door units.
<b>30</b> 30" wide		All flip door cabinets on this page are nominal 19"H not 23"H.
<b>S</b> Standard height		Open/hinge doors are nominal 23"H, actual 22 3/8".
<b>0</b> 15" deep		Locks are not factory installed.
<b>L</b> Finish type, laminate		Include grommet (black only) in back panel for task light cord. If used in open plan areas specify "no grommet."
<b>J</b> J-pull		Wire manager is included and mounts adjacent to tackboard. Specify color.
<b>L</b> Locks included		
<b>BF</b> Cord escape, back feed		
<b>118</b> Finish, Bright White		
<b>(W250)</b> Fabric		
	1. Configuration option O = Open H = Hinged door F = Flip door	
	2. Width	
	3. Storage option S0 = 19"h x 15"d S1 = 19"h x 20"d T0 = 23"h x 15"d T1 = 23"h x 20"d	
	4. Finish type L = Laminate 1 = V1 2 = V2 3 = V3	
	5. Pull option for hinged door only D = Metal D-pull (for hinged doors only) J = Routed pull C = Nickel C-pull (nickel finish only, for hinged doors only) S = Stainless steel finish S-pull (stainless steel finish only, for hinged doors only)	
	6. Lock option L = Lockhole drilled N = No lock drilling	
	7. Cord escape option	
	8. Finish	
	9. Pull finish where applicable	
	10. Fabric for tackboard	
	Product on this page excluding J-pull option will accept woodgrain laminate where laminate is currently an option. List price for woodgrain laminate options will be current published laminate list price plus 10%.	
	<b>*After specifying product code, provide keying instructions.</b>	
	Overdesk unit will achieve 72" nominal height when used with correct top.	
	The clearance under the overhead to the top of the worksurface is approximately 21 1/4".	
	Applicable finishes are listed on page 95 and 96.	
	Odd numbered hinged door is always on left side, left hinged.	

Reff Overhead storage  
*overdesk units, standard height planning model*  
*use with 1 1/4" worksurfaces and 26 1/2" h support*

description	d	w	h	doors	pattern no.	lam.	V1	V2	V3
For 1 1/4" worksurfaces	15"	30"	44 1/4"	1	<b>QROAF30S0</b> ( ) ( ) ( ) ( )	\$1,619.	\$2,209.	\$2,541.	\$3,431.
Flip doors, 15" deep	15"	36"	44 1/4"	1	<b>QROAF36S0</b> ( ) ( ) ( ) ( )	1,863.	2,540.	2,921.	3,944.
	15"	42"	44 1/4"	1	<b>QROAF42S0</b> ( ) ( ) ( ) ( )	2,105.	2,871.	3,301.	4,457.
	15"	48"	44 1/4"	1	<b>QROAF48S0</b> ( ) ( ) ( ) ( )	2,349.	3,201.	3,681.	4,971.
	15"	54"	44 1/4"	2	<b>QROAF54S0</b> ( ) ( ) ( ) ( )	2,591.	3,532.	4,062.	5,484.
	15"	66"	44 1/4"	2	<b>QROAF66S0</b> ( ) ( ) ( ) ( )	3,079.	4,476.	5,148.	6,949.
	15"	78"	44 1/4"	2	<b>QROAF78S0</b> ( ) ( ) ( ) ( )	3,989.	5,103.	5,868.	7,922.
	15"	90"	44 1/4"	2	<b>QROAF90S0</b> ( ) ( ) ( ) ( )	4,086.	5,241.	6,027.	8,136.



For 1 1/4" worksurfaces	19"	30"	44 1/4"		<b>QROAO30T1</b> ( ) ( ) ( ) ( )	1,779.	2,212.	2,544.	3,434.
Open, 19" deep	19"	36"	44 1/4"		<b>QROAO36T1</b> ( ) ( ) ( ) ( )	1,865.	2,328.	2,677.	3,613.
	19"	42"	44 1/4"		<b>QROAO42T1</b> ( ) ( ) ( ) ( )	1,953.	2,443.	2,809.	3,791.
	19"	48"	44 1/4"		<b>QROAO48T1</b> ( ) ( ) ( ) ( )	2,040.	2,559.	2,943.	3,972.
	19"	54"	44 1/4"		<b>QROAO54T1</b> ( ) ( ) ( ) ( )	2,127.	2,674.	3,075.	4,150.
	19"	66"	44 1/4"		<b>QROAO66T1</b> ( ) ( ) ( ) ( )	2,705.	3,398.	3,908.	5,275.
	19"	78"	44 1/4"		<b>QROAO78T1</b> ( ) ( ) ( ) ( )	2,792.	3,629.	4,173.	5,633.
	19"	84"	44 1/4"		<b>QROAO84T1</b> ( ) ( ) ( ) ( )	2,968.	3,743.	4,304.	5,811.



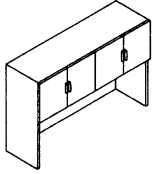
center divider on 42" and wider.

Order Code	Specification Information	Application Notes
Example: <b>QROAF30S0LJLBF118( )</b>	To order please specify pattern number including:	Shipped knocked-down.
<b>QR</b> Reff Standard Special	1. Configuration option	Open cabinets require no locks.
<b>O</b> Overhead	O = Open	Tasklights not included.
<b>A</b> For 1 1/4" top mounting	H = Hinged door	Tackboard included, fabric railroaded.
<b>F</b> Flip door	F = Flip door	C, D and S pulls are not available for flip door units.
<b>30</b> 30" wide	2. Width	All flip door cabinets on this page are nominal 19"H not 23"H.
<b>S</b> Standard height	3. Storage option	Open/hinge doors are nominal 23"H, actual 22 3/8".
<b>0</b> 15" deep	S0 = 19"h x 15"d	Locks are not factory installed.
<b>L</b> Finish type, laminate	S1 = 19"h x 20"d	Include grommet (black only) in back panel for task light cord. If used in open plan areas specify "no grommet."
<b>J</b> J-pull	T0 = 23"h x 15"d	Wire manager is included and mounts adjacent to tackboard. Specify color.
<b>L</b> Locks included	T1 = 23"h x 20"d	
<b>BF</b> Cord escape, back feed	4. Finish type	
<b>118</b> Finish, Bright White	L = Laminate	
<b>(W250)</b> Fabric	1 = V1	
	2 = V2	
	3 = V3	
	5. Pull option for hinged door only	
	D = Metal D-pull (for hinged doors only)	
	J = Routed pull	
	C = Nickel C-pull (nickel finish only, for hinged doors only)	
	S = Stainless steel finish S-pull (stainless steel finish only, for hinged doors only)	
	6. Lock option	
	L = Lockhole drilled	
	N = No lock drilling	
	7. Cord escape option	
	8. Finish	
	9. Pull finish where applicable	
	10. Fabric for tackboard	
	Product on this page excluding J-pull option will accept woodgrain laminate where laminate is currently an option.	
	List price for woodgrain laminate options will be current published laminate list price plus 10%.	
	<b>*After specifying product code, provide keying instructions.</b>	
	Overdesk unit will achieve 72" nominal height when used with correct top.	
	The clearance under the overhead to the top of the worksurface is approximately 21 1/4".	
	Applicable finishes are listed on page 95 and 96.	
	Odd numbered hinged door is always on left side, left hinged.	

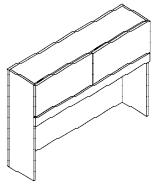


Reff Overhead storage  
*overdesk units, standard height planning model*  
*use with 1 1/4" worksurfaces and 26 1/2" h support*

description	d	w	h	doors	pattern no.	lam.	V1	V2	V3
For 1 1/4" worksurfaces	20"	30"	44 1/4"	2	<b>QROAH30T1</b> ( ) ( ) ( ) ( ) ( ) ( )	\$2,587.	\$3,241.	\$3,728.	\$5,033.
Hinged doors, 20" deep	20"	36"	44 1/4"	2	<b>QROAH36T1</b> ( ) ( ) ( ) ( ) ( ) ( )	2,742.	3,435.	3,951.	5,334.
	20"	42"	44 1/4"	3	<b>QROAH42T1</b> ( ) ( ) ( ) ( ) ( ) ( )	2,896.	3,631.	4,175.	5,637.
	20"	48"	44 1/4"	3	<b>QROAH48T1</b> ( ) ( ) ( ) ( ) ( ) ( )	3,051.	3,826.	4,400.	5,940.
	20"	54"	44 1/4"	3	<b>QROAH54T1</b> ( ) ( ) ( ) ( ) ( ) ( )	3,205.	4,021.	4,625.	6,243.
	20"	66"	44 1/4"	4	<b>QROAH66T1</b> ( ) ( ) ( ) ( ) ( ) ( )	4,053.	5,076.	5,836.	7,880.
	20"	78"	44 1/4"	4	<b>QROAH78T1</b> ( ) ( ) ( ) ( ) ( ) ( )	4,208.	5,467.	6,287.	8,487.
	20"	84"	44 1/4"	6	<b>QROAH84T1</b> ( ) ( ) ( ) ( ) ( ) ( )	4,516.	5,663.	6,512.	8,791.



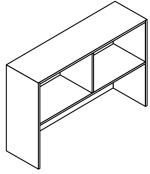
For 1 1/4" worksurfaces	20"	30"	44 1/4"	1	<b>QROAF30S1</b> ( ) ( ) ( ) ( )	1,726.	2,351.	2,705.	3,651.
Flip doors, 20" deep	20"	36"	44 1/4"	1	<b>QROAF36S1</b> ( ) ( ) ( ) ( )	1,982.	2,700.	3,103.	4,191.
	20"	42"	44 1/4"	1	<b>QROAF42S1</b> ( ) ( ) ( ) ( )	2,235.	3,046.	3,503.	4,729.
	20"	48"	44 1/4"	1	<b>QROAF48S1</b> ( ) ( ) ( ) ( )	2,490.	3,393.	3,902.	5,266.
	20"	54"	44 1/4"	2	<b>QROAF54S1</b> ( ) ( ) ( ) ( )	2,744.	3,740.	4,301.	5,806.
	20"	66"	44 1/4"	2	<b>QROAF66S1</b> ( ) ( ) ( ) ( )	3,252.	4,727.	5,436.	7,338.
	20"	78"	44 1/4"	2	<b>QROAF78S1</b> ( ) ( ) ( ) ( )	4,217.	5,396.	6,206.	8,378.
	20"	90"	44 1/4"	2	<b>QROAF90S1</b> ( ) ( ) ( ) ( )	4,326.	5,551.	6,384.	8,618.



Order Code	Specification Information	Application Notes
Example: <b>QROAF30S0LJLBF118( )</b>	To order please specify pattern number including:	Shipped knocked-down.
<b>QR</b> Reff Standard Special	1. Configuration option	Open cabinets require no locks.
<b>O</b> Overhead	O = Open	Tasklights not included.
<b>A</b> For 1 1/4" top mounting	H = Hinged door	Tackboard included, fabric railroaded.
<b>F</b> Flip door	F = Flip door	C, D and S pulls are not available for flip door units.
<b>30</b> 30" wide	2. Width	All flip door cabinets on this page are nominal 19"H not 23"H.
<b>S</b> Standard height	3. Storage option	Open/hinge doors are nominal 23"H, actual 22 3/8".
<b>0</b> 15" deep	S0 = 19"h x 15"d	Locks are not factory installed.
<b>L</b> Finish type, laminate	S1 = 19"h x 20"d	Include grommet (black only) in back panel for task light cord. If used in open plan areas specify "no grommet."
<b>J</b> J-pull	T0 = 23"h x 15"d	Wire manager is included and mounts adjacent to tackboard. Specify color.
<b>L</b> Locks included	T1 = 23"h x 20"d	
<b>BF</b> Cord escape, back feed	4. Finish type	
<b>118</b> Finish, Bright White	L = Laminate	
<b>(W250)</b> Fabric	1 = V1	
	2 = V2	
	3 = V3	
	5. Pull option for hinged door only	
	D = Metal D-pull (for hinged doors only)	
	J = Routed pull	
	C = Nickel C-pull (nickel finish only, for hinged doors only)	
	S = Stainless steel finish S-pull (stainless steel finish only, for hinged doors only)	
	6. Lock option	
	L = Lockhole drilled	
	N = No lock drilling	
	7. Cord escape option	
	8. Finish	
	9. Pull finish where applicable	
	10. Fabric for tackboard	
	Product on this page excluding J-pull option will accept woodgrain laminate where laminate is currently an option.	
	List price for woodgrain laminate options will be current published laminate list price plus 10%.	
	<b>*After specifying product code, provide keying instructions.</b>	
	Overdesk unit will achieve 72" nominal height when used with correct top.	
	The clearance under the overhead to the top of the worksurface is approximately 21 1/4".	
	Applicable finishes are listed on page 95 and 96.	
	Odd numbered hinged door is always on left side, left hinged.	

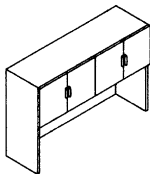
Reff Overhead storage  
*overdesk units, standard height planning model  
 use with 1<sup>3</sup>/<sub>4</sub>" worksurfaces and 26<sup>1</sup>/<sub>2</sub>"h support*

description	d	w	h	doors	pattern no.	lam.	V1	V2	V3
For 1 <sup>3</sup> / <sub>4</sub> " worksurfaces Open, 14" deep	14"	30"	43 <sup>3</sup> / <sub>4</sub> "		<b>QROB030T0</b> ( ) ( ) ( ) ( )	\$1,534.	\$1,942.	\$2,232.	\$3,014.
	14"	36"	43 <sup>3</sup> / <sub>4</sub> "		<b>QROB036T0</b> ( ) ( ) ( ) ( )	1,656.	2,095.	2,409.	3,252.
	14"	42"	43 <sup>3</sup> / <sub>4</sub> "		<b>QROB042T0</b> ( ) ( ) ( ) ( )	1,780.	2,248.	2,585.	3,491.
	14"	48"	43 <sup>3</sup> / <sub>4</sub> "		<b>QROB048T0</b> ( ) ( ) ( ) ( )	1,901.	2,401.	2,761.	3,728.
	14"	54"	43 <sup>3</sup> / <sub>4</sub> "		<b>QROB054T0</b> ( ) ( ) ( ) ( )	2,025.	2,554.	2,938.	3,966.
	14"	66"	43 <sup>3</sup> / <sub>4</sub> "		<b>QROB066T0</b> ( ) ( ) ( ) ( )	2,567.	3,249.	3,736.	5,043.
	14"	78"	43 <sup>3</sup> / <sub>4</sub> "		<b>QROB078T0</b> ( ) ( ) ( ) ( )	2,813.	3,555.	4,088.	5,519.
	14"	84"	43 <sup>3</sup> / <sub>4</sub> "		<b>QROB084T0</b> ( ) ( ) ( ) ( )	2,936.	3,708.	4,264.	5,757.



center divider on 42" and wider.

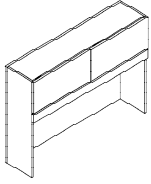
For 1 <sup>3</sup> / <sub>4</sub> " worksurfaces Hinged doors, 15" deep	15"	30"	43 <sup>3</sup> / <sub>4</sub> "	2	<b>QROBH30T0</b> ( ) ( ) ( ) ( ) ( ) ( )	2,485.	3,109.	3,574.	4,826.
	15"	36"	43 <sup>3</sup> / <sub>4</sub> "	2	<b>QROBH36T0</b> ( ) ( ) ( ) ( ) ( ) ( )	2,631.	3,292.	3,785.	5,111.
	15"	42"	43 <sup>3</sup> / <sub>4</sub> "	3	<b>QROBH42T0</b> ( ) ( ) ( ) ( ) ( ) ( )	2,775.	3,475.	3,996.	5,395.
	15"	48"	43 <sup>3</sup> / <sub>4</sub> "	3	<b>QROBH48T0</b> ( ) ( ) ( ) ( ) ( ) ( )	2,919.	3,659.	4,208.	5,679.
	15"	54"	43 <sup>3</sup> / <sub>4</sub> "	3	<b>QROBH54T0</b> ( ) ( ) ( ) ( ) ( ) ( )	3,063.	3,842.	4,419.	5,965.
	15"	66"	43 <sup>3</sup> / <sub>4</sub> "	4	<b>QROBH66T0</b> ( ) ( ) ( ) ( ) ( ) ( )	3,883.	4,862.	5,592.	7,548.
	15"	78"	43 <sup>3</sup> / <sub>4</sub> "	4	<b>QROBH78T0</b> ( ) ( ) ( ) ( ) ( ) ( )	4,172.	5,230.	6,014.	8,119.
	15"	84"	43 <sup>3</sup> / <sub>4</sub> "	6	<b>QROBH84T0</b> ( ) ( ) ( ) ( ) ( ) ( )	4,315.	5,415.	6,227.	8,406.



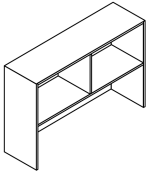
Order Code	Specification Information	Application Notes
Example: <b>QROBF30S0LJLBF118( )</b>	To order please specify pattern number including:	Shipped knocked-down.
<b>QR</b> Reff Standard Special	1. Configuration option	Open cabinets require no locks.
<b>O</b> Overhead	O = Open	Tasklights not included.
<b>B</b> For 1 <sup>3</sup> / <sub>4</sub> " top mounting	H = Hinged door	Tackboard included, fabric railroded.
<b>F</b> Flip door	F = Flip door	C, D and S pulls are not available for flip door units.
<b>30</b> 30" wide	2. Width	All flip door cabinets on this page are nominal 19"H not 23"H.
<b>S</b> Standard height	3. Storage option	Open/hinge doors are nominal 23"H, actual 22 <sup>3</sup> / <sub>8</sub> ".
<b>0</b> 15" deep	S0 = 19"h x 15"d	Locks are not factory installed.
<b>L</b> Finish type, laminate	S1 = 19"h x 20"d	Include grommet (black only) in back panel for task light cord. If used in open plan areas specify "no grommet."
<b>J</b> J-pull	T0 = 23"h x 15"d	Wire manager is included and mounts adjacent to tackboard. Specify color.
<b>L</b> Locks included	T1 = 23"h x 20"d	
<b>BF</b> Cord escape, back feed	4. Finish type	
<b>118</b> Finish, Bright White	L = Laminate	
<b>(W250)</b> Fabric	1 = V1	
	2 = V2	
	3 = V3	
	5. Pull option for hinged door only	
	D = Metal D-pull (for hinged doors only)	
	J = Routed pull	
	C = Nickel C-pull (nickel finish only, for hinged doors only)	
	S = Stainless steel finish S-pull (stainless steel finish only, for hinged doors only)	
	6. Lock option	
	L = Lockhole drilled	
	N = No lock drilling	
	7. Cord escape option	
	8. Finish	
	9. Pull finish where applicable	
	10. Fabric for tackboard	
	*After specifying product code, provide keying instructions.	
	Overdesk unit will achieve 72" nominal height when used with correct top.	
	The clearance under the overhead to the top of the worksurface is approximately 20 <sup>3</sup> / <sub>4</sub> ".	
	Applicable finishes are listed on page 95 and 96.	
	Odd numbered hinged door is always on left side, left hinged.	

Reff Overhead storage  
*overdesk units, standard height planning model  
 use with 1 3/4" worksurfaces and 26 1/2" h support*

description	d	w	h	doors	pattern no.	lam.	V1	V2	V3
For 1 3/4" worksurfaces	15"	30"	43 3/4"	1	<b>QROBF30S0</b> ( ) ( ) ( ) ( )	\$1,634.	\$2,231.	\$2,566.	\$3,465.
Flip doors, 15" deep	15"	36"	43 3/4"	1	<b>QROBF36S0</b> ( ) ( ) ( ) ( )	1,881.	2,567.	2,953.	3,986.
	15"	42"	43 3/4"	1	<b>QROBF42S0</b> ( ) ( ) ( ) ( )	2,127.	2,904.	3,339.	4,507.
	15"	48"	43 3/4"	1	<b>QROBF48S0</b> ( ) ( ) ( ) ( )	2,375.	3,238.	3,724.	5,027.
	15"	54"	43 3/4"	2	<b>QROBF54S0</b> ( ) ( ) ( ) ( )	2,622.	3,574.	4,110.	5,549.
	15"	66"	43 3/4"	2	<b>QROBF66S0</b> ( ) ( ) ( ) ( )	3,115.	4,528.	5,208.	7,030.
	15"	78"	43 3/4"	2	<b>QROBF78S0</b> ( ) ( ) ( ) ( )	4,035.	5,156.	5,930.	8,004.
	15"	90"	43 3/4"	2	<b>QROBF90S0</b> ( ) ( ) ( ) ( )	4,134.	5,306.	6,101.	8,236.



For 1 3/4" worksurfaces	19"	30"	43 3/4"		<b>QROBO30T1</b> ( ) ( ) ( ) ( )	1,881.	2,343.	2,693.	3,637.
Open, 19" deep	19"	36"	43 3/4"		<b>QROBO36T1</b> ( ) ( ) ( ) ( )	1,948.	2,434.	2,800.	3,779.
	19"	42"	43 3/4"		<b>QROBO42T1</b> ( ) ( ) ( ) ( )	2,015.	2,526.	2,905.	3,920.
	19"	48"	43 3/4"		<b>QROBO48T1</b> ( ) ( ) ( ) ( )	2,082.	2,616.	3,010.	4,062.
	19"	54"	43 3/4"		<b>QROBO54T1</b> ( ) ( ) ( ) ( )	2,149.	2,708.	3,114.	4,204.
	19"	66"	43 3/4"		<b>QROBO66T1</b> ( ) ( ) ( ) ( )	2,737.	3,438.	3,953.	5,337.
	19"	78"	43 3/4"		<b>QROBO78T1</b> ( ) ( ) ( ) ( )	2,872.	3,621.	4,164.	5,622.
	19"	84"	43 3/4"		<b>QROBO84T1</b> ( ) ( ) ( ) ( )	2,940.	3,712.	4,269.	5,764.

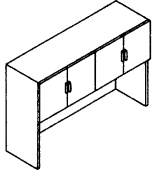


center divider on 42" and wider.

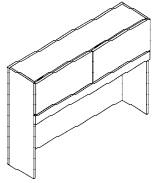
Order Code	Specification Information	Application Notes
Example: <b>QROBF30S0LJLBF118( )</b>	<i>To order please specify pattern number including:</i>	Shipped knocked-down.
<b>QR</b> Reff Standard Special	1. <i>Configuration option</i> O = Open H = Hinged door F = Flip door	Open cabinets require no locks.
<b>O</b> Overhead	2. <i>Width</i>	Tasklights not included.
<b>B</b> For 1 3/4" top mounting	3. <i>Storage option</i> S0 = 19" h x 15" d S1 = 19" h x 20" d T0 = 23" h x 15" d T1 = 23" h x 20" d	Tackboard included, fabric railroded.
<b>F</b> Flip door	4. <i>Finish type</i> L = Laminate 1 = V1 2 = V2 3 = V3	C, D and S pulls are not available for flip door units.
<b>30</b> 30" wide	5. <i>Pull option for hinged door only</i> D = Metal D-pull (for hinged doors only) J = Routed pull C = Nickel C-pull (nickel finish only, for hinged doors only) S = Stainless steel finish S-pull (stainless steel finish only, for hinged doors only)	All flip door cabinets on this page are nominal 19"H not 23"H.
<b>S</b> Standard height		Open/hinge doors are nominal 23"H, actual 22 3/8".
<b>0</b> 15" deep		Locks are not factory installed.
<b>L</b> Finish type, laminate		Include grommet (black only) in back panel for task light cord. If used in open plan areas specify "no grommet."
<b>J</b> J-pull		Wire manager is included and mounts adjacent to tackboard. Specify color.
<b>L</b> Locks included		
<b>BF</b> Cord escape, back feed		
<b>118</b> Finish, Bright White		
<b>(W250)</b> Fabric		
	6. <i>Lock option</i> L = Lockhole drilled N = No lock drilling	
	7. <i>Cord escape option</i>	
	8. <i>Finish</i>	
	9. <i>Pull finish where applicable</i>	
	10. <i>Fabric for tackboard</i>	
	<i>*After specifying product code, provide keying instructions.</i>	
	Overdesk unit will achieve 72" nominal height when used with correct top.	
	The clearance under the overhead to the top of the worksurface is approximately 20 3/4".	
	Applicable finishes are listed on page 95 and 96.	
	Odd numbered hinged door is always on left side, left hinged.	

Reff Overhead storage  
*overdesk units, standard height planning model*  
*use with 1<sup>3</sup>/<sub>4</sub>" worksurfaces and 26<sup>1</sup>/<sub>2</sub>"h support*

description	d	w	h	doors	pattern no.	lam.	V1	V2	V3
For 1 <sup>3</sup> / <sub>4</sub> " worksurfaces	20"	30"	43 <sup>3</sup> / <sub>4</sub> "	2	<b>QROBH30T1</b> ( ) ( ) ( ) ( ) ( ) ( )	\$2,620.	\$3,265.	\$3,754.	\$5,069.
Hinged doors, 20" deep	20"	36"	43 <sup>3</sup> / <sub>4</sub> "	2	<b>QROBH36T1</b> ( ) ( ) ( ) ( ) ( ) ( )	2,777.	3,464.	3,983.	5,377.
	20"	42"	43 <sup>3</sup> / <sub>4</sub> "	3	<b>QROBH42T1</b> ( ) ( ) ( ) ( ) ( ) ( )	2,932.	3,663.	4,213.	5,688.
	20"	48"	43 <sup>3</sup> / <sub>4</sub> "	3	<b>QROBH48T1</b> ( ) ( ) ( ) ( ) ( ) ( )	3,088.	3,861.	4,441.	5,996.
	20"	54"	43 <sup>3</sup> / <sub>4</sub> "	3	<b>QROBH54T1</b> ( ) ( ) ( ) ( ) ( ) ( )	3,243.	4,060.	4,669.	6,304.
	20"	66"	43 <sup>3</sup> / <sub>4</sub> "	4	<b>QROBH66T1</b> ( ) ( ) ( ) ( ) ( ) ( )	4,099.	5,134.	5,903.	7,970.
	20"	78"	43 <sup>3</sup> / <sub>4</sub> "	4	<b>QROBH78T1</b> ( ) ( ) ( ) ( ) ( ) ( )	4,411.	5,530.	6,360.	8,586.
	20"	84"	43 <sup>3</sup> / <sub>4</sub> "	4	<b>QROBH84T1</b> ( ) ( ) ( ) ( ) ( ) ( )	4,566.	5,729.	6,589.	8,894.



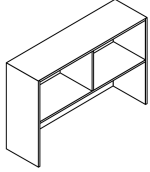
For 1 <sup>3</sup> / <sub>4</sub> " worksurfaces	20"	30"	43 <sup>3</sup> / <sub>4</sub> "	1	<b>QROBF30S1</b> ( ) ( ) ( ) ( )	1,749.	2,379.	2,737.	3,695.
Flip doors, 20" deep	20"	36"	43 <sup>3</sup> / <sub>4</sub> "	1	<b>QROBF36S1</b> ( ) ( ) ( ) ( )	2,005.	2,730.	3,138.	4,237.
	20"	42"	43 <sup>3</sup> / <sub>4</sub> "	1	<b>QROBF42S1</b> ( ) ( ) ( ) ( )	2,264.	3,079.	3,541.	4,780.
	20"	48"	43 <sup>3</sup> / <sub>4</sub> "	1	<b>QROBF48S1</b> ( ) ( ) ( ) ( )	2,520.	3,428.	3,942.	5,322.
	20"	54"	43 <sup>3</sup> / <sub>4</sub> "	2	<b>QROBF54S1</b> ( ) ( ) ( ) ( )	2,778.	3,778.	4,345.	5,866.
	20"	66"	43 <sup>3</sup> / <sub>4</sub> "	2	<b>QROBF66S1</b> ( ) ( ) ( ) ( )	3,291.	4,779.	5,496.	7,419.
	20"	78"	43 <sup>3</sup> / <sub>4</sub> "	2	<b>QROBF78S1</b> ( ) ( ) ( ) ( )	4,269.	5,461.	6,280.	8,478.
	20"	90"	43 <sup>3</sup> / <sub>4</sub> "	2	<b>QROBF90S1</b> ( ) ( ) ( ) ( )	4,378.	5,615.	6,457.	8,716.



Order Code	Specification Information	Application Notes
Example: <b>QROBF30S0LJLBF118( )</b>	To order please specify pattern number including:	Shipped knocked-down.
<b>QR</b> Reff Standard Special	1. Configuration option	Open cabinets require no locks.
<b>O</b> Overhead	O = Open	Tasklights not included.
<b>B</b> For 1 <sup>3</sup> / <sub>4</sub> " top mounting	H = Hinged door	Tackboard included, fabric railroded.
<b>F</b> Flip door	F = Flip door	C, D and S pulls are not available for flip door units.
<b>30</b> 30" wide	2. Width	All flip door cabinets on this page are nominal 19"H not 23"H.
<b>S</b> Standard height	3. Storage option	Open/hinge doors are nominal 23"H, actual 22 <sup>3</sup> / <sub>8</sub> ".
<b>0</b> 15" deep	S0 = 19"h x 15"d	Locks are not factory installed.
<b>L</b> Finish type, laminate	S1 = 19"h x 20"d	Include grommet (black only) in back panel for task light cord. If used in open plan areas specify "no grommet."
<b>J</b> J-pull	T0 = 23"h x 15"d	Wire manager is included and mounts adjacent to tackboard. Specify color.
<b>L</b> Locks included	T1 = 23"h x 20"d	
<b>BF</b> Cord escape, back feed	4. Finish type	
<b>118</b> Finish, Bright White	L = Laminate	
<b>(W250)</b> Fabric	1 = V1	
	2 = V2	
	3 = V3	
	5. Pull option for hinged door only	
	D = Metal D-pull (for hinged doors only)	
	J = Routed pull	
	C = Nickel C-pull (nickel finish only, for hinged doors only)	
	S = Stainless steel finish S-pull (stainless steel finish only, for hinged doors only)	
	6. Lock option	
	L = Lockhole drilled	
	N = No lock drilling	
	7. Cord escape option	
	8. Finish	
	9. Pull finish where applicable	
	10. Fabric for tackboard	
	*After specifying product code, provide keying instructions.	
	Overdesk unit will achieve 72" nominal height when used with correct top.	
	The clearance under the overhead to the top of the worksurface is approximately 20 <sup>3</sup> / <sub>4</sub> ".	
	Applicable finishes are listed on page 95 and 96.	
	Odd numbered hinged door is always on left side, left hinged.	

Reff Overhead storage  
*overdesk units, desk height planning model*  
*use with 1 1/4" worksurfaces and 28 3/8" h support*

description	d	w	h	doors	pattern no.	lam.	V1	V2	V3
For 1 1/4" worksurfaces	14"	30"	45 1/2"		<b>QROAO30T0DH</b> ( ) ( ) ( )	\$1,763.	\$2,204.	\$2,535.	\$3,423.
Open, 14" deep	14"	36"	45 1/2"		<b>QROAO36T0DH</b> ( ) ( ) ( )	1,849.	2,315.	2,663.	3,595.
	14"	42"	45 1/2"		<b>QROAO42T0DH</b> ( ) ( ) ( )	1,934.	2,426.	2,789.	3,766.
	14"	48"	45 1/2"		<b>QROAO48T0DH</b> ( ) ( ) ( )	2,019.	2,536.	2,916.	3,938.
	14"	54"	45 1/2"		<b>QROAO54T0DH</b> ( ) ( ) ( )	2,103.	2,647.	3,044.	4,109.
	14"	66"	45 1/2"		<b>QROAO66T0DH</b> ( ) ( ) ( )	2,683.	3,371.	3,877.	5,233.
	14"	78"	45 1/2"		<b>QROAO78T0DH</b> ( ) ( ) ( )	2,854.	3,593.	4,131.	5,576.
	14"	84"	45 1/2"		<b>QROAO84T0DH</b> ( ) ( ) ( )	2,936.	3,702.	4,257.	5,747.



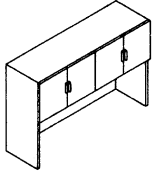
center divider on 42" and wider.

Order Code	Specification Information	Application Notes
Example: <b>QROAO30T0DHLBF118( )</b>	<i>To order please specify pattern number including:</i>	<p>Products on this page are engineered to align with 75" h cabinets. Be sure storage dimension options and drilling options correspond accordingly. For storage options below the work surface, specify 28 3/8" h products. ; <b>do not mix products from 26 1/2" h (standard height) planning model with 28 3/8" h (desk height) planning model in any one configuration.</b></p> <p>Overdesk unit will achieve 75" nominal height - actual height 75.125", when used with correct thickness of top.</p> <p>Clearance below overhead storage to top of work surface is approximately 23 1/8" h.</p> <p>Applicable finishes are listed on page 95 and 96.</p> <p>Odd numbered hinged door is always on left side, left hinged.</p>
<b>QR</b> Reff Standard Special	1. <i>Configuration option (embedded in pattern number)</i> O = Open H = Hinged doors F = Flip doors	
<b>O</b> Overhead	2. <i>Storage option (embedded in pattern number)</i> S0 = 19" h x 15" d S1 = 19" h x 20" d T0 = 23" h x 15" d T1 = 23" h x 20" d	
<b>A</b> For mounting on 1 1/4" thick top	3. <i>Finish type</i> L = laminate	
<b>O</b> Open	4. <i>Pull option</i> (Optional hinged door configurations only) D = metal D-pull (finish optional) J = routed J-pull (finish matches case) C = nickel finish C-pull (nickel finish only) S = S-pull (stainless steel finish only)	
<b>30</b> 30" wide	5. <i>Lock option</i> (Optional hinged door configurations only) L = drilled to accept lock N = no drilling	
<b>T</b> 23" h storage	6. <i>Tasklight cord escape</i> BF = back feed FF = front feed	
<b>0</b> 15" d storage	7. <i>Finish</i>	
<b>DH</b> desk height, 75" height overall	8. <i>Optional pull finish, where applicable</i>	
<b>L</b> Finish type, laminate	9. <i>Fabric for tackboard</i>	
<b>BF</b> Cord escape, back feed	Product on this page excluding J-pull option will accept woodgrain laminate where laminate is currently an option. List price for woodgrain laminate options will be current published laminate list price plus 10%.	
<b>118</b> Finish, Bright White	Overdesk units do not come with lock included. Keying instructions must accompany all orders, refer to page 193. Random locks are factory installed. Key-alike are field installed using the KnollKey order form.	
<b>( )</b> Fabric selection	Products on this page shipped knocked-down. Tasklights not included. Tackboard included, fabric orientation applied railroaded. Wire manager included and mounts adjacent to tackboard. Specify color. Include grommet (black only) in back panel for tasklight cord. If used in open plan areas, specify "no grommet"	

dimensions noted nominal

Reff Overhead storage  
*overdesk units, desk height planning model*  
*use with 1 1/4" worksurfaces and 28 3/8" h support*

description	d	w	h	doors	pattern no.	lam.	V1	V2	V3
For 1 1/4" worksurfaces	15"	30"	45 1/2"	2	<b>QROAH30T0DH</b> ( ) ( ) ( ) ( ) ( )	\$2,580.	\$3,231.	\$3,716.	\$5,017.
Hinged doors, 15" deep	15"	36"	45 1/2"	2	<b>QROAH36T0DH</b> ( ) ( ) ( ) ( ) ( )	2,731.	3,422.	3,935.	5,312.
	15"	42"	45 1/2"	3	<b>QROAH42T0DH</b> ( ) ( ) ( ) ( ) ( )	2,880.	3,611.	4,154.	5,606.
	15"	48"	45 1/2"	3	<b>QROAH48T0DH</b> ( ) ( ) ( ) ( ) ( )	3,031.	3,802.	4,371.	5,902.
	15"	54"	45 1/2"	3	<b>QROAH54T0DH</b> ( ) ( ) ( ) ( ) ( )	3,181.	3,991.	4,591.	6,198.
	15"	66"	45 1/2"	4	<b>QROAH66T0DH</b> ( ) ( ) ( ) ( ) ( )	4,031.	5,049.	5,806.	7,838.
	15"	78"	45 1/2"	4	<b>QROAH78T0DH</b> ( ) ( ) ( ) ( ) ( )	4,332.	5,429.	6,244.	8,430.
	15"	84"	45 1/2"	6	<b>QROAH84T0DH</b> ( ) ( ) ( ) ( ) ( )	4,482.	5,620.	6,462.	8,724.



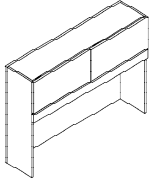
Order Code	Specification Information	Application Notes
Example: <b>QROAO30T0DHLBF118( )</b>	To order please specify pattern number including:	<p>Products on this page are engineered to align with 75" h cabinets. Be sure storage dimension options and drilling options correspond accordingly. For storage options below the worksurface, specify 28 3/8" h products. ; <b>do not mix products from 26 1/2" h (standard height) planning model with 28 3/8" h (desk height) planning model in any one configuration.</b></p> <p>Overdesk unit will achieve 75" nominal height - actual height 75.125", when used with correct thickness of top.</p> <p>Clearance below overhead storage to top of worksurface is approximately 23 1/8" h.</p> <p>Applicable finishes are listed on page 95 and 96.</p> <p>Odd numbered hinged door is always on left side, left hinged.</p>
<b>QR</b> Reff Standard Special	1. Configuration option (embedded in pattern number)	
<b>O</b> Overhead	O = Open	
<b>A</b> For mounting on 1 1/4" thick top	H = Hinged doors	
<b>O</b> Open	F = Flip doors	
<b>30</b> 30" wide	2. Storage option (embedded in pattern number)	
<b>T</b> 23" h storage	S0 = 19" h x 15" d	
<b>0</b> 15" d storage	S1 = 19" h x 20" d	
<b>DH</b> desk height, 75" height overall	T0 = 23" h x 15" d	
<b>L</b> Finish type, laminate	T1 = 23" h x 20" d	
<b>BF</b> Cord escape, back feed	3. Finish type	
<b>118</b> Finish, Bright White	L = laminate	
<b>( )</b> Fabric selection	1 = V1	
	2 = V2	
	3 = V3	
	4. Pull option (Optional hinged door configurations only)	
	D = metal D-pull (finish optional)	
	J = routed J-pull (finish matches case)	
	C = nickel finish C-pull (nickel finish only)	
	S = S-pull (stainless steel finish only)	
	5. Lock option (Optional hinged door configurations only)	
	L = drilled to accept lock	
	N = no drilling	
	6. Tasklight cord escape	
	BF = back feed	
	FF = front feed	
	7. Finish	
	8. Optional pull finish, where applicable	
	9. Fabric for tackboard	
	Product on this page excluding J-pull option will accept woodgrain laminate where laminate is currently an option.	
	List price for woodgrain laminate options will be current published laminate list price plus 10%.	
	Overdesk units do not come with lock included. Keying instructions must accompany all orders, refer to page 193. Random locks are factory installed. Key-alike are field installed using the KnollKey order form.	
	Products on this page shipped knocked-down.	
	Tasklights not included.	
	Tackboard included, fabric orientation applied railroaded.	
	Wire manager included and mounts adjacent to tackboard. Specify color.	
	Include grommet (black only) in back panel for tasklight cord. If used in open plan areas, specify "no grommet"	

dimensions noted nominal



Reff Overhead storage  
*overdesk units, desk height planning model*  
*use with 1 1/4" worksurfaces and 28 3/8" h support*

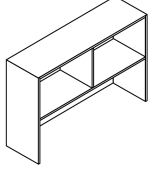
description	d	w	h	doors	pattern no.	lam.	V1	V2	V3
For 1 1/4" worksurfaces	15"	30"	45 1/2"	1	QROAF30S0DH( ) ( ) ( ) ( )	\$1,702.	\$2,321.	\$2,668.	\$3,603.
Flip doors, 15" deep	15"	36"	45 1/2"	1	QROAF36S0DH( ) ( ) ( ) ( )	1,957.	2,667.	3,067.	4,141.
	15"	42"	45 1/2"	1	QROAF42S0DH( ) ( ) ( ) ( )	2,211.	3,015.	3,467.	4,680.
	15"	48"	45 1/2"	1	QROAF48S0DH( ) ( ) ( ) ( )	2,468.	3,362.	3,866.	5,218.
	15"	54"	45 1/2"	2	QROAF54S0DH( ) ( ) ( ) ( )	2,722.	3,709.	4,265.	5,758.
	15"	66"	45 1/2"	2	QROAF66S0DH( ) ( ) ( ) ( )	3,234.	4,701.	5,406.	7,299.
	15"	78"	45 1/2"	2	QROAF78S0DH( ) ( ) ( ) ( )	4,189.	5,358.	6,161.	8,318.
	15"	90"	45 1/2"	2	QROAF90S0DH( ) ( ) ( ) ( )	4,290.	5,502.	6,328.	8,543.



Order Code	Specification Information	Application Notes
Example: <b>QROAO30T0DHLBF118( )</b>	<i>To order please specify pattern number including:</i>	<p>Products on this page are engineered to align with 75" h cabinets. Be sure storage dimension options and drilling options correspond accordingly. For storage options below the work surface, specify 28 3/8" h products. ; <b>do not mix products from 26 1/2" h (standard height) planning model with 28 3/8" h (desk height) planning model in any one configuration.</b></p> <p>Overdesk unit will achieve 75" nominal height - actual height 75.125", when used with correct thickness of top.</p> <p>Clearance below overhead storage to top of work surface is approximately 23 1/8" h.</p> <p>Applicable finishes are listed on page 95 and 96.</p> <p>Odd numbered hinged door is always on left side, left hinged.</p>
<b>QR</b> Reff Standard Special		
<b>O</b> Overhead	1. <i>Configuration option (embedded in pattern number)</i> O = Open H = Hinged doors F = Flip doors	
<b>A</b> For mounting on 1 1/4" thick top	2. <i>Storage option (embedded in pattern number)</i> S0 = 19" h x 15" d S1 = 19" h x 20" d T0 = 23" h x 15" d T1 = 23" h x 20" d	
<b>O</b> Open	3. <i>Finish type</i> L = laminate	
<b>30</b> 30" wide	4. <i>Pull option</i> (Optional hinged door configurations only) D = metal D-pull (finish optional) J = routed J-pull (finish matches case) C = nickel finish C-pull (nickel finish only) S = S-pull (stainless steel finish only)	
<b>T</b> 23" h storage	5. <i>Lock option</i> (Optional hinged door configurations only) L = drilled to accept lock N = no drilling	
<b>0</b> 15" d storage	6. <i>Tasklight cord escape</i> BF = back feed FF = front feed	
<b>DH</b> desk height, 75" height overall	7. <i>Finish</i>	
<b>L</b> Finish type, laminate	8. <i>Optional pull finish, where applicable</i>	
<b>BF</b> Cord escape, back feed	9. <i>Fabric for tackboard</i>	
<b>118</b> Finish, Bright White	Product on this page excluding J-pull option will accept woodgrain laminate where laminate is currently an option. List price for woodgrain laminate options will be current published laminate list price plus 10%.	
<b>( )</b> Fabric selection	Overdesk units do not come with lock included. Keying instructions must accompany all orders, refer to page 193. Random locks are factory installed. Key-alike are field installed using the KnollKey order form.	
	Products on this page shipped knocked-down.	
	Tasklights not included.	
	Tackboard included, fabric orientation applied railroaded.	
	Wire manager included and mounts adjacent to tackboard. Specify color.	
	Include grommet (black only) in back panel for tasklight cord. If used in open plan areas, specify "no grommet"	

dimensions noted nominal

Reff Overhead storage  
*overdesk units, desk height planning model*  
*use with 1 1/4" worksurfaces and 28 3/8" h support*

description	d	w	h	doors	pattern no.	lam.	V1	V2	V3
For 1 1/4" worksurfaces Open, 19" deep 	19"	30"	45 1/2"		<b>QROAO30T1DH</b> ( ) ( ) ( )	\$1,866.	\$2,324.	\$2,673.	\$3,607.
	19"	36"	45 1/2"		<b>QROAO36T1DH</b> ( ) ( ) ( )	1,959.	2,444.	2,811.	3,793.
	19"	42"	45 1/2"		<b>QROAO42T1DH</b> ( ) ( ) ( )	2,050.	2,565.	2,950.	3,982.
	19"	48"	45 1/2"		<b>QROAO48T1DH</b> ( ) ( ) ( )	2,143.	2,686.	3,089.	4,170.
	19"	54"	45 1/2"		<b>QROAO54T1DH</b> ( ) ( ) ( )	2,234.	2,808.	3,228.	4,359.
	19"	66"	45 1/2"		<b>QROAO66T1DH</b> ( ) ( ) ( )	2,841.	3,568.	4,104.	5,539.
	19"	78"	45 1/2"		<b>QROAO78T1DH</b> ( ) ( ) ( )	2,932.	3,810.	4,382.	5,914.
	19"	84"	45 1/2"		<b>QROAO84T1DH</b> ( ) ( ) ( )	3,117.	3,930.	4,520.	6,102.

center divider on 42" and wider.

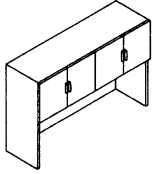
Order Code	Specification Information	Application Notes
Example: <b>QROAO30T0DHLBF118( )</b>	<i>To order please specify pattern number including:</i>	Products on this page are engineered to align with 75" h cabinets. Be sure storage dimension options and drilling options correspond accordingly. For storage options below the work surface, specify 28 3/8" h products. ; <b>do not mix products from 26 1/2" h (standard height) planning model with 28 3/8" h (desk height) planning model in any one configuration.</b>  Overdesk unit will achieve 75" nominal height - actual height 75.125", when used with correct thickness of top.  Clearance below overhead storage to top of work surface is approximately 23 1/8" h.  Applicable finishes are listed on page 95 and 96.  Odd numbered hinged door is always on left side, left hinged.
<b>QR</b> Reff Standard Special	1. <i>Configuration option (embedded in pattern number)</i> O = Open H = Hinged doors F = Flip doors	
<b>O</b> Overhead	2. <i>Storage option (embedded in pattern number)</i> S0 = 19" h x 15" d S1 = 19" h x 20" d T0 = 23" h x 15" d T1 = 23" h x 20" d	
<b>A</b> For mounting on 1 1/4" thick top	3. <i>Finish type</i> L = laminate 1 = V1 2 = V2 3 = V3	
<b>O</b> Open	4. <i>Pull option</i> (Optional hinged door configurations only) D = metal D-pull (finish optional) J = routed J-pull (finish matches case) C = nickel finish C-pull (nickel finish only) S = S-pull (stainless steel finish only)	
<b>30</b> 30" wide	5. <i>Lock option</i> (Optional hinged door configurations only) L = drilled to accept lock N = no drilling	
<b>T</b> 23" h storage	6. <i>Tasklight cord escape</i> BF = back feed FF = front feed	
<b>0</b> 15" d storage	7. <i>Finish</i>	
<b>DH</b> desk height, 75" height overall	8. <i>Optional pull finish, where applicable</i>	
<b>L</b> Finish type, laminate	9. <i>Fabric for tackboard</i>  Product on this page excluding J-pull option will accept woodgrain laminate where laminate is currently an option. List price for woodgrain laminate options will be current published laminate list price plus 10%.  Overdesk units do not come with lock included. Keying instructions must accompany all orders, refer to page 193. Random locks are factory installed. Key-alike are field installed using the KnollKey order form.  Products on this page shipped knocked-down.  Tasklights not included.  Tackboard included, fabric orientation applied railroaded.  Wire manager included and mounts adjacent to tackboard. Specify color.  Include grommet (black only) in back panel for tasklight cord. If used in open plan areas, specify "no grommet"	
<b>BF</b> Cord escape, back feed		
<b>118</b> Finish, Bright White		
<b>( )</b> Fabric selection		

dimensions noted nominal



Reff Overhead storage  
*overdesk units, desk height planning model*  
*use with 1 1/4" worksurfaces and 28 3/8" h support*

description	d	w	h	doors	pattern no.	lam.	V1	V2	V3
For 1 1/4" worksurfaces	20"	30"	45 1/2"	2	<b>QROAH30T1DH</b> ( ) ( ) ( ) ( ) ( )	\$2,716.	\$3,403.	\$3,914.	\$5,284.
Hinged doors, 20" deep	20"	36"	45 1/2"	2	<b>QROAH36T1DH</b> ( ) ( ) ( ) ( ) ( )	2,879.	3,607.	4,148.	5,600.
	20"	42"	45 1/2"	3	<b>QROAH42T1DH</b> ( ) ( ) ( ) ( ) ( )	3,041.	3,812.	4,385.	5,918.
	20"	48"	45 1/2"	3	<b>QROAH48T1DH</b> ( ) ( ) ( ) ( ) ( )	3,202.	4,017.	4,620.	6,237.
	20"	54"	45 1/2"	3	<b>QROAH54T1DH</b> ( ) ( ) ( ) ( ) ( )	3,366.	4,222.	4,855.	6,556.
	20"	66"	45 1/2"	4	<b>QROAH66T1DH</b> ( ) ( ) ( ) ( ) ( )	4,256.	5,330.	6,130.	8,275.
	20"	78"	45 1/2"	4	<b>QROAH78T1DH</b> ( ) ( ) ( ) ( ) ( )	4,418.	5,741.	6,601.	8,913.
	20"	84"	45 1/2"	6	<b>QROAH84T1DH</b> ( ) ( ) ( ) ( ) ( )	4,741.	5,946.	6,838.	9,231.

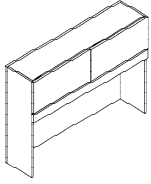


Order Code	Specification Information	Application Notes
Example: <b>QROAO30T0DHLBF118( )</b>	To order please specify pattern number including:	<p>Products on this page are engineered to align with 75" h cabinets. Be sure storage dimension options and drilling options correspond accordingly. For storage options below the work surface, specify 28 3/8" h products. ; <b>do not mix products from 26 1/2" h (standard height) planning model with 28 3/8" h (desk height) planning model in any one configuration.</b></p> <p>Overdesk unit will achieve 75" nominal height - actual height 75.125", when used with correct thickness of top.</p> <p>Clearance below overhead storage to top of work surface is approximately 23 1/8" h.</p> <p>Applicable finishes are listed on page 95 and 96.</p> <p>Odd numbered hinged door is always on left side, left hinged.</p>
<b>QR</b> Reff Standard Special	1. Configuration option (embedded in pattern number) O = Open H = Hinged doors F = Flip doors	
<b>O</b> Overhead	2. Storage option (embedded in pattern number) S0 = 19" h x 15" d S1 = 19" h x 20" d T0 = 23" h x 15" d T1 = 23" h x 20" d	
<b>A</b> For mounting on 1 1/4" thick top	3. Finish type L = laminate 1 = V1 2 = V2 3 = V3	
<b>O</b> Open	4. Pull option (Optional hinged door configurations only) D = metal D-pull (finish optional) J = routed J-pull (finish matches case) C = nickel finish C-pull (nickel finish only) S = S-pull (stainless steel finish only)	
<b>30</b> 30" wide	5. Lock option (Optional hinged door configurations only) L = drilled to accept lock N = no drilling	
<b>T</b> 23" h storage	6. Tasklight cord escape BF = back feed FF = front feed	
<b>0</b> 15" d storage	7. Finish	
<b>DH</b> desk height, 75" height overall	8. Optional pull finish, where applicable	
<b>L</b> Finish type, laminate	9. Fabric for tackboard	
<b>BF</b> Cord escape, back feed	Product on this page excluding J-pull option will accept woodgrain laminate where laminate is currently an option.	
<b>118</b> Finish, Bright White	List price for woodgrain laminate options will be current published laminate list price plus 10%.	
<b>( )</b> Fabric selection	Overdesk units do not come with lock included. Keying instructions must accompany all orders, refer to page 193. Random locks are factory installed. Key-alike are field installed using the KnollKey order form.	
	Products on this page shipped knocked-down.	
	Tasklights not included.	
	Tackboard included, fabric orientation applied railroaded.	
	Wire manager included and mounts adjacent to tackboard. Specify color.	
	Include grommet (black only) in back panel for tasklight cord. If used in open plan areas, specify "no grommet"	

dimensions noted nominal

Reff Overhead storage  
*overdesk units, desk height planning model*  
*use with 1 1/4" worksurfaces and 28 3/8" h support*

description	d	w	h	doors	pattern no.	lam.	V1	V2	V3
For 1 1/4" worksurfaces	20"	30"	45 1/2"	1	<b>QROAF30S1DH</b> ( ) ( ) ( ) ( )	\$1,813.	\$2,470.	\$2,840.	\$3,834.
Flip doors, 20" deep	20"	36"	45 1/2"	1	<b>QROAF36S1DH</b> ( ) ( ) ( ) ( )	2,080.	2,834.	3,259.	4,399.
	20"	42"	45 1/2"	1	<b>QROAF42S1DH</b> ( ) ( ) ( ) ( )	2,347.	3,198.	3,678.	4,965.
	20"	48"	45 1/2"	1	<b>QROAF48S1DH</b> ( ) ( ) ( ) ( )	2,614.	3,562.	4,096.	5,530.
	20"	54"	45 1/2"	2	<b>QROAF54S1DH</b> ( ) ( ) ( ) ( )	2,882.	3,927.	4,517.	6,098.
	20"	66"	45 1/2"	2	<b>QROAF66S1DH</b> ( ) ( ) ( ) ( )	3,414.	4,963.	5,707.	7,705.
	20"	78"	45 1/2"	2	<b>QROAF78S1DH</b> ( ) ( ) ( ) ( )	4,428.	5,666.	6,516.	8,796.
	20"	90"	45 1/2"	2	<b>QROAF90S1DH</b> ( ) ( ) ( ) ( )	4,543.	5,829.	6,703.	9,050.

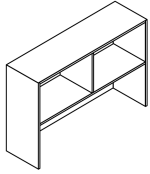


Order Code	Specification Information	Application Notes
Example: <b>QROAO30T0DHLBF118( )</b>	To order please specify pattern number including:	<p>Products on this page are engineered to align with 75" h cabinets. Be sure storage dimension options and drilling options correspond accordingly. For storage options below the work surface, specify 28 3/8" h products. ; <b>do not mix products from 26 1/2" h (standard height) planning model with 28 3/8" h (desk height) planning model in any one configuration.</b></p> <p>Overdesk unit will achieve 75" nominal height - actual height 75.125", when used with correct thickness of top.</p> <p>Clearance below overhead storage to top of work surface is approximately 23 1/8" h.</p> <p>Applicable finishes are listed on page 95 and 96.</p> <p>Odd numbered hinged door is always on left side, left hinged.</p>
<b>QR</b> Reff Standard Special	1. Configuration option (embedded in pattern number) O = Open H = Hinged doors F = Flip doors	
<b>O</b> Overhead	2. Storage option (embedded in pattern number) S0 = 19" h x 15" d S1 = 19" h x 20" d T0 = 23" h x 15" d T1 = 23" h x 20" d	
<b>A</b> For mounting on 1 1/4" thick top	3. Finish type L = laminate	
<b>O</b> Open	4. Pull option (Optional hinged door configurations only) D = metal D-pull (finish optional) J = routed J-pull (finish matches case) C = nickel finish C-pull (nickel finish only) S = S-pull (stainless steel finish only)	
<b>30</b> 30" wide	5. Lock option (Optional hinged door configurations only) L = drilled to accept lock N = no drilling	
<b>T</b> 23" h storage	6. Tasklight cord escape BF = back feed FF = front feed	
<b>0</b> 15" d storage	7. Finish	
<b>DH</b> desk height, 75" height overall	8. Optional pull finish, where applicable	
<b>L</b> Finish type, laminate	9. Fabric for tackboard	
<b>BF</b> Cord escape, back feed	Product on this page excluding J-pull option will accept woodgrain laminate where laminate is currently an option. List price for woodgrain laminate options will be current published laminate list price plus 10%.	
<b>118</b> Finish, Bright White	Overdesk units do not come with lock included. Keying instructions must accompany all orders, refer to page 193. Random locks are factory installed. Key-alike are field installed using the KnollKey order form.	
<b>( )</b> Fabric selection	Products on this page shipped knocked-down. Tasklights not included. Tackboard included, fabric orientation applied railroaded. Wire manager included and mounts adjacent to tackboard. Specify color. Include grommet (black only) in back panel for tasklight cord. If used in open plan areas, specify "no grommet"	

dimensions noted nominal

Reff Overhead storage  
*overdesk units, desk height planning model*  
*use with 1<sup>3</sup>/<sub>4</sub>" worksurfaces and 28<sup>3</sup>/<sub>8</sub>"h support*

description	d	w	h	doors	pattern no.	L	V1	V2	V3
For 1 <sup>3</sup> / <sub>4</sub> " worksurfaces	14"	30"	45"		QROBO30T0DH ( ) ( ) ( )	\$1,611.	\$2,038.	\$2,344.	\$3,164.
Open, 14" deep	14"	36"	45"		QROBO36T0DH ( ) ( ) ( )	1,739.	2,199.	2,529.	3,414.
	14"	42"	45"		QROBO42T0DH ( ) ( ) ( )	1,868.	2,360.	2,714.	3,664.
	14"	48"	45"		QROBO48T0DH ( ) ( ) ( )	1,997.	2,521.	2,898.	3,914.
	14"	54"	45"		QROBO54T0DH ( ) ( ) ( )	2,126.	2,682.	3,085.	4,164.
	14"	66"	45"		QROBO66T0DH ( ) ( ) ( )	2,694.	3,410.	3,923.	5,295.
	14"	78"	45"		QROBO78T0DH ( ) ( ) ( )	2,954.	3,733.	4,293.	5,796.
	14"	84"	45"		QROBO84T0DH ( ) ( ) ( )	3,083.	3,893.	4,477.	6,045.



center divider on 42" and wider.

Order Code	Specification Information	Application Notes
Example: <b>QROBO30T0DHLBF118( )</b>	To order please specify pattern number including:	
<b>QR</b> Reff Standard Special		
<b>O</b> Overhead	1. Configuration option (embedded in pattern number) O = Open H = Hinged doors F = Flip doors	6. Tasklight cord escape BF = back feed FF = front feed
<b>B</b> For mounting on 1 <sup>3</sup> / <sub>4</sub> " thick top	2. Storage option (embedded in pattern number) S0 = 19"h x 15"d S1 = 19"h x 20"d T0 = 23"h x 15"d T1 = 23"h x 20"d	7. Finish
<b>O</b> Open	3. Finish type L = laminate 1 = V1 2 = V2 3 = V3	8. Optional pull finish, where applicable
<b>30</b> 30" wide	4. Pull option (Optional hinged door configurations only) D = metal D-pull (finish optional) J = routed J-pull (finish matches case) C = nickel finish C-pull (nickel finish only) S = S-pull (stainless steel finish only)	9. Fabric for tackboard
<b>T</b> 23"h storage		Overdesk units do not come with lock included. Keying instructions must accompany all orders, refer to page 193. Random locks are factory installed. Key-alike are field installed using the KnollKey order form.
<b>0</b> 15"d storage		Products on this page shipped knocked-down.
<b>DH</b> desk height, 75" height overall		Tasklights not included.
<b>L</b> Finish type, laminate		Tackboard included, fabric orientation applied railroaded.
<b>BF</b> Cord escape, back feed		Wire manager included and mounts adjacent to tackboard. Specify color.
<b>118</b> Finish, Bright White		Include grommet (black only) in back panel for tasklight cord. If used in open plan areas, specify "no grommet"
<b>( )</b> Fabric selection	5. Lock option (Optional hinged door configurations only) L = drilled to accept lock N = no drilling	Products on this page are engineered to align with 75"h cabinets. Be sure storage dimension options and drilling options correspond accordingly. For storage options below the worksurface, specify 28 <sup>3</sup> / <sub>8</sub> "h products; <b>do not mix products from 26<sup>1</sup>/<sub>2</sub>"h (standard height) planning model with 28<sup>3</sup>/<sub>8</sub>"h (desk height) planning model in any one configuration.</b>

dimensions noted nominal

Overdesk unit will achieve 75" nominal height - actual height 75.125", when used with correct thickness of top.

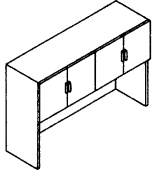
Clearance below overhead storage to top of worksurface is approximately 22<sup>5</sup>/<sub>8</sub>"h.

Applicable finishes are listed on page 95 and 96.

Odd numbered hinged door is always on left side, left hinged.

Reff Overhead storage  
*overdesk units, desk height planning model*  
*use with 1<sup>3</sup>/<sub>4</sub>" worksurfaces and 28<sup>3</sup>/<sub>8</sub>"h support*

description	d	w	h	doors	pattern no.	L	V1	V2	V3
For 1 <sup>3</sup> / <sub>4</sub> " worksurfaces	15"	30"	45"	2	<b>QROBH30T0DH</b> ( ) ( ) ( ) ( ) ( )	\$2,610.	\$3,264.	\$3,753.	\$5,067.
Hinged doors, 15" deep	15"	36"	45"	2	<b>QROBH36T0DH</b> ( ) ( ) ( ) ( ) ( )	2,762.	3,456.	3,975.	5,365.
	15"	42"	45"	3	<b>QROBH42T0DH</b> ( ) ( ) ( ) ( ) ( )	2,914.	3,649.	4,196.	5,666.
	15"	48"	45"	3	<b>QROBH48T0DH</b> ( ) ( ) ( ) ( ) ( )	3,065.	3,841.	4,418.	5,963.
	15"	54"	45"	3	<b>QROBH54T0DH</b> ( ) ( ) ( ) ( ) ( )	3,217.	4,035.	4,640.	6,263.
	15"	66"	45"	4	<b>QROBH66T0DH</b> ( ) ( ) ( ) ( ) ( )	4,077.	5,106.	5,872.	7,926.
	15"	78"	45"	4	<b>QROBH78T0DH</b> ( ) ( ) ( ) ( ) ( )	4,381.	5,492.	6,316.	8,526.
	15"	84"	45"	4	<b>QROBH84T0DH</b> ( ) ( ) ( ) ( ) ( )	4,530.	5,685.	6,538.	8,826.



Order Code	Specification Information	Application Notes
Example: <b>QROBO30T0DHLBF118</b> ( )	<i>To order please specify pattern number including:</i>	
<b>QR</b> Reff Standard Special	1. <i>Configuration option (embedded in pattern number)</i>	6. <i>Tasklight cord escape</i>
<b>O</b> Overhead	O = Open	BF = back feed
<b>B</b> For mounting on 1 <sup>3</sup> / <sub>4</sub> " thick top	H = Hinged doors	FF = front feed
<b>O</b> Open	F = Flip doors	7. <i>Finish</i>
<b>30</b> 30" wide	2. <i>Storage option (embedded in pattern number)</i>	8. <i>Optional pull finish, where applicable</i>
<b>T</b> 23"h storage	S0 = 19"h x 15"d	9. <i>Fabric for tackboard</i>
<b>0</b> 15"d storage	S1 = 19"h x 20"d	
<b>DH</b> desk height, 75" height overall	T0 = 23"h x 15"d	Overdesk units do not come with lock included. Keying instructions must accompany all orders, refer to page 193. Random locks are factory installed. Key-alike are field installed using the KnollKey order form.
<b>L</b> Finish type, laminate	T1 = 23"h x 20"d	Products on this page shipped knocked-down.
<b>BF</b> Cord escape, back feed	3. <i>Finish type</i>	Tasklights not included.
<b>118</b> Finish, Bright White	L = laminate	Tackboard included, fabric orientation applied railroaded.
<b>( )</b> Fabric selection	1 = V1	Wire manager included and mounts adjacent to tackboard. Specify color.
	2 = V2	Include grommet (black only) in back panel for tasklight cord. If used in open plan areas, specify "no grommet"
	3 = V3	
	4. <i>Pull option</i>	
	(Optional hinged door configurations only)	
	D = metal D-pull (finish optional)	
	J = routed J-pull (finish matches case)	
	C = nickel finish C-pull (nickel finish only)	
	S = S-pull (stainless steel finish only)	
	5. <i>Lock option</i>	
	(Optional hinged door configurations only)	
	L = drilled to accept lock	
	N = no drilling	

dimensions noted nominal

Products on this page are engineered to align with 75"h cabinets. Be sure storage dimension options and drilling options correspond accordingly. For storage options below the worksurface, specify 28<sup>3</sup>/<sub>8</sub>"h products; **do not mix products from 26<sup>1</sup>/<sub>2</sub>"h (standard height) planning model with 28<sup>3</sup>/<sub>8</sub>"h (desk height) planning model in any one configuration.**

Overdesk unit will achieve 75" nominal height - actual height 75.125", when used with correct thickness of top.

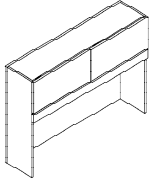
Clearance below overhead storage to top of worksurface is approximately 22<sup>5</sup>/<sub>8</sub>"h.

Applicable finishes are listed on page 95 and 96.

Odd numbered hinged door is always on left side, left hinged.

Reff Overhead storage  
*overdesk units, desk height planning model*  
*use with 1<sup>3</sup>/<sub>4</sub>" worksurfaces and 28<sup>3</sup>/<sub>8</sub>"h support*

description	d	w	h	doors	pattern no.	L	V1	V2	V3
For 1 <sup>3</sup> / <sub>4</sub> " worksurfaces	15"	30"	45"	1	QROBF30S0DH ( ) ( ) ( ) ( )	\$1,716.	\$2,343.	\$2,693.	\$3,637.
Flip doors, 15" deep	15"	36"	45"	1	QROBF36S0DH ( ) ( ) ( ) ( )	1,975.	2,694.	3,099.	4,184.
	15"	42"	45"	1	QROBF42S0DH ( ) ( ) ( ) ( )	2,234.	3,048.	3,505.	4,732.
	15"	48"	45"	1	QROBF48S0DH ( ) ( ) ( ) ( )	2,494.	3,400.	3,910.	5,279.
	15"	54"	45"	2	QROBF54S0DH ( ) ( ) ( ) ( )	2,753.	3,752.	4,315.	5,826.
	15"	66"	45"	2	QROBF66S0DH ( ) ( ) ( ) ( )	3,270.	4,753.	5,466.	7,380.
	15"	78"	45"	2	QROBF78S0DH ( ) ( ) ( ) ( )	4,236.	5,414.	6,226.	8,405.
	15"	90"	45"	2	QROBF90S0DH ( ) ( ) ( ) ( )	4,340.	5,570.	6,407.	8,647.



Order Code	Specification Information	Application Notes
Example: <b>QROBO30T0DHLBF118( )</b>	<i>To order please specify pattern number including:</i>	
<b>QR</b> Reff Standard Special	1. <i>Configuration option (embedded in pattern number)</i> O = Open H = Hinged doors F = Flip doors	6. <i>Tasklight cord escape</i> BF = back feed FF = front feed
<b>O</b> Overhead	2. <i>Storage option (embedded in pattern number)</i> S0 = 19"h x 15"d S1 = 19"h x 20"d T0 = 23"h x 15"d T1 = 23"h x 20"d	7. <i>Finish</i>
<b>B</b> For mounting on 1 <sup>3</sup> / <sub>4</sub> " thick top	3. <i>Finish type</i> L = laminate 1 = V1 2 = V2 3 = V3	8. <i>Optional pull finish, where applicable</i>
<b>O</b> Open	4. <i>Pull option</i> (Optional hinged door configurations only) D = metal D-pull (finish optional) J = routed J-pull (finish matches case) C = nickel finish C-pull (nickel finish only) S = S-pull (stainless steel finish only)	9. <i>Fabric for tackboard</i>
<b>30</b> 30" wide	5. <i>Lock option</i> (Optional hinged door configurations only) L = drilled to accept lock N = no drilling	Overdesk units do not come with lock included. Keying instructions must accompany all orders, refer to page 193. Random locks are factory installed. Key-alike are field installed using the KnollKey order form.
<b>T</b> 23"h storage		Products on this page shipped knocked-down.
<b>0</b> 15"d storage		Tasklights not included.
<b>DH</b> desk height, 75" height overall		Tackboard included, fabric orientation applied railroaded.
<b>L</b> Finish type, laminate		Wire manager included and mounts adjacent to tackboard. Specify color.
<b>BF</b> Cord escape, back feed		Include grommet (black only) in back panel for tasklight cord. If used in open plan areas, specify "no grommet"
<b>118</b> Finish, Bright White		
<b>( )</b> Fabric selection		

dimensions noted nominal

Products on this page are engineered to align with 75"h cabinets. Be sure storage dimension options and drilling options correspond accordingly. For storage options below the worksurface, specify 28<sup>3</sup>/<sub>8</sub>"h products; **do not mix products from 26<sup>1</sup>/<sub>2</sub>"h (standard height) planning model with 28<sup>3</sup>/<sub>8</sub>"h (desk height) planning model in any one configuration.**

Overdesk unit will achieve 75" nominal height - actual height 75.125", when used with correct thickness of top.

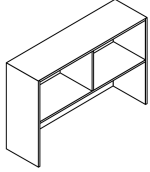
Clearance below overhead storage to top of worksurface is approximately 22<sup>5</sup>/<sub>8</sub>"h.

Applicable finishes are listed on page 95 and 96.

Odd numbered hinged door is always on left side, left hinged.

Reff Overhead storage  
*overdesk units, desk height planning model*  
*use with 1<sup>3</sup>/<sub>4</sub>" worksurfaces and 28<sup>3</sup>/<sub>8</sub>"h support*

description	d	w	h	doors	pattern no.	L	V1	V2	V3
For 1 <sup>3</sup> / <sub>4</sub> " worksurfaces Open, 19" deep	19"	30"	45"		QROBO30T1DH ( ) ( ) ( )	\$1,975.	\$2,460.	\$2,829.	\$3,818.
	19"	36"	45"		QROBO36T1DH ( ) ( ) ( )	2,046.	2,555.	2,939.	3,968.
	19"	42"	45"		QROBO42T1DH ( ) ( ) ( )	2,117.	2,652.	3,050.	4,117.
	19"	48"	45"		QROBO48T1DH ( ) ( ) ( )	2,187.	2,748.	3,160.	4,265.
	19"	54"	45"		QROBO54T1DH ( ) ( ) ( )	2,257.	2,843.	3,269.	4,415.
	19"	66"	45"		QROBO66T1DH ( ) ( ) ( )	2,873.	3,609.	4,150.	5,603.
	19"	78"	45"		QROBO78T1DH ( ) ( ) ( )	3,016.	3,802.	4,371.	5,902.
	19"	84"	45"		QROBO84T1DH ( ) ( ) ( )	3,087.	3,899.	4,483.	6,052.



center divider on 42" and wider.

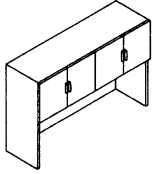
Order Code	Specification Information	Application Notes
Example: <b>QROBO30T0DHLBF118( )</b>	<i>To order please specify pattern number including:</i>	
<b>QR</b> Reff Standard Special		
<b>O</b> Overhead	1. <i>Configuration option (embedded in pattern number)</i> O = Open H = Hinged doors F = Flip doors	
<b>B</b> For mounting on 1 <sup>3</sup> / <sub>4</sub> " thick top	2. <i>Storage option (embedded in pattern number)</i> S0 = 19"h x 15"d S1 = 19"h x 20"d T0 = 23"h x 15"d T1 = 23"h x 20"d	
<b>O</b> Open	3. <i>Finish type</i> L = laminate 1 = V1 2 = V2 3 = V3	
<b>30</b> 30" wide	4. <i>Pull option</i> (Optional hinged door configurations only) D = metal D-pull (finish optional) J = routed J-pull (finish matches case) C = nickel finish C-pull (nickel finish only) S = S-pull (stainless steel finish only)	
<b>T</b> 23"h storage	5. <i>Lock option</i> (Optional hinged door configurations only) L = drilled to accept lock N = no drilling	
<b>0</b> 15"d storage		6. <i>Tasklight cord escape</i> BF = back feed FF = front feed
<b>DH</b> desk height, 75" height overall		7. <i>Finish</i>
<b>L</b> Finish type, laminate		8. <i>Optional pull finish, where applicable</i>
<b>BF</b> Cord escape, back feed		9. <i>Fabric for tackboard</i>
<b>118</b> Finish, Bright White		Overdesk units do not come with lock included. Keying instructions must accompany all orders, refer to page 193. Random locks are factory installed. Key-alike are field installed using the KnollKey order form.
<b>( )</b> Fabric selection		Products on this page shipped knocked-down.
		Tasklights not included.
		Tackboard included, fabric orientation applied railroaded.
		Wire manager included and mounts adjacent to tackboard. Specify color.
		Include grommet (black only) in back panel for tasklight cord. If used in open plan areas, specify "no grommet"
		Products on this page are engineered to align with 75"h cabinets. Be sure storage dimension options and drilling options correspond accordingly. For storage options below the worksurface, specify 28 <sup>3</sup> / <sub>8</sub> "h products; <b>do not mix products from 26<sup>1</sup>/<sub>2</sub>"h (standard height) planning model with 28<sup>3</sup>/<sub>8</sub>"h (desk height) planning model in any one configuration.</b>
		Overdesk unit will achieve 75" nominal height - actual height 75.125", when used with correct thickness of top.
		Clearance below overhead storage to top of worksurface is approximately 22 <sup>5</sup> / <sub>8</sub> "h.
		Applicable finishes are listed on page 95 and 96.
		Odd numbered hinged door is always on left side, left hinged.

dimensions noted nominal



Reff Overhead storage  
*overdesk units, desk height planning model*  
*use with 1<sup>3</sup>/<sub>4</sub>" worksurfaces and 28<sup>3</sup>/<sub>8</sub>"h support*

description	d	w	h	doors	pattern no.	L	V1	V2	V3
For 1 <sup>3</sup> / <sub>4</sub> " worksurfaces	20"	30"	45"	2	QROBH30T1DH ( ) ( ) ( ) ( ) ( )	\$2,751.	\$3,428.	\$3,942.	\$5,322.
Hinged doors, 20" deep	20"	36"	45"	2	QROBH36T1DH ( ) ( ) ( ) ( ) ( )	2,915.	3,637.	4,183.	5,646.
	20"	42"	45"	3	QROBH42T1DH ( ) ( ) ( ) ( ) ( )	3,079.	3,845.	4,422.	5,971.
	20"	48"	45"	3	QROBH48T1DH ( ) ( ) ( ) ( ) ( )	3,242.	4,055.	4,663.	6,294.
	20"	54"	45"	3	QROBH54T1DH ( ) ( ) ( ) ( ) ( )	3,405.	4,263.	4,903.	6,619.
	20"	66"	45"	4	QROBH66T1DH ( ) ( ) ( ) ( ) ( )	4,304.	5,390.	6,199.	8,368.
	20"	78"	45"	4	QROBH78T1DH ( ) ( ) ( ) ( ) ( )	4,631.	5,807.	6,679.	9,017.
	20"	84"	45"	6	QROBH84T1DH ( ) ( ) ( ) ( ) ( )	4,794.	6,015.	6,919.	9,339.



Order Code	Specification Information	Application Notes
Example: <b>QROBO30T0DHLBF118( )</b>	<i>To order please specify pattern number including:</i>	
<b>QR</b> Reff Standard Special	1. <i>Configuration option (embedded in pattern number)</i>	6. <i>Tasklight cord escape</i>
<b>O</b> Overhead	O = Open	BF = back feed
<b>B</b> For mounting on 1 <sup>3</sup> / <sub>4</sub> " thick top	H = Hinged doors	FF = front feed
<b>O</b> Open	F = Flip doors	7. <i>Finish</i>
<b>30</b> 30" wide	2. <i>Storage option (embedded in pattern number)</i>	8. <i>Optional pull finish, where applicable</i>
<b>T</b> 23"h storage	S0 = 19"h x 15"d	9. <i>Fabric for tackboard</i>
<b>0</b> 15"d storage	S1 = 19"h x 20"d	
<b>DH</b> desk height, 75" height overall	T0 = 23"h x 15"d	Overdesk units do not come with lock included. Keying instructions must accompany all orders, refer to page 193. Random locks are factory installed. Key-alike are field installed using the KnollKey order form.
<b>L</b> Finish type, laminate	T1 = 23"h x 20"d	Products on this page shipped knocked-down.
<b>BF</b> Cord escape, back feed	3. <i>Finish type</i>	Tasklights not included.
<b>118</b> Finish, Bright White	L = laminate	Tackboard included, fabric orientation applied railroaded.
<b>( )</b> Fabric selection	1 = V1	Wire manager included and mounts adjacent to tackboard. Specify color.
	2 = V2	Include grommet (black only) in back panel for tasklight cord. If used in open plan areas, specify "no grommet"
	3 = V3	
	4. <i>Pull option</i>	
	(Optional hinged door configurations only)	
	D = metal D-pull (finish optional)	
	J = routed J-pull (finish matches case)	
	C = nickel finish C-pull (nickel finish only)	
	S = S-pull (stainless steel finish only)	
	5. <i>Lock option</i>	
	(Optional hinged door configurations only)	
	L = drilled to accept lock	
	N = no drilling	

dimensions noted nominal

Products on this page are engineered to align with 75"h cabinets. Be sure storage dimension options and drilling options correspond accordingly. For storage options below the worksurface, specify 28<sup>3</sup>/<sub>8</sub>"h products; **do not mix products from 26<sup>1</sup>/<sub>2</sub>"h (standard height) planning model with 28<sup>3</sup>/<sub>8</sub>"h (desk height) planning model in any one configuration.**

Overdesk unit will achieve 75" nominal height - actual height 75.125", when used with correct thickness of top.

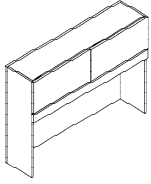
Clearance below overhead storage to top of worksurface is approximately 22<sup>5</sup>/<sub>8</sub>"h.

Applicable finishes are listed on page 95 and 96.

Odd numbered hinged door is always on left side, left hinged.

Reff Overhead storage  
*overdesk units, desk height planning model*  
*use with 1<sup>3</sup>/<sub>4</sub>" worksurfaces and 28<sup>3</sup>/<sub>8</sub>"h support*

description	d	w	h	doors	pattern no.	L	V1	V2	V3
For 1 <sup>3</sup> / <sub>4</sub> " worksurfaces	20"	30"	45"	1	QROBF30S1DH ( ) ( ) ( ) ( )	\$1,836.	\$2,499.	\$2,873.	\$3,879.
Flip doors, 20" deep	20"	36"	45"	1	QROBF36S1DH ( ) ( ) ( ) ( )	2,105.	2,865.	3,296.	4,449.
	20"	42"	45"	1	QROBF42S1DH ( ) ( ) ( ) ( )	2,376.	3,233.	3,717.	5,018.
	20"	48"	45"	1	QROBF48S1DH ( ) ( ) ( ) ( )	2,647.	3,600.	4,140.	5,589.
	20"	54"	45"	2	QROBF54S1DH ( ) ( ) ( ) ( )	2,917.	3,967.	4,562.	6,158.
	20"	66"	45"	2	QROBF66S1DH ( ) ( ) ( ) ( )	3,455.	5,018.	5,771.	7,791.
	20"	78"	45"	2	QROBF78S1DH ( ) ( ) ( ) ( )	4,483.	5,734.	6,594.	8,902.
	20"	90"	45"	2	QROBF90S1DH ( ) ( ) ( ) ( )	4,597.	5,895.	6,778.	9,151.



Order Code	Specification Information	Application Notes
Example: <b>QROBO30T0DHLBF118( )</b>	<i>To order please specify pattern number including:</i>	
<b>QR</b> Reff Standard Special	1. <i>Configuration option (embedded in pattern number)</i>	6. <i>Tasklight cord escape</i> BF = back feed FF = front feed
<b>O</b> Overhead	O = Open	7. <i>Finish</i>
<b>B</b> For mounting on 1 <sup>3</sup> / <sub>4</sub> " thick top	H = Hinged doors	8. <i>Optional pull finish, where applicable</i>
<b>O</b> Open	F = Flip doors	9. <i>Fabric for tackboard</i>
<b>30</b> 30" wide	2. <i>Storage option (embedded in pattern number)</i>	Overdesk units do not come with lock included. Keying instructions must accompany all orders, refer to page 193. Random locks are factory installed. Key-alike are field installed using the KnollKey order form.
<b>T</b> 23"h storage	S0 = 19"h x 15"d	
<b>0</b> 15"d storage	S1 = 19"h x 20"d	
<b>DH</b> desk height, 75" height overall	T0 = 23"h x 15"d	
<b>L</b> Finish type, laminate	T1 = 23"h x 20"d	
<b>BF</b> Cord escape, back feed	3. <i>Finish type</i>	Products on this page shipped knocked-down.
<b>118</b> Finish, Bright White	L = laminate	Tasklights not included.
<b>( )</b> Fabric selection	1 = V1	Tackboard included, fabric orientation applied railroaded.
	2 = V2	Wire manager included and mounts adjacent to tackboard. Specify color.
	3 = V3	Include grommet (black only) in back panel for tasklight cord. If used in open plan areas, specify "no grommet"
	4. <i>Pull option</i> (Optional hinged door configurations only)	
	D = metal D-pull (finish optional)	
	J = routed J-pull (finish matches case)	
	C = nickel finish C-pull (nickel finish only)	
	S = S-pull (stainless steel finish only)	
	5. <i>Lock option</i> (Optional hinged door configurations only)	
	L = drilled to accept lock	
	N = no drilling	

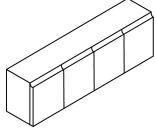
dimensions noted nominal



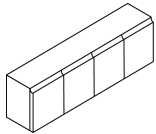
# Reff Overhead storage panel hung and wall hung cabinets

Standard Specials Systems

description	h	w	d	locks req'd	doors	pattern no.	L	V1	V2	V3
Panel hung overhead cabinet (hinged door, no back)	19"	24"	14"	1	2	<b>QROPH24S0</b> ( ) ( ) ( ) ( )	\$1,675.	\$1,728.	\$1,988.	\$2,683.
		42"	14"	2	3	<b>QROPH42S0</b> ( ) ( ) ( ) ( )	2,202.	2,272.	2,613.	3,528.
		48"	14"	2	3	<b>QROPH48S0</b> ( ) ( ) ( ) ( )	2,345.	2,421.	2,783.	3,757.
		54"	14"	2	3	<b>QROPH54S0</b> ( ) ( ) ( ) ( )	2,387.	2,468.	2,838.	3,831.
		84"	14"	3	5	<b>QROPH84S0</b> ( ) ( ) ( ) ( )	3,221.	3,327.	3,826.	5,165.



description	h	w	d	locks req'd	doors	pattern no.	L	V1	V2	V3
Wall hung overhead cabinet (hinged door, with back)	19"	24"	15"	1	2	<b>QROMH24S0</b> ( ) ( ) ( ) ( )	3,059.	3,160.	3,634.	4,906.
		42"	15"	2	3	<b>QROMH42S0</b> ( ) ( ) ( ) ( )	3,520.	3,631.	4,175.	5,637.
		48"	15"	2	3	<b>QROMH48S0</b> ( ) ( ) ( ) ( )	3,638.	3,755.	4,319.	5,830.
		54"	15"	2	3	<b>QROMH54S0</b> ( ) ( ) ( ) ( )	3,657.	3,778.	4,345.	5,866.
		66"	15"	2	4	<b>QROMH66S0</b> ( ) ( ) ( ) ( )	3,869.	3,997.	4,598.	6,207.
		78"	15"	2	4	<b>QROMH78S0</b> ( ) ( ) ( ) ( )	4,476.	4,624.	5,317.	7,178.
		84"	15"	3	6	<b>QROMH84S0</b> ( ) ( ) ( ) ( )	4,983.	5,148.	5,921.	7,993.
		90"	15"	3	6	<b>QROMH90S0</b> ( ) ( ) ( ) ( )	5,237.	5,411.	6,221.	8,400.
		96"	15"	3	6	<b>QROMH96S0</b> ( ) ( ) ( ) ( )	5,490.	5,672.	6,523.	8,807.



## Order Code

Example: <b>QROPH24S0DLL</b>	
<b>QR</b>	Reff Standard Special
<b>O</b>	Overhead
<b>P</b>	Panel hung
<b>H</b>	Hinge door
<b>24</b>	24" wide
<b>S</b>	Standard height, 19"h
<b>0</b>	15" deep
<b>D</b>	D-pull
<b>L</b>	Lock hole drilled
<b>L</b>	Laminate finish

## Specification Information

- To order please specify pattern number including:
- Configuration option (*embedded in pattern no.*)  
H = Hinged door  
O = Open  
F = Flip door
  - Storage option (*embedded in pattern no.*)  
S0 = 19"h x 14"d open/15"d hinged door  
T0 = 23"h x 14"d open/15"d hinged door
  - Finish type
  - Pull option *applicable hinged doors only*
  - Lock option
  - Finish, case
  - Finish, pull when applicable
  - Keying instructions

**\*After specifying product code, provide keying instructions.**

**Dimensions are nominal.**

Product not available where prices do not appear.

3. *Finish type options:*

- L = Laminate
- 1 = V1 techwood
- 2 = V2 conventional veneer
- 3 = V3 exotic veneer

4. *Pull Options:*

- D = Metal D-pull for hinged door only
- J = Routed pull
- C = Nickel finish C-pull for hinged door only (nickel finish only)
- S = Stainless steel finish S-pull for hinged door only (stainless steel finish only)

5. *Lock options:*

- L = Lock hole drilled
- N = No lockdrilling

8. Refer to page 193 for keying instructions.

Product on this page excluding J-pull option will accept woodgrain laminate where laminate is currently an option. List price for woodgrain laminate options will be current published laminate list price plus 10%.

Applicable finishes are listed on page 95 and 96.

Sliding rails order separately on page from Reff price list.

## Application Notes

Panel-hung cabinets are shipped knocked-down. Wall-hung overhead cabinets are shipped assembled.

Open cabinets require no locks.

Tasklights are not included.

D-Pulls are not available for flip door units.

Hardware included for overhead cabinets.

**The manufacturer does not take responsibility for the installation or the security of cabinets to the wall.**

**\*Keying instructions must accompany all cabinet orders.**

Panel-hung overheads come with no backs.

Random keys are factory installed.

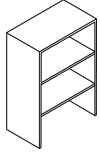
Order overheads with a KnollKey order form.

# Reff Overhead storage

Standard Specials Systems

## open hutch wood interior

description	h	w	d	pattern no.	L	V1	V2	V3
Hutch for 1 1/4" top, 26 1/2" h component	44 1/4"	30"	14"	<b>QROAO30BW ( ) ( )</b>	\$1,965.	\$2,576.	\$2,962.	\$3,998.
	44 1/4"	36"	14"	<b>QROAO36BW ( ) ( )</b>	2,163.	2,837.	3,262.	4,403.

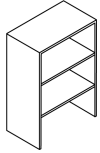


No baseboard  
No bottom shelf  
2 adjustable shelves

Hutch for 1 1/4" top, 28 3/8" h component	45 1/2"	30"	14"	<b>QROAO30DHBW ( ) ( )</b>	2,064.	2,705.	3,111.	4,198.
	45 1/2"	36"	14"	<b>QROAO36DHBW ( ) ( )</b>	2,271.	2,979.	3,425.	4,624.

No baseboard  
No bottom shelf  
2 adjustable shelves

Hutch for 1 3/4" top, 26 1/2" h component	43 3/4"	30"	14"	<b>QROBO30BW ( ) ( )</b>	1,965.	2,576.	2,962.	3,998.
	43 3/4"	36"	14"	<b>QROBO36BW ( ) ( )</b>	2,163.	2,837.	3,262.	4,403.



No baseboard  
No bottom shelf  
2 adjustable shelves

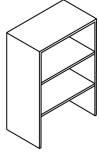
Hutch for 1 3/4" top, 28 3/8" h component	45"	30"	14"	<b>QROBO30DHBW ( ) ( )</b>	2,064.	2,705.	3,111.	4,198.
	45"	36"	14"	<b>QROBO36DHBW ( ) ( )</b>	2,271.	2,979.	3,425.	4,624.

No baseboard  
No bottom shelf  
2 adjustable shelves

Order Code	Specification Information	Application Notes
Example: <b>QROAO30BW(2)(V316)</b>	<i>To order please specify pattern number including:</i>	Product on this page will accept woodgrain laminate where laminate is currently an option.
<b>QR</b> Reff Standard Special		List price for woodgrain laminate options will be current published laminate list price plus 10%.
<b>O</b> Overhead storage	1. <i>Interior Option</i> W = wood (shelves match case finish or wood drawer interiors)	14" deep gable aligns with the gable depth of standard 15" deep overdesk.
<b>A</b> for 1 1/4" top	2. <i>Finish type</i> L = laminate	Shelf adjustability is 2.5" up or down per shelf from equal drilled spacing.
<b>O</b> Open hutch	1 = V1	
<b>30</b> 30" w (nominal)	2 = V2	
<b>B</b> Bookcase	3 = V3	
<b>W</b> Interior option, wood	3. <i>Cabinet finish</i>	
<b>2</b> Finish type, V2		
<b>V316</b> Finish, light maple		

*open hutch  
metal interior*

description	h	w	d	pattern no.	L	V1	V2	V3
Hutch for 1 1/4" top, 26 1/2" h component	44 1/4"	30"	14"	<b>QROAO30BM ( ) ( )</b>	\$1,798.	\$2,355.	\$2,708.	\$3,655.
	44 1/4"	36"	14"	<b>QROAO36BM ( ) ( )</b>	1,990.	2,612.	3,005.	4,056.

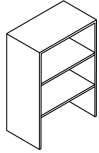


No baseboard  
No bottom shelf  
2 adjustable shelves

Hutch for 1 3/4" top, 28 3/8" h component	45 1/2"	30"	14"	<b>QROAO30DHBM ( ) ( )</b>	1,888.	2,472.	2,842.	3,837.
	45 1/2"	36"	14"	<b>QROAO36DHBM ( ) ( )</b>	2,090.	2,743.	3,154.	4,259.

No baseboard  
No bottom shelf  
2 adjustable shelves

Hutch for 1 3/4" top, 26 1/2" h component	43 3/4"	30"	14"	<b>QROBO30BM ( ) ( )</b>	1,798.	2,355.	2,708.	3,655.
	43 3/4"	36"	14"	<b>QROBO36BM ( ) ( )</b>	1,990.	2,612.	3,005.	4,056.



No baseboard  
No bottom shelf  
2 adjustable shelves

Hutch for 1 3/4" top, 28 3/8" h component	45"	30"	14"	<b>QROBO30DHBM ( ) ( )</b>	1,888.	2,472.	2,842.	3,837.
	45"	36"	14"	<b>QROBO36DHBM ( ) ( )</b>	2,090.	2,743.	3,154.	4,259.

No baseboard  
No bottom shelf  
2 adjustable shelves

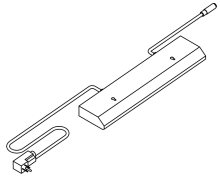
Order Code	Specification Information	Application Notes
Example: <b>QROAO30BM(2)(V316)</b>	<i>To order please specify pattern number including:</i>	Product on this page will accept woodgrain laminate where laminate is currently an option.
<b>QR</b> Reff Standard Special	1. <i>Interior Option</i>	List price for woodgrain laminate options will be current published laminate list price plus 10%.
<b>O</b> Overhead storage	M = metal shelves	14" deep gable aligns with the gable depth of standard 15" deep overdesk.
<b>A</b> for 1 1/4" top	*If laminate case, finish of metal shelves to match; if case V1 or V2 finish, shelves are black)	Shelf adjustability is 2.5" up or down per shelf from equal drilled spacing.
<b>O</b> Open hutch	2. <i>Finish type</i>	
<b>30</b> 30" w (nominal)	L = laminate	
<b>B</b> Bookcase	1 = V1	
<b>M</b> Interior option, metal	2 = V2	
<b>2</b> Finish type, V2	3 = V3	
<b>V316</b> Finish, light maple	3. <i>Cabinet finish</i>	

# Reff Overhead storage

## T5 Task Light for Reff

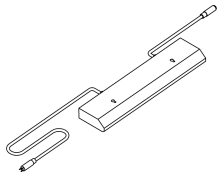
### Daisy Chain

description	type	w	d	h	pattern no.	Standard	Advanced
Task Light, starter 9 ft. cord, fused male plug 1 ft. cord, female plug	Use with 24" and wider overhead	19"	4"	1 1/2"	<b>RTL5E19( )DCS( )Q</b>	\$417.	n/a
	Use with 30" and wider overhead	25"	4"	1 1/2"	<b>RTL5E25( )DCS( )Q</b>	424.	544.
	Use with 42" and wider overhead	37"	4"	1 1/2"	<b>RTL5E37( )DCS( )Q</b>	430.	565.
	Use with 60" and wider overhead	49"	4"	1 1/2"	<b>RTL5E49( )DCS( )Q</b>	435.	582.
	Use with 72" and wider overhead	61"	4"	1 1/2"	<b>RTL5E61( )DCS( )Q</b>	451.	598.
	Use with 84" and wider overhead	73"	4"	1 1/2"	<b>RTL5E73( )DCS( )Q</b>	478.	615.
	Use with 96" and wider overhead	85"	4"	1 1/2"	<b>RTL5E85( )DCS( )Q</b>	560.	632.



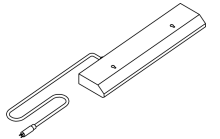
left hand shown

Task Light, adder 2 ft. cord, male plug 1 ft. cord, female plug	Use with 24" and wider overhead	19"	4"	1 1/2"	<b>RTL5E19( )DCA( )Q</b>	452.	n/a
	Use with 30" and wider overhead	25"	4"	1 1/2"	<b>RTL5E25( )DCA( )Q</b>	458.	579.
	Use with 42" and wider overhead	37"	4"	1 1/2"	<b>RTL5E37( )DCA( )Q</b>	464.	599.
	Use with 60" and wider overhead	49"	4"	1 1/2"	<b>RTL5E49( )DCA( )Q</b>	469.	616.
	Use with 72" and wider overhead	61"	4"	1 1/2"	<b>RTL5E61( )DCA( )Q</b>	485.	633.
	Use with 84" and wider overhead	73"	4"	1 1/2"	<b>RTL5E73( )DCA( )Q</b>	512.	649.
	Use with 96" and wider overhead	85"	4"	1 1/2"	<b>RTL5E85( )DCA( )Q</b>	594.	666.



left hand shown

Task Light, ender 2 ft. cord, male plug	Use with 24" and wider overhead	19"	4"	1 1/2"	<b>RTL5E19( )DCE( )Q</b>	331.	n/a
	Use with 30" and wider overhead	25"	4"	1 1/2"	<b>RTL5E25( )DCE( )Q</b>	337.	457.
	Use with 42" and wider overhead	37"	4"	1 1/2"	<b>RTL5E37( )DCE( )Q</b>	342.	479.
	Use with 60" and wider overhead	49"	4"	1 1/2"	<b>RTL5E49( )DCE( )Q</b>	348.	494.
	Use with 72" and wider overhead	61"	4"	1 1/2"	<b>RTL5E61( )DCE( )Q</b>	364.	512.
	Use with 84" and wider overhead	73"	4"	1 1/2"	<b>RTL5E73( )DCE( )Q</b>	390.	528.
	Use with 96" and wider overhead	85"	4"	1 1/2"	<b>RTL5E85( )DCE( )Q</b>	474.	545.



left hand shown

Order Code	Specification Information	Application Notes
Example: <b>RTL5E19SDCSLQ</b> <b>RTL</b> Task Light <b>T5</b> T5 lamp <b>E</b> Electronic ballast <b>19</b> Width <b>S</b> Standard <b>DC</b> Daisy chain <b>S</b> Starter <b>L</b> Left handed <b>Q</b> Special	Specify: Width - Task Lights mount in cabinets and shelves at least 5" wider than light width. 1. Type: (S) Standard (A) Advanced 2. Handedness L= Left handed ( male plug on user's left side) R=Right handed ( male plug on user's right side) All housings are black.	Task lights mount into the recess in the underside of overhead cabinets and shelves at least 5" wider than task light width. Task lights include T5 cool white (4100K) fluorescent lamp, electronic ballast, prismatic lens, rocker switch, one cord exit management clip and mounting hardware. Cord management clips must be ordered separately. Task lights are TCLP compliant and meet requirements of California Title 24. Advanced task lights are fitted with ballast and lamp compliant with LEED requirements.

description	w	h	pattern no.	list
Panel hung tackboard Note: Fabric railroaded	24"	24"	QRPHTB2424 ( )	\$338.
	36"	24"	QRPHTB3624 ( )	415.
	48"	24"	QRPHTB4824 ( )	507.
	54"	24"	QRPHTB5424 ( )	552.
	60"	24"	QRPHTB6024 ( )	597.
	72"	24"	QRPHTB7224 ( )	689.
available in all standard grades of fabric				
Wall hung tackboard Note: Fabric railroaded Velcro supplied	24"	24"	QRWHTB2424 ( )	375.
	54"	24"	QRWHTB5424 ( )	542.
	60"	24"	QRWHTB6024 ( )	588.
	72"	24"	QRWHTB7224 ( )	679.
available in all standard grades of fabric				

**Order Code**

**Specification Information**

**Application Notes**

*To order please specify:*

1. Pattern number
2. Fabric (Tackboards)

**Finishes****L - Laminate**

*Matching edge band unless noted otherwise*

117	Soft Grey
118	Bright White
114	Folkstone Grey
111	Jet Black
119	Pumice
121	Micro Grey with 114 Folkstone grey edge band
122	Brushed Sand with 119 Pumice edge band
123	Brushed Grey with 128 Fog edge band
128	Fog
129	Micro Sand with 119 Pumice edge band
124	Medium Cherry
125	Natural Maple
126	Natural Cherry
127	Walnut

**V1 - Techwood Veneer**

Y316	Maple
Y319	Cherry
Y323	Medium Walnut
Y326	Dark Mahogany
Y327	Light Oak
Y329	Medium Oak
Y341	Wenge
Y342	Medium Teak
Y343	Dark Grey Oak
Y344	Espresso
Y851	Black Oak
Y811	Natural
Y821	Blond Maple
Y831	Light Cherry

**V2 – Natural Veneer/****Premium Techwood Veneer**

V312	Bronze Cherry
V316	Maple
V411	Light Walnut
V415	Peacock Green Walnut
V417	Old English Walnut
V418	Smoked Walnut
V433	Light Fawn Cherry
V436	Medium Brown Cherry <i>(above V2's are flat cut)</i>
V421	Chalk Oak
V423	Light Oak
V425	Amber Oak
V427	Brown Oak <i>(above V2 Oaks are rift cut)</i>
V439	Straight Anigre
V440	Natural Hemlock <i>(above V2's are quarter cut)</i>
Y841	Ebony
Y861	Grigio
Y871	Iced Sycamore <i>(above Premium techwoods are straight grain)</i>

**V3 – Exotic veneer**

V512	Figured Anigre
V514	Makore
V515	Figured Sycamore
V513	Graphite Oak <i>(rift cut)</i>
V517	Natural Sapele
V518	Natural Chestnut <i>(all V3s are quarter cut)</i>

**Paint**

<b>P1</b>	
111	Jet Black
112	Brown
113	Dark Grey
114	Folkstone Grey
115	Medium Grey
116	Sandstone
117	Soft Grey
<b>P2</b>	
611	Beige Mist Metallic
612	Medium Metallic Grey
<b>P3</b>	
118	Bright White
613	Silver

**Anodized**

AA	Anodized Aluminum
----	-------------------

**Plated**

PT	Brushed Pewter
----	----------------

**Glass G1**

TEMP	Clear Tempered
------	----------------

**Architectural Glass G2**

GL6	Block Matrix
GL13	Powder

**Mixed Finishes: (where applicable for work surfaces only)**

*To order mixed finishes, enter four digit finish code as follows:*

*Use 2 digit prefix to indicate surface finish (laminate)*

11	Jet Black
14	Folkstone Grey
17	Soft Grey
18	Bright White
19	Pumice
21	Micro Grey
22	Brushed Sand
23	Brushed Grey
28	Fog
29	Micro Sand

*Use 2 digit suffix to indicate edge finish (wood)*

12	for V312
16	for V316, Y316
Y9	for Y319
Y3	for Y323
26	for Y326
27	for Y327
29	for Y329
43	for V433
45	for V415
46	for V436
47	for V417
48	for V418
52	for V512
53	for V513
54	for V514
55	for V515
57	for V517
61	for V411
71	for V421
73	for V423
75	for V425
77	for V427

**Example:**

For a Micro Grey laminate surface with Bronzed Cherry edge, enter finish code 2112

For a Jet Black laminate surface with Light Maple edge, enter finish code 1116

Conference room top

1 1/4" Thick - No grommet, no drilling

description	w	d	dia.	pattern no.	L	M	V1	V2	V3
Square top - tapered 4 sides	30"	30"		<b>QAW1T43030</b> ( ) ( )	\$794.	\$1,088.	\$1,088.	\$1,251.	\$1,688.
	36"	36"		<b>QAW1T43636</b> ( ) ( )	873.	1,196.	1,196.	1,376.	1,857.
	42"	42"		<b>QAW1T44242</b> ( ) ( )	1,005.	1,377.	1,377.	1,584.	2,138.
	48"	48"		<b>QAW1T44848</b> ( ) ( )	1,157.	1,586.	1,586.	1,823.	2,461.
Rectangular top - tapered 4 sides	48"	30"		<b>QAW1T44830</b> ( ) ( )	1,043.	1,430.	1,430.	1,644.	2,219.
	60"	30"		<b>QAW1T46030</b> ( ) ( )	1,144.	1,568.	1,568.	1,804.	2,435.
	72"	30"		<b>QAW1T47230</b> ( ) ( )	1,244.	1,705.	1,705.	1,961.	2,648.
	72"	36"		<b>QAW1T47236</b> ( ) ( )	1,294.	1,772.	1,772.	2,037.	2,750.
Round top - tapered edge			24"	<b>QAW1TR24</b> ( ) ( )	1,008.	1,381.	1,381.	1,589.	2,144.
			30"	<b>QAW1TR30</b> ( ) ( )	1,041.	1,427.	1,427.	1,640.	2,213.
			36"	<b>QAW1TR36</b> ( ) ( )	1,073.	1,471.	1,471.	1,691.	2,284.
			42"	<b>QAW1TR42</b> ( ) ( )	1,164.	1,594.	1,594.	1,832.	2,475.
			48"	<b>QAW1TR48</b> ( ) ( )	1,326.	1,817.	1,817.	2,089.	2,820.

AutoStrada System

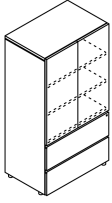
Order Code	Specification Information	Application Notes
Example: <b>QAW1T43030-V-V316</b>	<i>To order please specify pattern number including:</i>	<p><b>Note:</b> Metal inserts are required in order to create freestanding tables. Table legs must be positioned in accordance with BIFMA guidelines.</p>
<b>QA</b> AutoStrada <b>W</b> Worksurface <b>1</b> Generation 1 <b>T4</b> Tapered edge 4 sides <b>30</b> 30" wide <b>30</b> 30" deep <b>V</b> Surface type, veneer <b>V316</b> Maple	<p>1. Width</p> <p>2. Depth</p> <p>3. Surface type  <i>L = Laminat</i>  <i>M = Mixed, Laminat surface/V1, V2 or V3 edge</i>  <i>V = V1, V2 or V3</i></p> <p>4. Finish, Surface                      Laminat, Mixed, V1, V2 or V3 finish</p> <p>5. Finish, Edge  <i>Must be same as surface finish unless M surface type specified, then must be V1, V2 or V3 finish</i></p> <p>Product on this page will accept wood grain laminat where laminat is currently an option.                      List price for wood grain laminat options will be current published laminat list price plus 10%.</p> <p>Grommets are not optional for tables.</p> <p>Stiffener included with rectangular tables 60"w and over.</p>	

# AutoStrada Cabinets


## Freestanding cabinets for private office

Standard Specials Systems

description	h	w	d	pattern no.	L	V1	V2	V3
File drawers (2) with hinged doors and wood shelves above	70"	30"	24"	<b>QACG722WE</b> ( ) ( )	\$4,147.	\$5,377.	\$6,373.	\$8,603.
	70"	36"	24"	<b>QACG723WE</b> ( ) ( )	4,263.	5,528.	6,550.	8,843.
	84"	30"	24"	<b>QACG822WE</b> ( ) ( )	4,872.	6,314.	7,481.	10,099.
	84"	36"	24"	<b>QACG823WE</b> ( ) ( )	5,009.	6,490.	7,690.	10,382.



description	h	w	d	pattern no.	L	V1	V2	V3
Wardrobe, with hinged door	70"	16"	24"	<b>QACDL720</b> ( ) ( )	2,967.	3,710.	4,396.	5,936.
	70"	16"	24"	<b>QACDR720</b> ( ) ( )	2,967.	3,710.	4,396.	5,936.
	70"	19"	24"	<b>QACDL721</b> ( ) ( )	2,967.	3,710.	4,396.	5,936.
	70"	19"	24"	<b>QACDR721</b> ( ) ( )	2,967.	3,710.	4,396.	5,936.
	84"	16"	24"	<b>QACDL820</b> ( ) ( )	3,543.	4,461.	5,286.	7,136.
	84"	16"	24"	<b>QACDR820</b> ( ) ( )	3,543.	4,461.	5,286.	7,136.
	84"	19"	24"	<b>QACDR821</b> ( ) ( )	3,543.	4,461.	5,286.	7,136.
	84"	19"	24"	<b>QACDL821</b> ( ) ( )	3,543.	4,461.	5,286.	7,136.



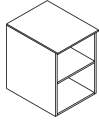
Order Code	Specification Information	Application Notes
Example: <b>QACG722WE316AAAA</b>	<i>To order please specify pattern number including:</i>	
<b>QA</b> AutoStrada	1. Height 7 = 70" h 8 = 84" h	Cabinets on this page are styled for the private office and include aluminum feet detail which is optional addition to lower storage beginning on page 0. Specify 70" h cabinets for use with single high overhead storage and 84" h cabinets for use with double high overhead storage.
<b>C</b> Cabinet	2. Width 2 = 30" wide 3 = 36" wide	
<b>G</b> 2 file drawers below, hinged doors above	3. Interior & shelf W = wood drawer interior and wood shelves	No pull in hinged doors.
<b>7</b> 70" high	4. Extruded aluminum pull E = extruded aluminum pull (default)	
<b>2</b> 24" deep		84" high cabinets include wall cleat for stability.
<b>2</b> 30" wide		Hinged doors feature touch latches and do not lock. Sliding doors do not lock. File drawers dilled for locks, keying instructions must accompany order.
<b>W</b> Wood interior only		Coat rod included in wardrobes.
<b>E</b> Extruded Aluminum Pull		
<b>V316</b> Finish, Maple		
<b>AA</b> Finish, trim & pull, anodized aluminum	5. Finish <i>Laminate, V1, V2 or V3 finish</i>	
<b>AA</b> Finish, cabinet feet, anodized alum	6. Finish, Aluminum trim (trim & if pull) AA - Anodized aluminum or painted finish option from page 0 excluding silver	
	7. Finish, cabinet feet AA - Anodized aluminum or painted finish option from page 0 excluding silver	
	See page 0 for finish options applicable.	
	Product on this page will accept wood grain laminate where laminate is currently an option. List price for wood grain laminate options will be current published laminate list price plus 10%.	

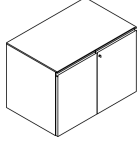


# AutoStrada Lower Storage

## Wood or laminate case

Standard Specials Systems

description	type	h	w	d	pattern no.	L	V1	V2	V3
Lower storage, open with an adj. shelf 	19" deep	26"	16"	19"	<b>QAFPO10W</b> ( )	\$934.	\$1,000.	\$1,149.	\$1,552.
	19" deep	26"	19"	19"	<b>QAFPO11W</b> ( )	934.	1,000.	1,149.	1,552.
	19" deep	26"	30"	19"	<b>QAFPO12W</b> ( )	1,128.	1,206.	1,387.	1,873.
	19" deep	26"	36"	19"	<b>QAFPO13W</b> ( )	1,434.	1,535.	1,765.	2,382.
	23" deep	26"	16"	23"	<b>QAFPO20W</b> ( )	1,089.	1,165.	1,340.	1,808.
	23" deep	26"	19"	23"	<b>QAFPO21W</b> ( )	1,089.	1,165.	1,340.	1,808.
	23" deep	26"	30"	23"	<b>QAFPO22W</b> ( )	1,309.	1,401.	1,611.	2,175.
	23" deep	26"	36"	23"	<b>QAFPO23W</b> ( )	1,663.	1,780.	2,047.	2,762.

description	type	h	w	d	pattern no.	L	V1	V2	V3
Lower storage, full height hinged doors 	19" deep	26"	16"	19"	<b>QAFPD10</b> ( )( )W( ) ( )	1,102.	1,179.	1,355.	1,830.
	19" deep	26"	16"	19"	<b>QAFPD10</b> ( )W( ) ( )	1,102.	1,179.	1,355.	1,830.
	19" deep	26"	19"	19"	<b>QAFPD11</b> ( )( )W( ) ( )	1,102.	1,179.	1,355.	1,830.
	19" deep	26"	19"	19"	<b>QAFPD11</b> ( )W( ) ( )	1,102.	1,179.	1,355.	1,830.
	19" deep	26"	30"	19"	<b>QAFPD12</b> ( )( )W( ) ( )	1,295.	1,385.	1,593.	2,151.
	19" deep	26"	36"	19"	<b>QAFPD13</b> ( )( )W( ) ( )	1,602.	1,714.	1,971.	2,660.
	23" deep	26"	16"	23"	<b>QAFPD20</b> ( )( )W( ) ( )	1,257.	1,344.	1,546.	2,086.
	23" deep	26"	16"	23"	<b>QAFPD20</b> ( )W( ) ( )	1,257.	1,344.	1,546.	2,086.
	23" deep	26"	19"	23"	<b>QAFPD21</b> ( )( )W( ) ( )	1,257.	1,344.	1,546.	2,086.
	23" deep	26"	19"	23"	<b>QAFPD21</b> ( )W( ) ( )	1,257.	1,344.	1,546.	2,086.
	23" deep	26"	30"	23"	<b>QAFPD22</b> ( )( )W( ) ( )	1,477.	1,580.	1,818.	2,453.
	23" deep	26"	36"	23"	<b>QAFPD23</b> ( )( )W( ) ( )	1,830.	1,959.	2,253.	3,042.

Example: **QAFPO10W-114**

<b>QA</b>	AutoStrada
<b>F</b>	Floor standing
<b>P</b>	Pedestal
<b>O</b>	Open with an adj. shelf
<b>W</b>	Wood interior only
<b>1</b>	20" deep nominal
<b>0</b>	16" wide
<b>114</b>	Finish, Folkstone grey

To order please specify pattern number including:

- Hand (applicable 16" and 19" wide units)  
*L = hinges on left*  
*R = hinges on right*
- Depth  
*1 = 20" deep*  
*2 = 24" deep*
- Width  
*0 = 16" wide*  
*1 = 19" wide*  
*2 = 30" wide*  
*3 = 36" wide*  
*4 = 42" wide*
- Pull  
*E = Extruded aluminum pull*  
*P = Extruded aluminum protruding pull*

- Lock option  
*L = drilled for locks*  
*N = not drilled for locks*
- Interior  
*W = wood interior (only)*
- Finish  
*Laminate, V1, V2 or V3 finish*
- Finish, pull  
*Anodized aluminum or painted finish options listed on page 0 excluding silver.*

Optional lock drilled to be specified. If drilled for locks selected, keying instructions must accompany order.

See page 0 for finish options applicable.

Product on this page will accept wood grain laminate where laminate is currently an option. List price for wood grain laminate options will be current published laminate list price plus 10%.

Units on this page include a finished sub-top and anti-tip spacer. Height to underside of worksurface including anti-tip spacer is 27" h. Optional work surface stand-offs (to use in place of anti-tip spacer) are specified separately from page 0.

Primary finished top required in freestanding applications, ordered separately when item stands alone.

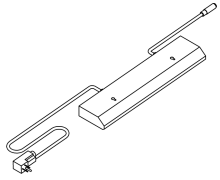
**Note:** Optional cabinet feet are recommended when units used in free-standing applications to achieve overall desk height of 29<sup>5</sup>/<sub>8</sub>" (see page 0).

**Note:** Above pedestals do not allow for 2 rows of binder storage.

# AutoStrada T5 Task Light Daisy Chain

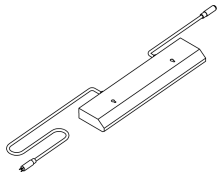
Standard Specials Systems

description	type	w	d	h	pattern no.	Standard	Advanced
Task Light, starter 9 ft. cord, fused male plug 1 ft. cord, female plug	Use with 24" and wider overhead	19"	4"	1 1/2"	<b>AL1T5E19( )DCS( )Q</b>	\$419.	n/a
	Use with 30" and wider overhead	25"	4"	1 1/2"	<b>AL1T5E25( )DCS( )Q</b>	424.	547.
	Use with 42" and wider overhead	37"	4"	1 1/2"	<b>AL1T5E37( )DCS( )Q</b>	430.	568.
	Use with 60" and wider overhead	49"	4"	1 1/2"	<b>AL1T5E49( )DCS( )Q</b>	435.	585.
	Use with 72" and wider overhead	61"	4"	1 1/2"	<b>AL1T5E61( )DCS( )Q</b>	452.	602.
	Use with 84" and wider overhead	73"	4"	1 1/2"	<b>AL1T5E73( )DCS( )Q</b>	479.	620.
	Use with 96" and wider overhead	85"	4"	1 1/2"	<b>AL1T5E85( )DCS( )Q</b>	562.	637.



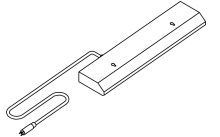
left hand shown

Task Light, adder 2 ft. cord, male plug 1 ft. cord, female plug	Use with 24" and wider overhead	19"	4"	1 1/2"	<b>AL1T5E19( )DCA( )Q</b>	453.	n/a
	Use with 30" and wider overhead	25"	4"	1 1/2"	<b>AL1T5E25( )DCA( )Q</b>	458.	581.
	Use with 42" and wider overhead	37"	4"	1 1/2"	<b>AL1T5E37( )DCA( )Q</b>	464.	602.
	Use with 60" and wider overhead	49"	4"	1 1/2"	<b>AL1T5E49( )DCA( )Q</b>	469.	619.
	Use with 72" and wider overhead	61"	4"	1 1/2"	<b>AL1T5E61( )DCA( )Q</b>	486.	636.
	Use with 84" and wider overhead	73"	4"	1 1/2"	<b>AL1T5E73( )DCA( )Q</b>	513.	653.
	Use with 96" and wider overhead	85"	4"	1 1/2"	<b>AL1T5E85( )DCA( )Q</b>	596.	671.



left hand shown

Task Light, ender 2 ft. cord, male plug	Use with 24" and wider overhead	19"	4"	1 1/2"	<b>AL1T5E19( )DCE( )Q</b>	334.	n/a
	Use with 30" and wider overhead	25"	4"	1 1/2"	<b>AL1T5E25( )DCE( )Q</b>	339.	461.
	Use with 42" and wider overhead	37"	4"	1 1/2"	<b>AL1T5E37( )DCE( )Q</b>	344.	482.
	Use with 60" and wider overhead	49"	4"	1 1/2"	<b>AL1T5E49( )DCE( )Q</b>	349.	500.
	Use with 72" and wider overhead	61"	4"	1 1/2"	<b>AL1T5E61( )DCE( )Q</b>	367.	516.
	Use with 84" and wider overhead	73"	4"	1 1/2"	<b>AL1T5E73( )DCE( )Q</b>	393.	535.
	Use with 84" and wider overhead	85"	4"	1 1/2"	<b>AL1T5E85( )DCE( )Q</b>	477.	551.

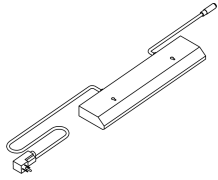


left hand shown

Order Code	Specification Information	Application Notes
Example: <b>AL1T5E19SDCSLQ</b>	<i>Specify:</i>	Task lights mount into the recess in the underside of overhead cabinets and shelves at least 5" wider than task light width.
<b>AL1</b> AutoStrada Task Light	Width - Task Lights mount in cabinets and shelves at least 5" wider than light width.	Task Light fit to overhead cabinets without the use of filler panels.
<b>T5</b> T5 lamp	1. Type: (S) Standard (A) Advanced	All lights feature two screw-mounting keyholes.
<b>E</b> Electronic ballast	2. Handedness L= Left handed ( male plug on user's left side) R=Right handed ( male plug on user's right side)	Task lights include T5 cool white (4100K) fluorescent lamp, electronic ballast, prismatic lens, rocker switch, one cord exit management clip and mounting hardware.
<b>19</b> Width	All housings are black.	Task lights are TCLP compliant and meet requirements of California Title 24.
<b>S</b> Standard		Advanced task lights are fitted with ballast and lamp compliant with LEED requirements.
<b>DC</b> Daisy chain		
<b>S</b> Starter		
<b>L</b> Left handed		
<b>Q</b> Special		

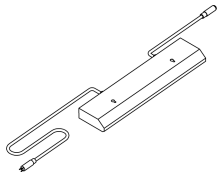
# T5 Task Light for Reuter Overhead Storage Daisy Chain

description	type	w	d	h	pattern no.	Standard	Advanced
Task Light, starter 9 ft. cord, fused male plug 1 ft. cord, female plug	Use with 24" and wider overhead	19"	4"	1 1/2"	<b>RTAT5E19( )DCS( )Q</b>	\$371.	n/a
	Use with 30" and wider overhead	25"	4"	1 1/2"	<b>RTAT5E25( )DCS( )Q</b>	387.	562.
	Use with 42" and wider overhead	37"	4"	1 1/2"	<b>RTAT5E37( )DCS( )Q</b>	407.	585.
	Use with 60" and wider overhead	49"	4"	1 1/2"	<b>RTAT5E49( )DCS( )Q</b>	428.	602.
	Use with 66" and wider overhead	61"	4"	1 1/2"	<b>RTAT5E61( )DCS( )Q</b>	447.	621.



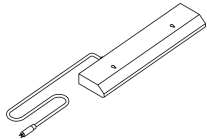
left hand shown

Task Light, adder 2 ft. cord, male plug 1 ft. cord, female plug	Use with 24" and wider overhead	19"	4"	1 1/2"	<b>RTAT5E19( )DCA( )Q</b>	405.	n/a
	Use with 30" and wider overhead	25"	4"	1 1/2"	<b>RTAT5E25( )DCA( )Q</b>	421.	596.
	Use with 42" and wider overhead	37"	4"	1 1/2"	<b>RTAT5E37( )DCA( )Q</b>	440.	619.
	Use with 60" and wider overhead	49"	4"	1 1/2"	<b>RTAT5E49( )DCA( )Q</b>	462.	636.
	Use with 66" and wider overhead	61"	4"	1 1/2"	<b>RTAT5E61( )DCA( )Q</b>	480.	655.



left hand shown

Task Light, ender 2 ft. cord, male plug	Use with 24" and wider overhead	19"	4"	1 1/2"	<b>RTAT5E19( )DCE( )Q</b>	285.	n/a
	Use with 30" and wider overhead	25"	4"	1 1/2"	<b>RTAT5E25( )DCE( )Q</b>	302.	477.
	Use with 42" and wider overhead	37"	4"	1 1/2"	<b>RTAT5E37( )DCE( )Q</b>	321.	500.
	Use with 60" and wider overhead	49"	4"	1 1/2"	<b>RTAT5E49( )DCE( )Q</b>	343.	516.
	Use with 66" and wider overhead	61"	4"	1 1/2"	<b>RTAT5E61( )DCE( )Q</b>	362.	536.



left hand shown

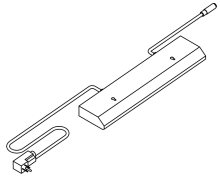
Order Code	Specification Information	Application Notes
Example: <b>RTAT5E19SDCSLQ</b>	<i>Specify:</i>	Task lights mount into the recess in the underside of overhead cabinets and shelves at least 5" wider than task light width.
<b>RTA</b> Task Light	Width - Task Lights mount in cabinets and shelves at least 5" wider than light width.	Task lights include T5 cool white (4100K) fluorescent lamp, electronic ballast, prismatic lens, rocker switch, one cord exit management clip and mounting hardware.
<b>T5</b> T5 lamp	1. Type: (S) Standard (A) Advanced	Task lights are TCLP compliant and meet requirements of California Title 24.
<b>E</b> Electronic ballast	2. Handedness L= Left handed ( male plug on user's left side) R=Right handed ( male plug on user's right side)	Advanced task lights are fitted with ballast and lamp compliant with LEED requirements.
<b>19</b> Width	All housings are black.	
<b>S</b> Standard		
<b>DC</b> Daisy chain		
<b>S</b> Starter		
<b>L</b> Left handed		
<b>Q</b> Special		

# The Graham Collection T5 Task Light

## Daisy Chain

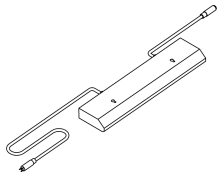
Standard Specials Systems

description	type	w	d	h	pattern no.	Standard	Advanced
Task Light, starter 9 ft. cord, fused male plug 1 ft. cord, female plug	Use with 24" and wider overhead	19"	4"	1 1/2"	<b>GTLT5E19( )DCS( )Q</b>	\$422.	n/a
	Use with 30" and wider overhead	25"	4"	1 1/2"	<b>GTLT5E25( )DCS( )Q</b>	428.	553.
	Use with 42" and wider overhead	37"	4"	1 1/2"	<b>GTLT5E37( )DCS( )Q</b>	435.	575.
	Use with 60" and wider overhead	49"	4"	1 1/2"	<b>GTLT5E49( )DCS( )Q</b>	440.	591.
	Use with 72" and wider overhead	61"	4"	1 1/2"	<b>GTLT5E61( )DCS( )Q</b>	456.	609.
	Use with 84" and wider overhead	73"	4"	1 1/2"	<b>GTLT5E73( )DCS( )Q</b>	483.	627.
	Use with 96" and wider overhead	85"	4"	1 1/2"	<b>GTLT5E85( )DCS( )Q</b>	568.	643.



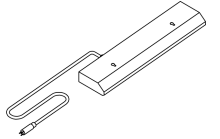
left hand shown

Task Light, adder 2 ft. cord, male plug 1 ft. cord, female plug	Use with 24" and wider overhead	19"	4"	1 1/2"	<b>GTLT5E19( )DCA( )Q</b>	456.	n/a
	Use with 30" and wider overhead	25"	4"	1 1/2"	<b>GTLT5E25( )DCA( )Q</b>	462.	587.
	Use with 42" and wider overhead	37"	4"	1 1/2"	<b>GTLT5E37( )DCA( )Q</b>	469.	608.
	Use with 60" and wider overhead	49"	4"	1 1/2"	<b>GTLT5E49( )DCA( )Q</b>	474.	625.
	Use with 72" and wider overhead	61"	4"	1 1/2"	<b>GTLT5E61( )DCA( )Q</b>	490.	643.
	Use with 84" and wider overhead	73"	4"	1 1/2"	<b>GTLT5E73( )DCA( )Q</b>	517.	661.
	Use with 96" and wider overhead	85"	4"	1 1/2"	<b>GTLT5E85( )DCA( )Q</b>	602.	677.



left hand shown

Task Light, ender 2 ft. cord, male plug	Use with 24" and wider overhead	19"	4"	1 1/2"	<b>GTLT5E19( )DCE( )Q</b>	337.	n/a
	Use with 30" and wider overhead	25"	4"	1 1/2"	<b>GTLT5E25( )DCE( )Q</b>	343.	468.
	Use with 42" and wider overhead	37"	4"	1 1/2"	<b>GTLT5E37( )DCE( )Q</b>	349.	489.
	Use with 60" and wider overhead	49"	4"	1 1/2"	<b>GTLT5E49( )DCE( )Q</b>	354.	506.
	Use with 72" and wider overhead	61"	4"	1 1/2"	<b>GTLT5E61( )DCE( )Q</b>	371.	523.
	Use with 84" and wider overhead	73"	4"	1 1/2"	<b>GTLT5E73( )DCE( )Q</b>	398.	542.
	Use with 96" and wider overhead	85"	4"	1 1/2"	<b>GTLT5E85( )DCE( )Q</b>	482.	557.



left hand shown

Order Code	Specification Information	Application Notes
Example: <b>GTLT5E19SDCSLQ</b> <b>G</b> Graham Collection <b>TL</b> Task light <b>T5</b> T5 lamp <b>E</b> Electronic ballast <b>19</b> Width <b>S</b> Standard <b>DC</b> Daisy chain <b>S</b> Starter <b>L</b> Left handed <b>Q</b> Special	<b>Specify:</b> Width - Task Lights mount in cabinets and shelves at least 5" wider than light width. 1. Type: (S) Standard (A) Advanced  2. Handedness L= Left handed ( male plug on user's left side) R=Right handed ( male plug on user's right side)	T5 tasklights are TCLP compliant and meet requirements of California Title 24.  * Advanced tasklights are fitted with ballast and lamp compliant with LEED requirements.  T5 tasklight include T5 cool white (4100K) fluorescent lamp; electronic ballast, prismatic lens, rocker switch, one cord exit management clip and mounting hardware.

All housings are black.

# Alpha-Numeric Index

<i>pattern no.</i>	<i>page</i>	<i>pattern no.</i>	<i>page</i>	<i>pattern no.</i>	<i>page</i>	<i>pattern no.</i>	<i>page</i>
AA1EPS80Q	27	D1BD7848SRQ	17	D1L4866DDNQ	14	DIR3918NQ	6
AL1T5E19	178	D1BD8448DLQ	17	D1L4872DDNQ	14	DIR3924NQ	7
AL1T5E25	178	D1BD8448DRQ	17	D1L4878DSNQ	15	DIR3930NQ	8
AL1T5E37	178	D1BD8448SLQ	17	D1L4878SDNQ	15	DIR3936NQ	9
AL1T5E49	178	D1BD8448SRQ	17	D1L4878SSNQ	13	DIR4236NQ	9
AL1T5E61	178	D1C4230GQ	12	D1L4884DDNQ	14	DIR4518NQ	6
AL1T5E73	178	D1C4230NQ	12	D1L4884DSNQ	15	DIR4524NQ	7
AL1T5E85	178	D1C4836GQ	12	D1L4884SDNQ	15	DIR4530NQ	8
AW1-CS2412Q	83	D1C4836NQ	12	D1L4896DDNQ	14	DIR4536NQ	9
AW1-CS3012Q	83	D1CRR30Q	17	D1L4896DSNQ	15	DIR4836NQ	9
AW1-CS4212Q	83	D1CS3624GQ	12	D1L4896SSNQ	13	DIR5118NQ	6
AW1-CS5412Q	83	D1CS3624NQ	12	D1L5436DSNQ	15	DIR5124NQ	7
AW1-CS6612Q	83	D1D3024NQ	16	D1L5436SDNQ	15	DIR5130NQ	8
AW1-F2430Q	83	D1D3030NQ	16	D1L5436SSNQ	13	DIR5136NQ	9
AW1-F3030Q	83	D1D3624NQ	16	D1L5442SSNQ	13	DIR5436NQ	9
AW1-F4230Q	83	D1D3630NQ	16	D1L5448SSNQ	13	DIR5718NQ	6
AW1-F5430Q	83	D1D5424NQ	16	D1L6036SSNQ	13	DIR5724NQ	7
AW1-F6630Q	83	D1D5430NQ	16	D1L6042DDNQ	14	DIR5730NQ	8
AW1-F7830Q	83	D1D5436NQ	16	D1L6048DDNQ	14	DIR5736NQ	9
AW1-S2430Q	83	D1D6024NQ	16	D1L6642DDNQ	14	DIR6318NQ	6
AW1-S3030Q	83	D1D6036NQ	16	D1L6642DSNQ	15	DIR6324NQ	7
AW1-S4230Q	83	D1D6624NQ	16	D1L6642SDNQ	15	DIR6330NQ	8
AW1-S5424Q	83	D1D6636NQ	16	D1L6648DDNQ	14	DIR6336NQ	9
AW1-S5430Q	83	D1D7224NQ	16	D1L7236SSNQ	13	DIR6918NQ	6
AW1-S6630Q	83	D1D7824NQ	16	D1L7242DDNQ	14	DIR6924NQ	7
AW1-S7824Q	83	D1D7830NQ	16	D1L7248DDNQ	14	DIR6930NQ	8
AW1-S7830Q	83	D1D7836NQ	16	D1L7836SSNQ	13	DIR6936NQ	9
AX1E28Q	27	D1D8424NQ	16	D1L8442SSNQ	13	DIR7518NQ	6
AX1E80Q	27	D1D8430NQ	16	D1L8448DDNQ	14	DIR7524NQ	7
CE10236Q	34	D1D8436NQ	16	D1L8448DSNQ	15	DIR7530NQ	8
CE11418Q	34	D1D9624NQ	16	D1L8448SDNQ	15	DIR7536NQ	9
CE11436Q	34	D1D9630NQ	16	D1L9648DDNQ	14	DIR7836NQ	9
CE12036Q	34	D1D9636NQ	16	D1L9648SSNQ	13	DIR8118NQ	6
CE4836Q	34	D1L3648DSNQ	15	D1P5430NQ	17	DIR8124NQ	7
CE5436Q	34	D1L3648SDNQ	15	D1P6030NQ	17	DIR8130NQ	8
CE6618Q	34	D1L3648SSNQ	13	D1P7836NQ	17	DIR8136NQ	9
CE6636Q	34	D1L3654SDNQ	15	D1P8430NQ	17	DIR8436NQ	9
CE7818Q	34	D1L3654SSNQ	13	D1P9030NQ	17	DIR8718NQ	6
CE7836Q	34	D1L3660SSNQ	13	DIR10224NQ	7	DIR8724NQ	7
CE9618Q	34	D1L3672SSNQ	13	DIR10230NQ	8	DIR8730NQ	8
CE9636Q	34	D1L3678SSNQ	13	DIR10236NQ	9	DIR8736NQ	9
D195430NQ	17	D1L4242DDNQ	14	DIR10824NQ	7	DIR9036NQ	9
D196030NQ	17	D1L4242DSNQ	15	DIR10830NQ	8	DIR9318NQ	6
D197836NQ	17	D1L4242SDNQ	15	DIR10836NQ	9	DIR9324NQ	7
D198430NQ	17	D1L4248DSNQ	15	DIR11430NQ	8	DIR9330NQ	8
D199030NQ	17	D1L4248SDNQ	15	DIR11436NQ	9	DIR9336NQ	9
D1BD5448DLQ	16	D1L4248SSNQ	13	DIR12024NQ	7	DIR9636NQ	9
D1BD5448DRQ	16	D1L4254SSNQ	13	DIR12030NQ	8	DIR9918NQ	6
D1BD5448SLQ	16	D1L4260DDNQ	14	DIR12036NQ	9	DIR9924NQ	7
D1BD5448SRQ	16	D1L4266DDNQ	14	DIR1818NQ	6	DIR9930NQ	8
D1BD6048DLQ	17	D1L4266DSNQ	15	DIR2118NQ	6	DIR9936NQ	9
D1BD6048DRQ	17	D1L4266SDNQ	15	DIR2124NQ	7	DIW302430NQ	11
D1BD6048SLQ	16	D1L4272DDNQ	14	DIR2718NQ	6	DIW303024NQ	10
D1BD6048SRQ	16	D1L4272DSNQ	15	DIR2724NQ	7	DIW361824NQ	11
D1BD7242DLQ	17	D1L4272SDNQ	15	DIR2730NQ	8	DIW362418NQ	10
D1BD7242DRQ	17	D1L4284SSNQ	13	DIR3036NQ	9	DIW482436NQ	11
D1BD7242SLQ	17	D1L4836SSNQ	13	DIR3318NQ	6	DIW483624NQ	10
D1BD7242SRQ	17	D1L4842SDNQ	15	DIR3324NQ	7	DIW542430NQ	11
D1BD7848DLQ	17	D1L4842SSNQ	13	DIR3330NQ	8	DIW543024NQ	10
D1BD7848DRQ	17	D1L4854SSNQ	13	DIR3336NQ	9	DIW601830NQ	11
D1BD7848SLQ	17	D1L4860DDNQ	14	DIR3636NQ	9	DIW602430NQ	11

<i>pattern no.</i>	<i>page</i>	<i>pattern no.</i>	<i>page</i>	<i>pattern no.</i>	<i>page</i>	<i>pattern no.</i>	<i>page</i>
D1W602436NQ	11	DE(OE/OT)PM24Q	21	DT1BYD8442Q	18	LU1-C4266SD-Q	79
D1W603018NQ	10	DE(OE/OT)PM30Q	21	DT1BYD902430Q	18	LU1-C4266SS-Q	79
D1W603024NQ	10	DE(OE/OT)PM36Q	21	DT1BYD9036Q	18	LU1-C4272DD-Q	80
D1W603624NQ	10	DE(OE/OT)PM42Q	21	DT1BYD9042Q	18	LU1-C4272DS-Q	79
D1W662430NQ	11	DE(OE/OT)PM48Q	21	DT1BYD962430Q	18	LU1-C4272SD-Q	79
D1W662436NQ	11	DE(OE/OT)RBI56Q	24	DT1BYD9636Q	18	LU1-C4272SS-Q	79
D1W663024NQ	10	DE(OE/OT)VPIJQ	23	DT1BYD9642Q	18	LU1-C4842DD-Q	80
D1W663624NQ	10	DES(OE/OT)BPCNPQ	22	EL4T5E19	35	LU1-C4842DS-Q	79
D1W723036NQ	11	DES(OE/OT)BPCWPQ	22	EL4T5E25	35	LU1-C4842SD-Q	79
D1W723630NQ	10	DES(OE/OT)BPJ18NPQ	22	EL4T5E37	35	LU1-C4842SS-Q	79
D1W782430NQ	11	DES(OE/OT)BPJ18WPQ	22	EL4T5E49	35	LU1-C4860DD-Q	80
D1W782436NQ	11	DES(OE/OT)BPJ24NPQ	22	EW12418CQ	28	LU1-C4866DD-Q	80
D1W783024NQ	10	DES(OE/OT)BPJ24WPQ	22	EW12418Q	28	LU1-C4866DS-Q	79
D1W783624NQ	10	DES(OE/OT)BPJ30NPQ	22	EW14236CQ	28	LU1-C4866SD-Q	79
D1W842436NQ	11	DES(OE/OT)BPJ30WPQ	22	EW14236Q	28	LU1-C4866SS-Q	79
D1W843624NQ	10	DES(OE/OT)BPJ36NPQ	22	EW16615Q	28	LU1-C4872DD-Q	80
D1W902430NQ	11	DES(OE/OT)BPJ36WPQ	22	EW1(9/P)6030Q	31	LU1-C6042DD-Q	80
D1W903024NQ	10	DES(OE/OT)BPJ42NPQ	22	EW1(9/P)9636Q	31	LU1-C6042DS-Q	79
D1W962430NQ	11	DES(OE/OT)BPJ42WPQ	22	EW1BD3672S	29	LU1-C6042SD-Q	79
D1W962436NQ	11	DES(OE/OT)BPJ48NPQ	22	EW1BD4860D	29	LU1-C6042SS-Q	79
D1W963024NQ	10	DES(OE/OT)BPJ48WPQ	22	EW1BD4872D	29	LU1-C6048DD-Q	80
D1W963036NQ	11	DES(OE/OT)BPJ54WPQ	22	EW1BD6036S	29	LU1-C6642DD-Q	80
D1W963624NQ	10	DES(OE/OT)BPJ60WPQ	22	EW1BD6048D	29	LU1-C6642DS-Q	79
D1W963630NQ	10	DES(OE/OT)BPJ66WPQ	22	EW1BS3672D	29	LU1-C6642SD-Q	79
DB1BD48DLQ	16	DES(OE/OT)BPJ72WPQ	22	EW1BS3678S	29	LU1-C6642SS-Q	79
DB1BD48DRQ	16	DES(OE/OT)BPJ78WPQ	22	EW1BS4272S	29	LU1-C6648DD-Q	80
DE0DRAQ	21	DES(OE/OT)BPJ84WPQ	22	EW1BS6060S	29	LU1-C6648DS-Q	79
DE0DRBQ	21	DES(OE/OT)BPJ96WPQ	22	EW1BS7236D	29	LU1-C6648SD-Q	79
DE0DRCQ	21	DL3T5E19	25	EW1BS7242S	29	LU1-C6648SS-Q	79
DE0DRXQ	21	DL3T5E25	25	EW1BS7836S	29	LU1-C7242DD-Q	80
DE(OE/OT)BI56(L/R)Q	24	DL3T5E37	25	EW1CC4215EEQ	30	LU1-C7242DS-Q	79
DE(OE/OT)BPM301Q	22	DL3T5E49	25	EW1CC4215EQ	30	LU1-C7242SD-Q	79
DE(OE/OT)BPM302Q	22	DP5CHQ	19	EW1CC4215Q	30	LU1-C7242SS-Q	79
DE(OE/OT)BPM361Q	22	DS1AS18Q	19	EW1CC482430GQ	30	LU1-C7248DD-Q	80
DE(OE/OT)BPM362Q	22	DS1AS24Q	19	EW1CC483024GQ	30	LU1-J24A-(L/R)-Q	81
DE(OE/OT)BPM421Q	22	DS1AS30Q	19	EW1CC483030GQ	30	LU1-J30A-(L/R)-Q	81
DE(OE/OT)BPM422Q	22	DS1AS36Q	19	EW3(9/P)6630Q	33	LU1-J36A-(L/R)-Q	81
DE(OE/OT)BPM481Q	22	DS1AS42Q	19	EW3BS3678S	32	LU1-J42A-(L/R)-Q	81
DE(OE/OT)BPM482Q	22	DS1AS48Q	19	EW3BS7836S	32	LU1-J48A-(L/R)-Q	81
DE(OE/OT)CH144Q	24	DS1AS54Q	19	EW3CC483024GQ	32	LU1-J54A-(L/R)-Q	81
DE(OE/OT)PCNPQ	21	DS1AS60Q	19	EW3D7230Q	33	LU1-J60A-(L/R)-Q	81
DE(OE/OT)PCWPQ	21	DS1AS66Q	19	GTLT5E19	180	LU1-J66A-(L/R)-Q	81
DE(OE/OT)PJ120WPQ	23	DS1AS72Q	19	GTLT5E25	180	LU1-J72A-(L/R)-Q	81
DE(OE/OT)PJ126WPQ	23	DS3WMC1430Q	19	GTLT5E37	180	LU1-J78A-(L/R)-Q	81
DE(OE/OT)PJ138WPQ	23	DS3WMC1433Q	19	GTLT5E49	180	LU1-J84A-(L/R)-Q	81
DE(OE/OT)PJ144WPQ	23	DS3WMC1436Q	19	GTLT5E61	180	LU1-J90A-(L/R)-Q	81
DE(OE/OT)PJ18NPQ	21	DS3WMC1442Q	19	GTLT5E73	180	LU1-J96A-(L/R)-Q	81
DE(OE/OT)PJ18WPQ	21	DS3WMC1448Q	19	GTLT5E85	180	LU1-P72SA-L-Q	78
DE(OE/OT)PJ24NPQ	21	DS3WMC2130Q	19	LL2T5E19	94	LU1-P72SA-R-Q	78
DE(OE/OT)PJ24WPQ	21	DS3WMC2133Q	19	LL2T5E25	94	LU1-P78DA-L-Q	78
DE(OE/OT)PJ30NPQ	21	DS3WMC2136Q	19	LL2T5E37	94	LU1-P78DA-R-Q	78
DE(OE/OT)PJ30WPQ	21	DS3WMC2142Q	19	LL2T5E49	94	LU1-R6636B-(L/R)-Q	77
DE(OE/OT)PJ36NPQ	21	DS3WMC2148Q	19	LU1-C4242DD-Q	80	LU1-R7836B-(L/R)-Q	77
DE(OE/OT)PJ36WPQ	21	DT1BYD602430Q	18	LU1-C4242DS-Q	79	LU1-R8730B-(L/R)-Q	77
DE(OE/OT)PJ42NPQ	21	DT1BYD6036Q	18	LU1-C4242SD-Q	79	LU1-R9036B-(L/R)-Q	77
DE(OE/OT)PJ42WPQ	21	DT1BYD662430Q	18	LU1-C4248DD-Q	80	LU1-S10218-A-Q	69
DE(OE/OT)PJ48NPQ	21	DT1BYD6636Q	18	LU1-C4248DS-Q	79	LU1-S10218-B-Q	69
DE(OE/OT)PJ48WPQ	21, 23	DT1BYD722430Q	18	LU1-C4248SD-Q	79	LU1-S10224-A-Q	70
DE(OE/OT)PJ54WPQ	21, 23	DT1BYD7236Q	18	LU1-C4248SS-Q	79	LU1-S10224-B-Q	70
DE(OE/OT)PJ60WPQ	21, 23	DT1BYD7242Q	18	LU1-C4260DD-Q	80	LU1-S10230-A-Q	71
DE(OE/OT)PJ66WPQ	21	DT1BYD782430Q	18	LU1-C4260DS-Q	79	LU1-S10230-B-Q	71
DE(OE/OT)PJ72WPQ	21	DT1BYD7836Q	18	LU1-C4260SD-Q	79	LU1-S10236-A-Q	72
DE(OE/OT)PJ78WPQ	21	DT1BYD7842Q	18	LU1-C4260SS-Q	79	LU1-S10236-B-Q	72
DE(OE/OT)PJ84WPQ	21	DT1BYD842430Q	18	LU1-C4266DD-Q	80	LU1-S10418-A-Q	73
DE(OE/OT)PJ96WPQ	21	DT1BYD8436Q	18	LU1-C4266DS-Q	79	LU1-S10418-B-Q	73

<i>pattern no.</i>	<i>page</i>	<i>pattern no.</i>	<i>page</i>	<i>pattern no.</i>	<i>page</i>	<i>pattern no.</i>	<i>page</i>
LU1-S10424-A-Q	74	LU1-S3230-B-Q	75	LU1-S7424-A-Q	74	MC1-30S2V	41
LU1-S10424-B-Q	74	LU1-S3636-A-Q	72	LU1-S7424-B-Q	74	MC1-39H1	42, 43
LU1-S10430-A-Q	75	LU1-S3636-B-Q	72	LU1-S7430-A-Q	75	MC1-39H1V	43
LU1-S10430-B-Q	75	LU1-S3818-A-Q	73	LU1-S7430-B-Q	75	MC1-39S2	40, 41
LU1-S10436-A-Q	76	LU1-S3818-B-Q	73	LU1-S7436-A-Q	76	MC1-39S2V	41
LU1-S10436-B-Q	76	LU1-S3824-A-Q	74	LU1-S7436-B-Q	76	MC1-42H1	42, 43
LU1-S10830-A-Q	71	LU1-S3824-B-Q	74	LU1-S7836-A-Q	72	MC1-42H1V	43
LU1-S10830-B-Q	71	LU1-S3830-A-Q	75	LU1-S7836-B-Q	72	MC1-42S2	40, 41
LU1-S10836-A-Q	72	LU1-S3830-B-Q	75	LU1-S8018-A-Q	73	MC1-42S2V	41
LU1-S10836-B-Q	72	LU1-S3836-A-Q	76	LU1-S8018-B-Q	73	MC1-48H1	42, 43
LU1-S11018-A-Q	73	LU1-S3836-B-Q	76	LU1-S8024-A-Q	74	MC1-48H1V	43
LU1-S11018-B-Q	73	LU1-S4236-A-Q	72	LU1-S8024-B-Q	74	MC1-48S2	40, 41
LU1-S11024-A-Q	74	LU1-S4236-B-Q	72	LU1-S8030-A-Q	75	MC1-48S2V	41
LU1-S11024-B-Q	74	LU1-S4418-A-Q	73	LU1-S8030-B-Q	75	MC1-56H1	42, 43
LU1-S11030-A-Q	75	LU1-S4418-B-Q	73	LU1-S8036-A-Q	76	MC1-56H1V	43
LU1-S11030-B-Q	75	LU1-S4424-A-Q	74	LU1-S8036-B-Q	76	MC1-56S2	40, 41
LU1-S11036-A-Q	76	LU1-S4424-B-Q	74	LU1-S8436-A-Q	72	MC1-56S2V	41
LU1-S11036-B-Q	76	LU1-S4430-A-Q	75	LU1-S8436-B-Q	72	MC1-64S2	40, 41
LU1-S11418-A-Q	69	LU1-S4430-B-Q	75	LU1-S8618-A-Q	73	MC1-64S2V	41
LU1-S11418-B-Q	69	LU1-S4436-A-Q	76	LU1-S8618-B-Q	73	MC1-74H1	42, 43
LU1-S11424-A-Q	70	LU1-S4436-B-Q	76	LU1-S8624-A-Q	74	MC1-74H1V	43
LU1-S11424-B-Q	70	LU1-S4836-A-Q	72	LU1-S8624-B-Q	74	MC1-74S2	40, 41
LU1-S11430-A-Q	71	LU1-S4836-B-Q	72	LU1-S8630-A-Q	75	MC1-74S2V	41
LU1-S11430-B-Q	71	LU1-S5018-A-Q	73	LU1-S8630-B-Q	75	MC1-80H1	42, 43
LU1-S11436-A-Q	72	LU1-S5018-B-Q	73	LU1-S8636-A-Q	76	MC1-80H1V	43
LU1-S11436-B-Q	72	LU1-S5024-A-Q	74	LU1-S8636-B-Q	76	MC1-80S2	40, 41
LU1-S11618-A-Q	73	LU1-S5024-B-Q	74	LU1-S9036-A-Q	72	MC1-80S2V	41
LU1-S11618-B-Q	73	LU1-S5030-A-Q	75	LU1-S9036-B-Q	72	MC1-C30Q	44
LU1-S11624-A-Q	74	LU1-S5030-B-Q	75	LU1-S9218-A-Q	73	MC1-C39Q	44
LU1-S11624-B-Q	74	LU1-S5036-A-Q	76	LU1-S9218-B-Q	73	MC1-C42Q	44
LU1-S11630-A-Q	75	LU1-S5036-B-Q	76	LU1-S9224-A-Q	74	MC1-C48Q	44
LU1-S11630-B-Q	75	LU1-S5436-A-Q	72	LU1-S9224-B-Q	74	MC1-C56Q	44
LU1-S11636-A-Q	76	LU1-S5436-B-Q	72	LU1-S9230-A-Q	75	MC1-C64Q	44
LU1-S11636-B-Q	76	LU1-S5618-A-Q	73	LU1-S9230-B-Q	75	MC1-C74Q	44
LU1-S12030-A-Q	71	LU1-S5618-B-Q	73	LU1-S9236-A-Q	76	MC1-C80Q	44
LU1-S12030-B-Q	71	LU1-S5624-A-Q	74	LU1-S9236-B-Q	76	MK4-K10226-P/V-Q	85
LU1-S12036-A-Q	72	LU1-S5624-B-Q	74	LU1-S9636-A-Q	72	MK4-K10826-P/V-Q	85
LU1-S12036-B-Q	72	LU1-S5630-A-Q	75	LU1-S9636-B-Q	72	MK4-K11426-P/V-Q	85
LU1-S1818-A-Q	69	LU1-S5630-B-Q	75	LU1-S9818-A-Q	73	MK4-K12026-P/V-Q	85
LU1-S1818-B-Q	69	LU1-S5636-A-Q	76	LU1-S9818-B-Q	73	MK4-K1826-P/V-Q	85
LU1-S1824-A-Q	70	LU1-S5636-B-Q	76	LU1-S9824-A-Q	74	MK4-K2426-P/V-Q	85
LU1-S1824-B-Q	70	LU1-S6036-A-Q	72	LU1-S9824-B-Q	74	MK4-K3026-P/V-Q	85
LU1-S1830-A-Q	71	LU1-S6036-B-Q	72	LU1-S9830-A-Q	75	MK4-K3626-P/V-Q	85
LU1-S1830-B-Q	71	LU1-S6218-A-Q	73	LU1-S9830-B-Q	75	MK4-K4226-P/V-Q	85
LU1-S2018-A-Q	73	LU1-S6218-B-Q	73	LU1-S9836-A-Q	76	MK4-K4826-P/V-Q	85
LU1-S2018-B-Q	73	LU1-S6224-A-Q	74	LU1-S9836-B-Q	76	MK4-K5426-P/V-Q	85
LU1-S2024-A-Q	74	LU1-S6224-B-Q	74	LU1-W30A-(L/R)-Q	82	MK4-K8426-P/V-Q	85
LU1-S2024-B-Q	74	LU1-S6230-A-Q	75	LU1-W36A-(L/R)-Q	82	MK4-K9026-P/V-Q	85
LU1-S2030-A-Q	75	LU1-S6230-B-Q	75	LU1-W42A-(L/R)-Q	82	MK4-K9626-P/V-Q	85
LU1-S2030-B-Q	75	LU1-S6236-A-Q	76	LU1-W48A-(L/R)-Q	82	MK4-R10226-P/V-L/R-Q	86
LU1-S2418-A-Q	69	LU1-S6236-B-Q	76	LU1-W54A-(L/R)-Q	82	MK4-R10826-P/V-L/R-Q	86
LU1-S2418-B-Q	69	LU1-S6636-A-Q	72	LU1-W60A-(L/R)-Q	82	MK4-R11426-P/V-L/R-Q	86
LU1-S2430-A-Q	71	LU1-S6636-B-Q	72	LU1-W66A-(L/R)-Q	82	MK4-R12026-P/V-L/R-Q	86
LU1-S2430-B-Q	71	LU1-S6818-A-Q	73	LU1-W72A-(L/R)-Q	82	MK4-R1826-P/V-L/R-Q	86
LU1-S2618-A-Q	73	LU1-S6818-B-Q	73	LU1-W78A-(L/R)-Q	82	MK4-R2426-P/V-L/R-Q	86
LU1-S2618-B-Q	73	LU1-S6824-A-Q	74	LU1-W84A-(L/R)-Q	82	MK4-R5426-P/V-L/R-Q	86
LU1-S2624-A-Q	74	LU1-S6824-B-Q	74	LU1-W90A-(L/R)-Q	82	MK4-R7826-P/V-L/R-Q	86
LU1-S2624-B-Q	74	LU1-S6830-A-Q	75	LU1-W96A-(L/R)-Q	82	MK4-R8426-P/V-L/R-Q	86
LU1-S2630-A-Q	75	LU1-S6830-B-Q	75	LV3-D64-(L/R)	92	MK4-R9026-P/V-L/R-Q	86
LU1-S2630-B-Q	75	LU1-S6836-A-Q	76	LV3-S18S-(L/R)	92	MK4-R9626-P/V-L/R-Q	86
LU1-S3218-A-Q	73	LU1-S6836-B-Q	76	LV3-S56-(L/R)	92	MK4-T10226-P/V-Q	85
LU1-S3218-B-Q	73	LU1-S7236-A-Q	72	LV3-W64-(L/R)	92	MK4-T10826-P/V-Q	85
LU1-S3224-A-Q	74	LU1-S7236-B-Q	72	MC1-30H1	42, 43	MK4-T11426-P/V-Q	85
LU1-S3224-B-Q	74	LU1-S7418-A-Q	73	MC1-30H1V	43	MK4-T12026-P/V-Q	85
LU1-S3230-A-Q	75	LU1-S7418-B-Q	73	MC1-30S2	40, 41	MK4-T1826-P/V-Q	85



<i>pattern no.</i>	<i>page</i>	<i>pattern no.</i>	<i>page</i>	<i>pattern no.</i>	<i>page</i>	<i>pattern no.</i>	<i>page</i>
MK4-T2426-P/V-Q	85	MS2-W10213-Q	88	MU1-C6642SS-Q	65	MU1-S10418-B-Q	59
MK4-T3026-P/V-Q	85	MS2-W10813-H-Q	88	MU1-C6648DD-Q	66	MU1-S10424-A-Q	60
MK4-T3626-P/V-Q	85	MS2-W10813-Q	88	MU1-C6648DS-Q	66	MU1-S10424-B-Q	60
MK4-T4226-P/V-Q	85	MS2-W11413-H-Q	88	MU1-C6648SD-Q	65	MU1-S10430-A-Q	61
MK4-T4826-P/V-Q	85	MS2-W11413-Q	88	MU1-C6648SS-Q	65	MU1-S10430-B-Q	61
MK4-T5426-P/V-Q	85	MS2-W12013-H-Q	88	MU1-C7242DD-Q	66	MU1-S10436-B-Q	62
MK4-T8426-P/V-Q	85	MS2-W12013-Q	88	MU1-C7242DS-Q	66	MU1-S10436-R-Q	62
MK4-T9026-P/V-Q	85	MS2-W5413-H-Q	88	MU1-C7242SD-Q	65	MU1-S10818-A-Q	55
MK4-T9626-P/V-Q	85	MS2-W5413-Q	88	MU1-C7242SS-Q	65	MU1-S10818-B-Q	55
MK4-V2448-P/V-Q	84	MS2-W9613-H-Q	88	MU1-C7248DD-Q	66	MU1-S10824-A-Q	56
MK4-V2648-P/V-Q	84	MS2-W9613-Q	88	MU1-J24A-L-Q	67	MU1-S10824-B-Q	56
MK4-X2448-P/V-Q	84	MT1-30S2	45, 46	MU1-J24A-R-Q	67	MU1-S10830-A-Q	57
MK4-X2648-P/V-Q	84	MT1-30S2V	46	MU1-J30A-L-Q	67	MU1-S10830-B-Q	57
MM3-IS42F-Q	87	MT1-39S2	45, 46	MU1-J30A-R-Q	67	MU1-S10836-B-Q	58
MM3-IS48F-Q	87	MT1-39S2V	46	MU1-J36A-L-Q	67	MU1-S10836-R-Q	58
MM3-IS54F-Q	87	MT1-42S2	45, 46	MU1-J36A-R-Q	67	MU1-S11018-A-Q	59
MM3-IS54R-Q	87	MT1-42S2V	46	MU1-J42A-L-Q	67	MU1-S11018-B-Q	59
MM3-IS84F-Q	87	MT1-48S2	45, 46	MU1-J42A-R-Q	67	MU1-S11024-A-Q	60
MM3-IS84R-Q	87	MT1-48S2V	46	MU1-J48A-L-Q	67	MU1-S11024-B-Q	60
MM3-IS90F-Q	87	MT1-56S2	45, 46	MU1-J48A-R-Q	67	MU1-S11030-A-Q	61
MM3-IS90R-Q	87	MT1-56S2V	46	MU1-J54A-L-Q	67	MU1-S11030-B-Q	61
MM3-IS96F-Q	87	MT1-64S2	45, 46	MU1-J54A-R-Q	67	MU1-S11036-B-Q	62
MM3-IS96R-Q	87	MT1-64S2V	46	MU1-J60A-L-Q	67	MU1-S11036-R-Q	62
MN2T5E19	93	MT1-74S2	45, 46	MU1-J60A-R-Q	67	MU1-S11418-A-Q	55
MN2T5E25	93	MT1-74S2V	46	MU1-J66A-L-Q	67	MU1-S11418-B-Q	55
MN2T5E37	93	MT1-80S2	45, 46	MU1-J66A-R-Q	67	MU1-S11424-A-Q	56
MN2T5E49	93	MT1-80S2V	46	MU1-J72A-L-Q	67	MU1-S11424-B-Q	56
MO8-24	90	MT5-CS2	44	MU1-J72A-R-Q	67	MU1-S11430-A-Q	57
MO8-N24	90	MU1-C4242DD-Q	66	MU1-J78A-L-Q	67	MU1-S11430-B-Q	57
MP2-CPP	44	MU1-C4242DS-Q	66	MU1-J78A-R-Q	67	MU1-S11436-B-Q	58
MP3-W0818-C/S/T-Q	39	MU1-C4242SD-Q	65	MU1-J84A-L-Q	67	MU1-S11436-R-Q	58
MP3-W0824-C/S/T-Q	39	MU1-C4248DD-Q	66	MU1-J84A-R-Q	67	MU1-S11618-A-Q	59
MP3-W0830-C/S/T-Q	39	MU1-C4248DS-Q	66	MU1-J90A-L-Q	67	MU1-S11618-B-Q	59
MP3-W0836-C/S/T-Q	39	MU1-C4248SD-Q	65	MU1-J90A-R-Q	67	MU1-S11624-A-Q	60
MP3-W0842-C/S/T-Q	39	MU1-C4248SS-Q	65	MU1-J96A-L-Q	67	MU1-S11624-B-Q	60
MP3-W0848-C/S/T-Q	39	MU1-C4260DD-Q	66	MU1-J96A-R-Q	67	MU1-S11630-A-Q	61
MP3-W0860-C/S/T-Q	39	MU1-C4260DS-Q	66	MU1-P66DA-L-Q	64	MU1-S11630-B-Q	61
MP3-W1418-C/S/T-Q	39	MU1-C4260SD-Q	65	MU1-P66DA-R-Q	64	MU1-S11636-B-Q	62
MP3-W1424-C/S/T-Q	39	MU1-C4260SS-Q	65	MU1-P66SA-L-Q	64	MU1-S11636-R-Q	62
MP3-W1430-C/S/T-Q	39	MU1-C4266DD-Q	66	MU1-P66SA-R-Q	64	MU1-S12018-A-Q	55
MP3-W1436-C/S/T-Q	39	MU1-C4266DS-Q	66	MU1-P72DA-L-Q	64	MU1-S12018-B-Q	55
MP3-W1442-C/S/T-Q	39	MU1-C4266SD-Q	65	MU1-P72DA-R-Q	64	MU1-S12024-A-Q	56
MP3-W1448-C/S/T-Q	39	MU1-C4266SS-Q	65	MU1-P78SA-L-Q	64	MU1-S12024-B-Q	56
MP3-W1460-C/S/T-Q	39	MU1-C4272DD-Q	66	MU1-P78SA-R-Q	64	MU1-S12030-A-Q	57
MP3-W2618-C/S/T-Q	39	MU1-C4272DS-Q	66	MU1-R6636-B-Q	63	MU1-S12030-B-Q	57
MP3-W2624-C/S/T-Q	39	MU1-C4272SD-Q	65	MU1-R6636-E-Q	63	MU1-S12036-B-Q	58
MP3-W2630-C/S/T-Q	39	MU1-C4272SS-Q	65	MU1-R6636-R-Q	63	MU1-S12036-R-Q	58
MP3-W2636-C/S/T-Q	39	MU1-C4842DD-Q	66	MU1-R7836-B-Q	63	MU1-S1818-A-Q	55
MP3-W2642-C/S/T-Q	39	MU1-C4842DS-Q	66	MU1-R7836-E-Q	63	MU1-S1818-B-Q	55
MP3-W2648-C/S/T-Q	39	MU1-C4842SD-Q	65	MU1-R7836-R-Q	63	MU1-S1824-A-Q	56
MP3-W2660-C/S/T-Q	39	MU1-C4842SS-Q	65	MU1-R8730-B-Q	63	MU1-S1824-B-Q	56
MPTIEDOWN	44	MU1-C4860DD-Q	66	MU1-R8730-E-Q	63	MU1-S1830-A-Q	57
MS2-U10213-H-Q	89	MU1-C4866DD-Q	66	MU1-R8730-R-Q	63	MU1-S1830-B-Q	57
MS2-U10213-Q	89	MU1-C4866DS-Q	66	MU1-R9036-B-Q	63	MU1-S2018-A-Q	59
MS2-U10813-H-Q	89	MU1-C4866SD-Q	65	MU1-R9036-E-Q	63	MU1-S2018-B-Q	59
MS2-U10813-Q	89	MU1-C4866SS-Q	65	MU1-R9036-R-Q	63	MU1-S2024-A-Q	60
MS2-U11413-H-Q	89	MU1-C4872DD-Q	66	MU1-S10218-A-Q	55	MU1-S2024-B-Q	60
MS2-U11413-Q	89	MU1-C6042DD-Q	66	MU1-S10218-B-Q	55	MU1-S2030-A-Q	61
MS2-U12013-H-Q	89	MU1-C6042DS-Q	66	MU1-S10224-A-Q	56	MU1-S2030-B-Q	61
MS2-U12013-Q	89	MU1-C6042SD-Q	65	MU1-S10224-B-Q	56	MU1-S2418-A-Q	55
MS2-U5413-H-Q	89	MU1-C6042SS-Q	65	MU1-S10230-A-Q	57	MU1-S2430-A-Q	57
MS2-U5413-Q	89	MU1-C6048DD-Q	66	MU1-S10230-B-Q	57	MU1-S2430-B-Q	57
MS2-U9613-H-Q	89	MU1-C6642DD-Q	66	MU1-S10236-B-Q	58	MU1-S2618-A-Q	59
MS2-U9613-Q	89	MU1-C6642DS-Q	66	MU1-S10236-R-Q	58	MU1-S2618-B-Q	59
MS2-W10213-H-Q	88	MU1-C6642SD-Q	65	MU1-S10418-A-Q	59	MU1-S2624-A-Q	60



<i>pattern no.</i>	<i>page</i>	<i>pattern no.</i>	<i>page</i>	<i>pattern no.</i>	<i>page</i>	<i>pattern no.</i>	<i>page</i>
MU1-S2624-B-Q	60	MU1-S6618-A-Q	55	MU1-S9824-B-Q	60	MW2-S11624-A-Q	52
MU1-S2630-A-Q	61	MU1-S6636-B-Q	58	MU1-S9830-A-Q	61	MW2-S11624-B-Q	52
MU1-S2630-B-Q	61	MU1-S6636-R-Q	58	MU1-S9830-B-Q	61	MW2-S11630-A-Q	53
MU1-S3018-A-Q	55	MU1-S6818-A-Q	59	MU1-S9836-B-Q	62	MW2-S11630-B-Q	53
MU1-S3218-A-Q	59	MU1-S6818-B-Q	59	MU1-S9836-R-Q	62	MW2-S11636-B-Q	54
MU1-S3218-B-Q	59	MU1-S6824-A-Q	60	MU1-W30A-L-Q	68	MW2-S11636-R-Q	54
MU1-S3224-A-Q	60	MU1-S6824-B-Q	60	MU1-W30A-R-Q	68	MW2-S12018-A-Q	47
MU1-S3224-B-Q	60	MU1-S6830-A-Q	61	MU1-W54A-L-Q	68	MW2-S12018-B-Q	47
MU1-S3230-A-Q	61	MU1-S6830-B-Q	61	MU1-W54A-R-Q	68	MW2-S12024-A-Q	48
MU1-S3230-B-Q	61	MU1-S6836-B-Q	62	MU1-W60A-L-Q	68	MW2-S12024-B-Q	48
MU1-S3618-A-Q	55	MU1-S6836-R-Q	62	MU1-W60A-R-Q	68	MW2-S12030-A-Q	49
MU1-S3636-B-Q	58	MU1-S7218-A-Q	55	MU1-W66A-L-Q	68	MW2-S12030-B-Q	49
MU1-S3636-R-Q	58	MU1-S7236-B-Q	58	MU1-W66A-R-Q	68	MW2-S12036-B-Q	50
MU1-S3818-A-Q	59	MU1-S7236-R-Q	58	MU1-W72A-L-Q	68	MW2-S12036-R-Q	50
MU1-S3818-B-Q	59	MU1-S7418-A-Q	59	MU1-W72A-R-Q	68	MW2-S1818-A-Q	47
MU1-S3824-A-Q	60	MU1-S7418-B-Q	59	MU1-W78A-L-Q	68	MW2-S1818-B-Q	47
MU1-S3824-B-Q	60	MU1-S7424-A-Q	60	MU1-W78A-R-Q	68	MW2-S1824-A-Q	48
MU1-S3830-A-Q	61	MU1-S7424-B-Q	60	MU1-W84A-L-Q	68	MW2-S1824-B-Q	48
MU1-S3830-B-Q	61	MU1-S7430-A-Q	61	MU1-W84A-R-Q	68	MW2-S1830-A-Q	49
MU1-S3836-B-Q	62	MU1-S7430-B-Q	61	MU1-W90A-L-Q	68	MW2-S1830-B-Q	49
MU1-S3836-R-Q	62	MU1-S7436-B-Q	62	MU1-W90A-R-Q	68	MW2-S2018-A-Q	51
MU1-S4218-A-Q	55	MU1-S7436-R-Q	62	MU1-W96A-L-Q	68	MW2-S2018-B-Q	51
MU1-S4236-B-Q	58	MU1-S7818-A-Q	55	MU1-W96A-R-Q	68	MW2-S2024-A-Q	52
MU1-S4236-R-Q	58	MU1-S7818-B-Q	55	MW2-S10218-A-Q	47	MW2-S2024-B-Q	52
MU1-S4418-A-Q	59	MU1-S7836-B-Q	58	MW2-S10218-B-Q	47	MW2-S2030-A-Q	53
MU1-S4418-B-Q	59	MU1-S7836-R-Q	58	MW2-S10224-A-Q	48	MW2-S2030-B-Q	53
MU1-S4424-A-Q	60	MU1-S8018-A-Q	59	MW2-S10224-B-Q	48	MW2-S2418-A-Q	47
MU1-S4424-B-Q	60	MU1-S8018-B-Q	59	MW2-S10230-A-Q	49	MW2-S2418-B-Q	47
MU1-S4430-A-Q	61	MU1-S8024-A-Q	60	MW2-S10230-B-Q	49	MW2-S2430-A-Q	49
MU1-S4430-B-Q	61	MU1-S8024-B-Q	60	MW2-S10236-B-Q	50	MW2-S2430-B-Q	49
MU1-S4436-B-Q	62	MU1-S8030-A-Q	61	MW2-S10236-R-Q	50	MW2-S2618-A-Q	51
MU1-S4436-R-Q	62	MU1-S8030-B-Q	61	MW2-S10418-A-Q	51	MW2-S2618-B-Q	51
MU1-S4818-A-Q	55	MU1-S8036-B-Q	62	MW2-S10418-B-Q	51	MW2-S2624-A-Q	52
MU1-S4836-B-Q	58	MU1-S8036-R-Q	62	MW2-S10424-A-Q	52	MW2-S2624-B-Q	52
MU1-S4836-R-Q	58	MU1-S8418-A-Q	55	MW2-S10424-B-Q	52	MW2-S2630-A-Q	53
MU1-S5018-A-Q	59	MU1-S8418-B-Q	55	MW2-S10430-A-Q	53	MW2-S2630-B-Q	53
MU1-S5018-B-Q	59	MU1-S8436-B-Q	58	MW2-S10430-B-Q	53	MW2-S3018-A-Q	47
MU1-S5024-A-Q	60	MU1-S8436-R-Q	58	MW2-S10436-B-Q	54	MW2-S3218-A-Q	51
MU1-S5024-B-Q	60	MU1-S8618-A-Q	59	MW2-S10436-R-Q	54	MW2-S3218-B-Q	51
MU1-S5030-A-Q	61	MU1-S8618-B-Q	59	MW2-S10818-A-Q	47	MW2-S3224-A-Q	52
MU1-S5030-B-Q	61	MU1-S8624-A-Q	60	MW2-S10818-B-Q	47	MW2-S3224-B-Q	52
MU1-S5036-B-Q	62	MU1-S8624-B-Q	60	MW2-S10824-A-Q	48	MW2-S3230-A-Q	53
MU1-S5036-R-Q	62	MU1-S8630-A-Q	61	MW2-S10824-B-Q	48	MW2-S3230-B-Q	53
MU1-S5418-A-Q	55	MU1-S8630-B-Q	61	MW2-S10830-A-Q	49	MW2-S3618-A-Q	47
MU1-S5436-B-Q	58	MU1-S8636-B-Q	62	MW2-S10830-B-Q	49	MW2-S3636-B-Q	50
MU1-S5436-R-Q	58	MU1-S8636-R-Q	62	MW2-S10836-B-Q	50	MW2-S3636-R-Q	50
MU1-S5618-A-Q	59	MU1-S9018-A-Q	55	MW2-S10836-R-Q	50	MW2-S3818-A-Q	51
MU1-S5618-B-Q	59	MU1-S9018-B-Q	55	MW2-S11018-A-Q	51	MW2-S3818-B-Q	51
MU1-S5624-A-Q	60	MU1-S9036-B-Q	58	MW2-S11018-B-Q	51	MW2-S3824-A-Q	52
MU1-S5624-B-Q	60	MU1-S9036-R-Q	58	MW2-S11024-A-Q	52	MW2-S3824-B-Q	52
MU1-S5630-A-Q	61	MU1-S9218-A-Q	59	MW2-S11024-B-Q	52	MW2-S3830-A-Q	53
MU1-S5630-B-Q	61	MU1-S9218-B-Q	59	MW2-S11030-A-Q	53	MW2-S3830-B-Q	53
MU1-S5636-B-Q	62	MU1-S9224-A-Q	60	MW2-S11030-B-Q	53	MW2-S3836-B-Q	54
MU1-S5636-R-Q	62	MU1-S9224-B-Q	60	MW2-S11036-B-Q	54	MW2-S3836-R-Q	54
MU1-S6018-A-Q	55	MU1-S9230-A-Q	61	MW2-S11036-R-Q	54	MW2-S4218-A-Q	47
MU1-S6036-B-Q	58	MU1-S9230-B-Q	61	MW2-S11418-A-Q	47	MW2-S4236-B-Q	50
MU1-S6036-R-Q	58	MU1-S9236-B-Q	62	MW2-S11418-B-Q	47	MW2-S4236-R-Q	50
MU1-S6218-A-Q	59	MU1-S9236-R-Q	62	MW2-S11424-A-Q	48	MW2-S4418-A-Q	51
MU1-S6218-B-Q	59	MU1-S9618-A-Q	55	MW2-S11424-B-Q	48	MW2-S4418-B-Q	51
MU1-S6224-A-Q	60	MU1-S9618-B-Q	55	MW2-S11430-A-Q	49	MW2-S4424-A-Q	52
MU1-S6224-B-Q	60	MU1-S9636-B-Q	58	MW2-S11430-B-Q	49	MW2-S4424-B-Q	52
MU1-S6230-A-Q	61	MU1-S9636-R-Q	58	MW2-S11436-B-Q	50	MW2-S4430-A-Q	53
MU1-S6230-B-Q	61	MU1-S9818-A-Q	59	MW2-S11436-R-Q	50	MW2-S4430-B-Q	53
MU1-S6236-B-Q	62	MU1-S9818-B-Q	59	MW2-S11618-A-Q	51	MW2-S4436-B-Q	54
MU1-S6236-R-Q	62	MU1-S9824-A-Q	60	MW2-S11618-B-Q	51	MW2-S4436-R-Q	54

<i>pattern no.</i>	<i>page</i>	<i>pattern no.</i>	<i>page</i>	<i>pattern no.</i>	<i>page</i>	<i>pattern no.</i>	<i>page</i>
MW2-S4818-A-Q	47	MW2-S8618-A-Q	51	QAFPO22W	177	QR3B0P (11/22/33) 6418	98
MW2-S4836-B-Q	50	MW2-S8618-B-Q	51	QAFPO23W	177	QR3B0P (11/22/33) 6420	98
MW2-S4836-R-Q	50	MW2-S8624-A-Q	52	QAW1T43030	175	QR3B0P (11/22/33) 6424	98
MW2-S5018-A-Q	51	MW2-S8624-B-Q	52	QAW1T43636	175	QR3B0P (11/22/33) 6430	98
MW2-S5018-B-Q	51	MW2-S8630-A-Q	53	QAW1T44242	175	QR3B0P (11/22/33) 6436	98
MW2-S5024-A-Q	52	MW2-S8630-B-Q	53	QAW1T44830	175	QR3B0P (11/22/33) 6442	98
MW2-S5024-B-Q	52	MW2-S8636-B-Q	54	QAW1T44848	175	QR3B0P (11/22/33) 6448	98
MW2-S5030-A-Q	53	MW2-S8636-R-Q	54	QAW1T46030	175	QR3B0P (11/22/33) 6460	98
MW2-S5030-B-Q	53	MW2-S9018-A-Q	47	QAW1T47230	175	QR3B0P (11/22/33) 6466	98
MW2-S5036-B-Q	54	MW2-S9018-B-Q	47	QAW1T47236	175	QR3B0P (11/22/33) 6472	98
MW2-S5036-R-Q	54	MW2-S9036-B-Q	50	QAW1TR24	175	QR3B0P (11/22/33) 7918	98
MW2-S5418-A-Q	47	MW2-S9036-R-Q	50	QAW1TR30	175	QR3B0P (11/22/33) 7920	98
MW2-S5436-B-Q	50	MW2-S9218-A-Q	51	QAW1TR36	175	QR3B0P (11/22/33) 7924	98
MW2-S5436-R-Q	50	MW2-S9218-B-Q	51	QAW1TR42	175	QR3B0P (11/22/33) 7930	98
MW2-S5618-A-Q	51	MW2-S9224-A-Q	52	QAW1TR48	175	QR3B0P (11/22/33) 7936	98
MW2-S5618-B-Q	51	MW2-S9224-B-Q	52	QR111JUK	131	QR3B0P (11/22/33) 7942	98
MW2-S5624-A-Q	52	MW2-S9230-A-Q	53	QR111KUK	131	QR3B0P (11/22/33) 7948	98
MW2-S5624-B-Q	52	MW2-S9230-B-Q	53	QR112JUK	131	QR3B0P (11/22/33) 7960	98
MW2-S5630-A-Q	53	MW2-S9236-B-Q	54	QR112KUK	131	QR3B0P (11/22/33) 7966	98
MW2-S5630-B-Q	53	MW2-S9236-R-Q	54	QR113JUK	131	QR3B0P (11/22/33) 7972	98
MW2-S5636-B-Q	54	MW2-S9618-A-Q	47	QR113KUK	131	QR3B0T (11/22/33) 3418	99
MW2-S5636-R-Q	54	MW2-S9618-B-Q	47	QR2 SLAT 1518	101	QR3B0T (11/22/33) 3420	99
MW2-S6018-A-Q	47	MW2-S9636-B-Q	50	QR2 SLAT 1520	101	QR3B0T (11/22/33) 3424	99
MW2-S6036-B-Q	50	MW2-S9636-R-Q	50	QR2 SLAT 1524	101	QR3B0T (11/22/33) 3430	99
MW2-S6036-R-Q	50	MW2-S9818-A-Q	51	QR2 SLAT 1530	101	QR3B0T (11/22/33) 3436	99
MW2-S6218-A-Q	51	MW2-S9818-B-Q	51	QR2 SLAT 1536	101	QR3B0T (11/22/33) 3442	99
MW2-S6218-B-Q	51	MW2-S9824-A-Q	52	QR2 SLAT 1542	101	QR3B0T (11/22/33) 3448	99
MW2-S6224-A-Q	52	MW2-S9824-B-Q	52	QR2 SLAT 1548	101	QR3B0T (11/22/33) 4218	99
MW2-S6224-B-Q	52	MW2-S9830-A-Q	53	QR211JUK	130	QR3B0T (11/22/33) 4220	99
MW2-S6230-A-Q	53	MW2-S9830-B-Q	53	QR211KUK	130	QR3B0T (11/22/33) 4224	99
MW2-S6230-B-Q	53	MW2-S9836-B-Q	54	QR212JUK	130	QR3B0T (11/22/33) 4230	99
MW2-S6236-B-Q	54	MW2-S9836-R-Q	54	QR212KUK	130	QR3B0T (11/22/33) 4236	99
MW2-S6236-R-Q	54	MZ1-B2415	91	QR213JUK	130	QR3B0T (11/22/33) 4242	99
MW2-S6618-A-Q	47	MZ1-B2419	91	QR213KUK	130	QR3B0T (11/22/33) 4248	99
MW2-S6818-A-Q	51	MZ1-B2422	91	QR2ES4215	103	QR3B0T (11/22/33) 4918	99
MW2-S6818-B-Q	51	QACDL720	176	QR2ES49158	103	QR3B0T (11/22/33) 4920	99
MW2-S6824-A-Q	52	QACDL721	176	QR2ES498	103	QR3B0T (11/22/33) 4924	99
MW2-S6824-B-Q	52	QACDL820	176	QR2ES648	103	QR3B0T (11/22/33) 4930	99
MW2-S6830-A-Q	53	QACDL821	176	QR3B0P (11/22/33) 3418	97	QR3B0T (11/22/33) 4936	99
MW2-S6830-B-Q	53	QACDR720	176	QR3B0P (11/22/33) 3420	97	QR3B0T (11/22/33) 4942	99
MW2-S6836-B-Q	54	QACDR721	176	QR3B0P (11/22/33) 3424	97	QR3B0T (11/22/33) 4948	99
MW2-S6836-R-Q	54	QACDR820	176	QR3B0P (11/22/33) 3430	97	QR3B0T (11/22/33) 6418	100
MW2-S7218-A-Q	47	QACDR821	176	QR3B0P (11/22/33) 3436	97	QR3B0T (11/22/33) 6420	100
MW2-S7418-A-Q	51	QACG722WE	176	QR3B0P (11/22/33) 3442	97	QR3B0T (11/22/33) 6424	100
MW2-S7418-B-Q	51	QACG723WE	176	QR3B0P (11/22/33) 3448	97	QR3B0T (11/22/33) 6430	100
MW2-S7424-A-Q	52	QACG822WE	176	QR3B0P (11/22/33) 4218	97	QR3B0T (11/22/33) 6436	100
MW2-S7424-B-Q	52	QACG823WE	176	QR3B0P (11/22/33) 4220	97	QR3B0T (11/22/33) 6442	100
MW2-S7430-A-Q	53	QAFPD12	177	QR3B0P (11/22/33) 4224	97	QR3B0T (11/22/33) 6448	100
MW2-S7430-B-Q	53	QAFPD13	177	QR3B0P (11/22/33) 4230	97	QR3B0T (11/22/33) 7918	100
MW2-S7436-B-Q	54	QAFPD22	177	QR3B0P (11/22/33) 4236	97	QR3B0T (11/22/33) 7920	100
MW2-S7436-R-Q	54	QAFPD23	177	QR3B0P (11/22/33) 4242	97	QR3B0T (11/22/33) 7924	100
MW2-S7818-A-Q	47	QAFDDL10	177	QR3B0P (11/22/33) 4248	97	QR3B0T (11/22/33) 7930	100
MW2-S7818-B-Q	47	QAFDDL11	177	QR3B0P (11/22/33) 4260	97	QR3B0T (11/22/33) 7936	100
MW2-S8018-A-Q	51	QAFDDL20	177	QR3B0P (11/22/33) 4266	97	QR3B0T (11/22/33) 7942	100
MW2-S8018-B-Q	51	QAFDDL21	177	QR3B0P (11/22/33) 4272	97	QR3B0T (11/22/33) 7948	100
MW2-S8024-A-Q	52	QAFDDR10	177	QR3B0P (11/22/33) 4918	97	QR3S (/11/22/33) 0818	101
MW2-S8024-B-Q	52	QAFDDR11	177	QR3B0P (11/22/33) 4920	97	QR3S (11/22/33) 0820	101
MW2-S8030-A-Q	53	QAFDDR20	177	QR3B0P (11/22/33) 4924	97	QR3S (11/22/33) 0824	101
MW2-S8030-B-Q	53	QAFDDR21	177	QR3B0P (11/22/33) 4930	97	QR3S (11/22/33) 0830	101
MW2-S8036-B-Q	54	QAFPO10W	177	QR3B0P (11/22/33) 4936	97	QR3S (11/22/33) 0836	101
MW2-S8036-R-Q	54	QAFPO11W	177	QR3B0P (11/22/33) 4942	97	QR3S (11/22/33) 0842	101
MW2-S8418-A-Q	47	QAFPO12W	177	QR3B0P (11/22/33) 4948	97	QR3S (11/22/33) 0848	101
MW2-S8418-B-Q	47	QAFPO13W	177	QR3B0P (11/22/33) 4960	97	QR3S (11/22/33) 1518	101
MW2-S8436-B-Q	50	QAFPO20W	177	QR3B0P (11/22/33) 4966	97	QR3S (11/22/33) 1520	101
MW2-S8436-R-Q	50	QAFPO21W	177	QR3B0P (11/22/33) 4972	97	QR3S (11/22/33) 1524	101

<i>pattern no.</i>	<i>page</i>	<i>pattern no.</i>	<i>page</i>	<i>pattern no.</i>	<i>page</i>	<i>pattern no.</i>	<i>page</i>
QR3S (11/22/33) 1530	101	QRC633DHC	142, 144	QRCA 363632	119	QRCCDRA24272	114
QR3S (11/22/33) 1536	101	QRC633DHD	142	QRCA 364223	119	QRCCDRA24278	114
QR3S (11/22/33) 1542	101	QRC633DHE (L/R)	142, 144	QRCA 364232	119	QRCCDRA24284	114
QR3S (11/22/33) 1548	101	QRC633DHH	143, 145	QRCA 423623	119	QRCCDRA24290	114
QR9C7794	129	QRC633DHI	143	QRCA 423632	119	QRCCDRA24296	114
QR9C7798	129	QRC633DHP	143, 145	QRCA 424223	119	QRCCDRA24860	114
QR9C7801	129	QRC633G	136, 137	QRCA 424232	119	QRCCDRA24866	114
QR9C7917	129	QRC633P	136, 137	QRCA 424233	119	QRCCDRA24872	114
QR9C7919	129	QRC662DHC	142, 144	QRCA 424823	119	QRCCDRA24878	114
QR9D5459	129	QRC662DHD	142	QRCA 424832	119	QRCCDRA24884	114
QR9G0413	129	QRC662DHE (L/R)	142, 144	QRCA 484223	119	QRCCDRA24890	114
QR9G1171	129	QRC662DHH	143, 145	QRCA 484232	119	QRCCDRA24896	114
QR9G1173	129	QRC662DHI	143	QRCA 484823	119	QRCCDRA33660	114
QR9G1295	129	QRC662DHP	143, 145	QRCA 484832	119	QRCCDRA33666	114
QR9G1499	129	QRC662G	136, 137	QRCA 484833	119	QRCCDRA33690	114
QR9G2826	129	QRC662P	136, 137	QRCAS 363622	120	QRCCDRA34260	114
QR9G6777	129	QRC663DHC	142, 144	QRCAS 424222	120	QRCCDRA34266	114
QR9G6778	129	QRC663DHD	142	QRCAS 424233	120	QRCCDRA34272	114
QR9G6779	129	QRC663DHE (L/R)	142, 144	QRCAS 484822	120	QRCCDRA34278	114
QR9G6780	129	QRC663DHH	143, 145	QRCAS 484833	120	QRCCDRA34284	114
QR9G6781	129	QRC663DHI	143	QRCAVE422	121	QRCCDRA34290	114
QR9G6782	129	QRC663DHP	143, 145	QRCAVE482	121	QRCCDRA34296	114
QRB102(M/H)(F/R)	128	QRC663G	136, 137	QRCAWF484811	123	QRCCDRA34860	114
QRB108(M/H)(F/R)	128	QRC663P	136, 137	QRCAWF484812	123	QRCCDRA34866	114
QRB114(M/H)(F/R)	128	QRC712DHC(L/R)	147, 149	QRCAWF484821	123	QRCCDRA34872	114
QRB120(M/H)(F/R)	128	QRC712DHD (L/R)	146	QRCAWF484822	123	QRCCDRA34878	114
QRB28MR	128	QRC712DHP(L/R)	148, 150	QRCCDLA23660	113	QRCCDRA34884	114
QRB34MR	128	QRC712G	138, 139	QRCCDLA23666	113	QRCCDRA34890	114
QRB46MR	128	QRC712P	138, 139	QRCCDLA23690	113	QRCCDRA34896	114
QRB58MR	128	QRC713DHC(L/R)	147, 149	QRCCDLA24260	113	QRCEAL223654	115
QRBCC11 (L/R)	122	QRC713DHD (L/R)	146	QRCCDLA24266	113	QRCEAL223666	115
QRBBDH102M(F/R)	128	QRC713DHP(L/R)	148, 150	QRCCDLA24272	113	QRCEAL223678	115
QRBBDH108M(F/R)	128	QRC713G	138, 139	QRCCDLA24278	113	QRCEAL223684	115
QRBBDH114M(F/R)	128	QRC713P	138, 139	QRCCDLA24284	113	QRCEAL223690	115
QRBBDH120M(F/R)	128	QRC731B	138, 139	QRCCDLA24290	113	QRCEAL223696	115
QRBBDH28MR	128	QRC731DHBM	149	QRCCDLA24296	113	QRCEAL224254	115
QRBBDH34MR	128	QRC731DHBW	146	QRCCDLA24860	113	QRCEAL224266	115
QRBBDH46MR	128	QRC732DHC	147, 149	QRCCDLA24866	113	QRCEAL224278	115
QRBBDH58MR	128	QRC732DHH	147, 150	QRCCDLA24872	113	QRCEAL224284	115
QRC332DHF	140, 141	QRC732DHI	148	QRCCDLA24878	113	QRCEAL224290	115
QRC332F	134, 135	QRC732DHP	148, 150	QRCCDLA24884	113	QRCEAL224296	115
QRC333DHF	140, 141	QRC732G	138, 139	QRCCDLA24890	113	QRCEAL224860	115
QRC333F	134, 135	QRC732P	138, 139	QRCCDLA24896	113	QRCEAL224866	115
QRC362DHF	140, 141	QRC733DHC	147, 149	QRCCDLA33660	113	QRCEAL224878	115
QRC362F	134, 135	QRC733DHH	147, 150	QRCCDLA33666	113	QRCEAL224890	115
QRC363DHF	140, 141	QRC733DHI	148	QRCCDLA33690	113	QRCEAL223654	115
QRC363F	134, 135	QRC733DHP	148, 150	QRCCDLA34260	113	QRCEAR223666	115
QRC612DHC (L/R)	142, 144	QRC733G	138, 139	QRCCDLA34266	113	QRCEAR223678	115
QRC612DHD (L/R)	142	QRC733P	138, 139	QRCCDLA34272	113	QRCEAR223684	115
QRC612DHP (L/R)	143, 145	QRC761B	138, 139	QRCCDLA34278	113	QRCEAR223690	115
QRC612G	136, 137	QRC761DHBM	149	QRCCDLA34284	113	QRCEAR223696	115
QRC612P	136, 137	QRC761DHBW	146	QRCCDLA34290	113	QRCEAR224254	115
QRC613DHC (L/R)	142, 144	QRC762DHC	147, 149	QRCCDLA34296	113	QRCEAR224266	115
QRC613DHD (L/R)	142	QRC762DHH	147, 150	QRCCDLA34860	113	QRCEAR224278	115
QRC613DHP (L/R)	143, 145	QRC762DHI	148	QRCCDLA34866	113	QRCEAR224284	115
QRC613G	136, 137	QRC762DHP	148, 150	QRCCDLA34872	113	QRCEAR224290	115
QRC613P	136, 137	QRC762G	138, 139	QRCCDLA34878	113	QRCEAR224296	115
QRC632DHC	142, 144	QRC762P	138, 139	QRCCDLA34884	113	QRCEAR224860	115
QRC632DHD	142	QRC763DHC	147, 149	QRCCDLA34890	113	QRCEAR224866	115
QRC632DHE (L/R)	142, 144	QRC763DHH	147, 150	QRCCDLA34896	113	QRCEAR224878	115
QRC632DHH	143, 145	QRC763DHI	148	QRCCDRA23660	114	QRCEAR224890	115
QRC632DHI	143	QRC763DHP	148, 150	QRCCDRA23666	114	QRE24	127
QRC632DHP	143, 145	QRC763G	138, 139	QRCCDRA23690	114	QRE35F	127
QRC632G	136, 137	QRC763P	138, 139	QRCCDRA24260	114	QREDH24	127
QRC632P	136, 137	QRCA 363623	119	QRCCDRA24266	114	QREDH35F	127

<i>pattern no.</i>	<i>page</i>	<i>pattern no.</i>	<i>page</i>	<i>pattern no.</i>	<i>page</i>	<i>pattern no.</i>	<i>page</i>
QRFTCWSUH21	104	QRMPA7230	116	QROAH48T1DH	161	QROBF42S0	155
QRFTCWSUH25	104	QRMPA7236	116	QROAH54T0	151	QROBF42S0DH	165
QRFTCWSUH37	104	QRMPA7830	116	QROAH54T0DH	158	QROBF42S1	156
QRKA 363623	118	QRMPA7836	116	QROAH54T1	153	QROBF42S1DH	168
QRKA 363632	118	QRMPA8436	116	QROAH54T1DH	161	QROBF48S0	155
QRKA 364223	118	QRMPA9636	116	QROAH66T0	151	QROBF48S0DH	165
QRKA 364232	118	QRMPB5430 N	117	QROAH66T0DH	158	QROBF48S1	156
QRKA 423623	118	QRMPB5436 N	117	QROAH66T1	153	QROBF48S1DH	168
QRKA 423632	118	QRMPB6030 N	117	QROAH66T1DH	161	QROBF54S0	155
QRKA 424223	118	QRMPB6036 N	117	QROAH78T0	151	QROBF54S0DH	165
QRKA 424232	118	QRMPB6630	117	QROAH78T0DH	158	QROBF54S1	156
QRKA 424233	118	QRMPB6636	117	QROAH78T1	153	QROBF54S1DH	168
QRKA 424823	118	QRMPB7230	117	QROAH78T1DH	161	QROBF66S0	155
QRKA 424832	118	QRMPB7236	117	QROAH84T0	151	QROBF66S0DH	165
QRKA 484223	118	QRMPB7830	117	QROAH84T0DH	158	QROBF66S1	156
QRKA 484232	118	QRMPB7836	117	QROAH84T1	153	QROBF66S1DH	168
QRKA 484823	118	QRMPB8436	117	QROAH84T1DH	161	QROBF78S0	155
QRKA 484832	118	QRMPB9636	117	QROAO30BM	171	QROBF78S0DH	165
QRKA 484833	118	QROAF30S0	152	QROAO30BW	170	QROBF78S1	156
QRKB 363623	118	QROAF30S0DH	159	QROAO30DHBM	171	QROBF78S1DH	168
QRKB 363632	118	QROAF30S1	153	QROAO30DHBW	170	QROBF90S0	155
QRKB 364223	118	QROAF30S1DH	162	QROAO30T0	151	QROBF90S0DH	165
QRKB 364232	118	QROAF36S0	152	QROAO30T0DH	157	QROBF90S1	156
QRKB 423623	118	QROAF36S0DH	159	QROAO30T1	152	QROBF90S1DH	168
QRKB 423632	118	QROAF36S1	153	QROAO30T1DH	160	QROBH30T0	154
QRKB 424223	118	QROAF36S1DH	162	QROAO36BM	171	QROBH30T0DH	164
QRKB 424232	118	QROAF42S0	152	QROAO36BW	170	QROBH30T1	156
QRKB 424233	118	QROAF42S0DH	159	QROAO36DHBM	171	QROBH30T1DH	167
QRKB 424823	118	QROAF42S1	153	QROAO36DHBW	170	QROBH36T0	154
QRKB 424832	118	QROAF42S1DH	162	QROAO36T0	151	QROBH36T0DH	164
QRKB 484223	118	QROAF48S0	152	QROAO36T0DH	157	QROBH36T1	156
QRKB 484232	118	QROAF48S0DH	159	QROAO36T1	152	QROBH36T1DH	167
QRKB 484823	118	QROAF48S1	153	QROAO36T1DH	160	QROBH42T0	154
QRKB 484832	118	QROAF48S1DH	162	QROAO42T0	151	QROBH42T0DH	164
QRKB 484833	118	QROAF54S0	152	QROAO42T0DH	157	QROBH42T1	156
QRM9A5430 N	116	QROAF54S0DH	159	QROAO42T1	152	QROBH42T1DH	167
QRM9A5436 N	116	QROAF54S1	153	QROAO42T1DH	160	QROBH48T0	154
QRM9A6030 N	116	QROAF54S1DH	162	QROAO48T0	151	QROBH48T0DH	164
QRM9A6036 N	116	QROAF66S0	152	QROAO48T0DH	157	QROBH48T1	156
QRM9A6630	116	QROAF66S0DH	159	QROAO48T1	152	QROBH48T1DH	167
QRM9A6636	116	QROAF66S1	153	QROAO48T1DH	160	QROBH54T0	154
QRM9A7230	116	QROAF66S1DH	162	QROAO54T0	151	QROBH54T0DH	164
QRM9A7236	116	QROAF78S0	152	QROAO54T0DH	157	QROBH54T1	156
QRM9A7830	116	QROAF78S0DH	159	QROAO54T1	152	QROBH54T1DH	167
QRM9A7836	116	QROAF78S1	153	QROAO54T1DH	160	QROBH66T0	154
QRM9A8436	116	QROAF78S1DH	162	QROAO66T0	151	QROBH66T0DH	164
QRM9A9636	116	QROAF90S0	152	QROAO66T0DH	157	QROBH66T1	156
QRM9B5430 N	117	QROAF90S0DH	159	QROAO66T1	152	QROBH66T1DH	167
QRM9B5436 N	117	QROAF90S1	153	QROAO66T1DH	160	QROBH78T0	154
QRM9B6030 N	117	QROAF90S1DH	162	QROAO78T0	151	QROBH78T0DH	164
QRM9B6036 N	117	QROAH30T0	151	QROAO78T0DH	157	QROBH78T1	156
QRM9B6630	117	QROAH30T0DH	158	QROAO78T1	152	QROBH78T1DH	167
QRM9B6636	117	QROAH30T1	153	QROAO78T1DH	160	QROBH84T0	154
QRM9B7230	117	QROAH30T1DH	161	QROAO84T0	151	QROBH84T0DH	164
QRM9B7236	117	QROAH36T0	151	QROAO84T0DH	157	QROBH84T1	156
QRM9B7830	117	QROAH36T0DH	158	QROAO84T1	152	QROBH84T1DH	167
QRM9B7836	117	QROAH36T1	153	QROAO84T1DH	160	QROBO30BM	171
QRM9B8436	117	QROAH36T1DH	161	QROBF30S0	155	QROBO30BW	170
QRM9B9636	117	QROAH42T0	151	QROBF30S0DH	165	QROBO30DHBM	171
QRMPA5430 N	116	QROAH42T0DH	158	QROBF30S1	156	QROBO30DHBW	170
QRMPA5436 N	116	QROAH42T1	153	QROBF30S1DH	168	QROBO30T0	154
QRMPA6030 N	116	QROAH42T1DH	161	QROBF36S0	155	QROBO30T0DH	163
QRMPA6036 N	116	QROAH48T0	151	QROBF36S0DH	165	QROBO30T1	155
QRMPA6630	116	QROAH48T0DH	158	QROBF36S1	156	QROBO30T1DH	166
QRMPA6636	116	QROAH48T1	153	QROBF36S1DH	168	QROBO36BM	171

<i>pattern no.</i>	<i>page</i>	<i>pattern no.</i>	<i>page</i>	<i>pattern no.</i>	<i>page</i>	<i>pattern no.</i>	<i>page</i>
QROBO36BW	170	QRRAW4848	126	QRSAP441	106	QRSBC6018	112
QROBO36DHBM	171	QRRAW9648	126	QRSAP442	106	QRSBC6036	112
QROBO36DHBW	170	QRSA1021	105	QRSAP443	107	QRSBC6618	112
QROBO36T0	154	QRSA1022	105	QRSAP501	106	QRSBC6636	112
QROBO36T0DH	163	QRSA1023	105	QRSAP502	106	QRSBC7218	112
QROBO36T1	155	QRSA1024	105	QRSAP503	107	QRSBC7236	112
QROBO36T1DH	166	QRSA1081	105	QRSAP561	106	QRSBC7818	112
QROBO42T0	154	QRSA1082	105	QRSAP562	106	QRSBC7836	112
QROBO42T0DH	163	QRSA1083	105	QRSAP563	107	QRSBC8418	112
QROBO42T1	155	QRSA1084	105	QRSAP621	106	QRSBC8436	112
QROBO42T1DH	166	QRSA1141	105	QRSAP622	106	QRSBC9018	112
QROBO48T0	154	QRSA1142	105	QRSAP623	107	QRSBC9036	112
QROBO48T0DH	163	QRSA1143	105	QRSAP681	106	QRSBC9618	112
QROBO48T1	155	QRSA1144	105	QRSAP682	106	QRSBP1041	109
QROBO48T1DH	166	QRS1201	105	QRSAP683	107	QRSBP1042	109
QROBO54T0	154	QRS1202	105	QRSAP741	106	QRSBP1043	110
QROBO54T0DH	163	QRS1203	105	QRSAP742	106	QRSBP1101	109
QROBO54T1	155	QRS1204	105	QRSAP743	107	QRSBP1102	109
QROBO54T1DH	166	QRS161-N	105	QRSAP801	106	QRSBP1103	110
QROBO66T0	154	QRS162-N	105	QRSAP802	106	QRSBP261	109
QROBO66T0DH	163	QRS163-N	105	QRSAP803	107	QRSBP262	109
QROBO66T1	155	QRS484	105	QRSAP861	106	QRSBP263	109
QROBO66T1DH	166	QRS544	105	QRSAP862	106	QRSBP321	109
QROBO78T0	154	QRS784	105	QRSAP863	107	QRSBP322	109
QROBO78T0DH	163	QRS844	105	QRSAP921	106	QRSBP323	109
QROBO78T1	155	QRS904	105	QRSAP922	106	QRSBP381	109
QROBO78T1DH	166	QRS964	105	QRSAP923	107	QRSBP382	109
QROBO84T0	154	QRSAC10218	111	QRSAP981	106	QRSBP383	109
QROBO84T0DH	163	QRSAC10818	111	QRSAP982	106	QRSBP441	109
QROBO84T1	155	QRSAC3018	111	QRSAP983	107	QRSBP442	109
QROBO84T1DH	166	QRSAC3618	111	QRSB1021	108	QRSBP443	110
QROMH24S0	169	QRSAC3636	111	QRSB1022	108	QRSBP501	109
QROMH42S0	169	QRSAC4218	111	QRSB1023	108	QRSBP502	109
QROMH48S0	169	QRSAC4236	111	QRSB1024	108	QRSBP503	110
QROMH54S0	169	QRSAC4818	111	QRSB1081	108	QRSBP561	109
QROMH66S0	169	QRSAC5418	111	QRSB1082	108	QRSBP562	109
QROMH78S0	169	QRSAC5436	111	QRSB1083	108	QRSBP563	110
QROMH84S0	169	QRSAC6018	111	QRSB1084	108	QRSBP621	109
QROMH90S0	169	QRSAC6036	111	QRSB1141	108	QRSBP622	109
QROMH96S0	169	QRSAC6618	111	QRSB1142	108	QRSBP623	110
QROPH24S0	169	QRSAC6636	111	QRSB1143	108	QRSBP681	109
QROPH42S0	169	QRSAC7218	111	QRSB1144	108	QRSBP682	109
QROPH48S0	169	QRSAC7236	111	QRSB1201	108	QRSBP683	110
QROPH54S0	169	QRSAC7818	111	QRSB1202	108	QRSBP741	109
QROPH84S0	169	QRSAC7836	111	QRSB1203	108	QRSBP742	109
QRP231J	132, 133	QRSAC8418	111	QRSB1204	108	QRSBP743	110
QRP232J	132, 133	QRSAC8436	111	QRSB161-N	108	QRSBP801	109
QRP261J	132, 133	QRSAC9018	111	QRSB162-N	108	QRSBP802	109
QRP262J	132, 133	QRSAC9036	111	QRSB163-N	108	QRSBP803	110
QRP301J	132, 133	QRSAC9618	111	QRSB484	108	QRSBP861	109
QRP302J	132, 133	QRSAP1041	106	QRSB544	108	QRSBP862	109
QRP361J	132, 133	QRSAP1042	106	QRSB784	108	QRSBP863	110
QRP362J	132, 133	QRSAP1043	107	QRSB844	108	QRSBP921	109
QRPAB17UK	130	QRSAP1101	106	QRSB904	108	QRSBP922	109
QRPDHB17UK	131	QRSAP1102	106	QRSB964	108	QRSBP923	110
QRPHTB2424	173	QRSAP1103	107	QRSBC10218	112	QRSBP981	109
QRPHTB3624	173	QRSAP261	106	QRSBC10818	112	QRSBP982	109
QRPHTB4824	173	QRSAP262	106	QRSBC3018	112	QRSBP983	110
QRPHTB5424	173	QRSAP263	106	QRSBC3618	112	QRSD3627	129
QRPHTB6024	173	QRSAP321	106	QRSBC3636	112	QRSDA3627	129
QRPHTB7224	173	QRSAP322	106	QRSBC4218	112	QRSDHD3628	129
QRRAW12048	126	QRSAP323	106	QRSBC4236	112	QRSDHDA3628	129
QRRAW14448	126	QRSAP381	106	QRSBC4818	112	QRTA2424	124
QRRAW16848	126	QRSAP382	106	QRSBC5418	112	QRTA3030	124
QRRAW19248	126	QRSAP383	106	QRSBC5436	112	QRTA5454	124

<i>pattern no.</i>	<i>page</i>
QRTAW12048	125
QRTAW14448	125
QRTAW16848	125
QRTAW19248	125
QRTAW4848	125
QRTAW9648	125
QRTB2424	124
QRTB3030	124
QRTB5454	124
QRWHTB2424	173
QRWHTB5424	173
QRWHTB6024	173
QRWHTB7224	173
QRWSU34	104
QRWSU42	104
QRWSU49	104
QRWSU64	104
QRWSU79	104
QRWSUH34	104
QRWSUH42	104
QRWSUH49	104
QRWSUH64	104
QRWSUH79	104
QS990981	103
QS994873	102
QS9A5986	103
QS9A8002	102
QS9A8003	102
QS9B2960	102
QS9G2320	103
QS9G2321	103
QS9G2425	103
QS9G5498	102
QS9G5499	102
QS9G5875	102
QS9G5876	102
RBC18 (L/R)	122
RBCC	122
RTAT5E19	179
RTAT5E25	179
RTAT5E37	179
RTAT5E49	179
RTAT5E61	179
RTLT5E19	172
RTLT5E25	172
RTLT5E37	172
RTLT5E49	172
RTLT5E61	172
RTLT5E73	172
RTLT5E85	172



# Selling Policy

	<p>This Selling Policy supercedes all previous selling policies. Prices, discounts and product offerings are subject to change without notice.</p>
<b>Terms &amp; Conditions of Sales</b>	<p>Sales by Knoll, Inc. or Knoll North America Corp. ("Seller") of Knoll Product Lines (hereinafter "Products") within the United States and Canada are made only on the terms which are contained in this Selling Policy. Seller hereby gives notice of its objection to any different or additional terms and conditions. This sale is expressly conditional upon Purchaser's assent to the terms and conditions set forth below. Additional terms and conditions may apply to KnollStudio and KnollTextiles orders. These terms and conditions may be modified or supplemented only by a written document signed by an authorized representative of Seller. These terms and conditions supercede any prior and/or contemporaneous agreements or correspondence between Purchaser and Seller. Written quotations expire thirty (30) days from the date of issuance and can be withdrawn by written notice anytime during that period. Where Purchaser and Seller have entered into the Knoll Electronic Terms and Conditions, all orders, acknowledgements, invoices and other business communications placed or transmitted in accordance with the Knoll Electronic Terms and Conditions shall be deemed to be in writing and signed and shall be valid for all purposes as if they were originated and maintained in documentary form.</p>
<b>Ordering Information</b>	<p>All orders must be in writing. The product pattern number(s) contained on Seller's order acknowledgement shall be the final expression of the order.</p>
<b>Order Confirmation</b>	<p>A purchase order is not binding on Seller until Purchaser has received Seller's order confirmation or acknowledgment.</p>
<b>Pricing Policies</b>	<p>List prices are subject to change without notice.</p> <p>List prices shall be those prices in effect on the date of receipt of a complete purchase order unless shipment is requested more than ninety (90) days after order entry in which case prices in effect on the date of shipment apply. List prices include specified freight costs. Unless specified in writing by Seller, no other charges are included in Seller's list prices.</p>
<b>Taxes</b>	<p>All sales, use, excise and other taxes applicable to the sale of the Products shall be paid by Purchaser. If Purchaser claims an exemption from any tax, Purchaser shall submit to Seller the appropriate exemption certificates.</p>
<b>Terms of Payment</b>	<p>Payment for one hundred percent (100%) of the net order amount is due within thirty (30) days of the date of invoice, which is issued upon shipment. In case of any discrepancies, such as shortages, and Seller is notified in writing within ten (10) days of receipt of Product, only that portion may be deducted and the balance paid. For orders greater than \$100,000 net, a fifty percent (50%) deposit is due at the time of order placement, with the remainder due within thirty (30) days of the date of invoice.</p> <p>KnollStudio orders less than \$2,000 require payment for one hundred percent (100%) of the net order amount (including any applicable sales tax and charges for inside delivery, special packaging, etc.), due at time of order placement. For KnollStudio orders greater than \$2,000, a one-half (50%) deposit is due at time of order placement with the remainder (including any applicable sales tax and charges for inside delivery, special packaging, etc.) due prior to shipment.</p> <p>If, in the judgment of Seller, Purchaser's financial condition does not justify the terms of the payment, Seller may require full or partial payment in advance.</p> <p>Past due accounts shall be charged one and one-half percent (1.5%) per month, or the highest rate permitted by law, whichever is less, and will be added to the outstanding balance. In the event Purchaser defaults on payment, Purchaser shall be liable for all collection costs, including reasonable attorney's fees and costs.</p>
<b>Changes and Cancellation</b>	<p>Purchase orders may not be changed or cancelled, in whole or in part, without prior written consent of Seller. Changes may effect delivery dates. Expenses incurred because of changes shall be charged to Purchaser. In the event of cancellations, Purchaser will be liable for reasonable cancellation charges established by Seller. Orders for special Product, orders including "COM" (hereinafter defined) material and orders pursuant to expedited delivery programs, may not be canceled.</p>
<b>Freight Prepaid</b>	<p>Freight is prepaid and included in the price of all Products, except KnollTextiles, within the 48 contiguous United States for orders placed with Knoll, Inc. and within Canada, excluding the Yukon, Northwest Territories, Nunavut and Newfoundland for orders placed with Knoll North America Corp. Packing is tested for rigorous motion and transportation but is not guaranteed to protect furniture from conditions over which the Seller has no control. If special packaging is required for any reason, please consult with your sales representative or dealer. Seller shall select the method of shipment and routing. All shipments shall be tailgate deliveries. Freight for all KnollTextiles orders is prepaid and added to the invoice.</p>
<b>Delivery/Freight Charges</b>	<p>Shipments outside the contiguous 48 United States and Canada shall be shipped F.O.B. Origin.</p> <p>For shipments outside the contiguous United States and Canada, Purchaser is responsible for the cost of freight from point of embarkation, including any handling and transportation charges incidental to loading at the point of departure and unloading at the final destination.</p> <p>Conditions beyond the control of Seller, including weather, available facilities and traffic conditions, may affect exact time of delivery. Seller shall not be responsible for specific carrier delivery date or time unless it has made a specific delivery commitment, in writing.</p> <p>Nonstandard methods of shipment and/or additional services are available upon request. Purchaser will be billed for the differential cost of any special services in excess of standard surface carrier freight costs. Premium charges, at Purchaser's request, will be added for airfreight, exclusive use of vehicle and extra, export or special packaging. Accessorial charges will be added for inside delivery, extra labor, reassignment and redelivery.</p> <p>Partial shipments may be made and invoiced by Seller.</p>
<b>Claims</b>	<p>All shipments for all Knoll Products within the contiguous United States and Canada are F.O.B. Origin. Risk of loss passes to Purchaser at time of delivery to carrier. Purchaser shall inspect all Products upon receipt and notify Seller within ten (10) working days after receipt of any damage or defects which are, or should be, apparent from an inspection of the Product and its packaging. Failure of Purchaser to make a claim against carrier or notify Seller during the ten (10) working day period shall constitute acceptance of the Products and waiver of any apparent defects, errors or shortages. Seller will agree to repair or replace Product damaged in shipment if Purchaser has notified Seller of freight damage within ten (10) working days after receipt and assigns its rights against the carrier.</p>
<b>Seller's Security Interest</b>	<p>Until Seller receives the full payment for the Product, Seller shall have a security interest in the Product. Purchaser agrees to perform all acts, including but not limited to the execution and filing of documentation, which may be necessary to perfect and assure the security interest of Seller.</p>
<b>Returns</b>	<p>The return of Products without a written authorization by Seller shall not be accepted. To receive authorization for Product return, please call Customer Service. All Products that are returned pursuant to a valid authorization shall be subject to a twenty-five percent (25%) of list restocking charge. Products not currently offered for sale by Seller (including COM) shall not be authorized for return. All returned Products must be unused, in original condition and in the original Seller packing cartons. No refund or credit shall be given for damaged Products.</p>
<b>Held Orders/Storage</b>	<p>If Purchaser requests that an order be held or delayed, prices and terms and conditions in effect at the time of shipment shall apply. If Purchaser requests a delay after the time when Seller can defer production, Purchaser will be invoiced for the Product, payable in accordance with standard terms, when the order is ready for shipment. Seller may transfer the Product to storage, in which case all expenses incurred in connection with storage, including demurrage, preparation for storage, storage charges and handling shall be payable by Purchaser upon submission of invoices by Seller. Risk of loss to the Product shall pass to the Purchaser upon delivery of the Product into storage.</p>

# Selling Policy

<b>Customer's Own Material</b>	A Purchaser who requests a fabric or other surface material not standard to Seller's line of Products ("COM") must submit samples of the requested material to Seller prior to entry of a purchaser order. Seller shall determine if the material is suitable to its manufacturing processes and meets any requirements of Underwriters Laboratories. If the COM is acceptable, Seller will then establish a price for using the COM or the Product in question. For a description of the procedures for submitting samples and testing, contact customer resources or your sales representative. Seller shall have no responsibility for the appearance, condition, performance, durability, colorfastness or any other physical attribute of the COM. Purchaser shall indemnify and hold Seller harmless for any damages, injuries or losses arising out of or related to use of the COM on the Product.
<b>Warranty</b>	<p>Seller warrants to the original Purchaser only that the Products Seller manufactures and sells to Purchaser are free of defects in workmanship and materials, during the applicable warranty period set forth below.</p> <p>Warranty period set forth below is for 24-hour, 7 days a week, multi shift use (includes parts and labor to repair).</p> <p>Should any failure to conform with this limited warranty appear to a Product listed below during the applicable warranty period from the date of shipment, Seller shall, upon prompt written notice, repair or replace, at its option and costs, the affected part or parts.</p> <p><i>Product and Period of Warranty</i></p> <p><i>Lifetime: Antenna Workspaces, AutoStrada, Calibre, Crinion Open Table, Currents, Dividends Horizon, Equity, Morrison, Reff Profiles laminate, Series 2 Storage, Template, Antenna Workspaces and other non-wood components (except cascade edge worksurfaces, operational parts, controls, electrical, Lighting, Series 2 Veneer Front Storage, special or custom products, see below)</i></p> <p><i>12 Years: Chadwick, Essentials Work Chairs, Generation by Knoll, Life, Moment, MultiGeneration by Knoll, RPM and Sapper seating (except seating upholstery, textiles, leathers and finishes, see below).</i></p> <p><i>10 Years: Antenna Workspaces, AutoStrada, Crinion Open Table, Reff Profiles wood components, Series 2 Veneer Front Storage, cascade edge worksurfaces, Wood Casegoods (Magnusson, The Graham Collection) (except wood casegoods upholstered surfaces, see below), Interaction tables (except height adjustment mechanisms for Counterforce, crank-adjustable, and split-top tables and worksurfaces, see below), Reuter overheads, Reuter vertical storage, KnollExtra Sapper Monitor Arm Collection, Adjustable keyboard mechanisms and platforms, Communication Boards (except fabric board textiles, see below), Smokador collection (except leathers, see below), and Orchestra Universal Systems Accessories.</i></p> <p><i>5 Years: Operational parts, controls, electrical, Lighting (except light ballasts, bulbs and power supply, see below), special or custom product, wood veneer products, Currents handcrank, Interaction Counterforce, Interaction crank-adjustable, and split-top mechanisms, KnollStudio, CPU storage and all universal storage drawers.</i></p> <p><i>3 Years: Seating upholstery, textiles, leathers and finishes. Fabric boards textiles and Smokador Collection leathers.</i></p> <p><i>2 Years: All other KnollExtra product</i></p> <p><i>1 Year: Light ballasts, bulbs and power supply, seating upholstered armpads and soft armpads, wood casegoods upholstered surfaces.</i></p> <p>This warranty does not apply to:</p> <ul style="list-style-type: none"><li>• Damage caused by a carrier other than the Seller.</li><li>• Normal wear and tear or acts or omissions of parties other than Seller (including user modification, improper use or installation of Products).</li><li>• COM or other third party materials applied to Products.</li><li>• Products not installed by or under the auspices of a Knoll Dealer.</li><li>• Dramatic temperature variations or exposure to unusual conditions.</li><li>• Changes in surface finishes, including colorfastness due to aging or exposure to light.</li><li>• Except as specifically noted above, textiles and upholstery supplied by <i>KnollTextiles</i> (consult current <i>KnollTextiles</i> price list for applicable warranty).</li></ul> <p>Natural variations occurring in wood, marble, and leather shall not be considered defects, and the Seller does not guarantee the colorfastness or matching of the colors, grains or textures, or surface hardness of such materials. The Seller also does not guarantee the colorfastness of fiberglass panel surfaces.</p> <p>THE EXPRESS WARRANTIES CONTAINED HEREIN ARE IN LIEU OF ALL OTHER WARRANTIES, EXPRESS OR IMPLIED, INCLUDING ANY WARRANTIES OF MERCHANTABILITY AND FITNESS FOR PARTICULAR PURPOSE AND ALL OTHER WARRANTIES ARISING FROM COURSE OF DEALING OR USAGE OF TRADE.</p> <p>The remedies provided above are the Purchaser's sole remedies for any failure of Seller to comply with its obligations regarding the workmanship of its Products. Correction of any nonconformity in the manner and for the period of time provided shall constitute complete fulfillment of all liabilities of Seller, with respect to or arising out of the Product furnished hereunder.</p>
<b>Delay/Force Majeure</b>	Seller shall not be liable for failure to perform or for delay in performance due to fire, flood, strike or other labor difficulty, act of God, act of any governmental authority or of the Purchaser, riot, embargo, fuel or energy shortage, wrecks or delay in transportation, inability to obtain necessary labor, materials or manufacturing facilities from usual sources or failure of suppliers to meet their contractual obligations, or due to any cause beyond its reasonable control. If any such event occurs, Seller may extend delivery dates by a period of time necessary to overcome the effect of such delay, allocate available Product or cancel any purchase order.
<b>Compliance with Law</b>	PURCHASER IS SOLELY RESPONSIBLE FOR COMPLIANCE WITH ALL APPLICABLE FEDERAL, STATE AND LOCAL LAWS, ORDINANCES, REGULATIONS, RULES AND STANDARDS RELATING TO THE INSTALLATION, MAINTENANCE, USE AND OPERATION OF THE PRODUCTS.
<b>Patents</b>	<p>Subject to the following provisions, Seller shall, at its own expense, defend or, at its option, settle any claim, suit or proceeding brought against the Purchaser, and/or its vendees, mediate and immediate, so far as based on an allegation that any Product or any part thereof furnished hereunder constitutes a direct or a contributory infringement of any claim of any patent of the United States or Canada. This obligation shall be effective only if Purchaser shall have made all payments then due hereunder and if Seller is notified promptly in writing and given authority, information and assistance for the defense of said claim, suit or proceeding. Seller shall pay all damages and costs awarded in such suit or proceedings so defended.</p> <p>The foregoing indemnity does not apply to the following:</p> <ul style="list-style-type: none"><li>• Products supplied according to a design other than that of Seller, and which is required by the Purchaser.</li><li>• Combination of the Product with another product not furnished hereunder unless Seller is a contributory infringer.</li><li>• Any settlements of a suit or proceeding made without Seller's written consent.</li></ul>
<b>Limitations of Liability</b>	<p><b>SELLER, ITS CONTRACTORS, AUTHORIZED DEALERS AND SUBCONTRACTORS OR SUPPLIERS OF ANY TIER SHALL NOT BE LIABLE TO PURCHASER FOR ANY SPECIAL, INDIRECT, INCIDENTAL OR CONSEQUENTIAL DAMAGES ARISING FROM A BREACH OF THIS AGREEMENT.</b></p> <p>Purchaser's remedies set forth herein are exclusive and the liability of Seller with respect to the breach of this agreement or any contract entered into between the parties pursuant hereto shall not exceed the price of the Product or part on which such liability is based.</p>



# KnollKey Lock Program

## KnollKey Lock Program General Information

Following is the KnollKey lock policy, applicable to all products.

Knoll furniture can be ordered keyed-alike or random keyed. Key-alike and random keying instructions cannot be mixed on any single order. Only one of the two instructions can be used on an individual order. When an order is submitted with mixed (key-alike and random) instructions, Knoll will release the order as key-alike only and lock cores will have to be specified separately.

### Key-alike

For the convenience of the user, furniture may be keyed alike at no charge. Write "Key-alike" in the description of your purchase order for any pedestal, overhead, file or other item you wish to have keyed alike.

Using the key-alike instructions, order cores and keys as line items on your purchase order. Do NOT submit a key-alike form. The Knoll East Greenville Lock Center will select key numbers from the standard range of K 001 - K 250. Key numbers will not be repeated unless over 250 sets are ordered. Lock cores keyed-alike will ship separately from the product, ready for field installation.

There is no charge for key-alike orders if placed with the furniture order.

**IF THE KEY-ALIKE ORDER IS NOT PLACED AT LEAST TWO WEEKS PRIOR TO THE FURNITURE SHIP DATE, A \$50 HANDLING CHARGE AND AIR FREIGHT CHARGES WILL APPLY.**

**If product is ordered and shipped random-keyed, additional lock cores for key-alike are billable.**

### Random-Keying

To specify product keyed-random, write "key-random" in the product description. Random-keyed product is shipped with the lock core factory installed. A shrouded key is included. Random means no effort has been made to match key numbers, or to make them different.

### Keys

A Knoll shrouded key is shipped with every lock core. 250 Key numbers are available. For numbers above 250, contact Custom Product Development. Additional keys and key blanks are available. See service parts for more information.

### Master Keying

Knoll locks can be controlled by means of a master key. There is no additional per-lock charge for master keying. A letter of approval from the client must accompany orders for master keys.

### Installing Lock Cores

Lock cores can be installed or removed in the field by using a change key. Cores must be in the unlocked position to be removed. See service parts for change key pattern number and pricing.

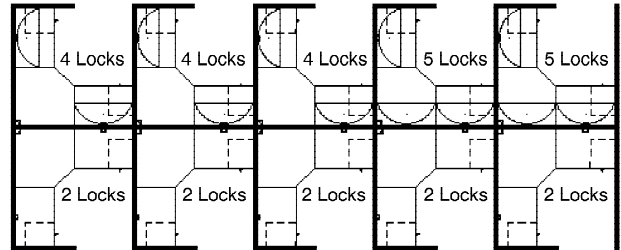
### Lock Distribution

All orders for key-alike lock cores/keys are packaged and shipped from the East Greenville Lock Center, regardless of where the pedestals, overhead, or other units are produced. Random keyed product will have cores factory-installed.

## How to Specify Key-Alike

Following is an example of how to specify key-alike for a cluster of 10 workstations.

**Step 1** - Using the project floorplan, count the number of locks in each workstation.



**Step 2** - Count the number of workstations with the same quantity of locks. Group together the workstations with a like number of locks.

5 workstations with 2 locks per station  
3 workstations with 4 locks per station  
2 workstations with 5 locks per station

**Step 3** - For the first group (5 sets of 2 locks), enter the number of workstations in the quantity column.

Qty	Pattern #	Description	Unit List	Ext. List
5				

**Step 4** - Then enter the pattern number "KSPEC\_ \_" and add a suffix for the number of locks for that group (i.e., for 2 locks per station, add the suffix "2"). Up to 30 lock cores are available in a set (i.e., KSPEC 30).

Qty	Pattern #	Description	Unit List	Ext. List
5	KSPEC 2	Set of 2 cores/keys	N / C	N / C

**Step 5** - Repeat for other groups.

Qty	Pattern #	Description	Unit List	Ext. List
5	KSPEC 2	Set of 2 cores/keys	N / C	N / C
3	KSPEC 4	Set of 4 cores/keys	N / C	N / C
2	KSPEC 5	Set of 5 cores/keys	N / C	N / C

Your Key instructions are complete.

Knoll will select key numbers for each set from 250 available numbers. Additional key numbers are available through Custom Product Development. **For additions to existing installations, specify desired key numbers in the description.**

## Service Parts

Pattern #	Description	List Price
KKEY_ _ _	Shrouded Key Specify key number desired	\$5
KBLANK	Shrouded Key Blank	\$5
KSPECB_ _ _	Retrofit Universal Core/Key Specify key number desired	\$22
KCHANGE	Change Key	\$5
HLKRKMASTER*	Master Key	\$7

\*Note: A letter of approval on company letterhead from the client must accompany all orders for master keys.

# General Ordering Information

---

## **The Products**

This guide encompasses all standard products for this product group.

## **Sizes**

Dimensions listed in this guide are indicated as:

H = height

W = width

D = depth

Dia. = diameter

Rad. = radius

## **Pricing**

All prices shown are list.

## **How to Order**

Select pattern numbers and quantities required for your complete installation. Product questions can be addressed in the specific sections of this guide or by contacting your sales representative or customer resource representative at 1-800-343-5665.

Next, select options (if required), along with colors and finishes appropriate to each product. Reference the Finishes and Fabrics pages for color designations.

On large installations, an item's "designated area" can be specified to assist in product organization and handling.

To expedite complete / correct entry of your order, be certain all pattern numbers, quantities, colors and area identifications are completely specified. Also, include complete purchase order numbers, bill-to and ship-to addresses, a contact name and specific factory shipping dates required.

## **Mail all orders to:**

Knoll, Inc.

1235 Water Street

P.O. Box 157

East Greenville, PA 18041

Attention: Order Entry

Once your order is entered at Knoll, an acknowledgment will be mailed to you. You will be advised of your scheduled shipping date within five days of the original acknowledgment. If it is necessary to revise your order, please contact your customer resource representative.

## Sustainability Statement

---

Sustainable design is a key component of Knoll's environmental focus. Our commitment to social responsibility and a healthy environment has prompted us to further articulate our longstanding environmental programs and, with encouragement and support from our colleagues in the industry, we have re-energized our focus on such "green" initiatives as life cycle analysis and LEED™ certification. Knoll is proud to have contributed to projects that have received LEED certification from the U.S. Green Building Council.

For the latest information on Knoll products that help our customers achieve LEED certification, log on to [knoll.com](http://knoll.com), click on "About Knoll" and then "Environmental Focus."