

# STANDARD SPECIALS

## OFFICE SEATING

Price List  
March 2014



**Knoll**

Introduction	Knoll and Sustainable Design	2
	GREENGUARD Indoor Air Quality Certified®	3
	Placing Your Knoll Office Seating Order	4
	Visual Index	5
	Office Seating Control Index	7
	KnollTextiles Fabric Application	8
	Customer's Own Material Seating Process Overview	9
	Spinneybeck Leather Application	18
Generation by Knoll®	Generation by Knoll® : work chair	22
	Generation by Knoll® Dimensions, Features and Operating Instructions	24
	Generation by Knoll® Technical Information	26
ReGeneration by Knoll®	ReGeneration by Knoll® : Flex Back Net Chair	28
	ReGeneration by Knoll® : fully upholstered work chair	30
	ReGeneration by Knoll® Dimensions, Features and Operating Instructions	32
	ReGeneration by Knoll® Technical Information	34
Chadwick™	Chadwick™ : tilt stop control	36
	Chadwick™ : basic control	38
	Chadwick™ Construction Information	40
	Chadwick™ Dimensions and Operating Instructions	42
RPM®	RPM® : basic control	44
	RPM® : advanced control	46
	RPM® : CGSB compliant basic control	48
	RPM® : CGSB compliant advanced control	50
	RPM® Dimensions and Operating Instructions	52
	RPM® Control Index	54
Essentials Work Chairs™	EWC Pro™ : upholstered mid-back task chair	56
	EWC Pro™ Task Dimensions and Operation Instructions	60
	EWC Tech™ : suspension back task chair	62
	EWC Tech™ Task Dimensions and Operating Instructions	66
	EWC Sport™ : upholstered mid-back task chair	68
	EWC Sport™ Task Dimensions and Operating Instructions	72
Moment™	side chair	74
	Moment™ Technical and Environmental Information	76
Alpha-Numeric Index		77
Selling Policy		79
General Ordering Information		81

---

Each year Knoll sets key initiatives in our journey to sustainability. We are members of a global consortium on energy, have adopted a scientific, metrics-based approach to sustainable product design, and maintain a leadership position in establishing universal, verifiable, sustainability standards for our industry.

Knoll promotes independent third-party certification because it provides the most impartial and trustworthy foundation for industry-wide environmental compliance. Certification by established and respected third parties ensures that all manufacturers are held to the same high standards and that customers can trust a company's declaration about the environmental benefits of its products. Knoll third-party partners include: the International Standards Organization (ISO); Forest Stewardship Council (FSC®); Rainforest Alliance; GREENGUARD® Environmental Institute; and The Business and Institutional Furniture Manufacturer's Association (BIFMA) level® certification from Scientific Certification Systems (SCS).

In addition, Knoll is aligned with the U.S. Green Building Council and can help companies, healthcare organizations and educational institutions achieve Leadership in Energy and Environmental Design (LEED®) workplace certification.

## Global Climate Change

- Knoll is a sponsor of the Clinton Global Initiative, which brings together a community of global leaders to devise and implement solutions to some of the world's most pressing challenges, including environmental change.
- Knoll has a comprehensive Energy Management Program to increase energy efficiency in products and processes.

## Life Cycle Assessment (LCA) Tool

- Life Cycle Assessment is a science-based measurement of a product's environmental impacts throughout its life cycle, from raw materials sourcing through manufacture, shipping, use and re-use or end-of-life. LCA enables cradle-to-cradle implementation of sustainable practices.
- Knoll has partnered with The Green Standard.org to develop an affordable, universal ISO-compliant computer-based LCA tool that can be used by the entire contract furniture industry and is partnering on the development of an Environmental Product Declaration System (EPDs) for Knoll products. EPDs are verified documents containing LCA results and additional environmental performance information about a product.

## Setting Industry Standards

- Knoll partners with MTS (The Institute for Market Transformation to Sustainability) to develop the SMaRT® Consensus Sustainable Products Standards, a set of consensus-based sustainable product standards based on the LEED® model, for all building products, fabric, apparel, flooring and carpet. MTS, the developer of SMaRT®, is an accredited American National Standards Institute (ANSI) standard developer.
- Knoll also partners with BIFMA (Business and Institutional Furniture Manufacturers Association) to promote level® sustainability standards for the contract furniture industry.
- Knoll has established FSC® (Forest Stewardship Council) certified wood as the standard for general office open plan office systems, casegoods and tables.
- Knoll has launched Full Circle, a resource recovery program developed with ANEW, to help customers extend the life cycle of surplus furniture, fixtures and equipment (FF&E) in an economically, socially and environmentally responsible manner.
- Our goal is to encourage all manufacturers in the contract furniture industry and related industries to adopt standards that will lead to sustainable products and practices.

*For more information about Knoll and sustainable design, visit [knoll.com/environment](http://knoll.com/environment).*

All Knoll Office Seating is GREENGUARD and GREENGUARD Gold certified.

All KnollExtra® products are GREENGUARD certified.

Visit [GREENGUARD.org](http://GREENGUARD.org) for more information and to find printable certificates for Knoll Office Seating that can be used for verification and LEED® submission.

GREENGUARD provides the only guide to certified low-emitting interior products and building materials. Its goal is to help building owners and managers, architects, interior designers and product specifiers build and furnish healthier offices, hospitals, schools and homes by providing a register of tested and certified low-emitting products and materials.

GREENGUARD certification is recognized by the U.S. Green Building Council's LEED® Program. Air Quality Science, an independent indoor air quality laboratory, tests products submitted for certification using stringent environmental chamber testing protocols and current indoor air quality standard. Certification is administered by the GREENGUARD Environmental Institute (GEI), an industry-independent, non-profit organization.

GREENGUARD Gold certification complies with the State of California's Department of Health Services Standard Practice (CA Section 01350) for testing chemical emissions from building products used in schools, offices and other sensitive environments. Certified products can contribute to achieving credits in the CHPS Best Practices Manual for K-12 schools, the LEED® Green Building Rating System, Green Guide for Healthcare™, NAHB Green Building Guidelines, Green Globes, Regreen and numerous other local authorities' green building codes.

Knoll Office Seating and KnollExtra® products can contribute to achieving LEED® credits. GREENGUARD-tested and certified office furniture is required for Credit 4.5 in the LEED-CI Indoor Environmental Quality section.

#### GREENGUARD Certification Program

- Internationally recognized for evaluating product emissions and certifying building materials, furnishings, finishes and cleaning products and processes that meet stringent indoor air quality criteria defined by GEI.
- Products undergo rigorous, third-party testing to determine their impact on indoor air pollution with requirements for ongoing testing and verification.
- Certification confirms a manufacturer's environmental responsibility, and signifies their environmental achievements through independent, third-party testing and verification.
- GREENGUARD Certified products are recommended by leading sustainable building programs, including:
  - U.S Green Building Council's (USGBC) LEED Rating System,
  - National Association of Home Builders (NAHB) Green Building Guidelines,
  - Green Guide for Health Care (GGHC),
  - Collaborative for High Performance Schools (CHPS) Best Practices Manual,
  - New York City Department of Design and Construction Sustainable Design Specifications, among others.



---

## Use the Following Addresses

If you would like to send a standard lead time order to our order entry department, please use the following address:

*For North American orders:*  
Knoll, Inc.  
1235 Water Street  
East Greenville, PA 18041  
Attn: Order Entry

Fax: 215 679-1788  
Tel: 800 343-KNOLL

All accepted orders will be confirmed in writing on the Knoll standard order confirmation form.

## For More Information

For complete Knoll Selling Policy and warranty information, please refer to page 79 of this price list.

For additional information on Knoll Office Seating, contact your Knoll representative, a Knoll dealer, or telephone Customer Services at 800 343-KNOLL.

---

**Generation by Knoll®**

Dark finish, plastic base p. 22



Dark finish, aluminum base, p. 22




---

Light finish, plastic base, p. 22



Light finish, aluminum base, p. 22




---

**ReGeneration by Knoll®**

Flex Back Net, p. 28



Fully upholstered, p.30




---

**Chadwick™**

Task, p. 36




---

**RPM®**

Basic control, p. 44



Advanced control, p. 46



---

**Essentials Work Chairs™**

EWC Pro™ mid-back task, p. 56



---

EWC Tech™ task, p. 62



---

EWC Sport™ task, p. 68






---

**Moment™**

Side, p. 74



control	illustration	description	application
Weight-Compensated Control with Synchronized Recline		360° swivel; uses body weight in seat as counterbalance for recline resistance, the chair is perfectly adjusted by sitting in it — no adjustment necessary; promotes movement and balance; preference control accommodates a wider range of users.	Generation by Knoll work chairs
Synchronized Tilt Control		360° swivel; back and seat recline in one synchronized movement to support the user's back throughout the recline. As back reclines, the seat drops down slightly, relieving pressure points.	RPM task chairs (basic and advanced controls)  Chadwick task chairs (tilt stop and basic controls)  Essentials Work Chairs task versions
Swivel Tilt Control		360° swivel; seat and back tilt at the same ratio at a pivot point under the middle of the seat.	Essential Work Chairs task versions

## Fabric Application

The application of the KnollTextiles collection to Knoll Office Seating provides the broadest and most exciting selection of standard fabrics in the contract furniture industry.

Developed in collaboration with leading designers, KnollTextiles upholstery harmonizes pattern, color and texture in the Modernist tradition. Choose from a wide selection of fabrics that are appropriate for corporate, hospitality, and healthcare use, ranging from natural fibers such as wool and cotton, to high performance options like Crypton® fabrics. Visit KnollTextiles.com to search the online database.

Fabrics are grouped into categories referred to as “grades.” The selection of approved fabrics varies by product.

## Always check with KnollTextiles for textile changes or new applications on seating.

Visit KnollTextiles.com and click on “Textile Matrices” to find the link to the most up-to-date Seating Approval Matrix.

## Performance Upholstery Fabrics

KnollTextiles offers a wide selection of high durability and high performance fabric options. For excellent stain resistance, choose from upholstery products with a Nano-Tex™ finish. For a complete moisture barrier, so that nothing penetrates the fabric into the cushion, you can select from among Crypton® stain, moisture, odor and bacteria resistant fabrics. In addition, there are bleach-cleanable upholstery products, such as vinyl and solution-dyed nylon. Visit KnollTextiles.com and click on “Upholstery” or “Technical Documents” for details.

**Nano-Tex™ and Teflon®:** Both Nano-Tex and Teflon provide additional performance - spill and stain protection - and come stocked on a number of fabrics. These finishes can also be applied to dozens of KnollTextiles fabrics for an upcharge and additional lead time. For moisture barrier, we also offer Crypton and Gore and Nano-Tex with DuraBlock.

**Crypton®:** KnollTextiles stocks over a dozen patterns with Crypton. It has a moisture barrier plus stain, odor and bacteria resistance, to protect the fabric and the cushion.

## Nano-Tex® with DuraBlock™:

Nano-Tex with DuraBlock provides a durable moisture barrier with a soil and stain resistant topical treatment. Even under high pressure, no liquid can travel through the treatment into the cushion. This finish option is stocked on some products and can be added to many existing KnollTextiles upholstery fabrics for an additional upcharge and lead time.

## Environmental Options

KnollTextiles offers dozens of upholstery patterns with recycled content or natural fiber. Included in the line is a selection of 100% recycled upholstery fabrics that have no added backing or finish, and are also recyclable at the end of their use. Visit KnollTextiles.com and click on “Environmental Fabrics” for details.

## California Technical Bulletin 133 (Cal 133)

Cal 133 is a flammability test procedure for seating furniture for use in public occupancies. Testing must be performed on the designated seating unit and textile together. Component data alone cannot be used to certify compliance with the regulation. Under Cal 133, one cannot assume that seating or textiles that have passed individually will pass together.

## Cal 133 (cont.)

Many Knoll Office Seating products can be specified to comply with Cal 133. Applicable upcharge and specification rules are listed on the respective price list page. Chadwick is Cal 133 approved standard. Please refer to the textile matrix for pre-approved Cal 133 upholstery options for the following chairs:

Sapper  
Open Up (side chair only)  
Life  
RPM  
Essentials Work Chairs

If any other KnollTextiles fabric or COM is desired, Knoll will test the compliance of the specified fabric on the specified chair. The cost of the test will be the price of the chair in the specified fabric plus \$520. The additional fee is to cover the cost of the test. Please see the respective price list page for yardage requirements. The process time for test results is 4-8 weeks. Contact your Knoll customer service representative at 800 343-KNOLL for further test processing instructions.

	Soil & Stain Resistance		Moisture Barrier Plus Soil & Stain Resistance	
	Teflon®	Nano-Tex®	Crypton®	Nano-Tex® with DuraBlock™
Soil and Stain Resistant Topical Treatment	Yes (Topical)	Yes (Immersion)	Yes	Yes
Water Repellant Finish	No	Yes	Yes	Yes
Moisture Resistant Backing/Barrier	No	No	Yes *	Yes
Breathable	Yes	Yes	Yes	Yes
Microbial Resistant	No	Yes	Yes	Yes
Fabrics Stocked with Finish	Some	Some	Yes	No
Minimum Yardage on Non-Stocked Fabrics	5	5	n/a	5

**\*Please Note:** The moisture resistant backing/barrier on Crypton fabrics is compromised in the Cal 133 lamination process and is therefore not covered under warranty when specified as Cal 133.

Knoll is pleased to cooperate with Customer's Own Material (COM) or Customer's Own Leather (COL) selections after they have been approved by Knoll.

Please refer to the table below for COM process overview. See price list pages for specific chair information. For additional information see Customer's Own Material section in the Selling Policy.

Seating	Pre-Approval				Application Testing		
	Color Specific Testing?	Send to CSR/PM:	Process Time	Application Test Required?	Requires:	Yardage Required for Test	Process Time
Generation by Knoll	No	COM Seating Form & Memo Sample	2-3 days	No*			
RPM	No	COM Seating Form & Memo Sample	2-3 days	Yes	25 chair minimum order OR PO for \$300	1.5	2-3 weeks
Moment	No	COM Seating Form & Memo Sample	2-3 days	No*			
Essentials Work Chairs	No	COM Seating Form & Memo Sample	2-3 days	No*	25 chair minimum order OR PO for \$100	1	2-3 weeks

\*Guideline only – subject to the discretion of the production floor.

#### Cal 133 COM Process Overview

If COM is desired, the fire barrier must be attached when fabric arrives at Knoll. Intek F187 fire barrier is recommended. Knoll will test the compliance of the specified fabric on the specified chair. The cost of the test will include the price of the chair and COM fabric plus \$520. The fee is to cover the cost of the test. Please see respective price list page for yardage requirement. The process time for test results is 4-8 weeks. Contact your Knoll Customer Service Representative at 800-343-KNOLL (5665) for further test processing instructions.

Textile Name	Grade	Direction	Part #	EWC Pro & EWC Tech Task	EWC Sport	Generation by Knoll
Abacus	B	NR	K715	■ ♣	■ ♣	■ ♣
Alignment	A	NR	K349	■ ♣	■ ♣	■ ♣
Arno	H	NR*	K128	■	■	○
Atelier	F	NR	K1607	■	■	■
Atlas	C	NR*	K1236	■ **	○	■
Axiom	C	NR	K1650	■	○	○
Backdrop	B	NR*	W302	■ **	○	○
Bank Shot	B	NR*	K134	○	○	○
Baxter	C	NR	K1557	■	■	■
Beacon	A	NR	W1597	○	○	■
Belize	B	NR	K1165	■	■	■
Biota	C	NR	K1297	■ ** ^	■	■ ♣
Biscayne	F	NR	K1771	■	■	■
Bistro	B	NR	K1775	■ ** ♣	■ ♣	■ ♣
Bocce	A	NR	K1255	■	■	■ ♣
Calais Cotton Velvet	F	NR	K787	○	○	○
Cameo	B	NR	K1443	■	■	■
Cat's Cradle	A	NR	K1290	■ **	■	■ ♣
Cato	I	RR	KH800	○	○	○
Cavalier	D	NR	K217	■ **	■	■
Century	F	NR	K1051	■ **	■	■
Chance	A	NR	K1552	■	■	■
Charm	C	NR	K1049	■ **	■	■
Chroma	B	NR	K345	■ ** ♣	■ ♣	■
Chronicle	B	NR	K1525	■ ♣	■ ♣	■ ♣
Circa	C	NR	K1054	■ **	■	■
Classic Boucle	C	NR*	K162	■	■	■
Close Knit	B	NR	K201	■	■	■
Coco	F	NR	K1024	■	■	■
Common Ground	A	NR*	K448	■ ** ♣	■ ♣	■ ♣
Commuter Cloth	A	NR	K1778	■ ♣	■ ♣	■ ♣
Compass CR	D	NR	HC1183	■ **	■	■
Cornaro	F	NR	K1320	■	■	■
Coterie	D	NR	K1564	○	○	○
Cricket	C	NR	HC1279	■ **	■	○
Cross Stitch	E	NR	K1026	■	■	■
Cuddle Cloth	F	NR*	K231	■	■	■
Dahlia CR	C	NR	HC1660	■	■	■
Dovetail	B	NR	K1150	■ ** ♣	■ ♣	■ ♣
Dristi	A	NR*	K872	■	■	■
Durand	C	NR	K1885	■	■	■
Dynamic	I	NR	K1617	■	■	■
Earthwork	C	NR	K1238	■	■	■ ♣
Echo	C	NR	K1019	■	■	■
Eclat Weave	D	NR	K1104	■ **	■	■
Empire Stripe	C	NR	K1025	■ **	○	○
Enmesh	C	NR	K1092	■ ♣	■ ♣	■ ♣
Entourage	C	NR	K1389	■ ** ♣	■ ♣	■

■=Available

○ =Not Available

♣=Cal 133 Pre-approved

\*=Can be Railroad Cut

\*\*=Not available with upholstered outer back

Textile Name	Grade	Moment	ReGeneration by Knoll Seat	ReGeneration by Knoll Inner Back	RPM Task
Abacus	B	■ ♣	■ ♣	■ ♣	■ ♣
Alignment	A	■ *** ♣	■ ♣	■ ♣	■ ♣
Arno	H	■ *** ♣	○	○	■ ♣
Atelier	F	■	■	■	■
Atlas	C	■	■	■	■
Axiom	C	○	○	○	○
Backdrop	B	○	○	○	○
Bank Shot	B	■ ♣	○	○	○
Baxter	C	■	■	■	■
Beacon	A	■	○	○	■
Belize	B	■	■	■	■
Biota	C	■	■ ♣	■ ♣	■
Biscayne	F	■	■	■	■
Bistro	B	■ ♣	■ ♣	■ ♣	○
Bocce	A	■	■ ♣	■ ♣	■
Calais Cotton Velvet	F	○	○	○	○
Cameo	B	■	■	■	■
Cat's Cradle	A	■	■ ♣	■ ♣	■
Cato	I	○	○	○	■
Cavalier	D	■ ♣	■	■	■ ♣
Century	F	■	■	■	■
Chance	A	■	■	■	■
Charm	C	■ ♣	■	■	■
Chroma	B	■ ♣	■	■	■ ♣
Chronicle	B	■ ♣	■ ♣	■ ♣	■
Circa	C	■	■	■	■
Classic Boucle	C	■	■	■	■ ♣
Close Knit	B	■	■	■	■
Coco	F	○	■	■	■
Common Ground	A	■ ♣	■	■	■ ♣
Commuter Cloth	A	■ ♣	■ ♣	■ ♣	■ ♣
Compass CR	D	■	■	○	■
Cornaro	F	■	■	■	■
Coterie	D	○	○	○	○
Cricket	C	○	○	○	○
Cross Stitch	E	■ ♣	■	■	■ ♣
Cuddle Cloth	F	■	■	■	■
Dahlia CR	C	■ ♣	■	■	■
Dovetail	B	■ ♣	■ ♣	■ ♣	○
Dristi	A	○	■	■	■
Durand	C	■	■	■	■
Dynamic	I	■ ♣	■	■	■
Earthwork	C	■ ♣	■ ♣	■ ♣	■
Echo	C	■ ♣	■	■	■
Eclat Weave	D	■	■	■	■
Empire Stripe	C	■	○	○	○
Enmesh	C	■ ♣	■ ♣	■ ♣	■
Entourage	C	■ ♣	■	■	■ ♣



Textile Name	Grade	Direction	Part #	EWC Pro & EWC Tech Task	EWC Sport	Generation by Knoll
EWC Sport	A	ND	K1196	■ **	■ ♣	○
Fable CR	C	RR	HC1122	■ **	■	■
Fast Forward	B	NR*	W301	■ **	■	○
Ferry	B	NR*	K1697	■	■	■
Fibra	C	NR	K1105	■ **	■	■
Foil Rap	A	NR	W535	○	○	○
Forza	B	NR*	K584	○	○	○
Fox Trot CR	C	NR	HC777	■	■	■
Framework	B	NR	K1447	■ ♣	■ ♣	■
Gala II	B	NR	K1520	■ ** ♣	■ ♣	■ ♣
Gibson	G	NR	K1086	■ **	■	■
Glider	F	NR	K1717	■	■	■
Grande	B	NR*	K180	■ **	■	■
Grandview	B	NR	K1463	■	■	■
Greenwich	C	NR	K1753	■	■	■
Groove Line	F	NR	K488	■	■	■
Haiku	H	NR	K1479	■	■	■
Harrison	D	NR	K1084	■ **	■	■
Haze	G	NR	K109	■	■	■
Heavy Metal	A	NR	W539	○	○	○
Highline CR	C	NR	HC1064	■ **	■	■
Hive	B	NR	K1694	○	○	○
Hologram	D	NR	K500	■ ** ♣	■ ♣	■
Hourglass	A	NR	K1523	■	■	■
Hudson	C	NR	K1765	■	■	■
Hula Hoop	C	NR	K753	■ **	■	■
Icon	F	NR	K1028	■	■	■
Ilkat Square	E	NR	K1703	■	■	■
Ilkat Stripe	D	NR	K1701	■	■	■
Intrigue	F	NR	K1551	■	■	■
Journey	B	NR	K1806	■ ♣	■ ♣	■
Jubilee	F	NR	K1445	■ **	■	■
Katazome	E	NR	K1459	■ **	■	■
Kimono	E	NR	K1174	■ **	■	■
Kinabalu	G	NR	K1800	■	○	■
Kinship	F	NR	K1465	■	■	■
Knoll Felt	B	NR	K1207	■	■	■
Knoll Hopsack	B	NR	K1206	■	■	■
Knoll Velvet	I	RR	K784	○	○	○
Kora CR	C	NR	HC1010	■ **	■	■
Legend CR	C	NR	HC1124	○	○	○
Lore CR	C	NR	HC1123	■ ** ^	■	■
Lyric	B	NR	K698	■	■	■
Mamba	E	NR	K549	■	■	■
Mariner	A	NR*	K642	■ **	■	■
Marquee	E	NR	K1608	■	■	■
Masquerade	D	NR	K806	■	■	■
Menagerie	D	NR	K1322	■	■	■

■ = Available

○ = Not Available

♣ = Cal 133 Pre-approved

\* = Can be Railroad Cut

\*\* = Not available with upholstered outer back

Textile Name	Grade	Moment	ReGeneration by Knoll Seat	ReGeneration by Knoll Inner Back	RPM Task
EWC Sport	A	○	○	○	○
Fable CR	C	■	■	■	■
Fast Forward	B	○	○	○	○
Ferry	B	■	■	■	■
Fibra	C	■ <sup>△</sup>	■	■	■
Foil Rap	A	○	○	○	○
Forza	B	○	○	○	○
Fox Trot CR	C	■	■	■	■
Framework	B	■ <sup>△</sup>	■	■	■ <sup>△</sup>
Gala II	B	■ <sup>△</sup>	■	■	■ <sup>△</sup>
Gibson	G	■ <sup>△</sup>	■	■	■
Glider	F	■	■	■	■
Grande	B	■	■	■	■
Grandview	B	■	■	■	■
Greenwich	C	■	■	■	■
Groove Line	F	■	■	■	■
Haiku	H	■	■	■	■
Harrison	D	■ <sup>△</sup>	○	○	■
Haze	G	■	■	■	■
Heavy Metal	A	○	○	○	○
Highline CR	C	■	■	■	■
Hive	B	○	○	○	○
Hologram	D	■	■	■	■
Hourglass	A	■	■	■	■
Hudson	C	■	■	■	■
Hula Hoop	C	■	■	■	■
Icon	F	■ <sup>△</sup>	■	■	■
Ilkat Square	E	■	■	■	■
Ilkat Stripe	D	■	■	■	■
Intrigue	F	■	■	■	■
Journey	B	■ <sup>△</sup>	■	■	■
Jubilee	F	■	■	■	■
Katazome	E	■	■	■	■
Kimono	E	■ <sup>△</sup>	■	■	■
Kinabalu	G	○	○	○	■
Kinship	F	■ <sup>△</sup>	■	■	■ <sup>△</sup>
Knoll Felt	B	■ <sup>△</sup>	■	■	■ <sup>△</sup>
Knoll Hopsack	B	■ <sup>△</sup>	■	■	■ <sup>△</sup>
Knoll Velvet	I	○	○	○	○
Kora CR	C	■	■	■	■
Legend CR	C	○	○	○	○
Lore CR	C	■	■	■	■
Lyric	B	■	■	■	■
Mamba	E	■	■	■	■
Mariner	A	■ <sup>△</sup>	■	■	■
Marquee	E	■ <sup>△</sup>	■	■	■
Masquerade	D	■	■	■	■
Menagerie	D	■	■	■	■

Textile Name	Grade	Direction	Part #	EWC Pro & EWC Tech Task	EWC Sport	Generation by Knoll
Metro	C	NR	K1018	■ **	○	○
Milestone	C	NR	K1886	■ **	■	■
Mini Stitch	B	RR	K1130	■ ** ♣	■ ♣	■ ♣
Mod Plaid	F	NR	K1630	■	■	■
Monarch	A	NR	K1149	■ ♣	■ ♣	■ ♣
Moto CR	C	NR	HC1002	■ ♣	■ ♣	■
Night Life	B	NR	K181	■	○	■
Noble	C	NR	K1556	■	■	■
Nonchalant CR	B	NR	HC198	○	○	■
Obi	D	NR	K1175	■	■	■
Origins	D	NR	K1700	■	■	■
Panache CR	C	NR	HC1047	■ **	■	■
Paradigm	B	NR	K1101	■	■	■
Parasol	C	NR	HC1257	■ **	■	○
Pogo	B	NR	K1100	■ ** ♣	■ ♣	○
Pony Up	C	RR	K1323	○	○	■ ♣
Pop	B	NR *	K782	■ **	■	○
Prep	A	NR	K1076	■ **	■	■ ♣
Presto	A	NR	K1000	■ ♣	■ ♣	■ ♣
Prompt	C	NR	K1505	○	○	■
Quark	C	NR	K781	■	■	■
Ransom	B	NR	K1298	■	■	■ ♣
Rattan	G	NR*	K138	■ **	■	■
Regard CR	C	NR	HC1063	○	○	■
Ricochet	B	NR*	K498	■ ♣	■ ♣	■ ♣
Rio	C	NR	K1164	■ **	■	■
Rivington	F	NR	K1080	■	■	■
Roam	B	NR	K1657	■	■	■
Roundtrip	C	NR	K1430	■ ** ♣	■ ♣	■
Rush Hour	B	NR	K1824	■	■	■
Sahara	C	NR	HC1269	■	■	○
Sandpiper	C	NR	HC1258	○	■	■
Satellite	D	NR*	K503	■	■	■
Sequin CR	C	NR	HC1009	■	■	■
Serendipity	G	NR	K1528	■	■	■
Sherman	E	RR	K1789	■	■	■
Shima	E	NR	K1468	○	○	○
Sinclair	C	NR	K1555	■	■	■
Smart	C	NR	K1268	■	■	■
Soiree	B	NR	K1616	■ ♣	■ ♣	■ ♣
Soliloquy	A	NR	K1458	■ **	■	■
Sonnet	A	NR	K1460	■ ♣	■ ♣	■ ♣
Soon	F	NR	K1787	■ **	○	○
Spark	B	NR	K1075	■	■	■ ♣
Spectator	C	NR	K1391	■ ** ♣	■ ♣	■
Spencer	G	NR	K1106	■ **	○	■
Spot On	C	NR	K1324	■	■	■
Spotlight	B	NR	K772	■	■	■

■ = Available

○ = Not Available

♣ = Cal 133 Pre-approved

\* = Can be Railroad Cut

\*\* = Not available with upholstered outer back

Textile Name	Grade	Moment	ReGeneration by Knoll Seat	ReGeneration by Knoll Inner Back	RPM Task
Metro	C	■ *** 🔥	○	○	■
Milestone	C	■	○	○	■
Mini Stitch	B	■ 🔥	■ 🔥	■ 🔥	■ 🔥
Mod Plaid	F	■	■	■	■
Monarch	A	■ 🔥	■ 🔥	■ 🔥	■ 🔥
Moto CR	C	■	■	■	■
Night Life	B	■	■	■	■
Noble	C	■	■	■	■
Nonchalant CR	B	○	○	○	■
Obi	D	■ 🔥	■	■	■
Origins	D	■	■	■	■
Panache CR	C	■	■	■	■
Paradigm	B	■ 🔥	■	■	■
Parasol	C	■	○	○	○
Pogo	B	■ 🔥	○	○	○
Pony Up	C	■	■ 🔥	■ 🔥	■
Pop	B	○	○	○	■
Prep	A	■ 🔥	■ 🔥	■ 🔥	○
Presto	A	■ 🔥	■ 🔥	■ 🔥	■ 🔥
Prompt	C	■	○	○	○
Quark	C	■	■	■	■
Ransom	B	■	■ 🔥	■ 🔥	■
Rattan	G	■	■	■	■
Regard CR	C	■	■	○	○
Ricochet	B	■ 🔥	■ 🔥	■ 🔥	■
Rio	C	■	■	■	■
Rivington	F	■	■	■	■
Roam	B	■	■	■	■
Roundtrip	C	■ 🔥	■	■	■ 🔥
Rush Hour	B	■	■	■	■
Sahara	C	■	○	○	○
Sandpiper	C	■	■	■	■
Satellite	D	■ 🔥	■	■	■
Sequin CR	C	■	■	■	■
Serendipity	G	■	■	■	■
Sherman	E	■	■	■	■
Shima	E	○	○	○	○
Sinclair	C	■	■	■	■
Smart	C	■	■	■	○
Soiree	B	■ 🔥	■ 🔥	■ 🔥	■ 🔥
Soliloquy	A	■	■	■	■
Sonnet	A	■ 🔥	■ 🔥	■ 🔥	■
Soon	F	■	○	○	○
Spark	B	■ 🔥	■ 🔥	■ 🔥	■ 🔥
Spectator	C	■ 🔥	■	■	■ 🔥
Spencer	G	○	■	■	○
Spot On	C	■	■	■	■
Spotlight	B	■	■	■	■

Textile Name	Grade	Direction	Part #	EWC Pro & EWC Tech Task	EWC Sport	Generation by Knoll
Spree	B	NR	K1600	■ ♣	■ ♣	■ ♣
Stacks	A	NR	K528	■	■	■ ♣
Star Struck	C	NR	K1048	■ **	■	■
Stepping Stones	C	RR	K346	■ **	■	■
Sutton	B	NR	K1750	■ ♣	■ ♣	■
Swing	C	NR	K479	■	■	■
Synth	B	NR	K1693	■ ♣	■ ♣	■ ♣
Theory	D	NR	K1656	○	○	○
Tilden	C	NR	K1779	○	○	■
Topography	F	NR	K1052	■	■	■
Totem	F	NR	K1561	■	■	○
Transition	C	NR	K816	■ ** ♣	■ ♣	■ ♣
Treble CR	C	NR	HC1062	■	■	■
Trophy	A	NR	K1709	■ ♣	■ ♣	■ ♣
Tryst	E	NR	K1522	■	○	■
Turner	G	NR	K1820	○	○	■
Tweed Frieze	F	NR	K754	○	○	○
Ultrasuede	G	NR	K1021	■ ** ♣	■ ♣	■ ♣
Una	F	NR	K451	○	○	○
Utmost	B	NR	K1325	■ **	○	○
Utrillo	G	NR	K1807	■	■	■
Venue	B	NR	K1558	■	■	■
Versa	B	NR*	K1698	■ ♣	■ ♣	■ ♣
Vibe	C	NR*	K1029	○	○	■
Vinyl	B	ND	K242	■ **	○	○
Whip	E	NR	K1386	■ ^	■	■
Wide Angle	B	NR	K244	■ ♣	■ ♣	■ ♣
Zari CR	C	NR	HC1008	■ **	■	■
Zipline	B	NR	K1448	■ ** ♣	■ ♣	■
Zoom	D	NR	K113	■ ** ♣	○	■

■=Available

○ =Not Available

♣=Cal 133 Pre-approved

\*=Can be Railroad Cut

\*\*=Not available with upholstered outer back

Textile Name	Grade	Moment	ReGeneration by Knoll Seat	ReGeneration by Knoll Inner Back	RPM Task
Spree	B	■ ▲	■ ▲	■ ▲	■ ▲
Stacks	A	■	■ ▲	■ ▲	■
Star Struck	C	■ ▲	■	■	■
Stepping Stones	C	■	■	■	■
Sutton	B	○	○	○	■
Swing	C	■	■	■	■
Synth	B	■ ▲	■ ▲	■ ▲	■ ▲
Theory	D	○	○	○	○
Tilden	C	■	○	○	○
Topography	F	■	■	■	■
Totem	F	■	○	○	○
Transition	C	■ ▲	■ ▲	■ ▲	■ ▲
Treble CR	C	■	■	■	■
Trophy	A	■ ▲	■ ▲	■ ▲	■
Tryst	E	○	○	○	■
Turner	G	■	■	■	○
Tweed Frieze	F	○	○	○	○
Ultrasuede	G	■ ▲	■ ▲	■ ▲	○
Una	F	○	○	○	○
Utmost	B	■	○	○	■
Utrillo	G	■ ▲	■	■	■
Venue	B	■	■	■	■
Versa	B	■ ▲	■ ▲	■ ▲	■ ▲
Vibe	C	■	■	■	■
Vinyl	B	○	○	○	■
Whip	E	■ ▲	■	■	■
Wide Angle	B	○	■ ▲	■ ▲	■
Zari CR	C	■	■	○	■
Zipline	B	■ ▲	■	■	■ ▲
Zoom	D	■ *** ▲	■	■	○

For the ultimate in comfort, durability, and prestige, many Knoll Office Seating products can be upholstered in Spinneybeck leathers.

Spinneybeck leathers are made from the top 2% of the world's finest hides, inspected numerous times during production.

After tanning, all Spinneybeck leathers are drum-dyed, a time-consuming procedure which ensures color penetration throughout the hide. Then each hide is finished in the manner which will best bring out its individual character.

Spinneybeck leathers are all full-grain aniline drum-dyed products imported from Italy.

The following Spinneybeck leathers are approved for application on Knoll Office Seating products. Leathers are grouped into five price categories referred to as "grades." The selection of approved leathers varies by product. Please refer to the pricing page for each product line for more information.

Square footage requirements for Customer's Own Leather (COL) are listed on each chair's pricing page. Please refer to COM Seating Process Overview for further information regarding COL.

For further information, call Spinneybeck at 1 800 482-7777.

### Grades

#### T

Vicenza

### Characteristics

Finished cowhide, corrected grain that is slightly raised.

#### U

Verona

Volo

Finished cowhide, corrected grain and raised texture.

Finished cowhide, corrected grain, slightly raised grain texture.

#### V

Acqua

Andes

Embossed

Tipped

España

Hand Tipped

Maremma

Velluto Pelle

Water-repellent finished cowhide, corrected grain, slightly raised grain texture.

Slightly pronounced grain, finished cowhide and enhanced grain.

Corrected grain, aniline dyed, two-tone, heavily finished leathers breathable protective finish.

Smooth, tight grain cowhide; breathable, protective finish, enhanced grain.

Two-toned leather, lightly finished cowhide, pronounced pebble grain texture.

Full grain textured suede with impregnated soil-resistant treatment.

Slightly pronounced grain, finished cowhide and enhanced grain.

#### W

Alaska

Amazon

Antique

Arizona

Derby

Forte

Lucente

Sabrina

Pearlized-iridescent protective finish cowhide, full grain with smooth texture.

Mid-weight, full grain cowhide; colors of the Amazonian jungle, raised grain texture.

Smooth tight grain cowhide, lightly antiqued to produce an elegant patina, enhanced grain .

Full grain, lightly finished kip; ironed for tight, smooth texture, glove-like hand.

Combination-tanned cowhide; full grain, lightly finished and raised grain texture.

High performance, full grain leather with slightly pronounced grain texture.

Smooth, very tight grain cowhide; subtle sheen; light casein finish.

Smooth, tight and full grain cowhide with a breathable protective finish.

#### X

Ducale

Ducale Velour

Embossed shrunken grain cowhide with protective finish, full grain.

Full grain-sueded cowhide, embossed shrunken grain, scotch-guarded.

#### Y

Capri

Cervo

Copenhagen

Cordovan

Distressed

Lucca

Marissa

Portofino

Prima

Riva

Saddle

Salon

Chrome-free, light protective finish, full grain cowhide.

Full aniline, cowhide, pronounced grain texture, extremely soft and supple hand.

Full aniline, 100% vegetable tanned leather, full grain.

Aniline-dyed cowhide, light waxy finish, supple hand, full grain.

Aniline-dyed, paraffin wax final ironing process with a smooth finish, and full grain.

Grain sueded, aniline dyed, velvety suede surface.

Grain-sueded cowhide, smooth suede grain with soil resistant treatment.

Full grain, lightly finished cowhide with a pronounced raised texture.

Full aniline, special oils provide a very elegant and supple hand.

Slightly pronounced grain texture, water-repellent, full grain.

Full aniline, smooth very tight grain surface takes on a rich patina over time.

Full aniline cowhide, ironing process provides a lustrous sheen of traditional leathers.

Leather Name	Grade	Part #	EWC Pro & EWC Tech Task	EWC Sport	Generation by Knoll
Acqua	V	AU	■ ♣	■ ♣	■ ♣
Alaska	W	AL	■ ♣	■ ♣	■ ♣
Amazon	W	AM	○	○	■
Andes	V	AD	■ ♣	■ ♣	■ ♣
Antique	W	AQ	■ ♣	■ ♣	■ ♣
Arizona	W	AR	■	■ ♣	■ ♣
Capri	Y	CP	○	○	■
Cervo	Y	CV	■	■	■
Copenhagen	Y	CO	■**	■	■
Cordovan	Y	CD	○	○	■ ♣
Derby	W	DE	○	○	■
Distressed	Y	DT	■**	■	■
Ducale	X	DL	○	○	■
Ducale Velour	X	DV	○	○	■
Embossed Tipped	V	ET	○	○	■ ♣
España	V	ES	■ ♣	■ ♣	■ ♣
Forte	W	FE	■ ♣	■ ♣	○
Hand Tipped	V	HT	○	○	■
Lucca	Y	LC	○	○	■
Lucente	W	LU	○	○	○
Maremma	V	MM	○	○	■
Marissa	Y	MA	■ ♣	■ ♣	■ ♣
Portofino	Y	PT	○	○	○
Prima	Y	PR	■ ♣	○	■ ♣
Riva	Y	RA	■	■ ♣	■ ♣
Sabrina	W	SA	■ ♣	■ ♣	■ ♣
Saddle	Y	SL	○	○	○
Salon	Y	SN	○	○	■
Velluto Pelle	V	VP	■ ♣	■ ♣	■ ♣
Vicenza	T	VZ	■	■ ♣	■ ♣
Volo	U	VO	■ ♣	■ ♣	■ ♣




Leather Name	Moment	ReGeneration by Knoll Seat	ReGeneration by Knoll Inner Back	RPM Task
Acqua	■ ♣	■ ♣	■ ♣	■
Alaska	■ ♣	■ ♣	■ ♣	■
Amazon	■ ♣	■	■	○
Andes	■ ♣	■ ♣	■ ♣	■
Antique	■ ♣	■ ♣	■ ♣	■
Arizona	■ ♣	■ ♣	■ ♣	■
Capri	■ ♣	■	■	■
Cervo	■	■	■	■
Copenhagen	■ ♣	■	■	■
Cordovan	■ ♣	■ ♣	■ ♣	■
Derby	■ ♣	■	■	■
Distressed	■ ♣	■	■	■
Ducale	○	■	■	○
Ducale Velour	○	■	■	○
Embossed Tipped	■ ♣	■	■	○
España	■ ♣	■ ♣	■ ♣	■
Forte	■ ♣	○	○	○
Hand Tipped	■ ♣	■	■	○
Lucca	■	■	○	○
Lucente	○	○	○	○
Maremma	■ ♣	■	■	○
Marissa	■ ♣	■ ♣	■ ♣	○
Portofino	■ ♣	○	○	○
Prima	■ ♣	■ ♣	■ ♣	○
Riva	■ ♣	■ ♣	■ ♣	○
Sabrina	■ ♣	■ ♣	■ ♣	■
Saddle	○	○	○	○
Salon	■ ♣	■	■	○
Velluto Pelle	■ ♣	■ ♣	■ ♣	■
Vicenza	■ ♣	■ ♣	■ ♣	■
Volo	■ ♣	■ ♣	■ ♣	■


Any of our leather grades may be perforated with any of the patterns shown below to create a crisp, contemporary look.

Perforated Leather is a specialty product, available only on a custom order basis. Please use pattern numbers below.


Perforated Leather is available in half hides only. Not recommended on outside back applications (e.g. Bulldog)




Pattern #330  
.052 in. diameter  
diagonal pattern  
12 holes per square inch



Pattern #457  
.052 in. diameter  
diagonal pattern  
21 holes per square inch




Pattern #1875  
.052 in. diameter  
straight pattern  
25 holes per square inch



Pattern #560  
.052 in. diameter  
staggered pattern  
22 holes per square inch




Pattern #280 \*  
.052 in. diameter  
staggered pattern  
7 holes per square inch




Pattern #560-85  
.085 in. diameter  
staggered pattern  
20 holes per square inch



Pattern Multiple Diamond  
.052 in. diameter  
tri-star pattern  
18 holes per square inch








Pattern #825  
.050 in. diameter  
diagonal pattern  
75 holes per square inch




Pattern #419 Mini Perf  
.052 in. diameter  
straight pattern  
70 holes per square inch

\* Not available on Parachute, Soho, Bulldog One-piece, RPM

Generation by Knoll®  
work chair

	model	description	pattern no.
<i>Designer(s):</i> Formway Design, 2009	armless	plastic base, standard cylinder, no optional lumbar, hard casters	<b>11-1-NA-2-S-X-HC-ASMQ</b>
<i>Award(s):</i> NeoCon Gold, Best of NeoCon, Task Chair - Seating, June 2009, USA Best of Year Award, <i>Interior Design</i> , Seating: Contract/Task, December 2009, USA GOOD DESIGN Award, Chicago Athenaeum, 2009, USA Product of the Year: Workplace Seating, FX International Interior Design Awards, November 2010, UK Middle East Office, Exhibition Gold Award, 2010			
	fixed arms	plastic base, standard cylinder, no optional lumbar, hard casters	<b>11-1-FA-2-S-X-HC-ASMQ</b>
			
	height adjustable arms	plastic base, standard cylinder, no optional lumbar, hard casters	<b>11-1-HA-2-S-X-HC-ASMQ</b>
			
	high performance arms	plastic base, standard cylinder, no optional lumbar, hard casters	<b>11-1-HP-2-S-X-HC-ASMQ</b>
			

Order Code	Ordering Information	Options
<i>Example:</i> <b>11-1-HP-2-S-X-HC-ASMQ-DK-01-USF-GENU01</b>	<i>Specify:</i> 1. Pattern number 2. Finish color 3. Flex Back Net color 4. Seat foam 5. Seat textile	<i>Lumbar Option:</i> For height adjustable lumbar, replace X in pattern with L  <i>Code:</i> <i>Upchg:</i> <i>Description:</i> L     \$82     height adjustable lumbar support
<b>11</b> Generation by Knoll		
<b>1</b> Work chair		
<b>HP</b> High performance arms		
<b>2</b> Plastic base		
<b>S</b> Standard cylinder		
<b>X</b> No optional lumbar		
<b>HC</b> Hard casters for soft floors	<b>Options</b>	<i>Casters and Glides:</i> Replace HC in pattern with one of the following:  <i>Code:</i> <i>Upchg:</i> <i>Description:</i> SC     \$41     soft casters for hard floors GL     n/c     glides (reduce chair height by 0.25")
<b>ASMQ</b> Fully assembled	<i>Polished Aluminum Base:</i> Replace 2 in pattern with 4	
<b>DK</b> Dark finish	<i>Code:</i> <i>Upchg:</i> <i>Description:</i> 4       \$87     polished aluminum base	
<b>01</b> Storm Flex Back Net color		
<b>USF</b> Ultra seat foam		
<b>GENU01</b> Generation Fabric, Storm	<i>Cylinder Height Options:</i> For height ranges see Generation Dimensions page. Replace S in pattern with one of the following:  <i>Code:</i> <i>Description:</i> L       low cylinder H       high cylinder	Glide detail 
<i>Example for Cal 133:</i> <b>11-1-HP-2-S-X-HC-ASMQ-DK-01-USF-C- GENU01-133</b>		

list price base grade	grades <b>A</b>	COM <b>B</b>	<b>C</b>	<b>D</b>	<b>E</b>	<b>F</b>	<b>G</b>	<b>H</b>	<b>I</b>	<b>T</b>	<b>U</b>	<b>V</b>	<b>W</b>	<b>X</b>	<b>Y</b>
\$1,120.	\$1,173.	\$1,195.	\$1,210.	\$1,228.	\$1,248.	\$1,260.	\$1,281.	\$1,318.	\$1,351.	\$1,373.	\$1,416.	\$1,508.	\$1,626.	\$1,680.	\$1,729.

1,336.	1,389.	1,411.	1,426.	1,443.	1,464.	1,475.	1,497.	1,534.	1,567.	1,588.	1,631.	1,724.	1,842.	1,896.	1,945.
--------	--------	--------	--------	--------	--------	--------	--------	--------	--------	--------	--------	--------	--------	--------	--------

1,336.	1,389.	1,411.	1,426.	1,443.	1,464.	1,475.	1,497.	1,534.	1,567.	1,588.	1,631.	1,724.	1,842.	1,896.	1,945.
--------	--------	--------	--------	--------	--------	--------	--------	--------	--------	--------	--------	--------	--------	--------	--------

1,443.	1,497.	1,518.	1,534.	1,551.	1,572.	1,583.	1,605.	1,642.	1,675.	1,697.	1,739.	1,832.	1,950.	2,003.	2,053.
--------	--------	--------	--------	--------	--------	--------	--------	--------	--------	--------	--------	--------	--------	--------	--------

Generation Fabric - Base Grade	Textile Options
Generation Fabric prefix GENT for thin seat foam or GENU for ultra seat foam, followed by two digit color code. Select one of the following:  <i>Code:</i> <i>Description:</i> 01       Storm 03       Pebble 04       Desert 05       Lemongrass 06       Espresso 07       Firecracker 08       Bluemarine 09       Onyx 10       Olive	<i>KnollTextiles fabrics and Spinneybeck leathers:</i> Please refer to the textile matrices at the beginning of the price list for approved fabrics and leathers.  <i>Customer's Own Material/Leather:</i> See Customer's Own Material Seating Process Overview at the beginning of the price list  COM/COL Textile Requirements (for both thin and ultra seat foam):  COM fabric     .75 yards COL leather    11 sq. ft.
	<i>Cal 133:</i> See textile matrices at the beginning of the price list for additional Cal 133 pre-approved textiles. Onyx finish only approved for Cal 133. Generation Fabric is Cal 133 approved but it must be specified as described below and the upcharge does apply. ♣ = Cal 133 pre-approved  To specify, insert C before seat textile selection and 133 after it.  <i>Code:</i> <i>Upchg:</i> <i>Description:</i> C()133 \$ 102     Cal 133 compliant

	BIFMA G1-2002 Ergonomic Guidelines	Generation by Knoll Ergonomic Dimensions	
Seat*		Thin Seat Foam	Ultra Seat Foam
Seat Height	15" - 19.9" minimum range (one or combination of chairs)	15" - 19.5" (low cylinder) 16.5" - 21.75" (standard cylinder) 17.75" - 23.25" (high cylinder)	15.75" - 20.25" (low cylinder) 17.25" - 22.5" (standard cylinder) 18.5" - 24" (high cylinder)
Seat Depth (Adjustable)	Include 16.9" or less in range	15" - 18" (with arms) 15" - 17.5" (armless)	15.75" - 18.75" (with arms) 15.75" - 18.25" (armless)
Seat Width	18" minimum	21"	
Seat Pan Angle (Fixed)	In range of 0° - 4° rearward	2.85° rearward at rest	

Back*		
Backrest Height	12.2" minimum	24.125"
Backrest Width	14.2" minimum	19.375" at top of lumbar area
Lumbar Support (Fixed)	In range of 5.9" - 9.8"	9.25"
Lumbar Support (Adjustable)	Include part of 5.9" - 9.8" range	8.125" - 11.375" (optional lumbar)
Angle Between Seat and Back	≥90°, include 10° movement in 90° - 115° range	96° - 111°
Tilt Range of Back	10° minimum	15°

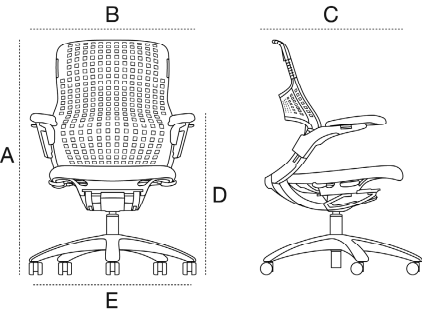
Arms*		Thin Seat Foam	Ultra Seat Foam
Armrest Height from Seat (Fixed)	between 7.9" - 9.8"	10" (fixed)	9.5" (fixed)
Armrest Height from Seat (Adjustable)	6.9" - 10.8" minimum range (single or multiple sets of arms)	6.625" - 11.125" (height adjustable) 6.625" - 11.125" (high performance)	6.125" - 10.625" (height adjustable) 6.125" - 10.625" (high performance)
Inside Distance Between Armrests (Fixed)	18" minimum	21.5" (fixed and height adjustable)	
Inside Distance Between Armrests (Adjustable)	Include 18" in range	17.5" - 19.5" (high performance)	

\* All measurements taken with BIFMA Chair Measuring Device using the Universal Measurement Procedure which has a measurement uncertainty of ±5%

Generation by Knoll Chair Measurements\*\*

A. Overall Height	39.25" - 44.5" (glides reduce height by 0.25")
B. Overall Width	21" armless 28.5" with arms
C. Overall Depth	26" excluding base
D. Arm Height from Floor	26.625" - 32" (fixed arms) 22.75" - 32.5" (height adjustable and high performance arms)
E. Base Diameter	26.75"
Weight	37 lbs. (plastic base, high performance arms) 39 lbs. (aluminum base, high performance arms)

\*\*Standard cylinder



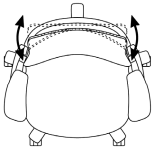
Generation by Knoll Performance Information

Synchronized recline ratio seat:back is 1°:4.4°
Arm pads measure 9.6" long x 4.3" wide
High performance arm pads adjust 2" in width (1" per arm), 1.5" in depth and pivot 45°
Flex Top folds up to 90° rearward

Compliancy: ANSI/BIFMA X5.1 : 2011 (U.S. structural standard)  
BIFMA G1 : 2011 (U.S. ergonomic guidelines)  
ANSI/HFES 100-2007 (U.S. ergonomic standard)  
California T.B. 117 (U.S. flammability standard for foam)  
California T.B. 133 with approved FR textile and Dark finish with fire-retardant additive (U.S. flammability standard for full chair)  
EN 1335-1 : 2000 (European ergonomic standard)  
AS/NZS 4438 : 1997 Level 6 (Australia, New Zealand structural and dimensional standard)  
The Generation by Knoll work chair has been tested and is approved for use by individuals weighing up to 300 pounds

Generation by Knoll® Features and Operating Instructions

No Adjustment Necessary



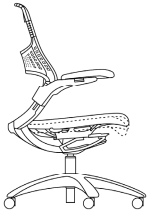
Flex Back

Sit back and the Flex Back supports you and responds to your multidimensional movements.



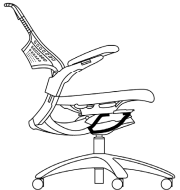
Flex Top

Simply rest your arms comfortably over the top of the Flex Back.



Flex Seat

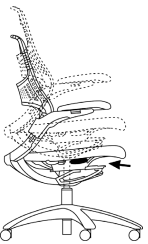
Sit in any position—forward or sideways—and the Flex Seat supports you with 270° of seat edge flex.



Dynamic Suspension control

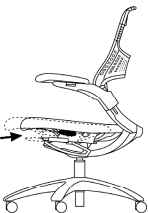
The synchronized recline counterbalances your body weight for a smooth and effortless ride. Four independent flexors act as suspension devices that respond to your multidirectional movements—forward, backward and side-to-side.

Intuitive Adjustments (Standard)



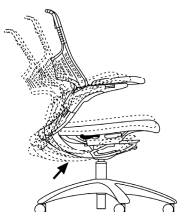
Seat height

Lift the right front lever. Sit down to lower the seat or remove your weight to raise it. Release the lever to lock.



Seat depth

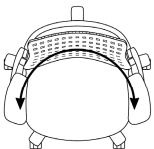
While seated, lift the left lever and slide the seat to the desired position. Release the lever to lock.



Tilt preference selector

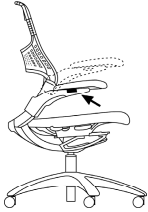
Select the degree of recline movement for your preference and your task. Sit fully upright. Rotate the back right lever until it clicks into one of three positions—all the way back for the most movement, in the middle for less, or all the way forward for greater upright support.

Performance Options



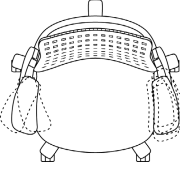
Arm options

Cantilevered arm supports provide seated clearance for your legs and feature Continuous Lumbar, so your back is supported when side sitting.



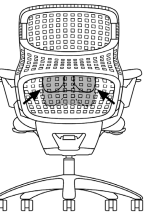
Height adjustable arm

To adjust the height, lift the lever on the arm and lift the arm to disengage. Slide the arm to the desired position and release the lever to lock.



High performance arm

To adjust the height, lift the lever on the arm and lift the arm to disengage. Slide the arm to the desired position and release the lever to lock. Free float arm pads move easily in width and depth, and pivot.



Height adjustable lumbar

Grasp both sides of the lumbar support and slide it to the desired position.

CONSTRUCTION INFORMATION

**Flex Back**  
Integrally colored, high performance elastomer and glass reinforced polyester structure

**Fixed, height adjustable and high performance arms**  
Burnished cast aluminum and integrally colored, glass reinforced nylon supports with integrally colored, self skinning polyurethane arm pads

**Flex Seat**  
High-resiliency molded urethane foam with textile cover and integrally colored, glass reinforced, impact modified nylon structure

**Controls**  
A. Dynamic Suspension control  
A solid state construction of integrally colored, high performance elastomer, glass reinforced polyester and cast zinc  
B. Tilt preference selector  
Integrally colored nylon and acetal; integrally colored, glass reinforced acetal  
C. Seat depth adjustment mechanism  
Steel plate with integrally colored polypropylene parts

**Pneumatic cylinder**  
Steel

**Base**  
Burnished cast aluminum or integrally colored, glass reinforced nylon; five star design

**Hard casters and glides**  
Integrally colored nylon

**Soft casters**  
Integrally colored nylon over molded with thermoplastic polyurethane

**Height adjustable lumbar**  
Integrally colored, glass reinforced polycarbonate

CLEANING INSTRUCTIONS

**Hard surfaces and Flex Back Net**  
**General cleaning**  
Frequent vacuuming or light brushing to remove dust and grime is recommended. Spot clean with a mild upholstery shampoo or the foam from a mild detergent. When using a cleaning product, follow instructions carefully and clean only in a well-ventilated room. Avoid any product that contains carbon tetrachloride or other toxic materials. With any method, pretest a small area before proceeding. When an overall soiled conditioned has been reached, use a professional furniture cleaning service or call Knoll Field Service at 800-445-5045 with questions.

**Healthcare cleaning**  
Generation’s hard surfaces and Flex Back Net successfully passed third-party testing for the following five cleaning agents commonly used in healthcare facilities:

- Clorox Germicidal Liquid Bleach diluted 1:5 ratio to tap water (pH 3.7)
- Clorox Cleanup undiluted 100% solution (pH 9.7)
- Wex-Cide 128 Concentrate Phenolic Germicide by Wexford Labs diluted 1 ounce to 1 gallon tap water (pH 3.7)
- Formula 880 Quaternary Germicide by Grand Technologies diluted ½ ounce to 1 gallon tap water (pH 8.1)
- Hydroxi Pro Concentrate 128 by Core Products diluted 1:8 ratio to tap water (pH 7.2)

In addition to the testing detailed above, Knoll has conducted internal testing of Virox 5 RTU cleaning solution on Generation structural parts with no adverse effects.

**Generation Fabric**  
Cleaning code W-S: water or solvent based cleaning agent; can be cleaned with low environmental impact cleaning fluids, including CS-37 certified products. See KnollTextiles Price List for further details on cleaning codes.

ENVIRONMENTAL

**SMaRT® Sustainable Platinum certified**  
SMaRT® Consensus Sustainable Product Standard is a comprehensive, transparent sustainable product standard that measures a product’s environmental, economic and social benefits over its life cycle and throughout its global supply chain, from raw materials extraction through use, reclamation or re-use. Generation can contribute to achieving a LEED® Innovation in Design credit for its SMaRT® certification.

**BIFMA level® 3 certified** BIFMA has established level® as a common framework against which to evaluate the environmental and social responsibility of a variety of products. level® is part of BIFMA’s ongoing development of voluntary product and industry standards that support safe, healthy and sustainable workplaces. To achieve level® certification, Knoll partners with Scientific Certification Systems (SCS), known for its integrity and scientific rigor.


**GREENGUARD certified**  
Generation is GREENGUARD and GREENGUARD Gold certified and can contribute to achieving LEED® credits.

**Warranty:**  
Generation by Knoll is warranted for 12 years, 24-hour, 7 days a week, multi shift use including the Flex Back Net, structural and operational parts, controls, casters, and pneumatic cylinders; 12 years parts and labor to repair; 3 years upholstery, finishes and labor to repair. See Knoll Selling Policy for further details, conditions and exclusions.

This page intentionally left blank.

ReGeneration by Knoll®  
Flex Back Net Chair

Standard Specials Office Seating

	model	description	pattern no.
<div>Designer(s): Formway Design, 2012</div> <div>Award(s): GOOD DESIGN, Chicago Athenaeum, 2012, USA</div> 	armless	high performance elastomer suspension back, recline resistance feature, sliding seat, plastic base, standard cylinder, no optional lumbar, hard casters	<b>44-1-NA-2-S-X-HC-ASMQ</b>
	height adjustable	high performance elastomer suspension back, recline resistance feature, sliding seat, plastic base, standard cylinder, no optional lumbar, hard casters	<b>44-1-HA-2-S-X-HC-ASMQ</b>
	high performance	high performance elastomer suspension back, recline resistance feature, sliding seat, plastic base, standard cylinder, no optional lumbar, hard casters	<b>44-1-HP-2-S-X-HC-ASMQ</b>

list price base grade	grades <b>A</b>	COM <b>B</b>	<b>C</b>	<b>D</b>	<b>E</b>	<b>F</b>	<b>G</b>	<b>H</b>	<b>I</b>	<b>T</b>	COL <b>U</b>	<b>V</b>	<b>W</b>	<b>X</b>	<b>Y</b>
\$840.	\$855.	\$860.	\$875.	\$895.	\$900.	\$925.	\$940.	\$970.	\$1,015.	\$1,035.	\$1,055.	\$1,140.	\$1,225.	\$1,255.	\$1,290.

1,040.	1,055.	1,060.	1,075.	1,095.	1,100.	1,125.	1,140.	1,170.	1,215.	1,235.	1,255.	1,340.	1,425.	1,455.	1,490.
--------	--------	--------	--------	--------	--------	--------	--------	--------	--------	--------	--------	--------	--------	--------	--------

1,140.	1,155.	1,160.	1,175.	1,195.	1,200.	1,225.	1,240.	1,270.	1,315.	1,335.	1,355.	1,440.	1,525.	1,555.	1,590.
--------	--------	--------	--------	--------	--------	--------	--------	--------	--------	--------	--------	--------	--------	--------	--------





Order Code	Ordering Information	Options
<i>Example:</i> <b>44-1-HP-2-S-X-HC-ASMQ-DK-09-USF-RU01</b>	<i>Specify:</i> 1. Pattern number 2. Finish color 3. Flex Back Net color 4. Seat foam 5. Seat textile	<i>Lumbar Option:</i> For optional lumbar, replace X in pattern with L  <i>Code:</i> <i>Upchg:</i> <i>Description:</i> L      \$50      lumbar support  <i>Note:</i> To order a lumbar separately, use pattern number 44LUMBAR. The list price is \$50.
<b>44</b> ReGeneration by Knoll <b>1</b> Flex Back Net model <b>HP</b> High performance arms <b>2</b> Plastic base <b>S</b> Standard cylinder <b>X</b> No optional lumbar <b>HC</b> Hard casters for soft floors <b>ASMQ</b> Fully assembled <b>DK</b> Dark finish <b>09</b> Onyx Flex Back Net color <b>USF</b> Ultra seat foam <b>RU01</b> Generation Fabric, Storm	<b>Options</b>  <i>Polished Aluminum Base:</i> Replace 2 in pattern with 4  <i>Code:</i> <i>Upchg:</i> <i>Description:</i> 4      \$70      polished aluminum base  <i>Cylinder Height Options:</i> For height ranges see ReGeneration Dimensions page. Replace S in pattern with one of the following:  <i>Code:</i> <i>Description:</i> L      low cylinder H      high cylinder	<i>Flex Back Net Colors:</i> Select one of the following back colors:  <i>Code:</i> <i>Description:</i> 03      Pebble (medium grey) 06      Espresso (brown) 09      Onyx (black) 10      Olive (dark green)  <i>Seat Foam Options:</i> Select one of the following:  <i>Code:</i> <i>Description:</i> TSF      thin seat foam USF      ultra seat foam (default)  <i>Casters and Glides:</i> Replace HC in pattern with one of the following:  <i>Code:</i> <i>Upchg:</i> <i>Description:</i> SC      \$40      soft casters for hard floors GL      n/c      glides  <i>Finish Color:</i>  <i>Code:</i> <i>Description:</i> DK      Dark finish

Generation Fabric - Base Grade	Textile Options
Generation Fabric prefix RT for thin seat foam or RU for ultra seat foam, followed by two digit color code. Select one of the following:  <i>Code:</i> <i>Description:</i> 01      Storm 03      Pebble 04      Desert 05      Lemongrass 06      Espresso 07      Firecracker 08      Bluemarine 09      Onyx 10      Olive	<i>KnollTextiles fabrics and Spinneybeck leathers:</i> Please refer to the textile matrices at the beginning of the price list for approved fabrics and leathers.  <i>Customer's Own Material/Leather:</i> See Customer's Own Material Seating Process Overview at the beginning of the price list  COM/COL Textile Requirements For both thin and ultra seat foam:  COM seat = .7 yards COL seat = 11 square feet  <i>Cal 133:</i> See textile matrices at the beginning of the price list for pre-approved Cal 133 textiles. ♣ = Cal 133 pre-approved  To specify, insert C before seat textile selection and 133 after it  <i>Code:</i> <i>Upchg:</i> <i>Description:</i> C()133 \$50      Cal 133 compliant



ReGeneration by Knoll®  
fully upholstered work chair

Standard Specials Office Seating

	model	description	pattern no.
<div>Designer(s): Formway Design, 2012</div> <div>Award(s): GOOD DESIGN, Chicago Athenaeum, 2012, USA</div> <div></div>	armless	full upholstery over a high performance elastomer suspension back, recline resistance feature, sliding seat, plastic base, standard cylinder, hard casters	<b>44-2-NA-2-S-X-HC-ASMQ</b>
			
	height adjustable	full upholstery over a high performance elastomer suspension back, recline resistance feature, sliding seat, plastic base, standard cylinder, hard casters	<b>44-2-HA-2-S-X-HC-ASMQ</b>
			
	high performance	full upholstery over a high performance elastomer suspension back, recline resistance feature, sliding seat, plastic base, standard cylinder, hard casters	<b>44-2-HP-2-S-X-HC-ASMQ</b>
			

list price base grade	grades <b>A</b>	COM <b>B</b>	<b>C</b>	<b>D</b>	<b>E</b>	<b>F</b>	<b>G</b>	<b>H</b>	<b>I</b>	<b>T</b>	COL <b>U</b>	<b>V</b>	<b>W</b>	<b>X</b>	<b>Y</b>
\$990.	\$1,020.	\$1,050.	\$1,080.	\$1,100.	\$1,110.	\$1,160.	\$1,190.	\$1,250.	\$1,340.	\$1,350.	\$1,380.	\$1,400.	\$1,470.	\$1,510.	\$1,565.

1,190.	1,220.	1,250.	1,280.	1,300.	1,310.	1,360.	1,390.	1,450.	1,540.	1,550.	1,580.	1,600.	1,670.	1,710.	1,765.
--------	--------	--------	--------	--------	--------	--------	--------	--------	--------	--------	--------	--------	--------	--------	--------

1,290.	1,320.	1,350.	1,380.	1,400.	1,410.	1,460.	1,490.	1,550.	1,640.	1,650.	1,680.	1,700.	1,770.	1,810.	1,865.
--------	--------	--------	--------	--------	--------	--------	--------	--------	--------	--------	--------	--------	--------	--------	--------

Order Code	Ordering Information	Options	Generation Fabric - Base Grade
<i>Example:</i> <b>44-2-HP-2-S-X-HC-ASMQ-DK-USF-RU09-RB09-ROB09</b>	<i>Specify:</i> 1. Pattern number 2. Finish color 3. Seat foam 4. Seat textile 5. Inner back textile 6. Outer back Generation Fabric color	<i>Casters and Glides:</i> Replace HC in pattern with one of the following:  <i>Code: Upchg: Description:</i> SC \$40 soft casters for hard floors GL n/c glides  <i>Finish Color:</i> <i>Code: Description:</i> DK Dark finish  <i>Seat Foam Options:</i> Select one of the following:  <i>Code: Description:</i> TSF thin seat foam USF ultra seat foam (default)	Generation Fabric prefix RT for thin seat foam or RU for ultra seat foam, RB for inner back textile, and ROB for outer back textile, followed by two digit color code. Select one of the following:  <i>Code: Description:</i> 01 Storm 03 Pebble 04 Desert 05 Lemongrass 06 Espresso 07 Firecracker 08 Bluemarine 09 Onyx 10 Olive
<b>44</b>	ReGeneration by Knoll		
<b>2</b>	Fully upholstered back		
<b>HP</b>	High performance arms		
<b>2</b>	Plastic base		
<b>S</b>	Standard cylinder		
<b>X</b>	No optional lumbar		
<b>HC</b>	Hard casters for soft floors		
<b>ASMQ</b>	Fully assembled		
<b>DK</b>	Dark finish		
<b>USF</b>	Ultra seat foam		
<b>RU09</b>	Seat textile in Generation Fabric, Storm		
<b>RB09</b>	Inner back textile in Generation Fabric, Storm		
<b>ROB09</b>	Outer back in Generation Fabric, Storm		
<i>Example for Cal 133:</i> <b>44-2-HP-2-S-X-HC-ASMQ-DK-USF-C-RU09/133-RB09/133-ROB09</b>			

Textile Options		
<i>KnollTextiles fabrics and Spinneybeck leathers:</i> Please refer to the textile matrices at the beginning of the price list for approved fabrics and leathers for the seat and inner back.  Note: ReGeneration outer back can only be upholstered with Generation Fabric.	<i>Customer's Own Material/Leather:</i> See Customer's Own Material Seating Process Overview at the beginning of the price list  COM/COL Textile Requirements  COM seat (TSF and USF) = .7 yards COM inner back = 1.2 yards COL seat (TSF and USF) = 11 square feet COL inner back = 14 square feet	<i>Cal 133:</i> See textile matrices at the beginning of the price list for pre-approved Cal 133 textiles. ♣ = Cal 133 pre-approved  To specify, insert C before textile selections and 133 after the seat and inner back textile codes.  <i>Code: Upchg: Description:</i> C()133 \$100 Cal 133 compliant

		ANSI/HFES 100-2007 Ergonomic Standard (bold = shall)	ReGeneration by Knoll Ergonomic Dimensions
Seat*			
Seat Height		<b>4.5” range minimum, within 15” - 22”</b>	Thin Seat Foam 15” - 19.7” (low cylinder) 16.4” - 21.6” (standard cylinder) 18” - 23.2” (high cylinder) 22” - 30.8” (high task) Ultra Seat Foam 15” - 19.7” (low cylinder) 16.4” - 21.6” (standard cylinder) 18” - 23.2” (high cylinder) 22” - 30.8” (high task)
Seat Depth (Adjustable)		<b>Include 16.9” or less in range</b>	16” - 18”
Seat Width		<b>17.7” minimum</b>	19.7”
Seat Pan Angle (Fixed)		n/a	2° rearward at rest
Seat Pan Angle (Adjustable)		<b>Minimum range of 4°, including 3° rearward</b>	2° - 6° rearward during recline
			3° - 7° rearward during recline
Back*			
Backrest Height		17.7” minimum	23.1”
Backrest Width		14.2” minimum	19.9”
Lumbar Support (Fixed)		In range of 5.9” - 9.8”	8.5”
Lumbar Support (Adjustable)		Include 5.9” - 9.8” in range	8.9”
Angle between Seat and Back		<b>≥90°, include 15° movement in 90° - 120° range</b>	95° (work and high task chairs)
Tilt Range of Back		<b>15° minimum</b>	96° (work and high task chairs)
			15° (work chair)
			4° (high task chair)
			4° (high task chairs)
Arms*			
Armrest Height from Seat (Adjustable)		6.7” - 10.6” minimum range	Thin Seat Foam 6.8” - 10.8” height adjustable arms 6.6” - 10.8” high performance arms Ultra Seat Foam 6.7” - 10.7” height adjustable arms 6.5” - 10.7” high performance arms
Inside Distance between Armrests (Fixed)		18.1” minimum	19.7” height adjustable arms
Inside Distance between Armrests (Adjustable)		Adjustable by user	16” - 20” high performance arms
			16” - 20” high performance arms

\* All measurements taken with the BIFMA Chair Measuring Device using the Universal Measurement Procedure which has a measurement uncertainty of ± 5%

ReGeneration by Knoll Chair Measurements\*\*

A. Overall Height	38.1” - 43.3” with standard cylinder 43.5” - 52.3” with high task cylinder (add 0.4” for aluminum base)
B. Overall Width	26” armless 28.5” with height adjustable arms 29” with high performance arms
C. Overall Depth	24.6” excluding base
D. Arm Height from Floor	22.9” - 32.1” (work chair, height adjustable arms) 22.5” - 31.9” (work chair, high performance arms) 28.3” - 40.9” (high task chair, height adjustable arms) 27.9” - 40.7” (high task chair, high performance arms) (add 0.4” for aluminum base)
E. Base Diameter	26”
Weight	27 lbs. (height adjustable arms), 28 lbs. (high performance arms) (aluminum base adds 2 lbs., upholstered back option adds 3 lbs., high task chair adds 4.8 lbs.)

\*\* Flex Back Net, standard cylinder, plastic base

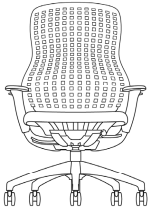
ReGeneration by Knoll Performance Information

Synchronized recline ratio seat: back is 1° : 6°	High task footing measures 18” in diameter
High performance arm pads measure 8.2” long x 3.8” wide	Height adjustable arm pads measure 6.25” long x 3.4” wide
High performance arm pads adjust 4” in width (2” per arm), 1.75” in depth and pivot 30.5° (20° inward, 10.5° outward)	

Compliance:	ANSI/BIFMA X5.1 : 2011 (U.S. structural standard) / ANSI/HFES 100-2007 (U.S. ergonomic standard) BIFMA G1 : 2002 (U.S. ergonomic guidelines) EN 1335-1 : 2000 (Europe ergonomic standard) for Flex Back armless work chair AS/NXS 4438 : 1997 Level 6 (Australia, New Zealand structural and dimensional standard) for Flex Back armless work chair California T.B. 117 (U.S. flammability standard for foam) / California T.B. 133 with approved FR textile (U.S. flammability standard for full chair) The ReGeneration by Knoll work chair has been tested and is approved for use by individuals weighing up to 300 pounds.
-------------	--

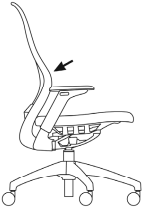
ReGeneration by Knoll® Features and Operating Instructions

No Adjustment Necessary



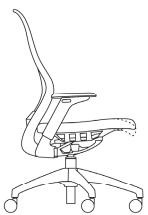
Flex Back Net

Sit back and the Flex Back Net cradles your back, providing integral lumbar support. Optional fully upholstered back provides the additional comfort of foam and fabric over the Flex Back Net.



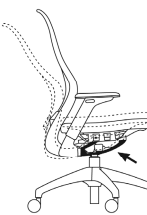
Slim profile back

The contoured frame provides continuous support, following the curves of your shoulders, back and lumbar.



Flex Seat

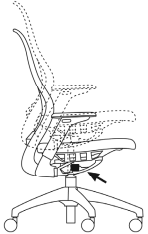
Sit in any position—forward, sideways or perched—and the Flex Seat supports you with 270° of seat edge flex.



Dynamic Suspension control

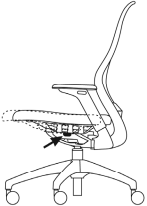
The synchronized recline counterbalances your body weight for a smooth and effortless ride. Four independent flexors act as suspension devices that respond to your multidirectional movements—forward, backward and side-to-side.

Intuitive Adjustments (Standard)



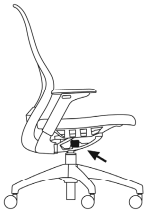
Seat height

Lift the right lever. Sit down to lower the seat or remove your weight to raise it. Release the lever to lock.



Seat depth

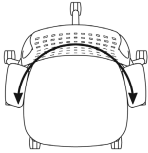
To adjust the seat depth while sitting on the chair, lift the left lever and slide the seat to the desired location. Release the lever to lock.



Recline resistance

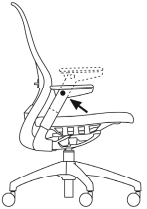
Sit fully upright. Push the right lever backward for the full range of recline, or pull it forward for upright support.

Performance Options



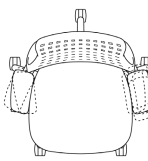
Arm options

Set-back arm supports provide clearance for your legs and feature Continuous Lumbar, so your back is supported when side sitting.



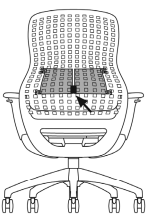
Height adjustable arm

To adjust the height, push the button on the arm. Slide the arm to the desired position and release the button to lock.



High performance arm

To adjust the height, lift the lever on the arm. Slide the arm to the desired position and release the lever to lock. Free float arm pads easily move in width and depth and pivot.



Adjustable lumbar

(Flex Back Net model only)  
Grasp the lever at the center of the outer back and slide it to the desired position.



CONSTRUCTION INFORMATION

**Slim profile back support**  
Integrally colored, rapidly-renewable, high performance elastomer with postconsumer recycled content polyester structure; optional biobased urethane foam upholstery with glass reinforced nylon and ABS substrates and sewn textile cover

**Adjustable arm supports**  
Integrally colored, glass reinforced, post consumer recycled content polyester structure

**Arm pads**  
Integrally colored, self skinning polyurethane

**Flex Seat**  
High-resiliency molded biobased foam with sewn textile cover and integrally colored, glass reinforced, impact modified nylon seat structure

**Controls**  
A. Dynamic Suspension control  
A solid state construction of integrally colored, high performance elastomer, glass reinforced and cast aluminum

B. Adjustment levers. Integrally colored, glass reinforced nylon

C. Seat depth adjustment plate  
Integrally colored, glass reinforced, nylon

**Pneumatic cylinder**  
Steel

**Base**  
Integrally colored, glass reinforced nylon with cast zinc insert or polished, cast aluminum; five star design

**Hard casters**  
Integrally colored nylon and steel

**Soft casters**  
Integrally colored nylon over molded with polyurethane, and steel

**Glides**  
Integrally colored nylon

**Optional adjustable lumbar**  
Frosted clear polyester blend

**Footring**  
Steel footring, aluminum die cast spokes and rubber fit ring

**Generation Fabric**  
100% polyester; 100,000+ double rubs, Wyzenbeek method; Oeko-Tex certified for human safety; Greenguard Indoor Air Quality Certified®

CLEANING INSTRUCTIONS

Hard surfaces and Flex Back Net

**General cleaning**  
Frequent vacuuming or light brushing to remove dust and grime is recommended. Spot clean with a mild upholstery shampoo or the foam from a mild detergent. When using a cleaning product, follow instructions carefully and clean only in a well-ventilated room. Avoid any product that contains carbon tetrachloride or other toxic materials. With any method, pretest a small area before proceeding. When an overall soiled conditioned has been reached, use a professional furniture cleaning service or call Knoll Field Service at 800-445-5045 with questions.

**Healthcare cleaning**  
ReGeneration’s hard surfaces and Flex Back Net successfully passed third-party testing for the following five cleaning agents commonly used in healthcare facilities:

- Clorox Germicidal Liquid Bleach diluted 1:5 ratio to tap water (pH 3.7)
- Clorox Cleanup undiluted 100% solution (pH 9.7)
- Wexcide 128 Concentrate Phenolic Germicide by Wexford Labs diluted 1 ounce to 1 gallon tap water (pH 3.7)
- Formula 880 Quaternary Germicide by Grand Technologies diluted ½ ounce to 1 gallon tap water (pH 8.1)
- Hydroxi Pro Concentrate 128 by Core Products diluted 1:8 ratio to tap water (pH 7.2)

In addition to the testing detailed above, Knoll has conducted internal testing of Virox 5 RTU cleaning solution on ReGeneration structural parts with no adverse effects.

**Generation Fabric**  
Fabric with cleaning codes W or W-S are designed to be cleaned with low environmental impact cleaning fluids, including GS-37 certified products. See KnollTextiles Price List for further details on cleaning codes.

ENVIRONMENTAL

**SMaRT® Sustainable Platinum certified**  
SMaRT® Consensus Sustainable Product Standard is a comprehensive, transparent sustainable product standard that measures a product’s environmental, economic and social benefits over its life cycle and throughout its global supply chain, from raw materials extraction through use, reclamation or re-use. ReGeneration can contribute to achieving a LEED® Innovation in Design credit for its SMaRT® certificaton.

**BIFMA level® 3 certified** BIFMA has established level® as a common framework against which to evaluate the environmental and social responsibility of a variety of products. level® is part of BIFMA’s ongoing development of voluntary product and industry standards that support safe, healthy and sustainable workplaces. To achieve level® certification, Knoll partners with Scientific Certification Systems (SCS), known for its integrity and scientific rigor.

**GREENGUARD certified**  
ReGeneration is GREENGUARD and GREENGUARD Gold certified and can contribute to achieving LEED® credits.





**Oeko-Tex certified**  
Generation Fabric is certified by the international third party Oeko-Tex for human safety

WARRANTY

ReGeneration by Knoll is warranted for 24-hour, 7 days a week, multi shift use: 12 years parts and labor to repair; 3 years seating upholstery, textiles and leathers, and finishes. See Knoll Selling Policy for further details, conditions and exclusions.


This page intentionally left blank.

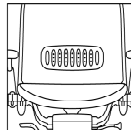
Chadwick™  
tilt stop control  
fully assembled


 <p><i>Designer(s):</i> Don Chadwick, 2005</p>	arm	description	pattern no.
	Armless	Tilt stop control	<b>33-NA-1-BK-T-S-X-HC-ASMQ</b> <sup>#</sup>
		Note: Arms cannot be added later.	
	Fixed arms	Tilt stop control	<b>33-FA-1-BK-T-S-X-HC-ASMQ</b> <sup>#</sup>
			
	Height and width adjustable arms	Tilt stop control.	<b>33-AA-1-BK-T-S-X-HC-ASMQ</b> <sup>#</sup>
		Note: A tall adjustable arm option is available. See below for details.	

	list
	\$1,056.
	1,135.
	1,243.

For Chadwick Fabric selections and pricing, see facing page.

Order Code	Ordering Information	Options									
<i>Example:</i> <b>33-AA-1-BK-T-S-X-HC-05-ASMQ</b>	<i>Specify:</i> 1. Pattern number 2. Fabric color  <i>Finish color:</i> Black	<i>Arm Option:</i> For Tall Adjustable Arm, replace AA with TA in the pattern number. The tall arm is 1/4" higher than the standard adjustable arm. No upcharge for this option.  Tall Adjustable Arm detail 									
<b>33</b> Chadwick Chair		<i>Cylinder Height Options:</i> For height ranges see Chadwick Dimensions and Operating Instructions. Replace S in pattern with one of the following options:  <table><tr><td><i>Code:</i></td><td><i>Upchg:</i></td><td><i>Description:</i></td></tr><tr><td>L</td><td>n/c</td><td>low cylinder</td></tr><tr><td>H</td><td>n/c</td><td>high cylinder</td></tr></table>	<i>Code:</i>	<i>Upchg:</i>	<i>Description:</i>	L	n/c	low cylinder	H	n/c	high cylinder
<i>Code:</i>	<i>Upchg:</i>	<i>Description:</i>									
L	n/c	low cylinder									
H	n/c	high cylinder									
<b>AA</b> Adjustable Arms											
<b>1</b> Task Chair											
<b>BK</b> Black Frame											
<b>T</b> Tilt Stop Control											
<b>S</b> Standard Cylinder											
<b>X</b> No Lumbar											
<b>HC</b> Hard Black Caster											
<b>05</b> Black Chadwick Fabric											
<b>ASMQ</b> Fully assembled											

<i>Lumbar Option:</i> For lumbar, replace X with L in the pattern number. Add \$100 to list price		
<i>Note:</i> To order a lumbar separately, use pattern number 33LUMBAR. The list price is \$100.		
Lumbar detail 		

<b>Chadwick Fabric</b>			
<i>Caster Option:</i> For soft casters, replace HC with SC in the pattern number, and add \$42 to the list price	Black Monofilament:		
	Code:	Desc:	Upcharge:
	01	Beige	n/c
	02	Brown	n/c
	03	Silver	n/c
<i>Glides:</i> For glides, replace HC with GL in the pattern number. No upcharge for this option.	04	Green	n/c
	05	Black	n/c
Glide detail 	<i>Cal 133:</i> Chadwick is Cal 133 approved standard. No options or upcharge required.		





Standard Features	Benefits
Active Suspension™ Technology includes: 1. Responsive synchronized control and tilt tension	The synchronized control and tilt tension allow the user’s torso to open up, promoting healthy circulation and creating a ride that is characterized by a cradled feeling that keeps the user’s back in contact with the chair.
2. Resilient, breathable seat and back suspension fabric	Chadwick Fabric provides inherent, energizing support all day long, conforming to the user’s shape and minimizing pressure points. The open weave provides aeration.
Forward Tilt: Mechanism automatically includes forward tilt movement	Chadwick offers automatic support for forward seated positions without requiring any additional adjustments.
Variable Seat Depth: Seat depth automatically expands while reclining in the chair	Fits a multitude of users comfortably, no additional adjustments required.
Generous Lumbar Curvature	Chadwick’s ample lumbar curvature and conforming back suspension fabric eliminate the need for an additional lumbar mechanism or attachment.
Flexing Arm Pads on Fixed and Adjustable Arms	Suspended design and shape allows the arm pads to flex for additional softness to alleviate pressure points on the wrists.
2 Simple Adjustments: Tension and Seat Height	With so much responsive movement built in, Chadwick only needs two adjustments. They are obvious and simple to operate.

Optional Features	Benefits
Tilt Stop Control	Limits the recline in the upright position to 5 degrees.
Adjustable Arms or Tall Adjustable Arms: both include width adjustment	One finger, ratchet adjustment quickly and easily adjusts. Width adjustment can be accomplished with 3⁄32” Allen wrench.
Optional Lumbar	Magnetic for easy installation, the lumbar provides a maximum range of adjustability.

To view fabrics online, refer to the Knoll Surface Library at [knoll.com](https://www.knoll.com) (go to the “Resources tools” and click on “Surface Finishes”).

<b>Care:</b> Frequent vacuuming or light brushing to remove dust and grime is recommended. Spot clean, with a mild upholstery shampoo or the foam from a mild detergent. When using a cleaning product, follow instructions carefully and clean only in a well-ventilated room. Avoid any product that contains carbon tetrachloride or other toxic materials. With any method, pretest a small area before proceeding. Use a professional furniture cleaning service when an overall soiled conditioned has been reached.	Chadwick Fabric cleaning code is <b>W</b> or <b>W-S</b> , meaning water-based cleaning agents and foam or mild, water-free solvents may be used and it can be cleaned with low environmental impact cleaning fluids, including GS-37 certified products. See <a href="https://www.knolltextiles.com">KnollTextiles.com</a> for further details on cleaning codes.	<b>Healthcare Cleaning Agents:</b> Chadwick successfully passed third-party testing for the following five cleaning agents commonly used in healthcare facilities: <ul style="list-style-type: none"><li>• Clorox Germicidal Liquid Bleach diluted 1:5 ratio to tap water (pH 3.7)</li><li>• Clorox Cleanup undiluted 100% solution (pH 9.7)</li><li>• Wex-Cide 128 Concentrate Phenolic Germicide by Wexford Labs diluted 1 ounce to 1 gallon tap water (pH 3.7)</li><li>• Formula 880 Quarternary Germicide by Grand Technologies diluted ½ ounce to 1 gallon tap water (pH 8.1)</li><li>• Hydroxi Pro concentrate 128 by Core Products diluted 1:8 ratio to tap water (pH 7.2)</li></ul>	In addition, Knoll has conducted internal testing of Virox 5 RTU cleaning solution on Chadwick with no adverse effects.
---	---	--	---

**Environmental:**  
**SMaRT® Sustainable Gold certified.**  
SMaRT® Consensus Sustainable Product Standard is a comprehensive, transparent, sustainable product standard that measures a product’s environmental, economic and social benefits over its life and throughout its global supply chain, from raw materials through reclamation or re-use. Chadwick can contribute to achieving a LEED® Innovation in Design Credit.

**BIFMA level® 3 certified** BIFMA has established level® as a common framework against which to evaluate the environmental and social responsibility of a variety of products. level® is part of BIFMA’s ongoing development of voluntary product and industry standards that support safe, healthy and sustainable workplaces. To achieve level® certification, Knoll partners with Scientific Certification Systems (SCS), known for its integrity and scientific rigor.

**GREENGUARD® certified.**  
Chadwick is GREENGUARD and GREENGUARD Gold certified and can contribute to achieving LEED® credits.

**Construction:**  
**Back**  
*Frame*  
Integrally-colored glass filled nylon

*Chadwick Fabric*  
Polyester monofilament warp with multifilament fill fibers

Chadwick Fabric exceeds 100,000 double rubs Wyzenbeck Method.

**Seat**  
*Frame*  
Integrally-colored glass filled nylon

*Chadwick Fabric*  
Polyester monofilament warp with multifilament fill fibers

*Soft Edge*  
Polyurethane foam

**Arms**  
*Fixed/Adjustable Arm Pads*  
Self skinning urethane armpad with flexible spring steel insert

*Fixed/Adjustable Arm Supports*  
Integrally-colored glass filled nylon

**Base & Casters**  
*Base*  
Integrally-colored glass filled nylon

*Casters and Glides*  
Integrally-colored nylon

*Soft Casters*  
Integrally-colored urethane covered nylon

**Cylinder**  
Gas-activated steel seat height mechanism with steel tube (contains nitrogen)

**Control**  
Control housing-aluminum casting and ABS top cover  
Component parts-steel, rubber and engineered plastics

**Optional Lumbar**  
Neodymium magnets, polypropylene carrier, TPE pad and back frame

	BIFMA G1-2002 Ergonomic Guidelines	Chadwick Ergonomic Dimensions	
Seat*			
		Chadwick	Chadwick High Task
Seat Height	15" - 19.9" minimum range (one or combination of chairs)	15" - 19.1" (low cylinder) 15.9" - 20" (standard cylinder) 16.9" - 21.6" (high cylinder)	23.25" - 30.75"
Seat Depth (Adjustable)	Include 16.9" or less in range	16.9" - 19.4" (range includes reclined position)	16.9" - 19.4" (range includes reclined position)
Seat Width	18" minimum	19.6"	19.6"
Seat Pan Angle (Adjustable)	Include part of 0° - +4° range	-5° - +7° (range includes forward and reclined positions)	-5° - +7° (range includes forward and reclined positions)
Back*			
Backrest Height	12.2" minimum	22.8"	22.8"
Backrest Width	14.2" minimum	18.5"	18.5"
Lumbar Support (Fixed)	In range of 5.9" - 9.8"	7"	7"
Lumbar Support (Adjustable)	Include part of 5.9" - 9.8" range	Exceeds 5.9" - 9.9" (optional lumbar)	Exceeds 5.9" - 9.9" (optional lumbar)
Angle Between Seat and Back	≥90°, include 10° movement in 90° - 115° range	94° - 120°	94° - 120°
Tilt Range of Back	10° minimum	26°	26°
Arms*			
Armrest Height (Fixed)	In range of 7.9" - 9.8"	8.5" (fixed arm)	8.5" (fixed arm)
Armrest Height (Adjustable)	6.9" - 10.8" minimum range (single or multiple sets of arms)	6.9" - 9.4" (adjustable) 8.3" - 10.8" (tall adjustable)	6.9" - 9.4" (adjustable) 8.3" - 10.8" (tall adjustable)
Inside Distance Between Armrests (Fixed)	18" minimum	19.5" (fixed)	19.5" (fixed)
Inside Distance Between Armrests (Adjustable)	Include 18" in range	18.5" - 20.5" (adjustable and tall adjustable)	18.5" - 20.5" (adjustable and tall adjustable)
* All measurements taken with BIFMA Chair Measuring Device using the Universal Measurement Procedure which has a measurement uncertainty of ± 5%			

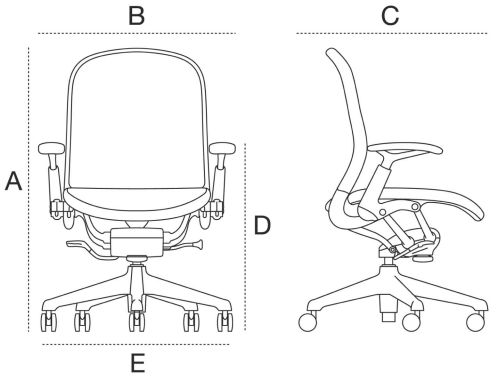
Chadwick Chair Measurements

	Chadwick**	Chadwick High Task
A. Overall Height	37.5" - 42"	44.5" - 52"
B. Overall Width	26.5"	26.5"
C. Overall Depth	25.5"	25.5"
D. Arm Height from Floor	25.5" - 30" (fixed arm) 24" - 31" (adjustable) 24.75" - 31.75" (tall adjustable)	32.5" - 40" (fixed arm) 31" - 41" (adjustable) 31.75" - 41.75" (tall adjustable)
E. Base Diameter	26.5"	26.5"
Weight	37 lbs. (with arms)	41 lbs. (with arms)

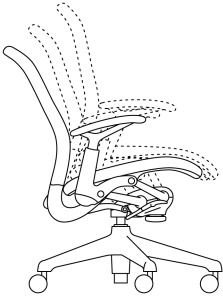
\*\*Standard cylinder

Chadwick - Additional Information

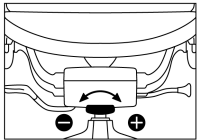
Synchronized recline ratio seat : back is 1° : 1.2°
Adjustable and tall adjustable arms adjust 2" in armpad width (1" per side) with 5/32" Allen wrench
Optional lumbar measures 11.25" x 4.4"
Chadwick High Task footring measures 19.875" in diameter
Chadwick High Task footring adjusts 5" in height by a single lever mechanism with 11 locking positions in 1/2" increments
Compliance: ANSI/BIFMA X5.1 : 2011 (U.S. structural standard), ANSI/HFES 100-2007 (U.S. ergonomic standard), BIFMA G1 : 2002 (U.S. ergonomic guidelines), California T.B. 117 (U.S. flammability standard for foam), California T.B. 133 (U.S. flammability standard for full chair)
The Chadwick chair line has been tested and is approved for use by individuals weighing up to 300 pounds.



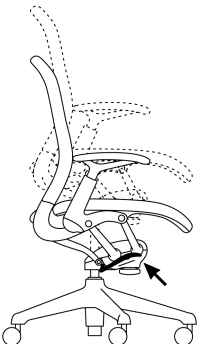
Chadwick® Operating Instructions



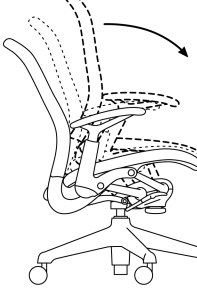
**Synchronized Recline with Tilt Tension**  
Chadwick has a synchronized recline that allows the torso to open up while reclining. To customize the tension of the recline, adjust the tension knob. To decrease the tension, turn the tension knob clockwise (while seated in the chair), and turn it counterclockwise to increase the tension. The underside of the knob also indicates the instructions with arrows.



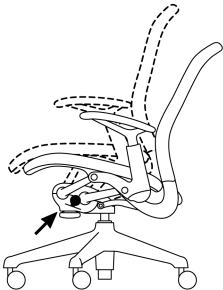
Front View



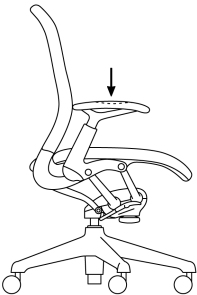
**Seat Height Adjustment**  
To raise the seat height, remove your weight from the chair while lifting the lever on the right side of the chair. To lower the seat height, lift the lever while sitting in the chair.



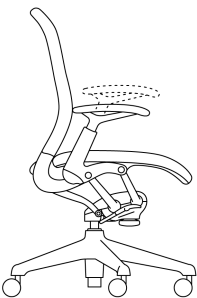
**Forward Tilt**  
Chadwick has a built-in forward tilt that automatically follows and supports the user in the forward posture for typing. No adjustment is required.



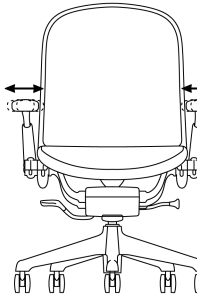
**Tilt Stop (Option)**  
The tilt stop is an upright tilt limiter. When specified, it is the lever on the left side of the chair. If your chair does not have a lever on the left side of the chair, it does not have this feature. The in-and-out lever design operates with an audible click, whereby “out” is engaged, “in” is not engaged.



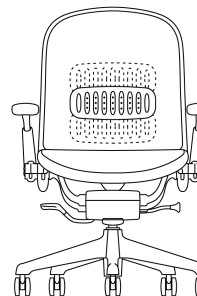
**Spring Loaded Arms**  
Both fixed and adjustable armpads have a spring suspension, which provides the user with armpad softness and flexibility.



**Adjustable Arm Height (Option)**  
The arm height is adjusted by lifting the armpads upward. No lever is required. Simply move the arms up in five, 1/2" increments for a total of 2 1/2". To lower the arms, lift them to the highest point and at the highest point pull up firmly; and they will return to the lowest point. The arm height adjustment is easy to maneuver with one hand.



**Adjustable Arm Width (Option)**  
The armpads have a width adjustment of 1/2" inward or 1/2" outward for 1" in total adjustability on each side. A 7/32" Allen wrench is required to adjust the armpad width.



**Adjustable Lumbar (Option)**  
Chadwick has an adjustable lumbar support, if needed. It is secured to the chair with magnets for easy installation and a maximum range of adjustability.

Separate both halves of the lumbar support and place them in the desired position on your chair. Secure the support by putting both halves together around the back suspension fabric of the chair.




Adjust the lumbar by sliding the lumbar pad up and down the back of the chair.

Note: Contains magnets. Consult the Knoll lumbar support hangtag for more information.



*basic control*

*fully assembled*

	arm	description	pattern no.
	High performance arm	Basic control	<b>8P4-2-A5GH-ASMQ</b>
<p><i>Designer(s):</i> Carl Magnusson, 2000</p> 		Basic control: synchronized tilt, 4" back height, forward tilt, tilt lock (5 position), side-position tension knob, pneumatic seat height, 360° swivel, instructions attached to side of control	
	Armless	Basic control	<b>8C4-2-A5GH-ASMQ</b>
		Basic control: synchronized tilt, 4" back height, forward tilt, tilt lock (5 position), side-position tension knob, pneumatic seat height, 360° swivel, instructions attached to side of control	





RPM grade	grades A	COM B	C	D	E	F	G	H	I	T	COL U	V	W	Y
\$1,265.	\$1,432.	\$1,491.	\$1,559.	\$1,592.	\$1,637.	\$1,687.	\$1,761.	\$1,855.	\$1,903.	\$2,262.	\$2,376.	\$2,512.	\$3,367.	\$3,538.
1,120.	1,291.	1,349.	1,418.	1,450.	1,491.	1,542.	1,616.	1,712.	1,761.	2,115.	2,230.	2,366.	3,220.	3,393.

Order Code	Ordering Information	Options
<i>Example:</i> <b>8A4-2-A5GH-ASMQ</b>	<i>Specify:</i>	<i>Cylinder Height Options:</i>
<b>8A4</b> RPM task, fixed arms	1. Pattern number	For height ranges see RPM Dimensions and Operating Instructions. Replace 5 in
<b>2</b> Black finish and black levers	2. Upholstery selection	pattern with one of the following options:
<b>A5G</b> Basic control	<i>Finish color:</i>	
<b>H</b> Hard caster for carpet	Black	
<b>ASMQ</b> Fully assembled.		<i>Code: Upchg: Description:</i>
<b>RAD 27</b> RPM upholstery Radial Black/Smoke		L n/c low cylinder
		H n/c high cylinder
		<i>Caster and Glide Options:</i>
		Substitute H in pattern with one of the following:
		<i>Code: Upchg: Description:</i>
		R \$53 Soft casters for hard surfaces
		G n/c Glides

RPM Grade Upholsteries		Textile Options																
<i>Radial</i>		<p>Ordering Samples/Viewing online: To view RPM upholstery colors refer to the Surface Finish Library on knoll.com. Physical samples are the best representation of color. To order samples, contact a Knoll sales representative or Knoll dealer.</p> <p><b>KnollTextiles Fabrics and Spinneybeck Leathers</b></p> <hr/> <p>Please refer to the textile matrices at the beginning of the price list for approved fabrics and leathers.</p> <p><b>COM/COL Textile Requirement</b></p> <table><tr><td></td><td>fabric</td><td>leather</td></tr><tr><td></td><td>yds.</td><td>sq. ft.</td></tr><tr><td>chair</td><td>1.4</td><td>25</td></tr></table> <p><i>Cal 133:</i> ▲ = Cal 133 upholstery available. See textile matrices at the beginning of the price list for pre-approved Cal 133 textiles.</p> <p>To specify, add C after pattern number and 133 after upholstery code.</p> <table><tr><td><i>Code:</i></td><td><i>Upchg:</i></td><td><i>Description:</i></td></tr><tr><td>C()133</td><td>\$139</td><td>Cal 133 textile</td></tr></table>			fabric	leather		yds.	sq. ft.	chair	1.4	25	<i>Code:</i>	<i>Upchg:</i>	<i>Description:</i>	C()133	\$139	Cal 133 textile
	fabric			leather														
	yds.			sq. ft.														
chair	1.4			25														
<i>Code:</i>	<i>Upchg:</i>			<i>Description:</i>														
C()133	\$139			Cal 133 textile														
RAD7	Midnight/Huckleberry																	
RAD8	Black/Batik																	
RAD9	Black/Crimson																	
RAD10	Claret/Jute																	
RAD22	Spice/Jute																	
RAD23	Cappuccino/Pebble Beige																	
RAD25	Basil/Xanadu																	
RAD27	Black/Smoke																	
RAD28	Smoke/Black																	
RAD29	Smoke/Pebble Beige																	
<i>Speedway</i>																		
SP2	Smoke																	
SP3	Steel Blue																	
SP5	Midnight																	
SP6	Crimson																	
SP7	Black																	
SP10	Basil																	
SP33	Wine																	
SP36	Chocolate																	

*advanced control*

*fully assembled*




	arm	description	pattern no.
	High performance arm	Advanced control (sliding seat pan)	<b>8P4-2-A5KH-ASMQ</b>
		Advanced control: synchronized tilt, 4" back height, sliding seat adjustment, forward tilt, tilt lock (5 position side-position tension knob, pneumatic seat height, 360° swivel, instructions attached to side of control	
	Armless	Advanced control (sliding seat pan)	<b>8C4-2-A5KH-ASMQ</b>
		Advanced control: synchronized tilt, 4" back height, sliding seat adjustment, forward tilt, tilt lock (5 position side-position tension knob, pneumatic seat height, 360° swivel, instructions attached to side of control	

RPM grade	grade <b>A</b>	COM <b>B</b>	<b>C</b>	<b>D</b>	<b>E</b>	<b>F</b>	<b>G</b>	<b>H</b>	<b>I</b>	<b>T</b>	COL <b>U</b>	<b>V</b>	<b>W</b>	<b>Y</b>
\$1,310.	\$1,471.	\$1,527.	\$1,591.	\$1,623.	\$1,665.	\$1,712.	\$1,782.	\$1,871.	\$1,921.	\$2,280.	\$2,393.	\$2,531.	\$3,385.	\$3,556.

1,172.	1,333.	1,391.	1,454.	1,486.	1,527.	1,574.	1,648.	1,735.	1,782.	2,139.	2,248.	2,384.	3,237.	3,411.
--------	--------	--------	--------	--------	--------	--------	--------	--------	--------	--------	--------	--------	--------	--------

Order Code	Ordering Information	Options
<i>Example:</i> <b>8A4-2-A5KH-ASMQ</b>	<i>Specify:</i>	<i>Cylinder Height Options:</i>
<b>8A4</b> RPM task, fixed arms	1. Pattern number	For height ranges see RPM Dimensions and Operating Instructions. Replace 5 in pattern with one of the following options:
<b>2</b> Black finish and black levers	2. Upholstery selection	
<b>A5K</b> Advanced control with sliding seat	<i>Finish color:</i>	<i>Code: Upchg: Description:</i>
<b>H</b> Hard caster for carpet	Black	L n/c low cylinder
<b>ASMQ</b> Fully assembled		H n/c high cylinder
<b>RAD 27</b> RPM upholstery Radial Black/Smoke		<i>Caster and Glide Options:</i>
		Substitute H in pattern with one of the following:
		<i>Code: Upchg: Description:</i>
		R \$53 Soft casters for hard surfaces
		G n/c Glides

RPM Grade Upholsteries		Textile Options																
<i>Radial</i>		<b>KnollTextiles Fabrics and Spinneybeck Leathers</b> <hr/> <p>Please refer to the textile matrices at the beginning of the price list for approved fabrics and leathers.</p> <b>COM/COL Requirement</b> <table><tr><td></td><td>fabric</td><td>leather</td></tr><tr><td></td><td>yds.</td><td>sq. ft.</td></tr><tr><td>chair</td><td>1.4</td><td>25</td></tr></table> <p><i>Cal 133:</i> ▲ = Cal 133 upholstery available. See textile matrices at the beginning of the price list for pre-approved Cal 133 textiles.</p> <p>To specify, add C after pattern number and 133 after upholstery code.</p> <table><tr><td><i>Code:</i></td><td><i>Upchg:</i></td><td><i>Description:</i></td></tr><tr><td>C()133</td><td>\$139</td><td>Cal 133 textile</td></tr></table>			fabric	leather		yds.	sq. ft.	chair	1.4	25	<i>Code:</i>	<i>Upchg:</i>	<i>Description:</i>	C()133	\$139	Cal 133 textile
	fabric			leather														
	yds.			sq. ft.														
chair	1.4			25														
<i>Code:</i>	<i>Upchg:</i>			<i>Description:</i>														
C()133	\$139			Cal 133 textile														
RAD7	Midnight/Huckleberry																	
RAD8	Black/Batik																	
RAD9	Black/Crimson																	
RAD10	Claret/Jute																	
RAD22	Spice/Jute																	
RAD23	Cappuccino/Pebble Beige																	
RAD25	Basil/Xanadu																	
RAD27	Black/Smoke																	
RAD28	Smoke/Black																	
RAD29	Smoke/Pebble Beige																	
<i>Speedway</i>																		
SP2	Smoke																	
SP3	Steel Blue																	
SP5	Midnight																	
SP6	Crimson																	
SP7	Black																	
SP10	Basil																	
SP33	Wine																	
SP36	Chocolate																	

	arm	description	pattern no.
	High performance arm	Basic control, CGSB compliant	<b>8P4-2-A5GH-CGSBQ</b>
		Basic control: synchronized tilt, 4" back height, forward tilt, tilt lock (5 position), side-position tension knob. pneumatic seat height, 360° swivel, instructions attached to side of control	
	Armless	Basic control, CGSB compliant	<b>8C4-2-A5GH-CGSBQ</b>
		Basic control: synchronized tilt, 4" back height, forward tilt, tilt lock (5 position), side-position tension knob. pneumatic seat height, 360° swivel, instructions attached to side of control	

RPM grade	grades A	COM B	C	D	E	F	G	H	I	T	COL U	V	W	Y
\$1,269.	\$1,436.	\$1,495.	\$1,563.	\$1,596.	\$1,641.	\$1,691.	\$1,765.	\$1,859.	\$1,907.	\$2,266.	\$2,380.	\$2,516.	\$3,371.	\$3,542.

1,124.	1,295.	1,353.	1,422.	1,454.	1,495.	1,546.	1,620.	1,716.	1,765.	2,119.	2,234.	2,370.	3,224.	3,397.
--------	--------	--------	--------	--------	--------	--------	--------	--------	--------	--------	--------	--------	--------	--------

Order Code	Ordering Information	Options	
<i>Example:</i> <b>8P4-2-A5GH-CGSBQ</b>	<i>Specify:</i>	<i>Cylinder Height Options:</i>	
<b>8P4</b>	1. RPM task, high performance arms	For height ranges see RPM Dimensions and Operating Instructions. Replace 5 in pattern with one of the following options:	<i>CGSB high performance arms:</i>
<b>2</b>	2. Upholstery selection		Powder coated aluminum die cast stem with integrally colored, textured glass-reinforced nylon shroud.
	<i>Finish color:</i>		
<b>A5G</b>	Black	<i>Code: Upchg: Description:</i>	
<b>H</b>		L n/c low cylinder	
<b>CGSBQ</b>		H n/c high cylinder	
		<i>Caster and Glide Options:</i>	
<b>RAD 27</b>	RPM upholstery Radial Black/Smoke	Substitute H in pattern with one of the following:	

<i>Code:</i>	<i>Upchg:</i>	<i>Description:</i>
R	\$53	Soft casters for hard surfaces
G	n/c	Glides

## RPM Grade Upholsteries Textile Options

<i>Radial</i>		Ordering Samples/Viewing online:	<b>KnollTextiles Fabrics and Spinneybeck Leathers</b>
RAD7	Midnight/Huckleberry	To view RPM upholstery colors refer to the Surface Finish Library on knoll.com.	Please refer to the textile matrices at the beginning of the price list for approved fabrics and leathers.
RAD8	Black/Batik	Physical samples are the best representation of color. To order samples, contact a Knoll sales representative or Knoll dealer.	
RAD9	Black/Crimson		<b>COM/COL Textile Requirement</b>
RAD10	Claret/Jute		
RAD22	Spice/Jute		
RAD23	Cappuccino/Pebble Beige		
RAD25	Basil/Xanadu		
RAD27	Black/Smoke		
RAD28	Smoke/Black		
RAD29	Smoke/Pebble Beige		

[illegible]



RPM®

CGSB compliant advanced control

Canadian General Standards Board Compliant

	arm	description	pattern no.
<i>Designer(s):</i> Carl Magnusson, 2000	High performance arm	Advanced control (sliding seat pan), CGSB compliant	<b>8P4-2-A5KH-CGSBQ</b>
	Armless	Advanced control (sliding seat pan), CGSB compliant	<b>8C4-2-A5KH-CGSBQ</b>



RPM grade	grade A	COM B	C	D	E	F	G	H	I	T	COL U	V	W	Y
\$1,314.	\$1,475.	\$1,531.	\$1,595.	\$1,627.	\$1,669.	\$1,716.	\$1,786.	\$1,875.	\$1,925.	\$2,284.	\$2,397.	\$2,535.	\$3,389.	\$3,560.
1,176.	1,337.	1,395.	1,458.	1,490.	1,531.	1,578.	1,652.	1,739.	1,786.	2,143.	2,252.	2,388.	3,241.	3,415.

Order Code	Ordering Information	Options
<i>Example:</i> <b>8P4-2-A5KH-CGSBQ</b>	<i>Specify:</i>	<i>Cylinder Height Options:</i>
<b>8P4</b>	RPM task, high performance arms	For height ranges see RPM Dimensions and Operating Instructions. Replace 5 in pattern with one of the following options:
<b>2</b>	Black finish and black levers	
<b>A5K</b>	Advanced control with sliding seat	
<b>H</b>	Hard caster for carpet	
<b>CGSBQ</b>	Canadian General Standards Board Compliant	
<b>RAD 27</b>	RPM upholstery Radial Black/Smoke	

<i>Code:</i>	<i>Upchg:</i>	<i>Description:</i>
L	n/c	low cylinder
H	n/c	high cylinder

*Caster and Glide Options:*  
Substitute H in pattern with one of the following:

<i>Code:</i>	<i>Upchg:</i>	<i>Description:</i>
R	\$53	Soft casters for hard surfaces
G	n/c	Glides

*CGSB high performance arms:*  
Powder coated aluminum die cast stem with integrally colored, textured glass-reinforced nylon shroud.

RPM Grade Upholsteries	Textile Options
<i>Radial</i>	Ordering Samples/Viewing online: To view RPM upholstery colors refer to the Surface Finish Library on knoll.com. Physical samples are the best representation of color. To order samples, contact a Knoll sales representative or Knoll dealer.
RAD7	Midnight/Huckleberry
RAD8	Black/Batik
RAD9	Black/Crimson
RAD10	Claret/Jute
RAD22	Spice/Jute
RAD23	Cappuccino/Pebble Beige
RAD25	Basil/Xanadu
RAD27	Black/Smoke
RAD28	Smoke/Black
RAD29	Smoke/Pebble Beige
<i>Speedway</i>	
SP2	Smoke
SP3	Steel Blue
SP5	Midnight
SP6	Crimson
SP7	Black
SP10	Basil
SP33	Wine
SP36	Chocolate
	<b>KnollTextiles Fabrics and Spinneybeck Leathers</b>
	Please refer to the textile matrices at the beginning of the price list for approved fabrics and leathers.
	<b>COM/COL Requirement</b>
	chair fabric yds. 1.4 leather sq. ft. 25
	<i>Cal 133:</i> ♣ = Cal 133 upholstery available. See textile matrices at the beginning of the price list for pre-approved Cal 133 textiles.
	To specify, add C after pattern number and 133 after upholstery code.
	<i>Code:</i> C()133
	<i>Upchg:</i> \$139
	<i>Description:</i> Cal 133 textile

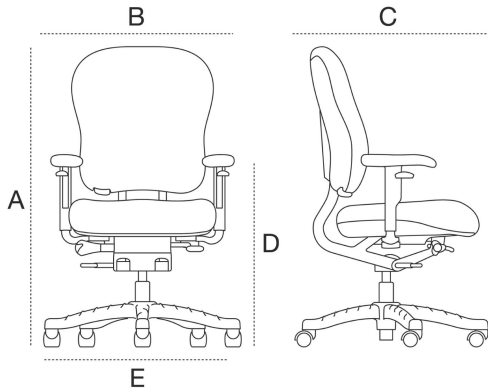
	BIFMA G1-2002 Ergonomic Guidelines	RPM Ergonomic Dimensions	
<b>Seat*</b>			
		RPM	RPM High Task
Seat Height	15" - 19.9" minimum range (one or combination of chairs)	15" - 17.75" (low cylinder) 16.5" - 20.5" (medium cylinder) 18.75" - 23.75" (high cylinder)	23.5" - 31.25"
Seat Depth (Fixed)	16.9" or less	17.5" (basic control)	17.5" (basic control)
Seat Depth (Adjustable)	Include 16.9" or less in range	16.5" - 18.5" (advanced control)	16.5" - 18.5" (advanced control)
Seat Width	18" minimum	20.5"	20.5"
Seat Pan Angle (Adjustable)	Include part of 0° - +4° range	-3° - +2° (includes forward tilt)	-3° - +2° (includes forward tilt)
<b>Back*</b>			
Backrest Height	12.2" minimum	21" - 25"	21" - 25"
Backrest Width	14.2" minimum	19"	19"
Lumbar Support (Adjustable)	Include part of 5.9" - 9.8" range	5.9" - 9.9"	5.9" - 9.9"
Angle Between Seat and Back	≥90°, include 10° movement in 90° - 115° range	93° - 118°	93° - 118°
Tilt Range of Back	10° minimum	25°	25°
<b>Arms*</b>			
Armrest Height (Fixed)	In range of 7.9" - 9.8"	8.4" (fixed arm)	8.4" (fixed arm)
Armrest Height (Adjustable)	6.9" - 10.8" minimum range (single or multiple sets of arms)	7.25" - 10.5" (high performance)	7.25" - 10.5" (high performance)
Inside Distance Between Armrests (Adjustable)	Include 18" in range	16.5" - 19" (fixed arm) 17.75" - 19.75" (high performance)	16.5" - 19" (fixed arm) 17.75" - 19.75" (high performance)

\* All measurements taken with BIFMA Chair Measuring Device using the Universal Measurement Procedure which has a measurement uncertainty of  $\pm 5\%$

RPM Chair Measurements**		
	RPM	RPM High Task
A. Overall Height	37.1" - 45.6" (medium cylinder)	43.75" - 51"
B. Overall Width	27"	27"
C. Overall Depth	26.5" (basic control) 25.5" - 26.5" (advanced control)	26.5" (basic control) 25.5" - 26.5" (advanced control)
D. Arm Height from Floor	25" - 29.5" (fixed arm) 23.75" - 31.5" (high performance)	25" - 29.5" (fixed arm) 23.75" - 31.5" (high performance)
E. Base Diameter	28"	28"
Weight	44 lbs.	51 lbs.

The diagram illustrates the dimensions of the RPM chair. Dimension A represents the overall height from the floor to the top of the backrest. Dimension B represents the overall width of the seat. Dimension C represents the overall depth of the seat. Dimension D represents the arm height from the floor to the top of the armrest. The chair is shown in two views: a front view and a side view.

\*\* With arms



### RPM - Additional Information

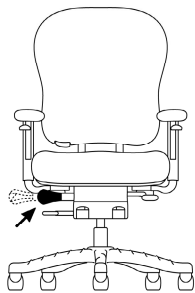
High performance arm pads pivot  $30^\circ$  ( $\pm 15^\circ$ , 3 fixed positions)

RPM High Task footring measures 20" in diameter and adjusts 9" - 18" in height

Compliance: ANSI/BIFMA X5.1-2011 (U.S. structural standard), ANSI/HFES 100-2007 (advanced control) (U.S. ergonomic standard), BIFMA G1 : 2002 (U.S. ergonomic guidelines), California T.B. 117 (U.S. flammability standard for foam), California T.B. 133 with approved FR textile (U.S. flammability standard for full chair)

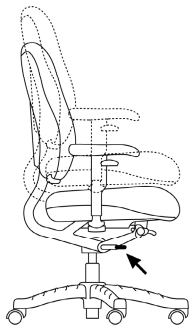
The RPM chair line has been tested and is approved for use by individuals weighing up to 300 pounds.

# RPM® Operating Instructions



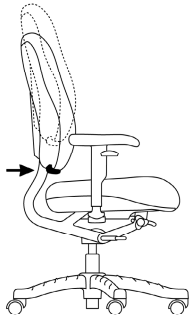
### Tilt Tension

On the right side of the seat, there is a retractable knob which facilitates the adjustment when the knob is extended. Turn the knob forward to tighten and backward to loosen. When finished, tuck the knob under the seat.



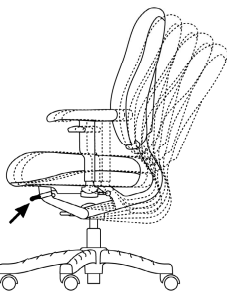
### Seat Height

While seated, lift the lever on the right side of the chair to lower seat height. Remove your weight from the chair and lift the handle to raise the chair to the highest position.



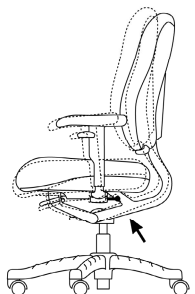
### Back Height

Press the lever on the bottom of the right side of the back cushion to reposition the back height within a four inch range. It is necessary to press the lever to make the back move.



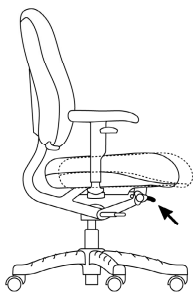
### Multiple Stop Tilt Lock and Upright Tilt Lock

To lock the chair upright or in a reclined position, lift the lever on the front left side of the chair. Push down on the lever and recline to unlock the chair.



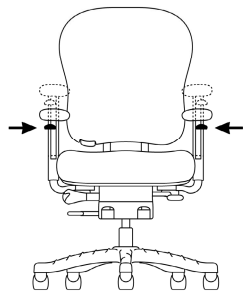
### Forward Tilt

The forward tilt button is located on the rear, left-hand side of the control—to activate, push the lever in, lift your weight off the seat, and pull up on the rear of the seat to tilt it forward.



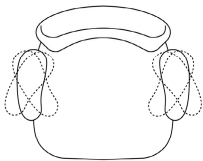
### Seat Depth

The sliding seat activation is located underneath the seat on the front, left-hand side of the control. The adjustment mechanism is a button that has a space for two fingers. To activate, push up on the button and move the seat forward or backward. There are 4 positions within a 2" range.  
*(on Advanced Models only)*



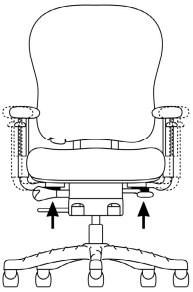
## High Performance Arms

High Performance arms are controlled by the lever next to the armpad and from the knob beneath the arm support.



### Arm Height and Armpad Pivot

Press the lever next to the armpad to adjust the arm height and to set the arm pivot in one of three fixed positions.



### Arm Width

Loosen the knob under the arm support to adjust the arm support placement on the chair. There is a 2" total width adjustment.

Control Index		
Advanced Control	Features	Explanations
	Synchronized tilt (1:1.9)	Back reclines 1.9 times faster than seat
	Tilt lock (5 positions)	Chair back can be locked in upright and reclined positions
	Forward tilt (3°)	Chair locks in a forward tilting position for intensive keyboarding application
	4" back height adjustment	Allows for correct positioning of lumbar support
	2" seat depth adjustments	Seat adjusts in depth to provide proper support under the legs of both taller and shorter users
	Retractable tension knob	Tension knob is easy to reach and tucks out of the way when not in use
	Instructions	Easy to reach instruction card attached to chair makes adjusting the chair easy for everyone
	Dual J-Bar	Provides additional support for the back
Basic Control	360° swivel	
	Features	Explanations
	Synchronized tilt (1:1.9)	Back reclines 1.9 times faster than seat
	Tilt lock (5 positions)	Chair can be locked in upright and reclined positions
	Forward tilt (3°)	Chair locks in a forward tilting position for intensive keyboarding application
	4" back height adjustment	Allows for correct positioning of lumbar support
	Retractable tension knob	Tension knob is easy to reach and tucks out of the way when not in use
	Instructions	Easy to reach instruction card attached to chair makes adjusting the chair easy for everyone
	Dual J-Bar	Provides additional support for the back
RPM Task and High Task Construction Information	360° swivel	
	Part	Materials
	Outer shells:	Integrally colored, textured polypropylene.
	Seat structure:	Glass-reinforced nylon with steel connectors (for basic control, laminated plywood).
	Back and J-Bar structure:	Glass-reinforced nylon, ABS and steel connector plate.
	Cushions and upholstery:	Insert molded high resilient urethane foam. Back is permanently bonded to CFC free foam. RPM grade covers are knitted to fit the cushion.
	High performance arms:	Integrally colored, textured glass-reinforced nylon.
	Armpads:	Molded self skinning urethane and steel substructure.
	Base:	Integrally colored, textured, glass-reinforced nylon.
	Casters and glides:	Black, integrally colored, textured nylon.

This page intentionally left blank.








EWC Pro™

upholstered mid-back task chair

synchronized tilt control

fully assembled

	arm	description	pattern no.
<div>Designer(s): Jeffrey Bernet and Nicholas Dodziuk, 2005</div> 	Armless	Upholstered mid-back task chair with plastic outer back, 2.5" back height adjustment, plastic base, synchronized control	<b>77W-MB-2-SY-NA-5-ASMQ-( )</b>
			
	Fixed arms	Upholstered mid-back task chair with plastic outer back, 2.5" back height adjustment, plastic base, synchronized control	<b>77W-MB-2-SY-FA-5-ASMQ-( )</b>
			
	Height/width adjustable arms	Upholstered mid-back task chair with plastic outer back, 2.5" back height adjustment, plastic base, synchronized control	<b>77W-MB-2-SY-HA-5-ASMQ-( )</b>
			
	High performance arms	Upholstered mid-back task chair with plastic outer back, 2.5" back height adjustment, plastic base, synchronized control	<b>77W-MB-2-SY-HP-5-ASMQ-( )</b>
			
Upholstered outer back		(insert <b>U</b> after <b>MB</b> in the pattern number)	<b>U</b>

Order Code	Ordering Information		Options	
<i>Example:</i>	<b>77W-MB-2-SY-HA-5-SL-ASMQ-HC K1000/8</b>	<i>Specify:</i>	<i>Cylinder Height Option:</i> For low height cylinder (plastic base only), replace 5 in pattern number with L. See Dimensions page for seat height range.	
<b>77W</b>	Essentials Pro task chair	1. Pattern number	<i>Caster and Glide Options:</i> Substitute HC in pattern with one of the following options:  <i>Code: Upchg: Description:</i> SC n/c soft black casters for hard surfaces GL n/c glides	
<b>MB</b>	Mid-back	2. Seat and back upholstery		
<b>2</b>	Black finish	<i>Finish color:</i> Black		
<b>SY</b>	Synchronized tilt control	<b>Options</b>		
<b>HA</b>	Height and width adjustable arms	<i>Polished Aluminum Base:</i> Replace 2 in pattern with 4. Only available with standard height cylinder.		
<b>5</b>	Standard height cylinder	<i>Code: Upchg: Description:</i> 4 \$153 polished aluminum base		
<b>SL</b>	Sliding seat			
<b>ASMQ</b>	Fully assembled			
<b>HC</b>	Hard wheel black casters			
<b>K1000/8</b>	Presto Red Carpet			
			<i>Code: Upchg: Description:</i> SL \$40 sliding seat	

list price Presto base grade	<b>A</b>	COM <b>B</b>	<b>C</b>	<b>D</b>	<b>E</b>	<b>F</b>	<b>G</b>	<b>H</b>	<b>I</b>	<b>T</b>	COL <b>U</b>	<b>V</b>	<b>W</b>	<b>X</b>	<b>Y</b>
\$764.	\$772.	\$792.	\$819.	\$852.	\$881.	\$917.	\$937.	\$944.	\$965.	\$1,273.	\$1,435.	\$1,587.	\$1,853.	n/a	\$2,100.

829.	837.	857.	884.	915.	948.	982.	1,000.	1,007.	1,029.	1,340.	1,498.	1,653.	1,921.	n/a	2,167.
------	------	------	------	------	------	------	--------	--------	--------	--------	--------	--------	--------	-----	--------

864.	871.	891.	918.	950.	981.	1,016.	1,033.	1,042.	1,065.	1,372.	1,533.	1,687.	1,954.	n/a	2,201.
------	------	------	------	------	------	--------	--------	--------	--------	--------	--------	--------	--------	-----	--------


881.	888.	909.	937.	968.	998.	1,033.	1,054.	1,060.	1,082.	1,391.	1,552.	1,704.	1,970.	n/a	2,217.
------	------	------	------	------	------	--------	--------	--------	--------	--------	--------	--------	--------	-----	--------

84.	86.	96.	107.	119.	130.	145.	153.	156.	164.	285.	348.	410.	516.	n/a	615.
-----	-----	-----	------	------	------	------	------	------	------	------	------	------	------	-----	------

Presto - Base Grade Fabric			
<i>Color options:</i>	<i>Split Upholstery:</i>	<i>CAL 133 Options:</i>	<b><u>COM/COL Upholstery Requirements</u></b>
Presto Winter White K1000/1	EWC Pro seats and backs can be upholstered in any two approved	<i>Code:</i>	Textile yardage required: 2 yards
Presto Sand K1000/2	KnollTextiles or Spinneybeck	<i>Upchg:</i>	Leather sq. ft. required: 28 sq. ft.
Presto Stone K1000/3	upholsteries. To specify, first indicate the	C133	Outer back shell: .8 yards or 12 sq. ft.
Presto Saffron K1000/4	seat upholstery (labeled “seat	\$80	
Presto Spring Green K1000/5	upholstery”) and then indicate the back	<i>Description:</i>	
Presto Blue Chip K1000/6	upholstery (labeled “back upholstery”).	CAL 133 textile on	
Presto Scarlet K1000/7	The list price of the chair equals the list	seat and back. No	
Presto Red Carpet K1000/8	price of the higher of the two upholstery	additional upcharge	
Presto Beige Taupe K1000/9	grades.	for upholstered outer	
Presto Olive K1000/10		back (add C133 to	
Presto Navy Blue K1000/11	For split upholstery on the upholstered	the end of the pattern	
Presto Clear Gray K1000/12	outer back option, indicate “inner back”	number)	
Presto Charcoal Gray K1000/13	and “outer back” on upholstery		
Presto Black Tie K1000/14	selections. Add the list price upcharge of		
	the grade selected for the upholstered		
	outer back.		

EWC Pro™  
upholstered mid-back task chair  
swivel tilt control  
fully assembled



	arm	description	pattern no.
	Armless	Upholstered mid-back task chair with plastic outer back, 2.5" back height adjustment, plastic base, swivel-tilt control	<b>77W-MB-2-ST-NA-5-ASMQ-( )</b>
	Fixed arms	Upholstered mid-back task chair with plastic outer back, 2.5" back height adjustment, plastic base, swivel-tilt control	<b>77W-MB-2-ST-FA-5-ASMQ-( )</b>
	Height/width adjustable arms	Upholstered mid-back task chair with plastic outer back, 2.5" back height adjustment, plastic base, swivel-tilt control	<b>77W-MB-2-ST-HA-5-ASMQ-( )</b>
	High performance arms	Upholstered mid-back task chair with plastic outer back, 2.5" back height adjustment, plastic base, swivel-tilt control	<b>77W-MB-2-ST-HP-5-ASMQ-( )</b>
Upholstered outer back		(insert <b>U</b> after <b>MB</b> in the pattern number)	<b>U</b>

list price Presto base grade	A	COM B	C	D	E	F	G	H	I	T	COL U	V	W	X	Y
\$650.	\$657.	\$679.	\$708.	\$738.	\$770.	\$805.	\$824.	\$831.	\$854.	\$1,164.	\$1,327.	\$1,481.	\$1,752.	n/a	\$2,004.

716.	722.	744.	772.	803.	836.	870.	888.	896.	919.	1,231.	1,392.	1,551.	1,821.	n/a	2,072.
------	------	------	------	------	------	------	------	------	------	--------	--------	--------	--------	-----	--------

750.	758.	778.	806.	838.	869.	906.	923.	932.	954.	1,264.	1,427.	1,585.	1,855.	n/a	2,105.
------	------	------	------	------	------	------	------	------	------	--------	--------	--------	--------	-----	--------

766.	774.	796.	825.	855.	886.	922.	940.	948.	971.	1,281.	1,444.	1,598.	1,869.	n/a	2,121.
------	------	------	------	------	------	------	------	------	------	--------	--------	--------	--------	-----	--------

84.	86.	96.	107.	119.	130.	145.	153.	156.	164.	285.	348.	410.	516.	n/a	615.
-----	-----	-----	------	------	------	------	------	------	------	------	------	------	------	-----	------

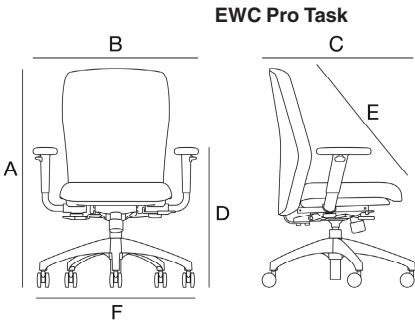
Order Code		Ordering Information		Options	
<i>Example:</i>	<b>77W-MB-2-ST-HA-5-SL-ASMQ-HC K1000/8</b>	<i>Specify:</i>		<i>Cylinder Height Option:</i>	<i>Caster and Glide Options:</i>
<b>77W</b>	Essentials Pro task chair	1. Pattern number		For low height cylinder (plastic base only), replace 5 in pattern number with L. See Dimensions page for seat height range.	Substitute HC in pattern with one of the following options:
<b>MB</b>	Mid-back	2. Seat and back upholstery			
<b>2</b>	Black finish	<i>Finish color:</i>		<i>Code: Upchg: Description:</i>	<i>Code: Upchg: Description:</i>
<b>ST</b>	Swivel tilt control	Black		L \$72 low cylinder	SC n/c soft black casters for hard surfaces
<b>HA</b>	Height and width adjustable arms	<b>Options</b>			GL n/c glides
<b>5</b>	Standard height cylinder			<i>Sliding Seat Option:</i>	
<b>SL</b>	Sliding seat	<i>Polished Aluminum Base:</i>		For sliding seat with 2.75" of depth adjustment insert SL after cylinder choice in pattern number. Adds 0.5" to seat height.	
<b>ASMQ</b>	Fully assembled	Replace 2 in pattern with 4. Only available with standard height cylinder.			
<b>HC</b>	Hard wheel black casters	<i>Code: Upchg: Description:</i>		<i>Code: Upchg: Description:</i>	
<b>K1000/8</b>	Presto Red Carpet	4 \$153 polished aluminum base		SL \$40 sliding seat	

Presto - Base Grade Fabric			
<i>Color options:</i>	<i>Split Upholstery:</i>	<i>CAL 133 Options:</i>	<b><u>COM/COL Upholstery Requirements</u></b>
Presto Winter White K1000/1	EWC Pro seats and backs can be upholstered in any two approved	<i>Code:</i>	Textile yardage required: 2 yards
Presto Sand K1000/2	KnollTextiles or Spinneybeck	<i>Upchg:</i>	Leather sq. ft. required: 28 sq. ft.
Presto Stone K1000/3	upholsteries. To specify, first indicate the	C133 \$80	Outer back shell: .8 yards or 12 sq. ft.
Presto Saffron K1000/4	seat upholstery (labeled "seat		
Presto Spring Green K1000/5	upholstery") and then indicate the back		
Presto Blue Chip K1000/6	upholstery (labeled "back upholstery").		
Presto Scarlet K1000/7	The list price of the chair equals the list		
Presto Red Carpet K1000/8	price of the higher of the two upholstery		
Presto Beige Taupe K1000/9	grades.		
Presto Olive K1000/10			
Presto Navy Blue K1000/11	For split upholstery on the upholstered		
Presto Clear Gray K1000/12	outer back option, indicate "inner back"		
Presto Charcoal Gray K1000/13	and "outer back" on upholstery		
Presto Black Tie K1000/14	selections. Add the list price upcharge of		
	the grade selected for the upholstered		
	outer back.		



Seat*	BIFMA G1-2002 Ergonomic Guidelines	EWC Pro Mid-back Task Ergonomic Dimensions	EWC Pro Side
Seat Height**	15" - 19.9" minimum range (one or combination of chairs)	16.25" - 20.75" (std. cylinder) 15.5" - 19.6" (alum. base, std. cylinder) 15" - 19" (low cylinder)  **sliding seat option adds 0.5" to all seat height dimensions	17"
Seat Depth	16.9" or less fixed, include if adjustable	16.9" (fixed) 16.25" - 19" (adjustable)	16.9"
Seat Width	18" min	19"	19"
Seat Pan Angle (at rest)	0° - 4° rearward	2°	2°
Back*			
Backrest Height	12.2" min	22" - 24.5"	17.5"
Backrest Width	14.2" min	18"	18.5"
Lumbar Support	5.9" - 9.8" (adjustable include part of range)	5.75" - 8.75"	6.75"
Angle Between Seat and Back	90°-115°	96°	103°
Tilt Range of Back	10° min	24° (synchro) 14° (swivel)	N/A
Arms*			
Armrest Height (fixed)	7.9" - 9.8"	8.2" (fixed)	9.4"
Armrest Height (adjustable)	6.9" - 10.8"	7" - 10.5" (height adj.) 7.875" - 11" (high perf.)	N/A N/A
Inside Distance Between Armrests (fixed)	18" min	19.5" - 21.5" (fixed)	19.5"
Inside Distance Between Armrests (adjustable)	include 18"	19.5" - 21.5" (height adj.) 18.5" - 20.625" (high perf.)	N/A
*All measurements taken with BIFMA Chair Measuring Device using the Universal Measurement Procedure which as a measurement uncertainty of ±5%			
Chair Measurements***			
A Overall Height		36.75" - 43.75" (plastic base) 36" - 42.6" (alum. base)	32"
B Overall Width		27"	21.75" (armless) 24.3" (with arms)
C Overall Depth		27" (plastic base) 26.75" (alum. base)	24"
D Fixed Arm Height from Floor		24.2" - 28.7"	25.8"
Height Adj. Arm Height from Floor		23" - 31.5"	N/A
High Perf. Arm Height from Floor		22.875" - 30.5"	N/A
E Recline Range		96° - 120° (synchro) 96° - 110° (swivel) 1:3 (synchro); 1:1 (swivel)	N/A N/A N/A
Back Recline Ratio			
F Base Diameter		27" (plastic); 26.75" (alum.)	N/A
G Weight		41.3 lbs. (plastic base) 43.3 lbs. (alum. base)	20.2 lbs. (armless) 23.5 lbs. (with arms)

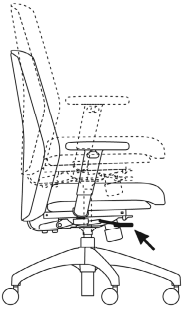
\*\*\*standard cylinder; sliding seat option adds 0.5" to overall height and arm height from floor



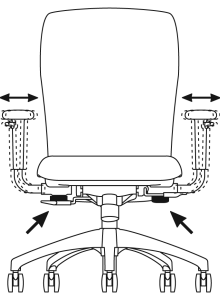
Compliance: ANSI/BIFMA X5.1 : 2011 (U.S. structural standard), ANSI/HFES 100-2007 (synchro control) (U.S. ergonomic standard), BIFMA G1 : 2002 (U.S. ergonomic guidelines), California T.B. 117 (U.S. flammability standard for foam), California T.B. 133 with approved FR textile (U.S. flammability standard for full chair), CAN/CGSB 44.232-2002; BS EN 13761 : 2002 (British visitor chair standard, EWC Pro side)

The EWC Pro chair line has been tested and is approved for use by individuals weighing up to 300 pounds.

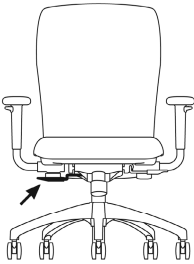
EWC Pro High-back and Mid-back Task Chair Operating Instructions



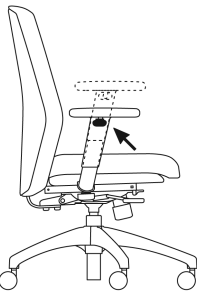
**Seat Height**  
To raise the seat height, remove your weight from the chair while lifting the lever under the right side of the seat. To lower the seat height, life the lever while sitting in the chair.



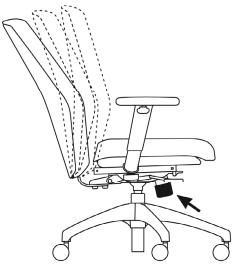
**Adjustable Arm Width (All arm options)**  
To adjust the arm width, loosen the knob under the arm support by turning clockwise. Slide the arm support toward or away from the seat to adjust the arm width. Tighten the knob under the arm to secure.



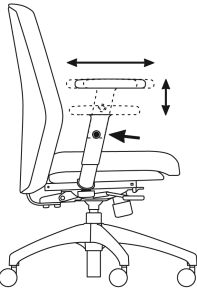
**Tilt Lock**  
To recline, pull out the lever under the right side of the seat. To lock the chair upright, push the lever in.



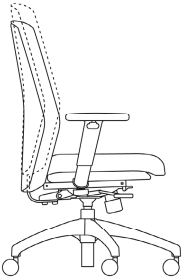
**Height Adjustable Arm (Optional)**  
To adjust the arm pad height, lift the lever on the outside of the arm support and move the arm up or down. Release the lever to lock.



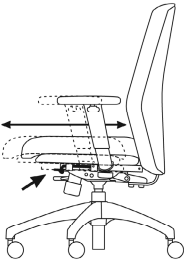
**Tilt Tension**  
To adjust the tilt tension, turn the knob under the front of the seat. Turn counterclockwise to tighten, and clockwise to loosen. The tension adjustment provides a variable limiting function allowing the user to customize ranges of recline between upright and full recline.



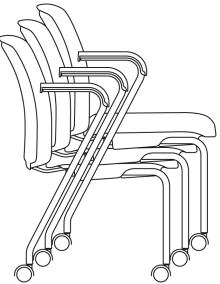
**High Performance Arm (Optional)**  
To adjust the arm pad height, push the button on the outside of the arm support and move the arm up or down. Release the button to lock. To adjust arm pad depth, grasp arm pad and push forward or pull backward. The arm pad adjusts 2.5" in depth.



**Back Height**  
To raise the back height, firmly hold both sides of the back and lift. The back height adjusts 9 notches upward. To lower the back height, first raise the back to the highest position; the top notch releases the back to the lowest position.



**Sliding Seat Depth Adjustment (Optional)**  
To adjust the seat depth, lift the lever under the left side of the seat and slide the seat to the desired location. Release the lever to lock in one of the 6 positions




EWC Pro Side Chair

**This is a stacking side chair.**  
Chairs should not be stacked more than 3 units high. To stack chairs, place the rear legs of the top chair in front of the rear legs of the bottom chair. The bottom of the top chair's seat should rest on the lower chair's seat.

EWC Tech™  
suspension back task chair  
synchronized tilt control  
fully assembled



	arm	description	pattern no.
	Armless	Suspension mid-back task chair, plastic base, <u>synchronized control</u>	<b>88W-MB-2-SY-NA-5-ASMQ-( )</b>
	Fixed arms	Suspension mid-back task chair, plastic base, <u>synchronized control</u>	<b>88W-MB-2-SY-FA-5-ASMQ-( )</b>
	Height/width adjustable arms	Suspension mid-back task chair, plastic base, <u>synchronized control</u>	<b>88W-MB-2-SY-HA-5-ASMQ-( )</b>
	High performance arms	Suspension mid-back task chair, plastic base, <u>synchronized control</u>	<b>88W-MB-2-SY-HP-5-ASMQ-( )</b>

list price																	
Presto																	
base																	
grade	A	COM	B	C	D	E	F	G	H	I	T	COL	U	V	W	X	Y
	\$836.	\$851.	\$865.	\$881.	\$905.	\$924.	\$950.	\$962.	\$966.	\$982.	\$1,023.	\$1,083.	\$1,138.	\$1,235.	n/a	\$1,328.	

901.	914.	927.	948.	968.	990.	1,015.	1,026.	1,031.	1,046.	1,092.	1,147.	1,204.	1,302.	n/a	1,395.
------	------	------	------	------	------	--------	--------	--------	--------	--------	--------	--------	--------	-----	--------

935.	949.	963.	981.	1,002.	1,023.	1,049.	1,059.	1,066.	1,082.	1,125.	1,183.	1,238.	1,335.	n/a	1,430.
------	------	------	------	--------	--------	--------	--------	--------	--------	--------	--------	--------	--------	-----	--------

952.	967.	981.	998.	1,021.	1,041.	1,068.	1,079.	1,083.	1,099.	1,140.	1,201.	1,255.	1,353.	n/a	1,445.
------	------	------	------	--------	--------	--------	--------	--------	--------	--------	--------	--------	--------	-----	--------

Order Code	Ordering Information	Options
<i>Example:</i> <b>88W-MB-2-SY-HA 5-SL-ASMQ-HC Seat: K1000/8 - Back: S08</b>	<i>Specify:</i> 1. Pattern number 2. Seat and back upholstery 3. Suspension back color  <i>Finish color:</i> Black  <b>Options</b> <i>Polished Aluminum Base:</i> Replace 2 in pattern with 4. Only available with standard height cylinder.  <i>Code: Upchg: Description:</i> 4      \$153      polished aluminum base	<i>Cylinder Height Option:</i> For low height cylinder (plastic base only), replace 5 in pattern number with L. See Dimensions page for seat height range.  <i>Code: Upchg: Description:</i> L      \$72      low cylinder  <i>Sliding Seat Option:</i> For sliding seat with 2.75" of depth adjustment insert SL after cylinder choice in pattern number. Adds 0.5" to seat height.  <i>Code: Upchg: Description:</i> SL      \$40      sliding seat
<b>88W</b>	Essentials Tech suspension back task chair	<i>Caster and Glide Options:</i> Substitute HC in pattern with one of the following options:  <i>Code: Upchg: Description:</i> SC      n/c      soft black casters for hard surfaces  GL      n/c      glides
<b>MB</b>	Mid-back	
<b>2</b>	Black finish	
<b>SY</b>	Synchronized tilt control	
<b>HA</b>	Height and width adjustable arms	
<b>5</b>	Standard height cylinder	
<b>SL</b>	Sliding seat	
<b>ASMQ</b>	Fully assembled	
<b>HC</b>	Hard wheel black caster	
<b>SEAT</b>	Presto Red Carpet	
<b>K1000/8</b>		
<b>BACK S08</b>	Red Carpet	






<b>Presto - Base Grade Fabric</b>	<b>Suspension Back-Standard</b>	
<b>FOR SEAT ONLY</b>	<b>FOR BACK ONLY</b>	<i>CAL 133 Options:</i>
<i>Color options:</i>	<i>Color options:</i>	<i>Code: Upchg: Description:</i>
Presto Winter White K1000/1	Red Carpet S08	C133 \$51 CAL 133 textile on
Presto Sand K1000/2	Beige Taupe S09	seat only. (add
Presto Stone K1000/3	Olive S10	C133 to the end of
Presto Saffron K1000/4	Navy Blue S11	the pattern number)
Presto Spring Green K1000/5	Clear Gray S12	
Presto Blue Chip K1000/6	Charcoal Gray S13	
Presto Scarlet K1000/7	Black Tie S14	
Presto Red Carpet K1000/8		
Presto Beige Taupe K1000/9	EWC Tech Suspension Back is cleaning	
Presto Olive K1000/10	code W-S. It is rated Heavy Duty for	
Presto Navy Blue K1000/11	abrasion (exceeds 30,000 double rubs	
Presto Clear Gray K1000/12	with Wyzenbeek method).	
Presto Charcoal Gray K1000/13		
Presto Black Tie K1000/14		
	<b><u>COM/COL Upholstery Requirements</u></b>	
	Textile yardage required: .8 yards	
	Leather sq. ft. required: 10 sq. ft.	

EWC Tech™

suspension back task chair

swivel tilt control

fully assembled

	arm	description	pattern no.
<div>Designer(s): Jeffrey Bernett and Nicholas Dodziuk, 2005</div> <div></div>	Armless	Suspension mid-back task chair, plastic base, swivel-tilt control	<b>88W-MB-2-ST-NA-5-ASMQ- ( )</b>
			
	Fixed arms	Suspension mid-back task chair, plastic base, swivel-tilt control	<b>88W-MB-2-ST-FA-5-ASMQ- ( )</b>
			
	Height/width adjustable arms	Suspension mid-back task chair, plastic base, swivel-tilt control	<b>88W-MB-2-ST-HA-5-ASMQ- ( )</b>
			
	High performance arms	Suspension mid-back task chair, plastic base, swivel-tilt control	<b>88W-MB-2-ST-HP-5-ASMQ- ( )</b>
			

Order Code	Ordering Information		Options	
<i>Example:</i>	<b>88W-MB-2-ST-HA 5-SL-ASMQ-HC Seat: K1000/8 Back: S08</b>	<i>Specify:</i> 1. Pattern number 2. Seat and back upholstery 3. Suspension back color	<i>Cylinder Height Option:</i> For low height cylinder (plastic base only), replace 5 in pattern number with L. See Dimensions page for seat height range.	<i>Caster and Glide Options:</i> Substitute HC in pattern with one of the following options:
<b>88W</b>	Essentials Tech upholstered task chair		<i>Code:</i> SC <i>Upchg:</i> n/c <i>Description:</i> soft black casters for hard surfaces	
<b>MB</b>	Mid-back	<i>Finish color:</i> Black	<i>Code:</i> L <i>Upchg:</i> \$72 <i>Description:</i> low cylinder	<i>Code:</i> GL <i>Upchg:</i> n/c <i>Description:</i> glides
<b>2</b>	Black finish			
<b>ST</b>	Swivel tilt control			
<b>HA</b>	Height and width adjustable arms	<b>Options</b>	<i>Sliding Seat Option:</i> For sliding seat with 2.75" of depth adjustment insert SL after cylinder choice in pattern number. Adds 0.5" to seat height.	
<b>5</b>	Standard height cylinder	<i>Polished Aluminum Base:</i> Replace 2 in pattern with 4. Only available with standard height cylinder.		
<b>SL</b>	Sliding seat			
<b>ASMQ</b>	Fully assembled	<i>Code:</i> 4 <i>Upchg:</i> \$153 <i>Description:</i> polished aluminum base	<i>Code:</i> SL <i>Upchg:</i> \$40 <i>Description:</i> sliding seat	
<b>HC</b>	Hard wheel black caster			
<b>SEAT K1000/8</b>	Presto Red Carpet			
<b>BACK S08</b>	Red Carpet			

list price Presto base grade	<b>A</b>	COM <b>B</b>	<b>C</b>	<b>D</b>	<b>E</b>	<b>F</b>	<b>G</b>	<b>H</b>	<b>I</b>	<b>T</b>	COL <b>U</b>	<b>V</b>	<b>W</b>	<b>X</b>	<b>Y</b>
\$721.	\$737.	\$752.	\$770.	\$792.	\$814.	\$838.	\$850.	\$855.	\$870.	\$910.	\$969.	\$1,028.	\$1,127.	n/a	\$1,218.

787.	802.	817.	836.	859.	879.	905.	914.	920.	937.	979.	1,035.	1,095.	1,193.	n/a	1,288.
------	------	------	------	------	------	------	------	------	------	------	--------	--------	--------	-----	--------

823.	837.	852.	869.	891.	912.	938.	950.	955.	971.	1,014.	1,071.	1,129.	1,227.	n/a	1,323.
------	------	------	------	------	------	------	------	------	------	--------	--------	--------	--------	-----	--------

838.	854.	869.	886.	909.	931.	955.	966.	973.	987.	1,027.	1,087.	1,144.	1,244.	n/a	1,335.
------	------	------	------	------	------	------	------	------	------	--------	--------	--------	--------	-----	--------

Presto - Base Grade Fabric	Suspension Back-Standard		
<b>FOR SEAT ONLY</b> <i>Color options:</i>  Presto Winter White K1000/1 Presto Sand K1000/2 Presto Stone K1000/3 Presto Saffron K1000/4 Presto Spring Green K1000/5 Presto Blue Chip K1000/6 Presto Scarlet K1000/7 Presto Red Carpet K1000/8 Presto Beige Taupe K1000/9 Presto Olive K1000/10 Presto Navy Blue K1000/11 Presto Clear Gray K1000/12 Presto Charcoal Gray K1000/13 Presto Black Tie K1000/14	<b>FOR BACK ONLY</b> <i>Color options:</i>  Red Carpet S08 Beige Taupe S09 Olive S10 Navy Blue S11 Clear Gray S12 Charcoal Gray S13 Black Tie S14  EWC Tech Suspension Back is cleaning code W-S. It is rated Heavy Duty for abrasion (exceeds 30,000 double rubs Wyzenbeek method).	<i>CAL 133 Options:</i>  <i>Code:</i> C133 <i>Upchg:</i> \$51 <i>Description:</i> CAL 133 textile on seat only, (add C133 to the end of the pattern number)	<b>COM/COL Upholstery Requirements</b> Textile yardage required: .8 yards Leather sq. ft. required: 10 sq. ft.

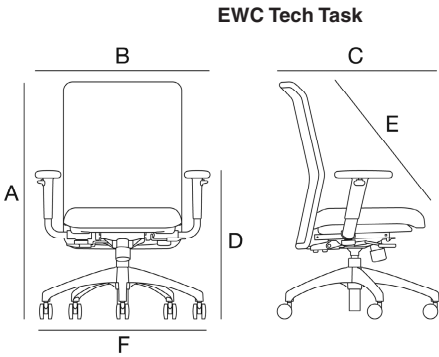


Seat*	BIFMA G1-2002 Ergonomic Guidelines	EWC Tech Mid-back Task Ergonomic Dimensions	EWC Tech Side
Seat Height**	15" - 19.9" minimum range (one or combination of chairs)	16.25" - 20.75" (std. cylinder) 15.5" - 19.6" (alum. base, std. cylinder) 15" - 19" (low cylinder)  **sliding seat option adds 0.5" to all seat height dimensions	17"
Seat Depth	16.9" or less fixed, include if adjustable	16.9" (fixed) 16.25" - 19" (adjustable)	16.9"
Seat Width	18" min	19"	19"
Seat Pan Angle (at rest)	0° - 4° rearward	2°	2°
Back*			
Backrest Height	12.2" min	23"	17.5"
Backrest Width	14.2" min	19"	18.5"
Lumbar Support	5.9" - 9.8"	6.5"	6.25"
Angle Between Seat and Back	90° - 115°	96°	103°
Tilt Range of Back	10° min	24° (synchro) 14° (swivel)	N/A
Arms*			
Armrest Height (fixed)	7.9" - 9.8"	8.2" (fixed)	9.4"
Armrest Height (adjustable)	6.9" - 10.8"	7" - 10.5" (height adj.) 7.875" - 11" (high perf.)	N/A
Inside Distance Between Armrests (fixed)	18" min	19.5" - 21.5" (fixed)	19.5"
Inside Distance Between Armrests (adjustable)	include 18"	19.5" - 21.5" (height adj.) 18.5" - 20.625" (high perf.)	N/A

\*All measurements taken with BIFMA Chair Measuring Device using the Universal Measurement Procedure which has a measurement uncertainty of ±5%

Chair Measurements ***			
<b>A</b> Overall Height		38.25" - 42.75" (plastic base) 37.5" - 41.6" (alum. base)	32"
<b>B</b> Overall Width		27"	21.75" (armless) 24.3" (with arms)
<b>C</b> Overall Depth		27" (plastic base); 26.75" (alum. base)	24"
<b>D</b> Fixed Arm Height from Floor		24.2" - 28.7"	25.8"
Height Adj. Arm Height from Floor		23" - 31.5"	N/A
High Perf. Arm Height from Floor		22.875" - 30.5"	N/A
<b>E</b> Recline Range		96° - 120° (synchro) 96° - 110° (swivel) 1:3 (synchro); 1:1 (swivel)	N/A N/A N/A
Back Recline Ratio			
<b>F</b> Base Diameter		27" (plastic); 26.75" (alum.)	N/A
<b>G</b> Weight		38.6 lbs. (plastic base) 40.6 lbs. (alum. base)	19.2 lbs. (armless) 22.5 lbs. (with arms)

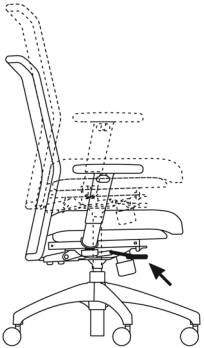
\*\*\*standard cylinder; sliding seat option adds 0.5" to overall height and arm height from floor



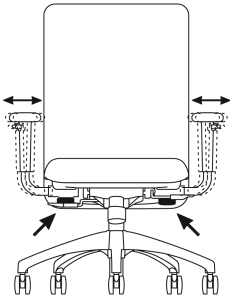
Compliance: ANSI/BIFMA X5.1 : 2011 (U.S. structural standard), ANSI/HFES 100-2007 (synchro control) (U.S. ergonomic standard), BIFMA G1 : 2002 (U.S. ergonomic guidelines), California T.B. 117 (U.S. flammability standard for foam), California T.B. 133 with approved FR textile (U.S. flammability standard for full chair), CAN/CGSB 44.232-2002; BS EN 13761 : 2002 (British visitor chair standard, EWC Tech side)

The EWC Tech chair line has been tested and is approved for use by individuals weighing up to 300 pounds.

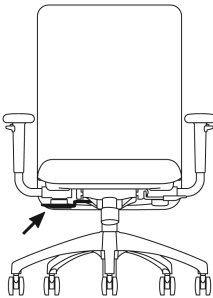
EWC Tech Task Chair Operating Instructions



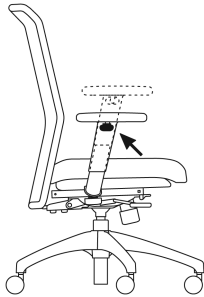
**Seat Height**  
To raise the seat height, remove your weight from the chair while lifting the lever under the right side of the seat. To lower the seat height, life the lever while sitting in the chair.



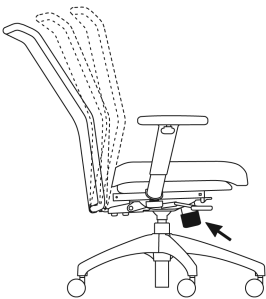
**Adjustable Arm Width (All arm options)**  
To adjust the arm width, loosen the knob under the arm support by turning clockwise. Slide the arm support toward or away from the seat to adjust the arm width. Tighten the knob under the arm to secure.



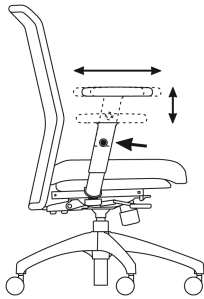
**Tilt Lock**  
To recline, pull out the lever under the right side of the seat. To lock the chair upright, push the lever in.



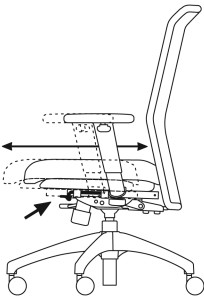
**Height Adjustable Arm (Optional)**  
To adjust the arm pad height, lift the lever on the outside of the arm support and move the arm up or down. Release the lever to lock.



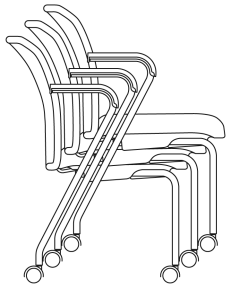
**Tilt Tension**  
To adjust the tilt tension, turn the knob under the front of the seat. Turn counterclockwise to tighten, and clockwise to loosen. The tension adjustment provides a variable limiting function allowing the user to customize ranges of recline between upright and full recline.



**High Performance Arm (Optional)**  
To adjust the arm pad height, push the button on the outside of the arm support and move the arm up or down. Release the button to lock. To adjust arm pad depth, grasp arm pad and push forward or pull backward. The arm pad adjusts 2.5" in depth.





**Sliding Seat Depth Adjustment (Optional)**  
To adjust the seat depth, lift the lever under the left side of the seat and slide the seat to the desired location. Release the lever to lock in one of the 6 positions.



**EWC Tech Side Chair**  
**This is a stacking side chair.**  
Chairs should not be stacked more than 3 units high. To stack chairs, place the rear legs of the top chair in front of the rear legs of the bottom chair. The bottom of the top chair's seat should rest on the lower chair's seat.

EWC Sport™  
upholstered mid-back task chair  
synchronized tilt control  
fully assembled

	arm	description	pattern no.
<div>Designer(s): Jeffrey Barnett and Nicholas Dodziuk, 2007</div> <div></div> <div></div> <div>(Shown with EWC Sport Fabric Seat Accent Option)</div>	Armless	Upholstered mid-back task chair with upholstered outer back, 2.5" back height adjustment, plastic base, synchronized control	<b>99W-MBU-2-SY-NA-5-ASMQ-( )</b>
	Fixed arms	Upholstered mid-back task chair with upholstered outer back, 2.5" back height adjustment, plastic base, synchronized control	<b>99W-MBU-2-SY-FA-5-ASMQ-( )</b>
	Height/width adjustable arms	Upholstered mid-back task chair with upholstered outer back, 2.5" back height adjustment, plastic base, synchronized control	<b>99W-MBU-2-SY-HA-5-ASMQ-( )</b>
	High performance arms	Upholstered mid-back task chair with upholstered outer back, 2.5" back height adjustment, plastic base, synchronized control	<b>99W-MBU-2-SY-HP-5-ASMQ-( )</b>

Order Code	Ordering Information	Options
<i>Example:</i> <b>99W-MBU-2-SY-HA-5-SL-ASMQ-HC K1000/8 K1000/8 K1196/14</b>	<i>Specify:</i> 1. Pattern number 2. Seat upholstery 3. Seat accent upholstery 4. Back upholstery 5. Back accent upholstery	<i>Cylinder Height Option:</i> For low height cylinder (plastic base only), replace 5 in pattern number with L. See Dimensions page for seat height range.  <i>Code:</i> <i>Upchg:</i> <i>Description:</i> L       \$72       low cylinder
<b>99W</b> EWC Sport task chair		
<b>MB</b> Mid-back		
<b>U</b> Upholstered outer back		
<b>2</b> Black finish	<i>Finish color:</i> Black	
<b>SY</b> Synchronized tilt control		
<b>HA</b> Height and width adjustable arms	<i>Options</i> <i>Polished Aluminum Base:</i> Replace 2 in pattern with 4. Only available with standard height cylinder.	<i>Sliding Seat Option:</i> For sliding seat with 2.75" of depth adjustment insert SL after cylinder choice in pattern number. Adds 0.5" to seat height.
<b>5</b> Standard height cylinder		
<b>SL</b> Sliding seat		
<b>ASMQ</b> Fully assembled	<i>Code:</i> <i>Upchg:</i> <i>Description:</i> 4       \$153       polished aluminum base	<i>Code:</i> <i>Upchg:</i> <i>Description:</i> SL       \$40       sliding seat
<b>HC</b> Hard wheel black casters		
<b>K1000/8</b> Presto Red Carpet		
<b>K1000/8</b> Presto Red Carpet		
<b>K1000/8</b> Presto Red Carpet		
<b>K1196/14</b> EWC Sport Black		

list price Presto base grade	<b>A</b>	COM <b>B</b>	<b>C</b>	<b>D</b>	<b>E</b>	<b>F</b>	<b>G</b>	<b>H</b>	<b>I</b>	<b>T</b>	COL <b>U</b>	<b>V</b>	<b>W</b>	<b>X</b>	<b>Y</b>
\$834.	\$870.	\$908.	\$946.	\$993.	\$1,044.	\$1,094.	\$1,143.	\$1,218.	\$1,305.	\$1,350.	\$1,395.	\$1,589.	\$1,830.	n/a	\$2,057.







896.	932.	969.	1,006.	1,056.	1,107.	1,156.	1,207.	1,282.	1,368.	1,412.	1,458.	1,651.	1,896.	n/a	2,120.
------	------	------	--------	--------	--------	--------	--------	--------	--------	--------	--------	--------	--------	-----	--------

930.	966.	1,003.	1,041.	1,090.	1,140.	1,191.	1,242.	1,316.	1,403.	1,446.	1,491.	1,684.	1,929.	n/a	2,153.
------	------	--------	--------	--------	--------	--------	--------	--------	--------	--------	--------	--------	--------	-----	--------

950.	986.	1,023.	1,061.	1,109.	1,160.	1,209.	1,259.	1,333.	1,421.	1,465.	1,511.	1,705.	1,947.	n/a	2,173.
------	------	--------	--------	--------	--------	--------	--------	--------	--------	--------	--------	--------	--------	-----	--------

Presto - Base Grade Fabric	EWC Sport Fabric
<i>Color options:</i>  Presto Winter White K1000/1 Presto Sand K1000/2 Presto Stone K1000/3 Presto Saffron K1000/4 Presto Spring Green K1000/5 Presto Blue Chip K1000/6 Presto Scarlet K1000/7 Presto Red Carpet K1000/8 Presto Beige Taupe K1000/9 Presto Olive K1000/10 Presto Navy Blue K1000/11 Presto Clear Gray K1000/12 Presto Charcoal Gray K1000/13 Presto Black Tie K1000/14  <i>For split seat and back upholstery, indicate the words “seat” and “back” before the selected color.</i>	<i>Back and Seat Accent Options:</i>  All EWC Sport chairs come standard with an EWC Sport fabric upholstered outer back accent. The back accent can only be specified in EWC Sport fabric. Optional EWC Sport fabric seat accents can be specified for an upcharge of \$28. EWC Sport fabric is available in three colors as outlined below. Chair can be fully upholstered in EWC Sport fabric at Grade A pricing.  Color Options:  EWC Sport Beige Taupe K1196/9 EWC Sport Charcoal Gray K1196/13 EWC Sport Black K1196/14 EWC Sport Fabric exceeds 100,000 double rubs Wyzenbeek method and is cleaning code W-S.  <i>Split Upholstery Option:</i> EWC Sport seats and backs can be upholstered in any two approved KnollTextiles or Spinneybeck upholsteries. To specify, first indicate the seat upholstery (labeled “seat upholstery”) and then indicate the back upholstery (labeled “back upholstery”). The list price of the chair equals the list price of the higher of the two upholstery grades.  <b>COM/COL Upholstery Requirements</b> Textile yardage required: 1.9 yards Leather sq. ft. required: 22 sq. ft.  <i>CAL 133 Options:</i> <i>Code:</i> <i>Upchg:</i> <i>Description:</i> C133   \$80       CAL 133 textile on seat and back. Add C133 to the end of the pattern number

EWC Sport™  
upholstered mid-back task chair  
swivel tilt control  
fully assembled

	arm	description	pattern no.
<div>Designer(s): Jeffrey Bennett and Nicholas Dodziuk, 2007</div> <div></div> <div>(Shown with EWC Sport Fabric Seat Accent Option)</div>	Armless 	Upholstered mid-back task chair with upholstered outer back, 2.5" back height adjustment, plastic base, swivel-tilt control	<b>99W-MBU-2-ST-NA-5-ASMQ-( )</b>
	Fixed arms 	Upholstered mid-back task chair with upholstered outer back, 2.5" back height adjustment, plastic base, swivel-tilt control	<b>99W-MBU-2-ST-FA-5-ASMQ-( )</b>
	Height/width adjustable arms 	Upholstered mid-back task chair with upholstered outer back, 2.5" back height adjustment, plastic base, swivel-tilt control	<b>99W-MBU-2-ST-HA-5-ASMQ-( )</b>
	High performance arms 	Upholstered mid-back task chair with upholstered outer back, 2.5" back height adjustment, plastic base, swivel-tilt control	<b>99W-MBU-2-ST-HP-5-ASMQ-( )</b>

Standard  
Specials  
Office Seating

list price Presto base grade	A	COM B	C	D	E	F	G	H	I	T	COL U		V	W	X	Y
\$722.	\$758.	\$797.	\$834.	\$884.	\$935.	\$985.	\$1,035.	\$1,110.	\$1,201.	\$1,245.	\$1,290.	\$1,485.	\$1,731.		n/a	\$1,960.

785.	822.	859.	897.	948.	998.	1,049.	1,099.	1,177.	1,263.	1,308.	1,354.	1,548.	1,795.		n/a	2,024.
------	------	------	------	------	------	--------	--------	--------	--------	--------	--------	--------	--------	--	-----	--------

818.	855.	893.	931.	981.	1,031.	1,083.	1,134.	1,209.	1,299.	1,343.	1,385.	1,585.	1,829.		n/a	2,058.
------	------	------	------	------	--------	--------	--------	--------	--------	--------	--------	--------	--------	--	-----	--------

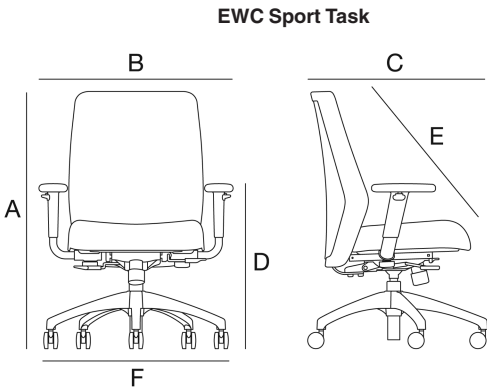
838.	873.	912.	950.	1,000.	1,050.	1,100.	1,151.	1,225.	1,316.	1,360.	1,406.	1,600.	1,846.		n/a	2,075.
------	------	------	------	--------	--------	--------	--------	--------	--------	--------	--------	--------	--------	--	-----	--------

Order Code	Ordering Information	Options
<i>Example:</i> <b>99W-MBU-2-ST-HA-5-SL-ASMQ-HC K1000/8 K1000/8 K1196/14</b>	<i>Specify:</i> 1. Pattern number 2. Seat upholstery 3. Seat accent upholstery 4. Back upholstery 5. Back accent upholstery	<i>Cylinder Height Option:</i> For low height cylinder (plastic base only), replace 5 in pattern number with L. See Dimensions page for seat height range.  <i>Code:</i> <i>Upchg:</i> <i>Description:</i> L      \$72      low cylinder
<b>99W</b> EWC Sport task chair		
<b>MB</b> Mid-back		
<b>U</b> Upholstered outer back		
<b>2</b> Black finish	<i>Finish color:</i> Black	
<b>ST</b> Swivel tilt control		
<b>HA</b> Height and width adjustable arms	<b>Options</b> <i>Polished Aluminum Base:</i> Replace 2 in pattern with 4. Only available with standard height cylinder.	<i>Sliding Seat Option:</i> For sliding seat with 2.75" of depth adjustment insert SL after cylinder choice in pattern number. Adds 0.5" to seat height.
<b>5</b> Standard height cylinder		
<b>SL</b> Sliding seat		
<b>ASMQ</b> Fully assembled	<i>Code:</i> <i>Upchg:</i> <i>Description:</i> 4      \$153      polished aluminum base	<i>Code:</i> <i>Upchg:</i> <i>Description:</i> SL      \$40      sliding seat
<b>HC</b> Hard wheel black casters		
<b>K1000/8</b> Presto Red Carpet		
<b>K1000/8</b> Presto Red Carpet		
<b>K1000/8</b> Presto Red Carpet		
<b>K1196/14</b> EWC Sport Black		

Presto - Base Grade Fabric	EWC Sport Fabric
<i>Color options:</i>  Presto Winter White K1000/1 Presto Sand K1000/2 Presto Stone K1000/3 Presto Saffron K1000/4 Presto Spring Green K1000/5 Presto Blue Chip K1000/6 Presto Scarlet K1000/7 Presto Red Carpet K1000/8 Presto Beige Taupe K1000/9 Presto Olive K1000/10 Presto Navy Blue K1000/11 Presto Clear Gray K1000/12 Presto Charcoal Gray K1000/13 Presto Black Tie K1000/14	<i>Back and Seat Accent Options:</i>  All EWC Sport chairs come standard with an EWC Sport fabric upholstered outer back accent. The back accent can only be specified in EWC Sport fabric. Optional EWC Sport fabric seat accents can be specified for an upcharge of \$28. EWC Sport fabric is available in three colors as outlined below. Chair can be fully upholstered in EWC Sport fabric at Grade A pricing.  Color Options:  EWC Sport Beige Taupe K1196/9 EWC Sport Charcoal Gray K1196/13 EWC Sport Black K1196/14  EWC Sport Fabric exceeds 100,000 double rubs Wyzenbeck method and is cleaning code W-S.
<i>For split seat and back upholstery, indicate the words “seat” and “back” before the selected color.</i>	<i>Split Upholstery Option:</i> EWC Sport seats and backs can be upholstered in any two approved KnollTextiles or Spinneybeck upholsteries. To specify, first indicate the seat upholstery (labeled “seat upholstery”) and then indicate the back upholstery (labeled “back upholstery”). The list price of the chair equals the list price of the higher of the two upholstery grades.
	<b>COM/COL Upholstery Requirements</b> Textile yardage required: 1.9 yards Leather sq. ft. required: 22 sq. ft.  <i>CAL 133 Options:</i> <i>Code:</i> <i>Upchg:</i> <i>Description:</i> C133      \$80      CAL 133 textile on seat and back. Add C133 to the end of the pattern number

Seat*	BIFMA G1-2002 Ergonomic Guidelines	EWC Sport Mid-back Task Ergonomic Dimensions
Seat Height**	15" - 19.9" minimum range (one or combination of chairs)	15.6" - 20.25" (std. cylinder) 14.9" - 19" (alum. base, std. cylinder) 14.4" - 18.5" (low cylinder)
		**sliding seat option adds 0.5" to all seat height dimensions
Seat Depth	16.9" or less fixed, include if adjustable	16.9" (fixed) 16.25" - 19" (adjustable)
Seat Width	18" min	19.75"
Seat Pan Angle (at rest)	0° - 4° rearward	3.5°
Back*		
Backrest Height	12.2" min	22" - 24.5"
Backrest Width	14.2" min	19.25"
Lumbar Support	5.9" - 9.8" (adjustable include part of range)	6.5" - 9.25"
Angle Between Seat and Back	90° - 115°	98°
Tilt Range of Back	10° min	22° (synchro) 12° (swivel)
Arms*		
Armrest Height (fixed)	7.9" - 9.8"	8.2" (fixed)
Armrest Height (adjustable)	6.9" - 10.8"	7" - 10.5" (height adj.) 7.75" - 10.875" (high perf.)
Inside Distance Between Armrests (fixed)	18" min	18.4" - 20.4" (fixed)
Inside Distance Between Armrests (adjustable)	include 18"	18.4" - 20.4" (height adj.) 18.5" - 20.625" (high perf.)
*All measurements taken with BIFMA Chair Measuring Device using the Universal Measurement Procedure which has a measurement uncertainty of ±5%		
Chair Measurements ***		
A Overall Height		37.1" - 41.75" (plastic base) 36.35" - 40.45" (alum. base)
B Overall Width		29"
C Overall Depth		27" (plastic base); 26.75" (alum. base)
D Fixed Arm Height from Floor Height Adj. Arm Height from Floor High Perf. Arm Height from Floor		23.75" - 28.5" 22.5" - 30.75" 22.875" - 30.5"
E Recline Range		98° - 120° (synchro) 98° - 110° (swivel) 1:3 (synchro); 1:1 (swivel)
Back Recline Ratio		
F Base Diameter		27" (plastic); 26.75" (alum. base)
G Weight		46 lbs. (plastic base) 48 lbs. (alum. base)

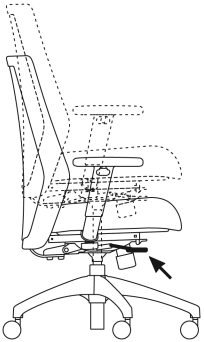
\*\*\*standard cylinder; sliding seat option adds 0.5" to overall height and arm height from floor



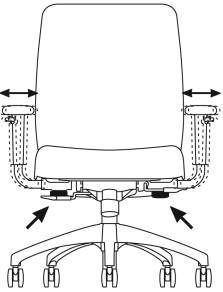
Compliance: ANSI/BIFMA X5.1 : 2011 (U.S. structural standard), ANSI/HFES 100-2007 (synchro control) (U.S. ergonomic standard), BIFMA G1 : 2002 (U.S. ergonomic guidelines), California T.B. 117 (U.S. flammability standard for foam), California T.B. 133 with approved FR textile (U.S. flammability standard for full chair)

The EWC Sport chair line has been tested and is approved for use by individuals weighing up to 300 pounds.

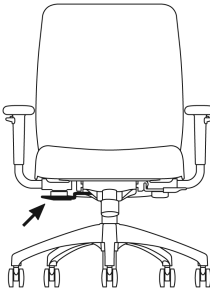
EWC Sport Task Chair Operating Instructions



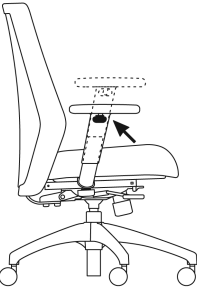
**Seat Height**  
To raise the seat height, remove your weight from the chair while lifting the lever under the right side of the seat. To lower the seat height, life the lever while sitting in the chair.



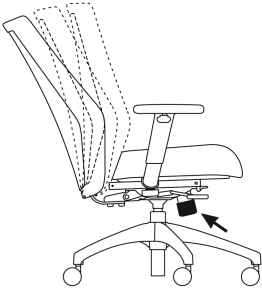
**Adjustable Arm Width (All arm options)**  
To adjust the arm width, loosen the knob under the arm support by turning clockwise. Slide the arm support toward or away from the seat to adjust the arm width. Tighten the knob under the arm to secure.



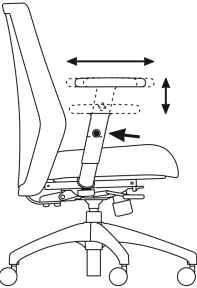
**Tilt Lock**  
To recline, pull out the lever under the right side of the seat. To lock the chair upright, push the lever in.



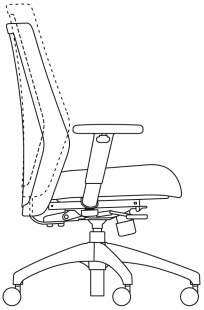
**Height Adjustable Arm (Optional)**  
To adjust the arm pad height, lift the lever on the outside of the arm support and move the arm up or down. Release the lever to lock.



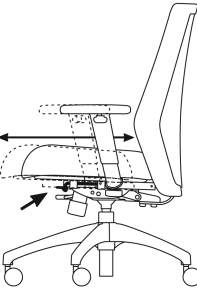
**Tilt Tension**  
To adjust the tilt tension, turn the knob under the front of the seat. Turn counterclockwise to tighten, and clockwise to loosen. The tension adjustment provides a variable limiting function allowing the user to customize ranges of recline between upright and full recline.



**High Performance Arm (Optional)**  
To adjust the arm pad height, push the button on the outside of the arm support and move the arm up or down. Release the button to lock. To adjust arm pad depth, grasp arm pad and push forward or pull backward. The arm pad adjusts 2.5" in depth.




**Back Height (Task chairs only)**  
To raise the back height, firmly hold both sides of the back and lift. The back height adjusts 9 notches upward. To lower the back height, first raise the back to the highest position; the top notch releases the back to the lowest position.



**Sliding Seat Depth Adjustment (Optional)**  
To adjust the seat depth, lift the lever under the left side of the seat and slide the seat to the desired location. Release the lever to lock in one of the 6 positions.

Designer(s):  
Jeffrey Bennett and  
Nicholas Dodziuk, 2007



arm	description	pattern no.
fixed	Cantilevered side chair with painted frame, stacks 4 high on the floor	9-A-SL-S-CGSB
		
9RSEAT	Replacement upholstered seat assembly	9RSEAT-CGSB

list price base grade	grades A	B	C	D	E	F	G	H	I	T	COL U	V	W	X	Y
\$545.	\$563.	\$587.	\$595.	\$619.	\$639.	\$655.	\$685.	\$725.	\$740.	\$798.	\$846.	\$950.	\$1,084.	\$1,142.	\$1,201.

222.	246.	266.	284.	300.	320.	334.	353.	392.	424.	494.	547.	658.	804.	867.	931.
------	------	------	------	------	------	------	------	------	------	------	------	------	------	------	------

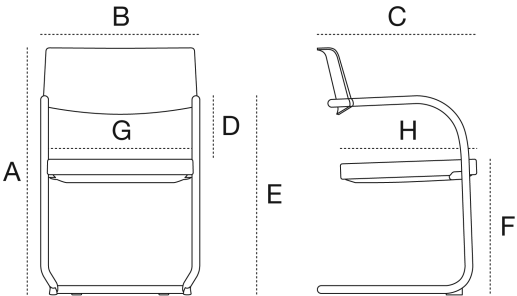
Order Code	Ordering Information	Finish Options
Example: 9-A-SL-S-2-AB-K1000/14-CGSB	Specify:	Frame:
9	1. Pattern number	Select one of the following frame finishes
A	2. Frame finish color	Code: Upchg: Description:
SL	3. Back color	2 n/c Black
S	4. Upholstery selection	3 n/c Metallic Grey
2		4 n/c Metallic Silver
AB		C \$153 Trivalent Chrome
K1000/14		Back:
		Select one of the following back colors
Example for Cal 133:		Code: Upchg: Description:
9-A-SL-S-2-AB-C-K1000/14-133-CGSB		AB n/c Almost Black
		CH n/c Charcoal
		RD n/c Red
		OR n/c Orange
		WH n/c White

Presto - Base Grade Fabric	Textile Options
Color options:	KnollTextiles fabrics and Spinneybeck leathers:
Presto, Winter White K1000/1	Please refer to the textile matrices at the beginning of the price list for approved fabrics and leathers.
Presto, Sand K1000/2	
Presto, Stone K1000/3	
Presto, Saffron K1000/4	
Presto, Spring Green K1000/5	
Presto, Blue Chip K1000/6	
Presto, Scarlet K1000/7	
Presto, Red Carpet K1000/8	
Presto, Beige Taupe K1000/9	
Presto, Olive K1000/10	
Presto, Navy Blue K1000/11	
Presto, Clear Gray K1000/12	
Presto, Charcoal Gray K1000/13	
Presto, Black Tie K1000/14	
	Customer's Own Material/Leather:
	See Customer's Own Material Seating Process Overview at the beginning of the price list
	COM/COL Textile Requirements
	Fabric yards 0.8 yards
	Leather square feet 14 sq. ft.
	Insert C after back color and 133 after upholstery selection
	Code: Upchg: Description:
	C()133 \$51 Cal 133 compliant textile



Dimensions

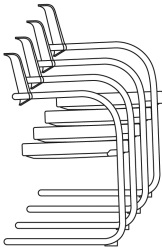
A. Overall Height	32.5"
B. Overall Width	21"
C. Overall Depth	21"
D. Arm Height from Seat	8.5"
E. Arm Height from Floor	26.25"
F. Seat Height	17.75"
G. Seat Width	19"
H. Seat Depth	17.5"
Weight	24 lbs.



Operating Instructions

Moment stacks up to 4 units high on the floor and features a non-marking cosmetic cover under the seat that reduces fabric wear from stacking.

To stack chairs, place the top chair seat on top of the seat of the chair below. The base of the top chair fits between the legs of the lower chair and rests on top of the lower chair base.



This page intentionally left blank.

Construction Information

Frame	Powder coat or trivalent chrome over steel
Back structure	Integrally colored, textured, glass reinforced nylon
Back bar	Powder coat or trivalent chrome over aluminum die cast
Seat upholstery plate	Integrally colored polypropylene
Seat cosmetic cover	Integrally colored, textured, impact modified polypropylene
Upholstery	High resiliency molded urethane foam with textile cover
Tip stops and glides	Black, integrally colored, molded nylon
Fasteners and hardware	Steel

Environmental Information

SMaRT®	Moment is SMaRT® Sustainable Gold Certified
GREENGUARD	Moment is GREENGUARD and GREENGUARD Gold
Powder Coat	Knoll metal powder coating processes are 99% VOC-free
Trivalent Chrome	Trivalent chrome uses a safer, more environmentally friendly process to achieve a chrome finish

Compliancy: ANSI/BIFMA X5.1 : 2011 (U.S. structural standard), California T.B. 117 (U.S. flammability standard for foam), California T.B. 133 with approved FR textile (U.S. flammability standard for full chair)

The Moment chair has been tested and is approved for use by individuals weighing up to 300 pounds.

# Alpha-Numeric Index

---

<i>pattern no.</i>	<i>page</i>
11-1-FA-2-S-X-HC-ASMQ	22
11-1-HA-2-S-X-HC-ASMQ	22
11-1-HP-2-S-X-HC-ASMQ	22
11-1-NA-2-S-X-HC-ASMQ	22
33-AA-1-BK-B-S-X-HC-ASMQ	38
33-AA-1-BK-T-S-X-HC-ASMQ	36
33-FA-1-BK-B-S-X-HC-ASMQ	38
33-FA-1-BK-T-S-X-HC-ASMQ	36
33-NA-1-BK-B-S-X-HC-ASMQ	38
33-NA-1-BK-T-S-X-HC-ASMQ	36
44-1-HA-2-S-X-HC-ASMQ	28
44-1-HP-2-S-X-HC-ASMQ	28
44-1-NA-2-S-X-HC-ASMQ	28
44-2-HA-2-S-X-HC-ASMQ	30
44-2-HP-2-S-X-HC-ASMQ	30
44-2-NA-2-S-X-HC-ASMQ	30
77W-MB-2-ST-FA-5-ASMQ	58
77W-MB-2-ST-HA-5-ASMQ	58
77W-MB-2-ST-HP-5-ASMQ	58
77W-MB-2-ST-NA-5-ASMQ	58
77W-MB-2-SY-FA-5-ASMQ	56
77W-MB-2-SY-HA-5-ASMQ	56
77W-MB-2-SY-HP-5-ASMQ	56
77W-MB-2-SY-NA-5-ASMQ	56
88W-MB-2-ST-FA-5-ASMQ-	64
88W-MB-2-ST-HA-5-ASMQ	64
88W-MB-2-ST-HP-5-ASMQ	64
88W-MB-2-ST-NA-5-ASMQ	64
88W-MB-2-SY-FA-5-ASMQ	62
88W-MB-2-SY-HA-5-ASMQ	62
88W-MB-2-SY-HP-5-ASMQ	62
88W-MB-2-SY-NA-5-ASMQ	62
8C4-2-A5GH-ASMQ	44
8C4-2-A5GH-CGSBQ	48
8C4-2-A5KH-ASMQ	46
8C4-2-A5KH-CGSBQ	50
8P4-2-A5GH-ASMQ	44
8P4-2-A5GH-CGSBQ	48
8P4-2-A5KH-ASMQ	46
8P4-2-A5KH-CGSBQ	50
99W-MBU-2-ST-FA-5-ASMQ	70
99W-MBU-2-ST-HA-5-ASMQ	70
99W-MBU-2-ST-HP-5-ASMQ	70
99W-MBU-2-ST-NA-5-ASMQ	70
99W-MBU-2-SY-FA-5-ASMQ	68
99W-MBU-2-SY-HA-5-ASMQ	68
99W-MBU-2-SY-HP-5-ASMQ	68
99W-MBU-2-SY-NA-5-ASMQ	68
9-A-SL-S-CGSB	74
9RSEAT-CGSB	74
U	56, 58

# Selling Policy

This Selling Policy supercedes all previous selling policies. Prices, discounts and product offerings are subject to change without notice.	
<b>Terms &amp; Conditions of Sales</b>	Sales by Knoll, Inc. or Knoll North America Corp. ("Seller") of Knoll Product Lines (hereinafter "Products") within the United States and Canada are made only on the terms which are contained in this Selling Policy. Seller hereby gives notice of its objection to any different or additional terms and conditions. This sale is expressly conditional upon Purchaser's assent to the terms and conditions set forth below. Additional terms and conditions may apply to KnollStudio and KnollTextiles orders. These terms and conditions may be modified or supplemented only by a written document signed by an authorized representative of Seller. These terms and conditions supercede any prior and/or contemporaneous agreements or correspondence between Purchaser and Seller. Written quotations expire thirty (30) days from the date of issuance and can be withdrawn by written notice anytime during that period. Where Purchaser and Seller have entered into the Knoll Electronic Terms and Conditions, all orders, acknowledgements, invoices and other business communications placed or transmitted in accordance with the Knoll Electronic Terms and Conditions shall be deemed to be in writing and signed and shall be valid for all purposes as if they were originated and maintained in documentary form.
<b>Ordering Information</b>	All orders must be in writing. The product pattern number(s) contained on Seller's order acknowledgement shall be the final expression of the order.
<b>Order Confirmation</b>	A purchase order is not binding on Seller until Purchaser has received Seller's order confirmation or acknowledgment.
<b>Pricing Policies</b>	List prices are subject to change without notice. List prices shall be those prices in effect on the date of receipt of a complete purchase order unless shipment is requested more than ninety (90) days after order entry in which case prices in effect on the date of shipment apply. List prices include specified freight costs. Unless specified in writing by Seller, no other charges are included in Seller's list prices.
<b>Taxes</b>	All sales, use, excise and other taxes applicable to the sale of the Products shall be paid by Purchaser. If Purchaser claims an exemption from any tax, Purchaser shall submit to Seller the appropriate exemption certificates.
<b>Terms of Payment</b>	Payment for one hundred percent (100%) of the net order amount is due within thirty (30) days of the date of invoice, which is generally issued upon shipment. In case of any discrepancies, such as shortages, and Seller is notified in writing within ten (10) days of receipt of Product, only that portion may be deducted and the balance paid. For orders greater than \$100,000 net, a fifty percent (50%) deposit is due at the time of order placement, with the remainder due within thirty (30) days of the date of invoice. KnollStudio orders less than \$2,000 require payment for one hundred percent (100%) of the net order amount (including any applicable sales tax and charges for inside delivery, special packaging, etc.), due at time of order placement. For KnollStudio orders greater than \$2,000, a one-half (50%) deposit is due at time of order placement with the remainder (including any applicable sales tax and charges for inside delivery, special packaging, etc.) due prior to shipment. If, in the judgment of Seller, Purchaser's financial condition does not justify the terms of the payment, Seller may require full or partial payment in advance. Past due accounts shall be charged one and one-half percent (1.5%) per month, or the highest rate permitted by law, whichever is less, and will be added to the outstanding balance. In the event Purchaser defaults on payment, Purchaser shall be liable for all collection costs, including reasonable attorney's fees and costs.
<b>Changes and Cancellation</b>	Purchase orders may not be changed or cancelled, in whole or in part, without prior written consent of Seller. Changes may effect delivery dates. Expenses incurred because of changes shall be charged to Purchaser. In the event of cancellations, Purchaser will be liable for reasonable cancellation charges established by Seller. Orders for special Product, orders including "COM" (hereinafter defined) material and orders pursuant to expedited delivery programs, may not be canceled.
<b>Freight Prepaid</b>	Freight is prepaid and included in the price of all Products, except KnollTextiles, within the 48 contiguous United States for orders placed with Knoll, Inc. and within Canada, excluding the Yukon, Northwest Territories, Nunavut and Newfoundland for orders placed with Knoll North America Corp. Packing is tested for rigorous motion and transportation but is not guaranteed to protect furniture from all conditions. If special packaging is required for any reason, please consult with your sales representative or dealer. Seller shall select the method of shipment and routing. Freight for all KnollTextiles orders is prepaid and added to the invoice.
<b>Delivery/Freight Charges</b>	Shipments outside the contiguous 48 United States and Canada shall be shipped F.O.B. Origin. For shipments outside the contiguous United States and Canada, Purchaser is responsible for the cost of freight from point of embarkation, including any handling and transportation charges incidental to loading at the point of departure and unloading at the final destination. Conditions beyond the control of Seller, including weather, available facilities and traffic conditions, may affect exact time of delivery. Seller shall not be responsible for specific carrier delivery date or time unless it has made a specific delivery commitment, in writing. Nonstandard methods of shipment and/or additional services are available upon request. Purchaser will be billed for the differential cost of any special services in excess of standard surface carrier freight costs. Premium charges, at Purchaser's request, will be added for airfreight, exclusive use of vehicle and extra, export or special packaging. Accessorial charges will be added for inside delivery, extra labor, reconsignment and redelivery. Partial shipments may be made and invoiced by Seller.
<b>Claims</b>	All shipments for Knoll Products within the contiguous United States and Canada are F.O.B. Origin. All risk of loss passes to Purchaser at time of delivery to carrier. Purchaser shall inspect all Products upon receipt and notify Seller within ten (10) working days after receipt of any damage or defects which are, or should be, apparent from an inspection of the Product and its packaging. Failure of Purchaser to notify Seller during the ten (10) working day period shall constitute acceptance of the Products and waiver of any apparent defects, errors or shortages. For all claims relating to Product damaged in transit or for any other claims relating to or arising out of the transportation of the Product, Purchaser must seek recovery from the carrier and Seller has no liability to Purchaser for such claims. Seller may, upon request, assist Purchaser with filing of such claims with the carrier, but Seller will not be liable for any of these transportation related claims.
<b>Seller's Security Interest</b>	Until Seller receives the full payment for the Product, Seller shall have a security interest in the Product. Purchaser agrees to perform all acts, including but not limited to the execution and filing of documentation, which may be necessary to perfect and assure the security interest of Seller.
<b>Returns</b>	The return of Products without a written authorization by Seller shall not be accepted. To receive authorization for Product return, please call Customer Service. All Products that are returned pursuant to a valid authorization shall be subject to a twenty-five percent (25%) of list restocking charge. Products not currently offered for sale by Seller (including COM) shall not be authorized for return. All returned Products must be unused, in original condition and in the original Seller packing cartons. No refund or credit shall be given for damaged Products.
<b>Held Orders/Storage</b>	If Purchaser requests that an order be held or delayed, prices and terms and conditions in effect at the time of shipment shall apply. If Purchaser requests a delay after the time when Seller can defer production, Purchaser will be invoiced for the Product, payable in accordance with standard terms, when the order is ready for shipment. Seller may transfer the Product to storage, in which case all expenses incurred in connection with storage, including demurrage, preparation for storage, storage charges and handling shall be payable by Purchaser upon submission of invoices by Seller. Risk of loss to the Product shall pass to the Purchaser upon delivery of the Product into storage.



# Selling Policy

<b>Customer's Own Material</b>	<p>A Purchaser who requests a fabric or other surface material not standard to Seller's line of Products ("COM") must submit samples of the requested material to Seller prior to entry of a purchaser order. Seller shall determine if the material is suitable to its manufacturing processes and meets any requirements of Underwriters Laboratories. If the COM is acceptable, Seller will then establish a price for using the COM or the Product in question. For a description of the procedures for submitting samples and testing, contact customer resources or your sales representative. Seller shall have no responsibility for the appearance, condition, performance, durability, colorfastness or any other physical attribute of the COM. Purchaser shall indemnify and hold Seller harmless for any damages, injuries or losses arising out of or related to use of the COM on the Product.</p>
<b>Warranty</b>	<p>Seller warrants to the original Purchaser only that the Products Seller manufactures and sells to Purchaser are free of defects in workmanship and materials, during the applicable warranty period set forth below.</p> <p>Warranty period set forth below is for 24-hour, 7 days a week, multi shift use (includes parts and labor to repair).</p> <p>Should any failure to conform with this limited warranty appear to a Product listed below during the applicable warranty period from the date of shipment, Seller shall, upon prompt written notice, repair or replace, at its option and costs, the affected part or parts.</p> <p><i>Product and Period of Warranty</i></p> <p><i>Lifetime: Antenna Workspaces, AutoStrada, Calibre, Crinion Open Table, Currents, Dividends Horizon, Equity, Morrison, Reff Profiles laminate, Series 2 Storage, Template and other non-wood components (except cascade edge worksurfaces, operational parts, controls, electrical, Lighting, Series 2 Veneer Front Storage, special or custom products, see below)</i></p> <p><i>12 Years: Chadwick, Essentials Work Chairs, Generation by Knoll, Life, Moment, MultiGeneration by Knoll, ReGeneration by Knoll, RPM, Sapper and Toboggan seating (except seating upholstery, textiles, leathers and finishes, see below).</i></p> <p><i>10 Years: Anchor Storage except digital keypad lock, Antenna Workspaces, AutoStrada, Crinion Open Table, Dividends Horizon, Reff Profiles, Template wood components, Series 2 Veneer Front Storage, cascade edge worksurfaces, Wood Casegoods (The Graham Collection) (except wood casegoods upholstered surfaces, see below), Interaction tables (except height adjustment mechanisms for Counterforce, crank-adjustable, and split-top tables and worksurfaces, see below), Reuter overheads, Reuter vertical storage, KnollExtra Sapper Monitor Arm Collection, Adjustable keyboard mechanisms and platforms, Communication Boards (except fabric board textiles, see below), Smokador collection (except leathers, see below), and Orchestra Universal Systems Accessories.</i></p> <p><i>5 Years: Operational parts, controls, electrical, Lighting (except light ballasts, bulbs and power supply, see below), special or custom product, wood veneer products, Currents handcrank, Interaction Counterforce, Interaction crank-adjustable, and split-top mechanisms, KnollStudio, Spark Series seating structural elements, Richard Schultz outdoor products, KnollExtra CPU storage and all universal storage drawers and Power Collection.</i></p> <p><i>3 Years: Seating upholstery, textiles, leathers and finishes. Fabric boards textiles and Smokador Collection leathers.</i></p> <p><i>2 Years: Anchor Storage digital keypad lock, all other KnollExtra product</i></p> <p><i>1 Year: Light ballasts, bulbs and power supply, seating upholstered armpads and soft armpads, wood casegoods upholstered surfaces. KnollStudio Maya Lin and Spark Series seating finishes.</i></p> <p>This warranty does not apply to:</p> <ul style="list-style-type: none"><li>• Damage caused by a carrier other than the Seller.</li><li>• Normal wear and tear or acts or omissions of parties other than Seller (including user modification, improper use or installation of Products).</li><li>• COM or other third party materials applied to Products.</li><li>• Products not installed by or under the auspices of a Knoll Dealer.</li><li>• Dramatic temperature variations or exposure to unusual conditions.</li><li>• Changes in surface finishes, including colorfastness due to aging or exposure to light.</li><li>• Except as specifically noted above, textiles and upholstery supplied by <i>KnollTextiles</i> (consult current <i>KnollTextiles</i> price list for applicable warranty).</li></ul> <p>Natural variations occurring in wood, marble, and leather shall not be considered defects, and the Seller does not guarantee the colorfastness or matching of the colors, grains or textures, or surface hardness of such materials. The Seller also does not guarantee the colorfastness of fiberglass panel surfaces. THE EXPRESS WARRANTIES CONTAINED HEREIN ARE IN LIEU OF ALL OTHER WARRANTIES, EXPRESS OR IMPLIED, INCLUDING ANY WARRANTIES OF MERCHANTABILITY AND FITNESS FOR PARTICULAR PURPOSE AND ALL OTHER WARRANTIES ARISING FROM COURSE OF DEALING OR USAGE OF TRADE.</p> <p>The remedies provided above are the Purchaser's sole remedies for any failure of Seller to comply with its obligations regarding the workmanship of its Products. Correction of any nonconformity in the manner and for the period of time provided shall constitute complete fulfillment of all liabilities of Seller, with respect to or arising out of the Product furnished hereunder.</p>
<b>Delay/Force Majeure</b>	<p>Seller shall not be liable for failure to perform or for delay in performance due to fire, flood, strike or other labor difficulty, act of God, act of any governmental authority or of the Purchaser, riot, embargo, fuel or energy shortage, wrecks or delay in transportation, inability to obtain necessary labor, materials or manufacturing facilities from usual sources or failure of suppliers to meet their contractual obligations, or due to any cause beyond its reasonable control. If any such event occurs, Seller may extend delivery dates by a period of time necessary to overcome the effect of such delay, allocate available Product or cancel any purchase order.</p>
<b>Compliance with Law</b>	<p>PURCHASER IS SOLELY RESPONSIBLE FOR COMPLIANCE WITH ALL APPLICABLE FEDERAL, STATE AND LOCAL LAWS, ORDINANCES, REGULATIONS, RULES AND STANDARDS RELATING TO THE INSTALLATION, MAINTENANCE, USE AND OPERATION OF THE PRODUCTS.</p>
<b>Patents</b>	<p>Subject to the following provisions, Seller shall, at its own expense, defend or, at its option, settle any claim, suit or proceeding brought against the Purchaser, and/or its vendees, mediate and immediate, so far as based on an allegation that any Product or any part thereof furnished hereunder constitutes a direct or a contributory infringement of any claim of any patent of the United States or Canada. This obligation shall be effective only if Purchaser shall have made all payments then due hereunder and if Seller is notified promptly in writing and given authority, information and assistance for the defense of said claim, suit or proceeding. Seller shall pay all damages and costs awarded in such suit or proceedings so defended.</p> <p>The foregoing indemnity does not apply to the following:</p> <ul style="list-style-type: none"><li>• Products supplied according to a design other than that of Seller, and which is required by the Purchaser.</li><li>• Combination of the Product with another product not furnished hereunder unless Seller is a contributory infringer.</li><li>• Any settlements of a suit or proceeding made without Seller's written consent.</li></ul>
<b>Limitations of Liability</b>	<p><b>SELLER, ITS CONTRACTORS, AUTHORIZED DEALERS AND SUBCONTRACTORS OR SUPPLIERS OF ANY TIER SHALL NOT BE LIABLE TO PURCHASER FOR ANY SPECIAL, INDIRECT, INCIDENTAL OR CONSEQUENTIAL DAMAGES ARISING FROM A BREACH OF THIS AGREEMENT.</b></p> <p>Purchaser's remedies set forth herein are exclusive and the liability of Seller with respect to the breach of this agreement or any contract entered into between the parties pursuant hereto shall not exceed the price of the Product or part on which such liability is based.</p>

# General Ordering Information

---

## **The Products**

This guide encompasses all standard products for this product group.

## **Sizes**

Dimensions listed in this guide are indicated as:

H = height

W = width

D = depth

Dia. = diameter

Rad. = radius

## **Pricing**

All prices shown are list.

## **How to Order**

Select pattern numbers and quantities required for your complete installation. Product questions can be addressed in the specific sections of this guide or by contacting your sales representative or customer resource representative at 1-800-343-5665.

Next, select options (if required), along with colors and finishes appropriate to each product. Reference the Finishes and Fabrics pages for color designations.

On large installations, an item's "designated area" can be specified to assist in product organization and handling.

To expedite complete / correct entry of your order, be certain all pattern numbers, quantities, colors and area identifications are completely specified. Also, include complete purchase order numbers, bill-to and ship-to addresses, a contact name and specific factory shipping dates required.

## **Mail all orders to:**

Knoll, Inc.  
1235 Water Street  
P.O. Box 157  
East Greenville, PA 18041  
Attention: Order Entry

Once your order is entered at Knoll, an acknowledgment will be mailed to you. You will be advised of your scheduled shipping date within five days of the original acknowledgment. If it is necessary to revise your order, please contact your customer resource representative.

# Sustainability Statement

---

Sustainable design is a key component of Knoll's environmental focus. Our commitment to social responsibility and a healthy environment has prompted us to further articulate our longstanding environmental programs and, with encouragement and support from our colleagues in the industry, we have re-energized our focus on such "green" initiatives as life cycle analysis and LEED™ certification. Knoll is proud to have contributed to projects that have received LEED certification from the U.S. Green Building Council.

For the latest information on Knoll products that help our customers achieve LEED certification, log on to [knoll.com](http://knoll.com), click on "About Knoll" and then "Environmental Focus."