

Introduction	Lateral File Planning Overview >>	2
	Lateral File Sample Bid Technical Specifications >>	6
	Lateral File Built-to-Specification Considerations >>	10
	Ordering Calibre Files and Storage >>	11
	Ordering the Calibre Pedestal >>	12
	Ordering the Calibre Desk >>	13
	Calibre Files and Storage >>	14
	Calibre Pedestal >>	15
Calibre File Collection	Calibre Desk >>	16
	Calibre Front Lateral Files -Preconfigured >>	17
	Calibre Front Hybrids >>	35
	Calibre Front Wardrobes >>	38
	Calibre Front Cabinets >>	41
	Lateral File Worksurface Tops >>	48
	Calibre Add-on Modules >>	54
	Calibre bookcases >>	56
	Planning Built-to-Spec Calibre Lateral Files >>	57
	Built-to-Spec Worksheet >>	58
	Calibre Front Lateral Files- Built-to-Spec >>	59
	Calibre accessories >>	64
	Calibre Front Lateral Files with Individual Locking Drawers >>	67
	Calibre Front Lateral Files with Truck Bases >>	72
	Morrison Front Lateral Files >>	73
	Morrison Front Cabinets >>	76
	Morrison Front Hybrids >>	80
	Morrison Front Wardrobes >>	81
	Series 2 Front Lateral Files >>	82
	Lateral File >>	85
Calibre Front Pedestals	Calibre pedestal >>	86
Calibre Front Pedetals with Individual Locking Drawers	Calibre pedestals >>	106
	Calibre pedestal >>	107
Calibre Front Storage Towers	15" Wide Storage Towers >>	111
	24" Wide Storage Towers >>	117
	30" Wide Storage Towers >>	127
	Calibre Tower Accessories >>	133
Calibre Desk	Calibre desk >>	143
	Calibre lighting >>	163
Alpha-Numeric Index >>		164
Selling Policy >>		169
KnollKey Lock Program >>		171
General Ordering Information >>		172

Calibre files are available in pre-configured and built-to-spec models that incorporate a flexible 1.5" planning module to optimize the best use of space within a case. Most applications can be satisfied with pre-configured files, which are available in the most common configurations. For special applications Calibre can be ordered built-to-spec, which allows thousands of drawer and door configurations.

Lateral Files, Pre-configured

Calibre pre-configured files are available in 10 heights and 3 widths. All feature the use of a 1.5" vertical planing module. The 1.5" planing module makes better use of space by more efficiently storing and maintaining files, binders, office supplies and other articles as compared to a traditional 3" module. There are 9 drawer/door modules heights available to support front-to-back or side-to-side filing of letter, legal, A4, JIS, standard binders and EDP paper sizes.

Lateral Files, Built-to Spec

Calibre, built-to-spec files allow a wide variety of drawer and shelf

options. Through the Combination of the 10 case heights and the 9 drawer modules, thousands of custom case configurations are possible to meet any special application.

Hybrids Pre-configured

Hybrid storage units combine hinged doors to store binders and supplies with 12" files drawers to support filing. Hybrids are available in heights of 55.5", 63" and 64.5" in widths of 36" and 42".

Cabinets Pre-configured

A variety of pre-configured storage cabinets with adjustable shelves are available with or without doors in 6 heights and 2 widths. In addition, 3 heights (55.5", 63" and 64.5") and models (Standard and Vertically divided) of wardrobes are offered: a full width wardrobe with two doors, top shelf and coat rod and a vertically divided wardrobe with adjustable shelves on one side and a coat rod on the other. Think of using a Calibre cabinet without doors when you want to have the appearance of a bookcase when the aligning a cabinet next to lateral files. Cabinets have the same base detail (1 1/2" tall) of files, as well as the same overall

depth of 18". A Calibre bookcase is only 15" deep and has a 2 1/16" base design.

Doors are available in standard Calibre style or with fronts that complement the aesthetic of the Morrison system. Locks are optional for models with doors.

Note: Morrison front cabinets are 18 7/8" deep compared to Calibre, which are 18" deep.

Add-on Modules

Calibre lateral files are augmented with add-on modules that help to make maximum use of vertical space. Add-on modules are available in 4 nominal heights and 3 widths and can be mounted to any standard Calibre lateral file. Add-on units come with two hinged doors. 27" and 30" modules have 1 installation adjustable shelf. Modules are available with or without locks.

Note: The actual overall exterior height of Calibre Add-on modules is 14 7/8", 16 3/8", 28 3/8" and 31 3/8"

Add-on modules are for use with Calibre files only. Calibre files, and Add-on modules are 18" deep. Morrison or S2 front lateral files are

18 7/8" deep and have overlay fronts instead of inset front as is the case with Calibre files. Therefore, neither Morrison nor S2 front lateral files will accept an Add-on module. Add-on modules will attach to Calibre files manufactured prior to 2003. There is a limit of one Add-on module per case.

How would you or why would you use an Add-on module?

1. Add-on modules allow for the creation of 6 high or taller case configurations. Match a 55.5" high case with 5-10.5" drawer with a 13.5" nominal height Add-on module and you have a low profile 6 high case that provides high-density filing for hanging file folders with an easily accessed space for binder storage.
2. Add-on modules can provide additional storage capacity for binders and supplies by making better use of vertical space (Both 27" and 30" Add-on modules will accommodate two rows of standard size binders)
3. Add-on modules provide more design flexibility by extending the range of case heights.

Module Application and size

Drawer Modules

	Application	Ext H.	Int H.
15" Rollout drawer with hanging rails	EDP, oversized binders, A4 and standard binders'	14 7/8"	14 3/8"
13.5" Rollout drawer with hanging rails	Binders or suspended binders, top tab files or tape seals	13 3/8"	13 1/8"
12" Rollout drawer with hanging rails	Top tab hanging and non-hanging files or end tab files	11 7/8"	11 3/8"
10.5" Rollout drawers with hanging rails	Top tab hanging and non-hanging file folders	10 3/8"	10 1/8"
9" Rollout drawer	Oversized specialty items and supplies	8 7/8"	8 3/8"
7.5" Rollout drawer	5 1/4" diskettes, audio tapes and CD-ROM jewel cases	7 3/8"	7 1/8"
6" Rollout drawer	Index cards, microfilm, 3 1/2" diskettes and video tapes	5 7/8"	5 3/8"
3" Rollout drawer	Pens, pencils, business cards and other smaller office supplies	2 7/8"	2 3/8"
1.5" Reference/posting shelf	Touch down platform for sorting or stacking files or documents	1 3/8"	N/A

Drawer Modules

	Application	Ext H.	Int H.
15" Receding door fixed shelf	EDP, oversized binders, A4 or standard binders	14 7/8"	13 1/4"
13.5" Receding door fixed shelf	Standard binders or suspended top tab files or tape seals	13 3/8"	11 3/4"
12" Receding door fixed shelf	Top tab hanging and non-hanging files or end tab files	11 7/8"	10"
15" Receding door pullout shelf	EDP, oversized binders, A4 or standard binders	14 7/8"	13 1/4"
13.5" Receding door pullout shelf	Standard binders or suspended top tab files or tape seals	13 3/8"	11 3/4"
12" Receding door pullout shelf	Top tab hanging and non-hanging files or end tab files	11 7/8"	10"

Filing Planning

Calibre pre-configured files include 1.5", 3", 6", 7.5", 10.5", 12", 13.5" and 15" drawer and door modules. The 12", 13.5" and 15" drawers are designed to handle all standard paper sizes including:

- Letter (8 1/2" X 11")
- Legal (8 1/2" X 14")
- A4 Foolscap (9 1/5" X 14 1/3")
- JIS (9 1/5" X 12 1/4")
- EDP (8 1/2" X 15")

The 10.5" drawer module is designed to handle:

- Letter (8 1/2" X 11")
- Legal (8 1/2" X 14")

Note: Only 12", 13.5" and 15" modules are available as receding doors with either fixed or pull-out shelves.

Filing Volume and Weights

The paper size or media to be stored will determine the best width of file to specify. In applications requiring high-density letter-sized documents filed front-to-back, the most efficient file widths are 30" and 42". Files that are 36" wide work efficiently to store legal-sized documents in front to back configurations and do not efficiently handle letter-sized documents.

Finding the Optimum Storage Configuration:

30" width (Front-to-Back) =	Letter 32 Filing Inches
30" width (Side-to-Side) =	Legal 26 3/4 Filing Inches
36" width (Front-to-Back) =	Letter 32 Filing Inches
36" widths (Side-to-Side) =	Legal 32 3/4 Filing Inches
42" widths (Front-to-Back) =	Letter 48 Filing Inches
42" widths (Side-to-Side) =	Legal 38 3/4 Filing Inches

Example: If 12' of open wall space were available for 51" high files with 4-12" drawers, two options would be possible:

Option A: Four 36" wide files

Option B: Two 42" and two 30" wide files

If the usage was for letter-sized documents filed front-to-back, option A would provide 504 total filing inches, while option B would allow 628 total filing inches in the same square footage. Please note that all 12" drawers have a 150lb. maximum load-limit. All other drawers support up to .017 pounds per cubic inch of volume.

Calibre Lateral File Approximate Case Weights (Empty Units)

27" High File with 2-12" drawers:

- 30" w (98 lbs.)
- 36" w (110 lbs.)
- 42" w (123 lbs.)

39" High File with 3-12" drawers:

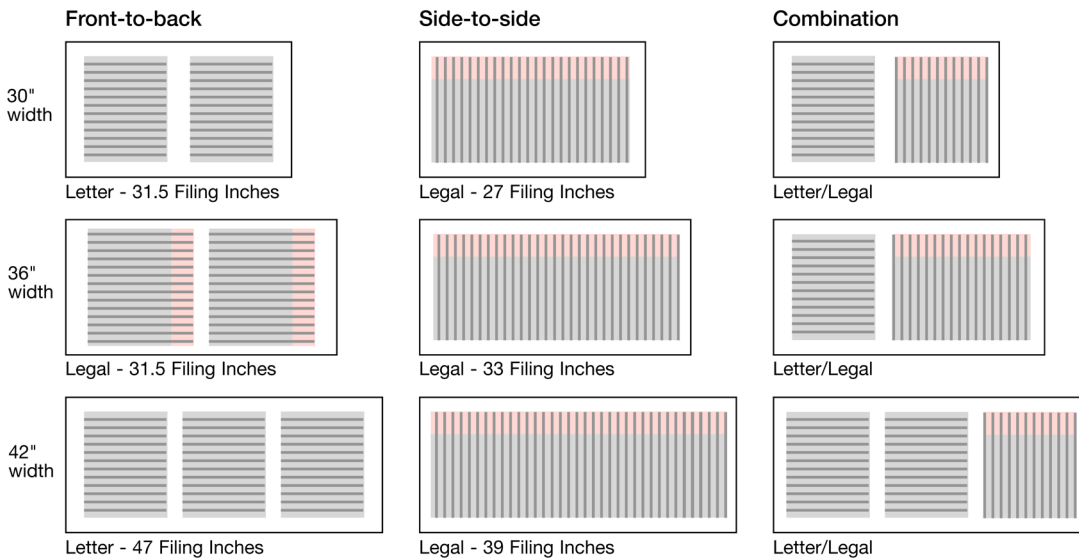
- 30" w (133 lbs.)
- 36" w (150 lbs.)
- 42" w (167 lbs.)

51" High File with 4-12" drawers:

- 30" w (169 lbs.)
- 36" w (190 lbs.)
- 42" w (211 lbs.)

63" High File with 5-12" drawers:

- 30" w (208 lbs.)
- 36" w (233 lbs.)
- 42" w (258 lbs.)



Knoll Panel Height Matrix Alignment to Knoll Calibre Lateral Files

Reff Panel		34	42			49							64		
File Height	26.843		38.843	44.843			50.843	53.843	55.343		58.343		62.843	64.343	
Dividends Panel			42				50							64	
File Height	26.843		38.843	44.843			50.843	53.843	55.343		58.343		62.843	64.343	
Currents Panel			39			48								3	64
File Height	26.843		38.843	44.843			50.843	53.843	55.343		58.343		62.843	64.343	
Equity Panel		28		40		48			53				60		65
File Height	27.403		39.403	44.843			51.403						63.403		
Morrison Panel		30		39	42		48				56			64	74
File Height	26.843		38.843	44.843			50.843	53.843	55.343		58.343		62.843	64.343	65.875

Note: Knoll Systems are listed with the Calibre file heights that best match their overall panel height. Both the files and panels are listed with a their glides fully retracted. Calibre files provide $\frac{3}{4}$ " vertical glide adjustment. Plan for the optimization of filing and storage rather than the visual alignment of the drawers between storage solutions. Calibre files are built on a 1.5" planning module with a 12" high drawer head that is actually 11.900" tall. Pedestals have 12" high drawer heads that are 11.733" tall. Therefore, pedestals drawers will not align with file drawers when combined within a workstation. If a lateral file look next to a pedestal is desired, then specify a Doublewide pedestal in place of the lateral file, below the worksurface. Doublewide pedestals share the same 11.733" tall drawer height of the pedestal.

Understanding Pattern Numbers for Calibre Lateral Files

The first eight characters of the alpha/numeric pattern numbers for Calibre, Morrison or S2 files, refers to the type of front, the height and width of the case and whether it is non-lock or locking.

Example First 8 Characters: C2F5536CDDDDD

C = Calibre front

2 = Generation code

F = File

55 = Nominal height of the case

36 = Width

C = Locking

The remaining characters address the height of the component from the top to the bottom of the file.

Example Last Characters: C2F5536CDDDDD

D = 10.5" Drawer

D = 10.5" Drawer

D = 10.5" Drawer

D = 10.5" Drawer

D = 10.5" Drawer

A character is required at the end of pattern number to designate the finish code. In some instances there may be a need for additional characters or character substitutions to add options to the product. An example of this is the specification of reference of posting shelves. Pre-configured files come standard with a tie bar/lateral spanner that is denoted with a product pattern code of "K" within the parent pattern number. If a reference/posting shelf is required, you must replace the "K" code with a "J" code within the parent product pattern number and add a list price up-charge.

General Product Description

- A.** Files shall be of contemporary styling, with a steel top, side panels, back panel, full bottom, rollout drawers and shelves mounted on ball bearing suspensions, receding doors, fixed shelves, interlocking drawers and individual locking drawers. Available with or without locks. Individual locking drawers are also available with or without security separators.
- B.** Lateral File sizes that must be available:
Depth: 18" (Must accommodate letter or legal width files)
Widths: 30", 36" and 42"
Drawer Head Heights: 3", 6", 7.5", 9", 10.5", 12", 13.5" and 15"
Nominal reference shelf: 1.5"
Overall height of cases with glides fully retracted: 27", 34.5", 39", 45", 51", 54", 55.5", 58.5", 63" and 64.5"
- C.** Hybrids sizes that must be available:
Depth: 18"
Width: 30", 36" and 42"
Drawer head heights: 3", 6", 7.5", 9", 10.5", 12", 13.5" and 15"
Overall height of cases with glides fully retracted 55.5"
- D.** Cabinets sizes that must be available
Depth 18"
Widths: 30" and 36"
Overall height of cases with glides fully retracted 27", 34.5" 39" and 51"
- E.** Add-on Modules
Depth 18"
Widths: 30", 36", 42"
Overall height of cases: 14⁷/₈", 16³/₈", 28³/₈", 31³/₈"

Case

- A.** The wrapper, comprising the side panels and back panel, shall be 22-gauge steel with formed 20 gauge steel vertical channels to support the mounting of drawer slides and shelves. Vertical channels shall be welded to the base assembly. In addition the vertical channels shall be glued and welded to the wrapper.
- B.** Back panel shall be constructed from 22-gauge steel with a formed vertical channel of 20 gauge steel. The vertical channel shall be welded to the base pan and back, along with the use of an adhesive. In addition to

increasing the overall structural integrity of the case, the vertical channel reinforcement, shall also support the installation of divider septum's.

- C.** Top pan shall be of 20-gauge steel with a formed channel spanning the width of the case. Top shall support the case lock housing. Top shall be mechanically attached to allow for removal and replacement in the field. The top pan is supported by side-to-side cross-rails that are welded to the side vertical channels.
- D.** Steel Bottom pan shall be 20-gauge steel with formed channels spanning the depth and width of the case. Side-to-side and front to back channels are installed and welded to the pan for increased rigidity. The base shall be welded to the vertical channels and bottom flanges of the wrapper assembly. Base shall support (4)-recessed, extendable glides.
- E.** All drawer bodies and drawer heads shall be constructed from 20-gauge steel. Optional wood composite drawer heads shall be available in painted and powder-coated finishes.

Drawers

- A.** 10.5" and taller drawers shall be able to accommodate standard and legal Pendaflex file folders.
- B.** Drawer bodies shall be 20-gauge steel construction. Load capacity for 3"-15" drawers shall be at least .017 pounds per cubic inch of usable space.
- C.** Drawers shall be supported with full extension, ball-bearing slides with a minimum 150 pound capacity (15" x 42" drawers)
- D.** Overlay drawer slide shall be available with Morrison and Series 2 drawer fronts.
- E.** Drawer bodies shall be formed from steel with a welded construction.
- F.** Drawer fronts shall have a full width integral drawer pull.
- G.** Drawer fronts shall be available in Calibre, Dividends Series 2 and Morrison styles.

Receding Doors

- A.** 13.5" and 15" receding doors shall be available with either

fixed or pullout shelves. Fixed shelves shall support standard 8¹/₂" X 11" binders. 15" fixed shelves shall support EDP filing.

- B.** Receding doors shall use a hinge along with a ball-bearing glide suspension. Hinges shall provide clearance for standard size binders when used with a 13.5" or 15" receding door fixed shelf configuration.
- C.** Door front shall have a full width integral drawer pull

Suspensions (Drawer Slides)

Suspension must be tested and listed to be acceptable. Suspension shall support heavy duty and high usage application.

- A.** Drawers and pullout shelves to operate on full extension metal ball-bearing suspensions. Each slide has 44, 1/4" ball bearings.
- B.** Ball-bearing suspensions shall be used for reference/ posting shelves, receding doors and file drawers.
- C.** All drawers and shelves must be removable with out removing or dismantling the suspension or interlock mechanism.
- D.** Suspension shall provide an interlock system for drawers and pullout shelves (excludes reference shelves)

Locks

- A.** Available in locking or non-locking units
- B.** Locks shall have a removable lock core
- C.** Locks may be keyed alike
- D.** Locks will be master keyed
- E.** Individual locking drawers shall be supported

Paint Finish

Finish coat to be baked enamel or electrostatic applied epoxy powder coat with a range of colors with gloss level not to exceed .50. Color selection shall include custom match non-metallic and non-white paints with no up-charge over list.

Labels

Each file is to have a "Caution Label" attached to the top compartment and visible to the user when the compartments are accessed. Label shall contain safety precautions including leveling, loading and weight distribution.

Accessories

Each file drawer with the exception of the 3", 6", 7.5" and 9" drawers shall come with file bars that support legal and letter filing. Optional label holders shall be available. D-ring dividers shall be available as an accessory for built to spec pullout and fixed shelves and ordered separately. All preconfigured files with receding doors are shipped with D-ring dividers and file bars.

Trim

Pulls shall be full width and integral to the drawer head.

Lateral File Sample Bid Technical Specifications

Calibre Lateral Files with Morrison Fronts

Calibre

General Product Description

- A.** Files shall be of contemporary styling, with a steel top, side panels, back panel, full bottom, rollout drawers and shelves mounted on ball bearing suspensions, interlocking drawers. Available with or without locks.
- B.** Lateral File sizes that must be available:
Depth: 18" (Must accommodate letter or legal width files)
Widths: 30", 36" and 42"
Drawer Head Heights: 12"
- C.** Overall height of cases with glides fully retracted: 27", 39", 51"

Case

Inner frame: 20-gauge steel
Wrapper: 22-gauge steel
Case top: 20-gauge steel
Case base: 20-gauge steel

Levelers

Zinc-plated steel threaded rods with nylon pads for 3/4" overall adjustment (Base of file is 1 1/2" tall)

Drawer

Drawer body: 20-gauge steel
Drawer front: Constructed from medium-density fiberboard finished with either paint or veneer
Full width pull: Constructed from textured plastic finished in black only

Shelf

3/4" Shelf adjustable: 20-gauge steel
Cabinet Height adjustment: increments of 2.5"

Lock Assembly

- A.** Lock and interlocking system components are integral to the steel, triple extension ball bearing drawer slides
- B.** Master keys available
- C.** Field-removable lock cores
- D.** Lock cores housings are cast metal with a black anodized finish

Drawer Suspensions

Triple extension, telescoping suspension fitted with steel ball bearings and retainers. Slides contain an integral, cable actuated interlocking systems

Paint Finish

Electrostatic applied powder-coat epoxy on steel surfaces.
Fronts, excluding drawer pulls are a powder coated MDF material.
Application thickness: 1.5-2.0 mm (Painted steel surfaces)
Gloss range: non-metallic: 30-40 (Painted steel surfaces)
Gloss range: metallic: 40-50
Paint grades: P1, P2, P3, V1, V2, V3

Dimensions

Depth: 18 7/8" for laterals, cabinets, hybrids and wardrobe
Available widths: 30", 36" and 42" for lateral files
Available widths: 30" and 36" for cabinets, hybrids and wardrobes
Available heights: 27", 39", 51" lateral files
Available heights: 27", 39", 51" cabinets
Available heights: 63" wardrobes and hybrids

Actual Case Heights:

(Base height on Morrison front files cabinets, hybrids and wardrobes is 1 1/2")

27"	26^{27/32"}
39"	38^{27/32"}
51"	50^{27/32"}
63"	62^{27/32"}

Lateral File Sample Bid Technical Specifications

Calibre Lateral File with Series 2 Steel Fronts

Calibre

General Product Description

- A.** Files shall be of contemporary styling, with a steel top, side panels, back panel, full bottom, rollout drawers and shelves mounted on ball bearing suspensions, interlocking drawers. Available with or without locks.
- B.** Lateral File sizes that must be available:
Depth: 18" (must accommodate letter or legal width files)
Widths: 30", 36" and 42"
Drawer Head Heights: 12"
- C.** Overall height of cases with glides fully retracted: 27", 39" and 51"

Case

Inner frame: 20-gauge steel
Wrapper: 22-gauge steel
Case top: 20-gauge steel
Case base: 20-gauge steel

Levelers

Zinc-plated steel threaded rods with nylon pads for $\frac{3}{4}$ " overall adjustment (Base of file is $1\frac{1}{2}$ " tall)

Drawer

Drawer body: 20-gauge steel
Drawer front: 20-gauge steel with integral, full width pull

Shelf

$\frac{3}{4}$ " Shelf adjustable: 20-gauge steel
Cabinet Height adjustment: increments of 2.5"

Lock Assembly

- A.** Lock and interlocking system components are integral to the steel, triple extension ball bearing drawer slides
- B.** Master keys available
- C.** Field-removable lock cores
- D.** Lock cores housings are cast metal with a black anodized finish

Drawer Suspensions

Triple extension, telescoping suspension fitted with steel ball bearings and retainers. Slides contain an integral, cable actuated interlocking systems

Paint Finish

Electrostatic applied powder-coat epoxy
Application thickness: 1.5-2.0 mm
Gloss range: non-metallic: 30-40
Gloss range: metallic: 40-50
Paint grades: P1, P2 and P3

Dimensions

Depth: $18\frac{7}{8}$ " for laterals
Available widths: 30", 36" and 42" for lateral files
Available heights: 27", 39", 51" lateral files

Actual Case Heights:

27"	26 ^{27/32} "
39"	38 ^{27/32} "
51"	50 ^{27/32} "

Lateral File Sample Bid Technical Specifications

Calibre Lateral Files, Hybrids and Cabinets

Calibre

Component	Description	Component	Description
Case	Inner frame: 20-gauge steel Wrapper: 22-gauge steel Case top: 20-gauge steel Case base: 20-gauge steel	Critical Dimensions	External Depth: 18" for Calibre laterals, cabinets, hybrids, wardrobes and add-on units External Depth: 15" for bookcases (Note the base height of Bookcases is 2 1/16" compared to 1 1/2" high for Calibre files) Available widths: 30", 36" and 42" for lateral files and add-on units Available widths: 30" and 36" for cabinets, hybrids, wardrobes and bookcases Available heights: 27", 34.5", 39", 45", 51", 54", 55.5", 58.5", 63" and 64.5" for lateral files (Nominal) Available heights: 55.5", 63" and 64.5" for hybrids, and wardrobes (Nominal). Available heights: 27", 34.5", 39", 51", 63" and 64.5" cabinets (Nominal). Bookcases 39", 51" and 63" (Nominal). Available heights: 13.5", 15", 27" and 30" for add-on's units (Heights listed in price list are nominal, the actual heights of add-on modules are 14 7/8", 16 3/8", 28 3/8" and 31 3/8" respectively). Actual Calibre Case Heights: (Standard 1.5" high base) 27" 26 27/32" 34.5" 34 11/32" 39" 38 27/32" 45" 44 27/32" 51" 50 27/32" 54" 53 27/32" 55.5" 55 11/32" 58.5" 58 11/32" 63" 62 27/32" 64.5" 64 11/32" Actual Calibre Case Heights: (A 2 1/16" high base is used when the Equity height option is requested. Note the Equity base option is not available with an Equity Key and Core. Equity Base option is limited to the 27", 39", 51" and 63" high Calibre files only.) Equity base provides 3/4" overall glide leveling. (Nominal and Actual Height at Zero Glide) 27" 27 13/32" 39" 39 13/32" 51" 51 13/32" 63" 63 13/32"
Drawer	Drawer body: 20-gauge steel Drawer front: 20-gauge steel with integral full width pull		
Shelf	Fixed shelf 1/2": 18-gauge steel (Only used with 13.5" receding door) Shelf adjustable 3/4": 20-gauge steel Cabinet Height adjustment: increments of 2.5"		
Levelers	Zinc-plated steel threaded rods with nylon pads for 3/4" overall adjustment. (Base of file is 1 1/2" tall)		
Lock Assembly	Lock and interlocking system components are integral to the steel, triple extension ball bearing drawer slides Master keys available Field-removable lock cores Lock core housings are cast metal with a black anodized finish		
Drawer and Roll-out Suspensions	Triple extension, telescoping suspension fitted with steel ball bearings and retainers. Slides contain an integral, cable actuated interlocking system		
Receding Door Suspensions	Ball bearing suspension slides		
Reference/Posting Shelf	Ball bearing suspension slides		
Paint Finish	Electrostatic applied powder-coat epoxy Application thickness: 1.5-2.0 mm Gloss range: non-metallic: 30-40 Gloss range: metallic: 40-50 Paint grades: P1, P2 and P3 Custom color match for non-metallic, non-custom paints provided at a P1 list price. All white and silver paints will be processed as a P3 paint grade.		

Create Custom Solutions

To create a built-to-spec file, you must first select from one of 10 standard case heights in 3 widths. Case heights are available in 27", 34.5", 39", 45", 51", 54", 55.5", 58.5", 63" and 64.5" (Nominal). Case widths are available in 30", 36" and 42". After you have selected the appropriate case for your application, then you may begin to configure the interior modules that best support the filing and storage requirements as defined by the user. There are 9 standard module heights in various configurations to support any number of filing and storage needs. They are 1.5", 3", 6", 7.5", 10.5", 12", 13.5" and 15" high.

Interior modules are designed to coincide with the interior dimensions of the cases. The total number of modules used within a case must not exceed the total vertical capacity. Listed here are the actual interior heights of the standard Calibre file cases:

Outside Case	Interior Case
27"	24"
34.5"	31.5"
39"	36"
45"	42"
51"	48"
54"	51"
55.5"	52.5"
58.5"	55.5"
63"	60"
64.5"	61.5"

When compiling a product pattern number and pricing for a "Built-to-Spec" case, specify the individual components within the chosen case from the top down. The total number of components within a case will be 3" less than the total overall height of the case. This is a result of a 1 1/2" deduction for the top and an additional 1 1/2" deduction for the base for a total 3". When creating your pattern number start with the case pattern number first: C2F5530C (55.5" high x 30" wide case with a lock), then add your drawers from the top down. Each drawer will have an Alfa character designating its size for example a 10.5" high drawer is represented by the character "D". Within a 55.5" high case you may place up to five "D" modules to fill the interior space of 52.5", which is the space available with the 3" deduction for the base and top of the case. The math is simple; just follow the planning rules listed in the document to avoid any mistakes. Also, consult the Calibre price list for additional specification information.

Please note the following planning considerations when designing a "Built-to-Spec" configuration:

1. Posting shelves nor tie-bars are not permitted directly below cupboard doors
2. Tie-bars and posting shelves are not permitted within the up-most top location or the bottom location of a lateral file
3. Calibre files are painted with a monochromatic color scheme. If seeking case and drawer fronts to be a different color on the same case, this is considered a special and requires a custom product request form from CPD (Custom product development)
4. Receding doors with fixed and pullout shelves are not permitted directly below cupboard doors
5. Cases are limited to either one tie-bar or one posting shelf per case
6. Individual locking drawers are not available as a "Built-to-Spec" option
7. Only 63" and 64.5" "Built-to-Spec" Hybrid are permitted
8. Morrison and S2 front Calibre lateral files are not available as a "Built-to-Spec"
9. No more than (4) 6" or 3" drawers may be placed within a case

Additional Calibre File Planning Considerations:

1. Neither, Morrison or S2 lateral files will accept standard Calibre worksurface file tops, as the files are 18 7/8" deep
2. Calibre Add-on modules will are not designed for use with S2 or Morrison front lateral files
3. When using 27" through 45" high files, counterweights are recommended for files not ganged together or anchored to walls
4. Posting shelves are best utilized in case configurations that use receding door to support end tab filing
5. Lateral files may not be placed or stacked on top of one another
6. Lateral files must be loaded from the bottom up with the heaviest item in the lower drawers
7. Calibre files are built on a 1.5" planning module with a 12" high drawer head that is actually 11.900" tall. Pedestals have 12" high drawer heads that are 11.733" tall. Therefore, pedestals drawers will not align with file drawers when combined within a workstation. If a lateral file look next to a pedestal is desired, then specify a Doublewide pedestal in place of the lateral file, below the worksurface. Doublewide pedestals share the same 11.733" tall drawer height of the pedestal.

The Product

This section of the Calibre Collection Price List will give you all the information you will need to specify Calibre Files and Storage products.

To meet different aesthetic requirements, Calibre Files and Storage can be specified with the standard Calibre front, or with an optional front designed to match Morrison and Series 2 products.

To match the various base-heights and under-worksurface dimensions of Knoll's products, or products offered by other companies, Calibre can be specified with two base heights – standard or Equity base height.

If you are not trying to match a specific Knoll system, select the total file height best suited for your application.

The Numbers

The options available in specifying Calibre products are clear, and the ordering process simplified, through the numbering system.

This alphanumeric system is modular, like the files themselves. Each digit stands for a single product variable.

The first three digits specify the case front, generation and product type.

The last digits specify the height, width, lock option and module configuration – beginning at the top of the cabinet and descending to the bottom.

Preconfigured

Preconfigured units are available and are intended to simplify your ordering process. Preconfigured units are the most common configurations that are ordered and include files and cabinets.

Built-to-Spec

Calibre can be specified in thousands of configurations to meet any storage need.

We have included a worksheet that is designed to help you build an ordering number and determine the price of your file. You will need this information, and a finish code from the Calibre colors card to place an order.

All units need to be specified from the top down.

Built-to-Spec units that include 3", 6", 9" or 15" components or include R,S,T, or U door options are subject to extended lead times.

The Worksheet

Page 58 is a worksheet designed to help you build an ordering number, and determine the price and shipping weight of your file. You will need this information, and a finish code from the Calibre colors card to place an order.

Color

All inside and outside case surfaces are painted in the same specified paint color.

Interior components and accessories are painted in black. Mechanical parts are zinc plated or painted in a color integral to manufacturing.


Please refer to the Calibre Colors card for Standard Front and Case finishes, or the Morrison card for front finishes. Color codes are not included in the product order number, and must be specified separately to complete your Calibre order. **In addition to the color card, always evaluate an actual paint sample prior to specification.**

When ordering Morrison fronts, please specify both the drawer front color as well as the case color.

Locks

Most Calibre product may be ordered with or without lock. Product ordered without lock include a black Knoll-logo insert in the same position. Insert may be removed to retrofit a lock later.

KnollNow

This price list includes products offered in the KnollNow  program.

To obtain pricing and place a KnollNow order, contact your Knoll dealer. For the Knoll dealer nearest you, visit knoll.com.

All KnollNow orders are manufactured by the fifth business day after receipt of the order from a Knoll dealer. Shipping and delivery time may vary depending upon the "ship to" location. Also keep in mind:

- No changes or cancellations are permitted.
- KnollNow products are available only in the continental United States and Canada.

Order quantities of certain items may be limited and are subject to fabric availability. For more information, contact Knoll Customer Resources at 1-215-679-7991 or 1-800-343-5665.

Statement of line

Calibre fronts are available on case heights of 27", 39", 45", 51", 54", 55.5", 58.5", 63" and 64.5" with Inset fronts in heights of 1.5", 3", 6", 7.5", 9", 10.5", 12", 13.5" and 15".

Series 2 fronts are available on 27", 39" and 51" cases with 12" overlay fronts.

Morrison fronts are available on 27", 39" and 51" cases with 12" overlay fronts. Morrison front wardrobes, hybrids and cabinets are supported with an overall max height of 63".

The Product

The Calibre pedestal is a storage solution that incorporates the award winning softly radiused pull of the Calibre file with the state-of-the-art technology of a seamless wrapper. The Calibre pedestal is at home in any office environment.

The Calibre pedestal consists of a strong single piece shell that houses several different configurations. Suspended, floorstanding, and mobile pedestals are available in any of the Calibre finish colors.

To match the various base-height and under-worksurface dimensions of Knoll's products, or products offered by other companies, Calibre can be specified with one of two different case heights. There is one case height specifically designed to fit Equity system needs and the other case height is designed to work with other Knoll systems. If you are not trying to match a specific Knoll system, select the total case pedestal height best suited for your application.

Calibre pedestals are not compatible with Morrison desk supports.

The Numbers

The specifying process for the Calibre pedestal is clear and simplified through the number system.

The alphanumeric pattern number is 7 digits long with each digit standing for a product variable.

The first digit stands for pedestal case height:

- 2 = Equity case height
- 3 = Standard case height

The second digit stands for the style of pedestal:

- A Suspended
- B Floorstanding
- C Mobile

The third and fourth digits stand for depth:

- 18 18" deep
- 24 24" deep
- 30 30" deep

The fifth digit stands for the lock choice:

- C Knoll lock
- E No lock

The sixth and seventh digits stand for the drawer configuration:

- 01 box/file (6/12)
- 02 personal/personal/file (3/3/12)
- 03 box/box/box (6/6/6)
- 04 personal/EDP (3/15)
- 05 box/box/file (6/6/12)
- 06 personal/personal/box/file (3/3/6/12)
- 07 file/file (12/12)
- 08 personal/box/EDP (3/6/15)
- 09 personal/box/file (3/6/15)

Example: **2B18CO5**

Equity height, floorstanding, 18" deep, Knoll lock, box/box/file 6/6/12.

Locks

Follow KnollKey Lock Program listed on page 171.

Base Fascia

The base fascia should be specified when Calibre Pedestals are used near Calibre Files. See page 105 for more information.

Construction and Shipping Information

Worksurfaces

All Calibre worksurfaces are 1 1/4" thick, three ply solid construction, and are predrilled at all pedestal, end unit, and bracket locations.

Front and rear have a 3/8" double post-formed edge; ends are self-edge. Calibre desk worksurfaces are nominally dimensioned and therefore not compatible with Calibre file sizes. See page 64 for Calibre file worksurfaces tops.

End Units

Calibre End Units have a unique "L" design, allowing for interchangeable planning between pedestals and end units. The visitor side of the End Unit is the same width as a pedestal. This design allows for the same width of filler panel to be used with both single and double pedestal desks.

End Units are of steel construction.

End Units are non-handed.

Filler Panels

Filler panels install between end units, pedestals, or both.

When installed, a 3/8" wire management slot is created between the top of filler panel and the bottom of the worksurface. This slot allows for wires to be moved to multiple locations without need for more than one grommet.

Grommets

All 18", 24" & 30" deep worksurfaces specified with grommet feature with one center grommet on the visitor side of the worksurface. Together with the filler panel, plugs can be placed through the grommet, and wires moved to the desired location.

36" deep worksurfaces specified with grommet feature two 3" round grommets, positioned inside of filler panel and pedestal locations.

Locks

KnollKey lock program instructions as listed on 171.

Note:

Equity "H" series cores and keys are not available on Calibre Desk product.

Overdesk Units

Calibre Overdesk Units include two Stanchions, and one Overhead unit. Tackable privacy screens are ordered separately. Locks are available. Calibre Overdesks attach directly to the top of any worksurface.

Vertical slots allow mounting of Orchestra Load Bars to stanchions. A vertical wire manager for task light cords is integral to the design.

Overdesks are painted steel.

Brackets

All returns and bridge units include necessary brackets to attach to desk or credenza units.

Lighting

Task lights can be mounted to Calibre overdesks equal to or greater than their own width.

Task lights are available in black only and include bulbs.

Shipment

All preconfigured units are shipped in a small number of easily assembled sub-components; worksurfaces, pedestals, end units and filler panels are shipped in individual protective corrugated cartons.

Returns, bridges, and overdesk units require in-field attachment.

Note:

The information in this price list represents the latest available information at the time of publication. Knoll reserves the right to make changes and improvements to Calibre products without notice.

Core Finishes Calibre, Morrison and S2 Front File and Cabinet Colors

P1 Paint Finishes

111	Jet Black
112	Brown
113	Dark Grey
114	Folkstone Grey
115	Medium Grey
116	SandStone
117	Soft Grey

P2 Paint Finishes

611	Beige Mist Metallic
612	Medium Metallic Grey

P3 Paint Finishes

118	Bright White
613	Silver

Core Finishes

File Top and Worksurface Laminate and Edge Colors

111	Jet Black
114	Folkstone Grey
117	Soft Grey
118	Bright White

Knoll Legacy Finish Selections File Top and Worksurface Laminate and Edge Colors

Equity/Dividends Laminate Options

MP70	Light Oak
M95	Grey Granite
M96	Rose Granite
MP58	Deep Mahogany
M80	Taupe
M89	Slate
M5	Dark Neutral
MR6	Winter Gray Matrix
PA	Pearwood
SD	Sand
CM	Clear Maple
MC	Carmel Maple
WM	Warm Cherry
B	Snow
CP276	Markerboard Laminate
ES7	White Essence

Equity 2mm Edge Ban Options

D	Dark Neutral
S	Slate
R	Taupe
Y3	Dark Grey
B	Snow
SD	Sand

Legacy Finishes Calibre and S2 Front File and Cabinet Colors

P1 Paint Finishes

A381	Bone
11	Classic White
D	Dark Neutral
27	Matte Black
Y1	Pewter
R	Taupe
WLWB	Willow Grey

P2 Paint Finishes

V	Dark Metallic Grey
2	Flint Metallic
U	Light Metallic Grey
W	Light Metallic Tan
H	Metallic Beige

P3 Paint Finishes

B	White
---	-------

Legacy Finishes Morrison Front File and Cabinet Colors

P1 Paint Finishes

N2	Flint
NW	Light Tan
NH	Beige

P2 Paint Finishes

2	Metallic Flint
U	Light Metallic Grey
V	Dark Metallic Grey
W	Light Tan Metallic
H	Beige Metallic

P3 Paint Finishes

B	White
---	-------

Veneer Group 1

T	Natural Techgrain
---	-------------------


Veneer Group 2

M	Maple Techgrain
VR	Cherry Techgrain
I	Medium Brown Mahogany Techgrain
C	Medium Red Mahogany Techgrain
P	American Cherry Techgrain

Veneer Group 3

VK	Maple
X	American Cherry
Z	Medium Red Mahogany

KnollNow

This price list includes products offered in the KnollNow  program.

To obtain pricing and place a KnollNow order, contact your Knoll dealer. For the Knoll dealer nearest you, visit knoll.com.

All KnollNow orders are manufactured by the fifth business day after receipt of the order from a Knoll dealer. Shipping and delivery time may vary depending upon the “ship to” location. Also keep in mind:

- No changes or cancellations are permitted.
- Knoll Now products are available only in the continental United States and Canada.

Order quantities of certain items may be limited and are subject to fabric availability. For more information, contact Knoll Customer Resources at 1-215-679-7991 or 1-800-343-5665.

Custom File Colors Policy

Paint

Custom paint colors may be applied to Knoll Filing products on a select basis.

For colors outside the standard palettes for Calibre as identified on this page, Knoll will custom match to your specification according to the following requirements.

The request for a custom paint color must be accompanied by a purchase order and by a master color-match sample of paint applied to metal, having dimensions of at least 3" x 5".

Knoll will evaluate the sample to determine application feasibility. Upon approval for application, Knoll will forward two factory samples with an assigned Knoll color name and code for customer approval. One of the approved samples must be signed and returned to Knoll before an order may be placed.

Upon receiving customer approval, Knoll will enter the order.

Custom non-metallic paint finishes are supported for Calibre lateral files, hybrids, wardrobes and cabinets with no additional upcharge to the P1 list price. This excludes custom metallic and custom white paints, which will be processed as a P3 list price. All other Calibre product i.e., (pedestals, bookcases, overdesks and deskings) and Morrison/Series 2 lateral file front cases will incur a P2 list price for non-metallic finishes or a P3 list price for metallic or white finishes.

Extended lead times may apply. Please consult your Customer Service Representative for current lead-time information.

Supporting literature for Calibre colors includes:

For further assistance with ordering or specifying Calibre products, consult your Knoll sales representative.

Knoll Color Program

Core Paint Finishes

Specify Core finishes for all new customers

P1 Paint Finishes

111	Jet Black (was 27 Matte Black)
112	Brown
113	Dark Grey (was Y3)
114	Folkstone Grey
115	Medium Grey (was Y2)
116	SandStone
117	Soft Grey (was E)

P2 Paint Finishes

611	Beige Mist Metallic
612	Medium Metallic Grey (was J)

P3 Paint Finishes

118	Bright White
613	Silver (was 3)

Legacy Paint Finishes

Specify Legacy Finishes to match existing product only. Legacy finishes are not available for new customers

P1 Paint Finishes

A381	Bone
I1	Classic White
D	Dark Neutral
Y1	Pewter
R	Taupe
WLWB	Willow Grey

P2 Paint Finishes

V	Dark Metallic Grey
2	Flint Metallic
U	Light Metallic Grey
W	Light Metallic Tan
H	Metallic Beige

P3 Paint Finishes

B	White
---	-------

Color

All inside and outside case surfaces are painted in the same specified paint color.

Interior components and accessories are painted in Black. Mechanical parts are zinc plated or painted in a color integral to manufacturing.

Please refer to the Calibre finish card for case and front finishes. Color codes are not included in the product order number and must be specified separately to complete your Calibre pedestal order.

Custom Colors Policy

Paint

Custom paint colors may be applied to Calibre Pedestals on a select basis.

For colors outside the standard palette for Calibre, Knoll will custom match to your specification according to the following requirements.

The request for a custom paint color must be accompanied by a purchase order for the product to be ordered and by a master color-match sample of paint applied to metal, having dimensions of at least 3" x 5".

Knoll will evaluate the sample to determine application feasibility. Upon approval for application, Knoll will forward a two factory samples with an assigned Knoll color name and code for customer approval. One of the approved samples must be signed and returned to Knoll before an order may be placed.

Upon receiving customer approval, Knoll will enter the order.

P2 pricing applies to all custom and discontinued colors.

Custom metallic paint finishes are not available on any Calibre products.

Extended leadtimes may apply. Please consult your Customer Service Representative for current lead time information.

Supporting literature for Calibre Colors includes:

A color finish card displaying paint and laminate finishes available for Calibre Collection products. Please consult this card for color specification codes when ordering Calibre products.

In addition to the color card, always evaluate an actual paint sample prior to specification.

For further assistance with ordering or specifying Calibre products, consult your Knoll sales representative.

Knoll Color Program

Core Paint Finishes

Specify Core finishes for all new customers

P1 Paint Finishes

111	Jet Black (was 27 Matte Black)
112	Brown
113	Dark Grey (was Y3)
114	Folkstone Grey
115	Medium Grey (was Y2)
116	SandStone
117	Soft Grey (was E)

P2 Paint Finishes

611	Beige Mist Metallic
612	Medium Metallic Grey (was J)

P3 Paint Finishes

118	Bright White
613	Silver (was 3)

Laminate and Edgeband Finishes

111	Jet Black
114	Folkstone Grey
117	Soft Grey
118	Bright White

Legacy Paint Finishes

Specify Legacy Finishes to match existing product only. Legacy finishes are not available for new customers

Calibre Pedestals, End Units, Filler Panels, Overdesk Units, Stanchions

P1 Paint Finishes

A381	Bone
11	Classic White
D	Dark Neutral
Y1	Pewter
R	Taupe
WLWB	Willow Grey

P2 Paint Finishes

V	Dark Metallic Grey
2	Flint Metallic
U	Light Metallic Grey
W	Light Metallic Tan
H	Metallic Beige

P3 Paint Finishes

B	White
---	-------

Laminate and Edge Colors

D	Sand
CM	Clear Maple
PA	Pearwood
WC	Warm Cherry
DC	Deep Cherry
B	Snow

KNOLLTEXTILES

Approved for privacy screens

Fabric Group 10

Bailey II	➔
Foundation	
Newbury	➔
Solid Crepe	
Taurus	
Versatility	➔

Fabric Group 15

Belgrade	
Regency/Fairfield	
Visage	

Fabric Group 20

Banyan	
Bauhaus Block	
Boardwalk	
Boulevard	
Clarity	➔
Criss Cross	
Devon	➔
Frequency	
Labyrinth	
Litchfield	
Melbourne	
Outback	➔
Regency Plain Weave	
Resolution	
Saratoga	
Walkabout	➔
Weave Three	➔

Fabric Group 30

Crescent	
Freehand	
Harmony	
Palmetto	
Peano Triangle	
Promenade	
Regency Single Crepe	
Walls of Rain	

Fabric Group 35

Saxony Plus	
-------------	--

Fabric Group 40

Box Step	
Chimes	
Eurythmic	
Freefall	
Sennit	
Sierra	
Spinoff Nuance	
Tissage	

Fabric Group 45

Casual Elegance	
Coral Reef	
Nuage	
Ramage	

Calibre Front Lateral Files -Preconfigured

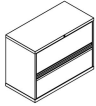
Calibre Front Lateral Files

27" High Calibre Front Lateral Files

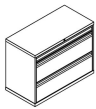
Calibre

Calibre File Collection

description	w	h	lock	pattern no.	P1	P2	P3
27" high lateral file, 1-13.5" receding door with fixed shelf, 1-10.5" drawer with hanging rails	30"	27"		C2F2730EMD	\$729.	\$806.	\$850.
	30"	27"	Y	C2F2730CMD	770.	846.	889.
	36"	27"		C2F2736EMD	769.	851.	894.
	36"	27"	Y	C2F2736CMD	809.	890.	935.
	42"	27"		C2F2742EMD	811.	896.	944.
	42"	27"	Y	C2F2742CMD	853.	937.	985.



27" high lateral file, 1-3", 2-10.5" drawers with hanging rails	30"	27"		C2F2730EIDD	855.	944.	994.
	30"	27"	Y	C2F2730CIDD	895.	985.	1,034.
	36"	27"		C2F2736EIDD	932.	1,029.	1,082.
	36"	27"	Y	C2F2736CIDD	972.	1,069.	1,123.
	42"	27"		C2F2742EIDD	1,000.	1,104.	1,161.
	42"	27"	Y	C2F2742CIDD	1,041.	1,146.	1,203.

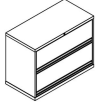


Order Code	Specification Information	Application Notes	Critical Dimensions
27" High Calibre Front Lateral Files	P1= painted finishes	Multiple freestanding files or cabinets (not attached to walls or worksurfaces) should be ganged for security. Single freestanding files (two and three high) should be weighted with a counterweight (see Accessories, page 64)	Actual Outside Case Height 26 ^{27/32"} Actual Inside Case Height 24"
Example: C2F2730CCC-115	P2= painted finishes		
C Calibre Front	P3= painted finishes	Rails are provided for filing side-to-side and front-to-back and are adjustable for letter, A4, foolscap, JIS, legal, or EDP paper sizes.	Note: Drawer configurations read from top to bottom of the case. Interiors noted with rails consist of front to back and side to side hanging rails. Refer to front planning pages for additional information.
2 Generation Code	Customer's own non-metallic paint finishes available at P1 pricing. This excludes metallic paints and white paints. (see custom color policy page 14)		
F File	For Equity base height option replace the "C" prefix with an "E", example E2F2730CCC-115. Add a \$25 upcharge for Equity base height option. Actual case height with the Equity base is 27^{13/32"}.	Per drawer weight capacity 150 pounds.	Label holders are not included with files. Please see Accessories page 64.
27 27" High			
30 30" Wide	See KnollKey lock program on page 171 for keying information.	Dividers and attachment backs must be ordered separately for Rollout shelves only.	Calibre files without locks include a black Knoll-logo insert in the same position. Insert may be removed to retrofit a lock later.
C Knoll Lock			
C 12" Drawer with Hanging Rails	Calibre files are 18" deep.		
C 12" Drawer with Hanging Rails			
115 Medium Grey (P1 paint pricing)			

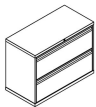
Calibre Front Lateral Files

27" High Calibre Front Lateral Files

description	w	h	lock	pattern no.	P1	P2	P3
27" high lateral file, 2-12" drawers receding doors with pullout shelves	30"	27"		C2F2730EZZ	\$730.	\$806.	\$846.
	30"	27"	Y	C2F2730CZZ	770.	850.	891.
	36"	27"		C2F2736EZZ	812.	894.	942.
	36"	27"	Y	C2F2736CZZ	855.	941.	990.
	42"	27"		C2F2742EZZ	874.	965.	1,012.
	42"	27"	Y	C2F2742CZZ	913.	1,010.	1,058.



27" high lateral file, 2-12" drawers with hanging rails	30"	27"		C2F2730ECC	635.	700.	736.
	30"	27"	Y	C2F2730CCC →	675.	743.	781.
	36"	27"		C2F2736ECC	716.	788.	829.
	36"	27"	Y	C2F2736CCC →	758.	834.	878.
	42"	27"		C2F2742ECC	778.	858.	900.
	42"	27"	Y	C2F2742CCC →	818.	904.	947.



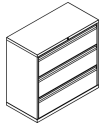
Order Code	Specification Information	Application Notes	Critical Dimensions
27" High Calibre Front Lateral Files	P1= painted finishes	Multiple freestanding files or cabinets (not attached to walls or worksurfaces) should be ganged for security. Single freestanding files (two and three high) should be weighted with a counterweight (see Accessories, page 64)	Actual Outside Case Height 26 ^{27/32"} Actual Inside Case Height 24"
Example: C2F2730CCC-115	P2= painted finishes		
C Calibre Front	P3= painted finishes	Rails are provided for filing side-to-side and front-to-back and are adjustable for letter, A4, foolscap, JIS, legal, or EDP paper sizes.	Note: Drawer configurations read from top to bottom of the case. Interiors noted with rails consist of front to back and side to side hanging rails. Refer to front planning pages for additional information.
2 Generation Code	Customer's own non-metallic paint finishes available at P1 pricing. This excludes metallic paints and white paints. (see custom color policy page 14)		
F File	For Equity base height option replace the "C" prefix with an "E", example E2F2730CCC-115. Add a \$25 upcharge for Equity base height option. Actual case height with the Equity base is 27^{13/32"}.	Per drawer weight capacity 150 pounds.	Label holders are not included with files. Please see Accessories page 64.
27 27" High			
30 30" Wide		See KnollKey lock program on page 171 for keying information.	Calibre files without locks include a black Knoll-logo insert in the same position. Insert may be removed to retrofit a lock later.
C Knoll Lock			
C 12" Drawer with Hanging Rails		Dividers and attachment backs must be ordered separately for Rollout shelves only.	Calibre files are 18" deep.
C 12" Drawer with Hanging Rails			
115 Medium Grey (P1 paint pricing)			

Calibre Front Lateral Files -Preconfigured
Calibre Front Lateral Files
34.5" High Calibre Front Lateral Files

Calibre

Calibre File Collection

description	w	h	lock	pattern no.	P1	P2	P3
34.5" high lateral file, 3-10.5" drawers with hanging rails	30"	34.5"		C2F3430EDDD	\$868.	\$955.	\$1,003.
	30"	34.5"	Y	C2F3430CDDD	907.	998.	1,047.
	36"	34.5"		C2F3436EDDD	968.	1,065.	1,118.
	36"	34.5"	Y	C2F3436CDDD	1,009.	1,111.	1,165.
	42"	34.5"		C2F3442EDDD	1,053.	1,158.	1,216.
	42"	34.5"	Y	C2F3442CDDD	1,093.	1,203.	1,263.



Order Code	Specification Information	Application Notes	Critical Dimensions
34.5" High Calibre Front Lateral Files	P1= painted finishes	Multiple freestanding files or cabinets (not attached to walls or worksurfaces) should be ganged for security. Single freestanding files (two and three high) should be weighted with a counterweight (see Accessories, page 64)	Actual Outside Case Height 34 ¹¹ / ₃₂ " Actual Inside Case Height 31 ¹ / ₂ "
<i>Example:</i> C2F3430CDDD-115	P2= painted finishes		
C Calibre Front	P3= painted finishes		
2 Generation Code	Customer's own non-metallic paint finishes available at P1 pricing. This excludes metallic paints and white paints. (see custom color policy page 14)	Rails are provided for filing side-to-side and front-to-back and are adjustable for letter, A4, foolscap, JIS, legal, or EDP paper sizes.	Note: Drawer configurations read from top to bottom of the case. Interiors noted with rails consist of front to back and side to side hanging rails. Refer to front planning pages for additional information.
F File			
34 34.5" High			
30 30" Wide			
C Knoll Lock			
D 10.5" Drawer with Hanging Rails	Per drawer weight capacity 150 pounds.	See KnollKey lock program on page 171 for keying information.	Label holders are not included with files. Please see Accessories page 64.
D 10.5" Drawer with Hanging Rails			
D 10.5" Drawer with Hanging Rails			
115 Medium Grey (P1 paint pricing)		Dividers and attachment backs must be ordered separately for Rollout shelves only.	Calibre files are 18" deep.

Calibre Front Lateral Files -Preconfigured

Calibre

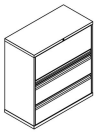
Calibre Front Lateral Files

39" High Calibre Front Lateral Files

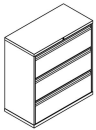
description	w	h	lock	pattern no.	P1	P2	P3
39" high lateral file, 1-13.5" receding door with fixed shelf, 1-12" drawers with rails, 1-10.5" drawer with hanging rails	30"	39"		C2F3930EMCD	\$925.	\$1,023.	\$1,076.
	30"	39"	Y	C2F3930CMCD	967.	1,064.	1,116.
	36"	39"		C2F3936EMCD	1,031.	1,137.	1,196.
	36"	39"	Y	C2F3936CMCD	1,071.	1,179.	1,238.
	42"	39"		C2F3942EMCD	1,175.	1,296.	1,363.
	42"	39"	Y	C2F3942CMCD	1,215.	1,337.	1,403.



39" high lateral file, 1-15" receding door with fixed shelf, 2-10.5" drawers with hanging rails	30"	39"		C2F3930ELDD	925.	1,023.	1,076.
	30"	39"	Y	C2F3930CLDD	967.	1,064.	1,116.
	36"	39"		C2F3936ELDD	1,031.	1,137.	1,196.
	36"	39"	Y	C2F3936CLDD	1,071.	1,179.	1,238.
	42"	39"		C2F3942ELDD	1,214.	1,339.	1,408.
	42"	39"	Y	C2F3942CLDD	1,255.	1,380.	1,449.



39" high lateral file, 3-12" drawers with hanging rails	30"	39"		C2F3930ECCC	876.	964.	1,013.
	30"	39"	Y	C2F3930CCCC →	914.	1,008.	1,059.
	36"	39"		C2F3936ECCC	975.	1,074.	1,129.
	36"	39"	Y	C2F3936CCCC →	1,016.	1,121.	1,177.
	42"	39"		C2F3942ECCC	1,066.	1,175.	1,228.
	42"	39"	Y	C2F3942CCCC →	1,106.	1,218.	1,280.



Order Code	Specification Information	Application Notes	Critical Dimensions
39" High Calibre Front Lateral Files	P1= painted finishes	Multiple freestanding files or cabinets (not attached to walls or worksurfaces) should be ganged for security. Single freestanding files (two and three-high) should be weighted with a counterweight (see Accessories, page 64).	Actual Outside Case Height 38 ^{27/32"} Actual Inside Case Height 36"
Example: C2F3930CCCC-115	P2= painted finishes		
C Calibre Front	P3= painted finishes	Rails are provided for filing side-to-side and front-to-back and are adjustable for letter, A4, foolscap, JIS, legal, or EDP paper sizes.	Note: Drawer configurations read from top to bottom of the case. Interiors noted with rails consist of front to back and side to side hanging rails. Refer to front planning pages for additional information.
2 Generation Code	Customer's own non-metallic paint finishes available at P1 pricing. This excludes metallic paints and white paints (see color policy page 14)		
F File	For Equity base height option, replace the "C" prefix with and "E", example E2F3930CCCC-115. Add a \$25 upcharge for Equity base height option. Actual case height with the Equity base is 39^{1/32"}.	Per Drawer weight capacity 150 pounds.	Label holders are not included with files. Please see Accessories page 64.
39 39" High			
30 30" Wide		See KnollKey lock program on page 171 for keying information.	Calibre files without locks include a black Knoll-logo insert in the same position. Insert may be removed to retrofit a lock later.
C Knoll Lock			
C 12" Drawer with Hanging Rails		Dividers and attachment backs must be ordered separately for Rollout shelves only.	Calibre files are 18" deep.
C 12" Drawer with Hanging Rails			
C 12" Drawer with Hanging Rails			
115 Medium Grey (P1 paint pricing.)			

Calibre Front Lateral Files -Preconfigured
Calibre Front Lateral Files
39" High Calibre Front Lateral Files

Calibre

Calibre File Collection

description	w	h	lock	pattern no.	P1	P2	P3
39" high lateral file, 3-12" receding doors with pullout shelves	30"	39"		C2F3930EZZZ	\$1,017.	\$1,123.	\$1,179.
	30"	39"	Y	C2F3930CZZZ	1,057.	1,167.	1,225.
	36"	39"		C2F3936EZZZ	1,122.	1,234.	1,298.
	36"	39"	Y	C2F3936CZZZ	1,161.	1,280.	1,347.
	42"	39"		C2F3942EZZZ	1,208.	1,334.	1,394.
	42"	39"	Y	C2F3942CZZZ	1,248.	1,378.	1,446.

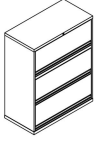


Order Code	Specification Information	Application Notes	Critical Dimensions
39" High Calibre Front Lateral Files	P1= painted finishes	Multiple freestanding files or cabinets (not attached to walls or worksurfaces) should be ganged for security. Single freestanding files (two and three-high) should be weighted with a counterweight (see Accessories, page 64).	Actual Outside Case Height 38 ^{27/32"} Actual Inside Case Height 36"
Example: C2F3930CCCC-115	P2= painted finishes		
C Calibre Front	P3= painted finishes	Rails are provided for filing side-to-side and front-to-back and are adjustable for letter, A4, foolscap, JIS, legal, or EDP paper sizes.	Note: Drawer configurations read from top to bottom of the case. Interiors noted with rails consist of front to back and side to side hanging rails. Refer to front planning pages for additional information.
2 Generation Code	Customer's own non-metallic paint finishes available at P1 pricing. This excludes metallic paints and white paints (see color policy page 14)		
F File	For Equity base height option, replace the "C" prefix with and "E", example E2F3930CCCC-115. Add a \$25 upcharge for Equity base height option. Actual case height with the Equity base is 39^{1/32"}.	Per Drawer weight capacity 150 pounds.	Label holders are not included with files. Please see Accessories page 64.
39 39" High			
30 30" Wide		See KnollKey lock program on page 171 for keying information.	Calibre files without locks include a black Knoll-logo insert in the same position. Insert may be removed to retrofit a lock later.
C Knoll Lock			
C 12" Drawer with Hanging Rails		Dividers and attachment backs must be ordered separately for Rollout shelves only.	Calibre files are 18" deep.
C 12" Drawer with Hanging Rails			
C 12" Drawer with Hanging Rails			
115 Medium Grey (P1 paint pricing.)			

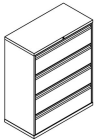
Calibre Front Lateral Files -Preconfigured
Calibre Front Lateral Files
45" High Calibre Front Lateral Files

Calibre

description	w	h	lock	pattern no.	P1	P2	P3
45" high lateral file, 1-13.5" receding door fixed shelf, 1-1.5" tie bar, 2-13.5" receding doors with fixed shelves	30"	45"		C2F4530EMKMM	\$1,089.	\$1,203.	\$1,265.
	30"	45"	Y	C2F4530CMKMM	1,130.	1,243.	1,306.
	36"	45"		C2F4536EMKMM	1,153.	1,272.	1,338.
	36"	45"	Y	C2F4536CMKMM	1,193.	1,313.	1,379.
	42"	45"		C2F4542EMKMM	1,334.	1,472.	1,545.
	42"	45"	Y	C2F4542CMKMM	1,374.	1,512.	1,587.



45" high lateral file, 4-10.5" drawers with hanging rails	30"	45"		C2F4530EDDDD	1,115.	1,231.	1,295.
	30"	45"	Y	C2F4530CDDDD	1,156.	1,271.	1,336.
	36"	45"		C2F4536EDDDD	1,258.	1,387.	1,458.
	36"	45"	Y	C2F4536CDDDD	1,297.	1,427.	1,499.
	42"	45"		C2F4542EDDDD	1,403.	1,549.	1,627.
	42"	45"	Y	C2F4542CDDDD	1,445.	1,589.	1,668.

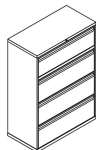


Order Code	Specification Information	Application Notes	Critical Dimensions
45" High Calibre Front Lateral Files	P1= painted finishes	Multiple freestanding files or cabinets (not attached to walls or worksurfaces) should be ganged for security. Single freestanding files (two and three-high) should be weighted with a counterweight (see Accessories page 64).	Actual Outside Case Height 44 ^{27/32"} Actual Inside Case Height 42"
Example: C2F4530CDDDD-115	P2= painted finishes		
C Calibre Front	P3= painted finishes	Rails are provided for filing side-to-side and front-to-back and are adjustable for letter, A4, foolscap, JIS, legal, or EDP paper sizes.	Note: Drawer configurations read from top to bottom of the case. Interiors noted with rails consist of front to back and side to side hanging rails. Refer to front planning pages for additional information.
2 Generation Code	Customer's own non-metallic paint finishes available at P1 pricing. This excludes metallic paints and white paints. (see color policy page 14).		
F File	For reference shelf option substitute the "K" in the pattern number with a "J". Add \$175 list for reference shelf.	Per Drawer weight capacity 150 pounds.	Label holders are not included with files. Please see Accessories page 64.
45 45" High			
30 30" Wide		See KnollKey lock program on page 171 for keying information.	Calibre files without locks include a black Knoll-logo insert in the same position. Insert may be removed to retrofit a lock later.
C Knoll Lock			
D 10.5" Drawer with Hanging Rails			
D 10.5" Drawer with Hanging Rails			
D 10.5" Drawer with Hanging Rails		Dividers and attachment backs must be ordered separately for Rollout shelves only.	Calibre files are 18" deep.
D 10.5" Drawer with Hanging Rails			
115 Medium Grey (P1 paint pricing)			

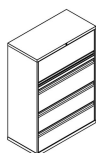
Calibre Front Lateral Files

51" High Calibre Front Lateral Files

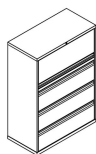
description	w	h	lock	pattern no.	P1	P2	P3
51" high lateral file, 1-10.5" drawer, 1-1.5" tie bar, 3-12" drawers with hanging rails	30"	51"		C2F5130EDKCCC	\$1,155.	\$1,274.	\$1,340.
	30"	51"	Y	C2F5130CDKCCC	1,195.	1,315.	1,381.
	36"	51"		C2F5136EDKCCC	1,346.	1,484.	1,560.
	36"	51"	Y	C2F5136CDKCCC	1,385.	1,525.	1,600.
	42"	51"		C2F5142EDKCCC	1,496.	1,649.	1,734.
	42"	51"	Y	C2F5142CDKCCC	1,536.	1,690.	1,775.



51" high lateral file, 1-13.5" receding door with fixed shelf, 1-1.5" tie bar, 1-12" drawer, 2-10.5" drawers with hanging rails	30"	51"		C2F5130EMKCDD	1,156.	1,275.	1,341.
	30"	51"	Y	C2F5130CMKCDD	1,196.	1,317.	1,382.
	36"	51"		C2F5136EMKCDD	1,380.	1,522.	1,600.
	36"	51"	Y	C2F5136CMKCDD	1,421.	1,563.	1,642.
	42"	51"		C2F5142EMKCDD	1,586.	1,748.	1,837.
	42"	51"	Y	C2F5142CMKCDD	1,626.	1,788.	1,879.



51" high lateral file, 1-15" receding door with fixed shelf, 1-1.5" tie bar, 3-10.5" drawers with hanging rails	30"	51"		C2F5130ELKDDD	1,156.	1,275.	1,341.
	30"	51"	Y	C2F5130CLKDDD	1,196.	1,317.	1,382.
	36"	51"		C2F5136ELKDDD	1,380.	1,522.	1,600.
	36"	51"	Y	C2F5136CLKDDD	1,421.	1,563.	1,642.
	42"	51"		C2F5142ELKDDD	1,586.	1,748.	1,837.
	42"	51"	Y	C2F5142CLKDDD	1,626.	1,788.	1,879.

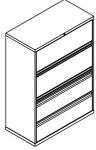


Order Code	Specification Information	Application Notes	Critical Dimensions
51" High Calibre Front Lateral Files	P1= painted finishes	Multiple freestanding files or cabinets (not attached to walls or worksurfaces) should be ganged for security. Single freestanding files (two and three high) should be weighted with a counterweight (see Accessories, page 64)	Actual Outside Case Height 50 ^{27/32"} Actual Inside Case Height 48"
Example: C2F5130CCCC-115	P2= painted finishes		
C Calibre Front	P3 = painted finishes	Rails are provided for filing side-to-side and front-to-back and are adjustable for letter, A4, foolscap, JIS, legal, or EDP paper sizes.	Note: Drawer configurations read from top to bottom of the case. Interiors noted with rails consist of front to back and side to side hanging rails. Refer to front planning pages for additional information.
2 Generation Code	Customer's own non-metallic paint finishes available at P1 pricing. This excludes metallic paints and white paints. (see custom color policy page 14)		
F File	For Equity base height option replace the "C" prefix with an "E", example E2F5130CCC-115. Add a \$25 upcharge for Equity base height option. Actual case height with the Equity base is 51^{13/32"}.	Per drawer weight capacity 150 pounds	Lable holders are not included with files. Please see Accessories page 64.
51 51" High			
30 30" Wide	For reference shelf option substitute the "K" in the pattern number with a "J". Add \$175 list for reference shelf.	See KnollKey lock program on page 171 for keying information.	Calibre files without locks include a black Knoll-logo insert in the same position. Insert may be removed to retrofit a lock later.
C Knoll Lock			
C 12" Drawer with Hanging Rails	Dividers and attachment backs must be ordered separately for Rollout shelves only.		Calibre files are 18" deep.
C 12" Drawer with Hanging Rails			
C 12" Drawer with Hanging Rails			
115 Medium Grey (P1 paint pricing.)			

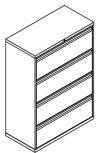
Calibre Front Lateral Files

51" High Calibre Front Lateral Files

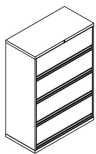
description	w	h	lock	pattern no.	P1	P2	P3
51" high lateral file, 2-13.5" receding doors with fixed shelf, 2-10.5" drawers with hanging rails	30"	51"		C2F5130EMMDD	\$1,121.	\$1,237.	\$1,300.
	30"	51"	Y	C2F5130CMMDD	1,160.	1,277.	1,340.
	36"	51"		C2F5136EMMDD	1,348.	1,486.	1,562.
	36"	51"	Y	C2F5136CMMDD	1,388.	1,528.	1,603.
	42"	51"		C2F5142EMMDD	1,558.	1,717.	1,805.
	42"	51"	Y	C2F5142CMMDD	1,598.	1,757.	1,846.



51" high lateral file, 4-12" drawers with hanging rails	30"	51"		C2F5130ECCCC	1,127.	1,240.	1,304.
	30"	51"	Y	C2F5130CXXXX →	1,167.	1,285.	1,352.
	36"	51"		C2F5136ECCCC	1,268.	1,397.	1,469.
	36"	51"	Y	C2F5136CXXXX →	1,309.	1,443.	1,515.
	42"	51"		C2F5142ECCCC	1,415.	1,558.	1,634.
	42"	51"	Y	C2F5142CXXXX →	1,455.	1,604.	1,683.



51" high lateral file, 4-12" receding doors with rollout shelves	30"	51"		C2F5130EZZZZ	1,317.	1,452.	1,527.
	30"	51"	Y	C2F5130CZZZZ	1,357.	1,498.	1,573.
	36"	51"		C2F5136EZZZZ	1,462.	1,609.	1,694.
	36"	51"	Y	C2F5136CZZZZ	1,504.	1,654.	1,742.
	42"	51"		C2F5142EZZZZ	1,604.	1,770.	1,856.
	42"	51"	Y	C2F5142CZZZZ	1,646.	1,815.	1,904.

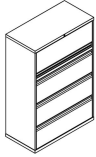


Order Code	Specification Information	Application Notes	Critical Dimensions
51" High Calibre Front Lateral Files	P1= painted finishes	Multiple freestanding files or cabinets (not attached to walls or worksurfaces) should be ganged for security. Single freestanding files (two and three high) should be weighted with a counterweight (see Accessories, page 64)	Actual Outside Case Height 50 ^{27/32} " Actual Inside Case Height 48"
Example: C2F5130CXXX-115	P2= painted finishes		
C Calibre Front	P3 = painted finishes	Rails are provided for filing side-to-side and front-to-back and are adjustable for letter, A4, foolscap, JIS, legal, or EDP paper sizes.	Note: Drawer configurations read from top to bottom of the case. Interiors noted with rails consist of front to back and side to side hanging rails. Refer to front planning pages for additional information.
2 Generation Code	Customer's own non-metallic paint finishes available at P1 pricing. This excludes metallic paints and white paints. (see custom color policy page 14)		
F File	For Equity base height option replace the "C" prefix with an "E", example E2F5130CCC-115. Add a \$25 upcharge for Equity base height option. Actual case height with the Equity base is 51^{13/32}".	Per drawer weight capacity 150 pounds	Lable holders are not included with files. Please see Accessories page 64.
51 51" High			
30 30" Wide	For reference shelf option substitute the "K" in the pattern number with a "J". Add \$175 list for reference shelf.	See KnollKey lock program on page 171 for keying information.	Calibre files without locks include a black Knoll-logo insert in the same position. Insert may be removed to retrofit a lock later.
C Knoll Lock			
C 12" Drawer with Hanging Rails	For reference shelf option substitute the "K" in the pattern number with a "J". Add \$175 list for reference shelf.	Dividers and attachment backs must be ordered separately for Rollout shelves only.	Calibre files are 18" deep.
C 12" Drawer with Hanging Rails			
C 12" Drawer with Hanging Rails			
115 Medium Grey (P1 paint pricing.)			

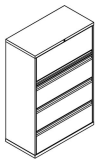
Calibre Front Lateral Files

54" High Calibre Front Lateral Files

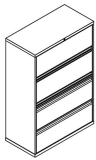
description	w	h	lock	pattern no.	P1	P2	P3
54" high lateral file, 1-13.5" receding door fixed shelf, 1-1.5" tie bar, 3-12" drawers with hanging rails	30"	54"		C2F5430EMKCCC	\$1,170.	\$1,291.	\$1,357.
	30"	54"	Y	C2F5430CMKCCC	1,211.	1,331.	1,398.
	36"	54"		C2F5436EMKCCC	1,383.	1,527.	1,604.
	36"	54"	Y	C2F5436CMKCCC	1,424.	1,566.	1,645.
	42"	54"		C2F5442EMKCCC	1,581.	1,744.	1,832.
	42"	54"	Y	C2F5442CMKCCC	1,622.	1,784.	1,873.



54" high lateral file, 1-15" receding door fixed shelf, 3-12" drawer with hanging rails	30"	54"		C2F5430ELCCC	1,131.	1,248.	1,313.
	30"	54"	Y	C2F5430CLCCC	1,173.	1,290.	1,354.
	36"	54"		C2F5436ELCCC	1,343.	1,483.	1,559.
	36"	54"	Y	C2F5436CLCCC	1,384.	1,524.	1,599.
	42"	54"		C2F5442ELCCC	1,579.	1,741.	1,830.
	42"	54"	Y	C2F5442CLCCC	1,620.	1,781.	1,871.



54" high lateral file, 2-13.5" receding door fixed shelves, 2-12" drawers with hanging rails	30"	54"		C2F5430EMMCC	1,289.	1,422.	1,495.
	30"	54"	Y	C2F5430CMMCC	1,329.	1,462.	1,535.
	36"	54"		C2F5436EMMCC	1,371.	1,512.	1,590.
	36"	54"	Y	C2F5436CMMCC	1,411.	1,554.	1,631.
	42"	54"		C2F5442EMMCC	1,536.	1,694.	1,780.
	42"	54"	Y	C2F5442CMMCC	1,577.	1,735.	1,822.

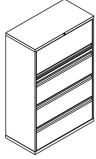


Order Code	Specification Information	Application Notes	Critical Dimensions
54" High Calibre Front Lateral Files	P1= painted finishes	Multiple freestanding files or cabinets (not attached to walls or worksurfaces) should be ganged for security. Single freestanding files (two and three high) should be weighted with a counterweight (see Accessories, page 64)	Actual Outside Case Height 53 ^{27/32} " Actual Inside Case Height 51"
Example: C2F54130CMMCC-115	P2= painted finishes		
C Calibre Front	P3= painted finishes	Rails are provided for filing side-to-side and front-to-back and are adjustable for letter, A4, foolscap, JIS, legal, or EDP paper sizes.	Note: Drawer configurations read from top to bottom of the case. Interiors noted with rails consist of front to back and side to side hanging rails. Refer to front planning pages for additional information.
2 Generation Code	Customer's own non-metallic paint finishes available at P1 pricing. This excludes metallic paints and white paints. (see custom color policy page 14)		
F File	For reference shelf option substitute the "K" in the pattern number with a "J". Add \$175 list for reference shelf.	Rails are provided for filing side-to-side and front-to-back and are adjustable for letter, A4, foolscap, JIS, legal, or EDP paper sizes.	Label holders are not included with files. Please see Accessories page 64.
54 54" High		Per drawer weight capacity 150 pounds.	Calibre files without locks include a black Knoll-logo insert in the same position. Insert may be removed to retrofit a lock later.
30 30" Wide			
C Knoll Lock		See KnollKey lock program on page 171 for keying information.	Calibre files are 18" deep.
M 13.5" Receding Door with Fixed Shelf			
M 13.5" Receding Door with Fixed Shelf			
C 12" Drawer with Hanging Rails			
C 12" Drawer with Hanging Rails			
115 Medium Grey (P1 paint pricing.)			

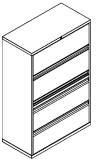
Calibre Front Lateral Files

55.5" High Calibre Front Lateral Files

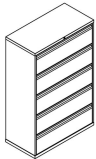
description	w	h	lock	pattern no.	P1	P2	P3
55.5" high lateral file, 1-15" receding doors fixed shelves, 1-1.5" tie bar, 3-12" drawer with hanging rails	30"	55.5"		C2F5530ELKCCC	\$1,178.	\$1,300.	\$1,366.
	30"	55.5"	Y	C2F5530CLKCCC	1,218.	1,340.	1,407.
	36"	55.5"		C2F5536ELKCCC	1,387.	1,530.	1,608.
	36"	55.5"	Y	C2F5536CLKCCC	1,427.	1,569.	1,649.
	42"	55.5"		C2F5542ELKCCC	1,600.	1,765.	1,855.
	42"	55.5"	Y	C2F5542CLKCCC	1,642.	1,805.	1,895.



55.5" high lateral file, 2-13.5" receding doors fixed shelf, 1-1.5" tie bar, 2-12" drawers with hanging rails	30"	55.5"		C2F5530EMMKCC	1,179.	1,301.	1,368.
	30"	55.5"	Y	C2F5530CMMKCC	1,219.	1,341.	1,408.
	36"	55.5"		C2F5536EMMKCC	1,394.	1,537.	1,617.
	36"	55.5"	Y	C2F5536CMMKCC	1,433.	1,578.	1,657.
	42"	55.5"		C2F5542EMMKCC	1,614.	1,779.	1,871.
	42"	55.5"	Y	C2F5542CMMKCC	1,654.	1,821.	1,912.



55.5" high lateral file, 5-10.5" drawer with hanging rails	30"	55.5"		C2F5530EDDDDD	1,268.	1,399.	1,471.
	30"	55.5"	Y	C2F5530CDDDDDD	1,309.	1,441.	1,511.
	36"	55.5"		C2F5536EDDDDD	1,425.	1,572.	1,652.
	36"	55.5"	Y	C2F5536CDDDDDD	1,466.	1,613.	1,693.
	42"	55.5"		C2F5542EDDDDD	1,581.	1,744.	1,832.
	42"	55.5"	Y	C2F5542CDDDDDD	1,622.	1,784.	1,873.

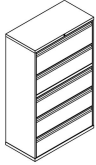


Order Code	Specification Information	Application Notes	Critical Dimensions
55.5" High Calibre Front Lateral Files	P1= painted finishes	Multiple freestanding files or cabinets (not attached to walls or worksurfaces) should be ganged for security. Single freestanding files (two and three high) should be weighted with a counterweight (see Accessories, page 64)	Actual Outside Case Height 55 11/32" Actual Inside Case Height 52 1/2"
Example: C2F5530CDDDDDD-115	P2= painted finishes		
C Calibre Front	P3 = painted finishes	Rails are provided for filing side-to-side and front-to-back and are adjustable for letter, A4, foolscap, JIS, legal, or EDP paper sizes.	Note: Drawer configurations read from top to bottom of the case. Interiors noted with rails consist of front to back and side to side hanging rails. Refer to front planning pages for additional information.
2 Generation Code	Customer's own non-metallic paint finishes available at P1 pricing. This excludes metallic paints and white paints. (see custom color policy page 14)		
F File	For reference shelf option substitute the "K" in the pattern number with a "J". Add \$175 list for reference shelf.	Per drawer weight capacity 150 pounds.	Label holders are not included with files. Please see Accessories page 64.
55 5.5" High			
30 30" Wide	See KnollKey lock program on page 171 for keying information.	Dividers and attachment backs must be ordered separately for Rollout shelves only.	Calibre files are 18" deep.
C Knoll Lock			
D 10.5" Drawer with Hanging Rails			
D 10.5" Drawer with Hanging Rails			
D 10.5" Drawer with Hanging Rails			
D 10.5" Drawer with Hanging Rails			
115 Medium Grey (P1 paint pricing.)			

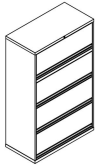
Calibre Front Lateral Files

58.5" High Calibre Front Lateral Files

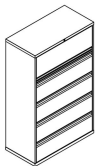
description	w	h	lock	pattern no.	P1	P2	P3
58.5" high lateral file, 1-12" Drawer with rails, 1-10.5" drawer, 1-1.5" tie bar, 3-10.5" drawers with hanging rails	30"	58.5"		C2F5830ECDKDDD	\$1,356.	\$1,497.	\$1,573.
	30"	58.5"	Y	C2F5830CCDKDDD	1,397.	1,537.	1,614.
	36"	58.5"		C2F5836ECDKDDD	1,517.	1,674.	1,760.
	36"	58.5"	Y	C2F5836CCDKDDD	1,559.	1,715.	1,801.
	42"	58.5"		C2F5842ECDKDDD	1,677.	1,850.	1,944.
	42"	58.5"	Y	C2F5842CCDKDDD	1,718.	1,890.	1,985.



58.5" high lateral file, 1-13.5" receding door fixed shelf, 1-1.5" tie bar, 3-13.5" receding doors fixed shelf	30"	58.5"		C2F5830EMKMMM	1,195.	1,319.	1,388.
	30"	58.5"	Y	C2F5830CMKMMM	1,237.	1,360.	1,428.
	36"	58.5"		C2F5836EMKMMM	1,420.	1,565.	1,646.
	36"	58.5"	Y	C2F5836CMKMMM	1,460.	1,606.	1,687.
	42"	58.5"		C2F5842EMKMMM	1,652.	1,822.	1,915.
	42"	58.5"	Y	C2F5842CMKMMM	1,693.	1,861.	1,956.



58.5" high lateral file, 1-13.5" receding door fixed shelf, 4-10.5" drawers with hanging rails	30"	58.5"		C2F5830EMDDDD	1,335.	1,473.	1,549.
	30"	58.5"	Y	C2F5830CMDDDD	1,376.	1,513.	1,589.
	36"	58.5"		C2F5836EMDDDD	1,563.	1,723.	1,811.
	36"	58.5"	Y	C2F5836CMDDDD	1,604.	1,765.	1,853.
	42"	58.5"		C2F5842EMDDDD	1,695.	1,869.	1,964.
	42"	58.5"	Y	C2F5842CMDDDD	1,737.	1,911.	2,006.

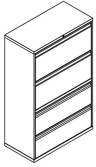


Order Code	Specification Information	Application Notes	Critical Dimensions
58.5" High Calibre Front Lateral Files	P1= painted finishes	Multiple freestanding files or cabinets (not attached to walls or worksurfaces) should be ganged for security. Single freestanding files (two and three-high) should be weighted with a counterweight (see Accessories page 64).	Actual Outside Case Height 58 ¹¹ / ₃₂ " Actual Inside Case Height 55 ¹ / ₂ "
Example: C2F5830CAAKCC-115	P2= painted finishes		
C Calibre Front	P3= painted finishes	Rails are provided for filing side-to-side and front-to-back and are adjustable for letter, A4, foolscap, JIS, legal, or EDP paper sizes.	Note: Drawer configurations read from top to bottom of the case. Interiors noted with rails consist of front to back and side to side hanging rails. Refer to front planning pages for additional information.
2 Generation Code	Customer's own non-metallic paint finishes available at P1 pricing. This excludes metallic paints and white paints. (see color policy page 14).		
F File	For reference shelf option substitute the "K" in the pattern number with a "J". Add \$175 list for reference shelf.	Per Drawer weight capacity 150 pounds.	Label holders are not included with files. Please see Accessories page 64.
58 58.5" High			
30 30" Wide		See KnollKey lock program on page 171 for keying information.	Calibre files without locks include a black Knoll-logo insert in the same position. Insert may be removed to retrofit a lock later.
C Knoll Lock			
A 10.5" Drawer with Hanging Rails		Dividers and attachment backs must be ordered separately for Rollout shelves only.	Calibre files are 18" deep.
A 10.5" Drawer with Hanging Rails			
K 1.5" Tie bar			
C 12" Drawer with Hanging Rails			
C 12" Drawer with Hanging Rails			
115 Medium Grey (P1 paint pricing)			

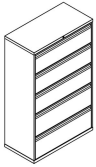
Calibre Front Lateral Files

58.5" High Calibre Front Lateral Files

description	w	h	lock	pattern no.	P1	P2	P3
58.5" high lateral file, 2-15" drawers with rails, 1-1.5" tie bar, 2-12" drawers with hanging rails	30"	58.5"		C2F5830EAAKCC	\$1,315.	\$1,451.	\$1,527.
	30"	58.5"	Y	C2F5830CAAKCC	1,356.	1,491.	1,566.
	36"	58.5"		C2F5836EAAKCC	1,443.	1,590.	1,672.
	36"	58.5"	Y	C2F5836CAAKCC	1,483.	1,631.	1,713.
	42"	58.5"		C2F5842EAAKCC	1,556.	1,715.	1,803.
	42"	58.5"	Y	C2F5842CAAKCC	1,596.	1,755.	1,844.



58.5" high lateral file, 3-10.5" drawers with rails, 2-12" drawers with hanging rails	30"	58.5"		C2F5830EDDDCC	1,282.	1,415.	1,486.
	30"	58.5"	Y	C2F5830CDDDC	1,323.	1,454.	1,528.
	36"	58.5"		C2F5836EDDDCC	1,442.	1,589.	1,670.
	36"	58.5"	Y	C2F5836CDDDC	1,482.	1,630.	1,712.
	42"	58.5"		C2F5842EDDDCC	1,597.	1,761.	1,852.
	42"	58.5"	Y	C2F5842CDDDC	1,637.	1,802.	1,892.



Order Code	Specification Information	Application Notes	Critical Dimensions
58.5" High Calibre Front Lateral Files	P1= painted finishes	Multiple freestanding files or cabinets (not attached to walls or worksurfaces) should be ganged for security. Single freestanding files (two and three-high) should be weighted with a counterweight (see Accessories page 64).	Actual Outside Case Height 58 ¹¹ / ₃₂ " Actual Inside Case Height 55 ¹ / ₂ "
Example: C2F5830CAAKCC-115	P2= painted finishes	Rails are provided for filing side-to-side and front-to-back and are adjustable for letter, A4, foolscap, JIS, legal, or EDP paper sizes.	Note: Drawer configurations read from top to bottom of the case. Interiors noted with rails consist of front to back and side to side hanging rails. Refer to front planning pages for additional information.
C Calibre Front	P3= painted finishes	Per Drawer weight capacity 150 pounds.	Label holders are not included with files. Please see Accessories page 64.
2 Generation Code	Customer's own non-metallic paint finishes available at P1 pricing. This excludes metallic paints and white paints. (see color policy page 14).	See KnollKey lock program on page 171 for keying information.	Calibre files without locks include a black Knoll-logo insert in the same position. Insert may be removed to retrofit a lock later.
F File	For reference shelf option substitute the "K" in the pattern number with a "J". Add \$175 list for reference shelf.	Dividers and attachment backs must be ordered separately for Rollout shelves only.	Calibre files are 18" deep.
58 58.5" High			
30 30" Wide			
C Knoll Lock			
A 10.5" Drawer with Hanging Rails			
A 10.5" Drawer with Hanging Rails			
K 1.5" Tie bar			
C 12" Drawer with Hanging Rails			
C 12" Drawer with Hanging Rails			
115 Medium Grey (P1 paint pricing)			

Calibre Front Lateral Files -Preconfigured

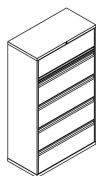
Calibre Front Lateral Files

63" High Calibre Front Lateral Files

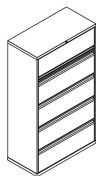
Calibre

Calibre File Collection

description	w	h	lock	pattern no.	P1	P2	P3
63" high lateral file, 1-12" receding door fixed shelf, 4-12" drawers with hanging rails	30"	63"		C2F6330ENCXXX	\$1,350.	\$1,488.	\$1,565.
	30"	63"	Y	C2F6330CNXXX	1,391.	1,530.	1,606.
	36"	63"		C2F6336ENCXXX	1,512.	1,667.	1,753.
	36"	63"	Y	C2F6336CNXXX	1,554.	1,708.	1,794.
	42"	63"		C2F6342ENCXXX	1,691.	1,863.	1,959.
	42"	63"	Y	C2F6342CNXXX	1,732.	1,904.	1,999.



63" high lateral file, 1-12" receding door pullout shelf, 4-12" drawers with hanging rails	30"	63"		C2F6330EZXXX	1,350.	1,487.	1,562.
	30"	63"	Y	C2F6330CZXXX ↗	1,389.	1,531.	1,608.
	36"	63"		C2F6336EZXXX	1,512.	1,664.	1,749.
	36"	63"	Y	C2F6336CZXXX ↗	1,554.	1,710.	1,798.
	42"	63"		C2F6342EZXXX	1,692.	1,865.	1,957.
	42"	63"	Y	C2F6342CZXXX ↗	1,732.	1,909.	2,003.

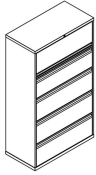


Order Code	Specification Information	Application Notes	Critical Dimensions
63" High Calibre Front Lateral Files	P1= painted finishes	Multiple freestanding files or cabinets (not attached to walls or worksurfaces) should be ganged for security. Single freestanding files (two and three-high) should be weighted with a counterweight (see Accessories page 64).	Actual Outside Case Height 62 ^{27/32"} Actual Inside Case Height 60"
Example: C2F6330CMMKDDD-115	P2= painted finishes		
C Calibre Front	P3= painted finishes	Rails are provided for filing side-to-side and front-to-back and are adjustable for letter, A4, foolscap, JIS, legal, or EDP paper sizes.	Note: Drawer configurations read from top to bottom of the case. Interiors noted with rails consist of front to back and side to side hanging rails. Refer to front planning pages for additional information.
2 Generation Code	Customer's own non-metallic paint finishes available at P1 pricing. This excludes metallic paints and white paints. (see color policy page 14).		
F File	For Equity base height option replace the "C" prefix with an "E", example E2F6330CMMKDDD-115. Add a \$25 upcharge for Equity base height option. Actual case height with the Equity base is 63 ^{13/32"} .	Per Drawer weight capacity 150 pounds.	Label holders are not included with files. Please see Accessories page 64.
63 63" High	For reference shelf option substitute the "K" in the pattern number with a "J". Add \$175 list for reference shelf.		
30 30" Wide		See KnollKey lock program on page 171 for keying information.	Calibre files without locks include a black Knoll-logo insert in the same position. Insert may be removed to retrofit a lock later.
C Knoll Lock			
M 13.5" Receding Door with Fixed Shelf		Dividers and attachment backs must be ordered separately for Rollout shelves only.	Calibre files are 18" deep.
M 13.5" Receding Door with Fixed Shelf			
K 1.5" Tie bar			
D 10.5" Drawer with Hanging Rails			
D 10.5" Drawer with Hanging Rails			
D 10.5" Drawer with Hanging Rails			
115 Medium Grey (P1 paint pricing)			

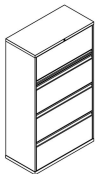
Calibre Front Lateral Files

63" High Calibre Front Lateral Files

description	w	h	lock	pattern no.	P1	P2	P3
63" high lateral file, 1-13.5" receding door fixed shelf, 1-10.5" drawer, 3-12" drawer with hanging rails	30"	63"		C2F6330EMDCCC	\$1,397.	\$1,540.	\$1,620.
	30"	63"	Y	C2F6330CMDCCC	1,438.	1,581.	1,660.
	36"	63"		C2F6336EMDCCC	1,560.	1,720.	1,807.
	36"	63"	Y	C2F6336CMDCCC	1,600.	1,761.	1,849.
	42"	63"		C2F6342EMDCCC	1,806.	1,990.	2,093.
	42"	63"	Y	C2F6342CMDCCC	1,847.	2,031.	2,132.



63" high lateral file, 1-15" Receding door with fixed shelf, 3-15" drawers with hanging rails	30"	63"		C2F6330ELAAA	1,287.	1,419.	1,491.
	30"	63"	Y	C2F6330CLAAA	1,327.	1,459.	1,533.
	36"	63"		C2F6336ELAAA	1,475.	1,626.	1,711.
	36"	63"	Y	C2F6336CLAAA	1,515.	1,667.	1,750.
	42"	63"		C2F6342ELAAA	1,726.	1,903.	2,001.
	42"	63"	Y	C2F6342CLAAA	1,768.	1,944.	2,041.



Order Code	Specification Information	Application Notes	Critical Dimensions
63" High Calibre Front Lateral Files	P1= painted finishes	Multiple freestanding files or cabinets (not attached to walls or worksurfaces) should be ganged for security. Single freestanding files (two and three-high) should be weighted with a counterweight (see Accessories page 64).	Actual Outside Case Height 62 ^{27/32"} Actual Inside Case Height 60"
Example: C2F6330CMMKDDD-115	P2= painted finishes		
C Calibre Front	P3= painted finishes	Rails are provided for filing side-to-side and front-to-back and are adjustable for letter, A4, foolscap, JIS, legal, or EDP paper sizes.	Note: Drawer configurations read from top to bottom of the case. Interiors noted with rails consist of front to back and side to side hanging rails. Refer to front planning pages for additional information.
2 Generation Code	Customer's own non-metallic paint finishes available at P1 pricing. This excludes metallic paints and white paints. (see color policy page 14).		
F File	For Equity base height option replace the "C" prefix with an "E", example E2F6330CMMKDDD-115. Add a \$25 upcharge for Equity base height option. Actual case height with the Equity base is 63 ^{13/32"} .	Per Drawer weight capacity 150 pounds.	Label holders are not included with files. Please see Accessories page 64.
63 63" High			
30 30" Wide	For reference shelf option substitute the "K" in the pattern number with a "J". Add \$175 list for reference shelf.	See KnollKey lock program on page 171 for keying information.	Calibre files without locks include a black Knoll-logo insert in the same position. Insert may be removed to retrofit a lock later.
C Knoll Lock			
M 13.5" Receding Door with Fixed Shelf	Dividers and attachment backs must be ordered separately for Rollout shelves only.		Calibre files are 18" deep.
M 13.5" Receding Door with Fixed Shelf			
K 1.5" Tie bar			
D 10.5" Drawer with Hanging Rails			
D 10.5" Drawer with Hanging Rails			
D 10.5" Drawer with Hanging Rails			
115 Medium Grey (P1 paint pricing)			

Calibre Front Lateral Files -Preconfigured

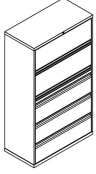
Calibre Front Lateral Files

63" High Calibre Front Lateral Files

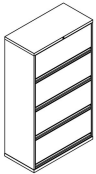
Calibre

Calibre File Collection

description	w	h	lock	pattern no.	P1	P2	P3
63" high lateral file, 2-13.5" receding doors fixed shelves, 1-1.5" tie bar, 3-10.5" drawers with hanging rails	30"	63"		C2F6330EMMKDDD	\$1,381.	\$1,524.	\$1,602.
	30"	63"	Y	C2F6330CMMKDDD	1,422.	1,564.	1,643.
	36"	63"		C2F6336EMMKDDD	1,614.	1,779.	1,871.
	36"	63"	Y	C2F6336CMMKDDD	1,654.	1,821.	1,912.
	42"	63"		C2F6342EMMKDDD	1,860.	2,050.	2,155.
	42"	63"	Y	C2F6342CMMKDDD	1,901.	2,092.	2,196.



63" high lateral file, 4-15" receding door fixed shelf	30"	63"		C2F6330ELLLL	1,250.	1,380.	1,451.
	30"	63"	Y	C2F6330CLLLL	1,292.	1,421.	1,491.
	36"	63"		C2F6336ELLLL	1,460.	1,610.	1,693.
	36"	63"	Y	C2F6336CLLLL	1,501.	1,651.	1,734.
	42"	63"		C2F6342ELLLL	1,692.	1,865.	1,961.
	42"	63"	Y	C2F6342CLLLL	1,733.	1,905.	2,002.

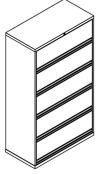


Order Code	Specification Information	Application Notes	Critical Dimensions
63" High Calibre Front Lateral Files	P1= painted finishes	Multiple freestanding files or cabinets (not attached to walls or worksurfaces) should be ganged for security. Single freestanding files (two and three-high) should be weighted with a counterweight (see Accessories page 64).	Actual Outside Case Height 62 ^{27/32} " Actual Inside Case Height 60"
Example: C2F6330CMMKDDD-115	P2= painted finishes		
C Calibre Front	P3= painted finishes	Rails are provided for filing side-to-side and front-to-back and are adjustable for letter, A4, foolscap, JIS, legal, or EDP paper sizes.	Note: Drawer configurations read from top to bottom of the case. Interiors noted with rails consist of front to back and side to side hanging rails. Refer to front planning pages for additional information.
2 Generation Code	Customer's own non-metallic paint finishes available at P1 pricing. This excludes metallic paints and white paints. (see color policy page 14).		
F File	For Equity base height option replace the "C" prefix with an "E", example E2F6330CMMKDDD-115. Add a \$25 upcharge for Equity base height option. Actual case height with the Equity base is 63 ^{13/32} ".	Per Drawer weight capacity 150 pounds.	Label holders are not included with files. Please see Accessories page 64.
63 63" High	For reference shelf option substitute the "K" in the pattern number with a "J". Add \$175 list for reference shelf.		
30 30" Wide		See KnollKey lock program on page 171 for keying information.	Calibre files without locks include a black Knoll-logo insert in the same position. Insert may be removed to retrofit a lock later.
C Knoll Lock			
M 13.5" Receding Door with Fixed Shelf		Dividers and attachment backs must be ordered separately for Rollout shelves only.	Calibre files are 18" deep.
M 13.5" Receding Door with Fixed Shelf			
K 1.5" Tie bar			
D 10.5" Drawer with Hanging Rails			
D 10.5" Drawer with Hanging Rails			
D 10.5" Drawer with Hanging Rails			
115 Medium Grey (P1 paint pricing)			

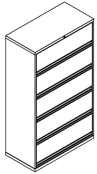
Calibre Front Lateral Files -Preconfigured
Calibre Front Lateral Files
63" High Calibre Front Lateral Files

Calibre

description	w	h	lock	pattern no.	P1	P2	P3
63" high lateral file, 5-12" receding door fixed shelves	30"	63"		C2F6330ENNNNN	\$1,341.	\$1,479.	\$1,557.
	30"	63"	Y	C2F6330CNNNNN	1,382.	1,519.	1,597.
	36"	63"		C2F6336ENNNNN	1,561.	1,721.	1,809.
	36"	63"	Y	C2F6336CNNNNN	1,602.	1,762.	1,851.
	42"	63"		C2F6342ENNNNN	1,881.	2,073.	2,179.
	42"	63"	Y	C2F6342CNNNNN	1,921.	2,115.	2,219.



63" high lateral file, 5-12" receding doors with rollout shelves	30"	63"		C2F6330EZZZZZ	1,539.	1,699.	1,783.
	30"	63"	Y	C2F6330CZZZZZ	1,579.	1,743.	1,830.
	36"	63"		C2F6336EZZZZZ	1,707.	1,876.	1,975.
	36"	63"	Y	C2F6336CZZZZZ	1,747.	1,921.	2,023.
	42"	63"		C2F6342EZZZZZ	1,882.	2,077.	2,178.
	42"	63"	Y	C2F6342CZZZZZ	1,921.	2,122.	2,224.

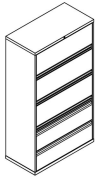


Order Code	Specification Information	Application Notes	Critical Dimensions
63" High Calibre Front Lateral Files	P1= painted finishes	Multiple freestanding files or cabinets (not attached to walls or worksurfaces) should be ganged for security. Single freestanding files (two and three-high) should be weighted with a counterweight (see Accessories page 64).	Actual Outside Case Height 62 ^{27/32"} Actual Inside Case Height 60"
Example: C2F6330CMMKDDD-115	P2= painted finishes		
C Calibre Front	P3= painted finishes	Rails are provided for filing side-to-side and front-to-back and are adjustable for letter, A4, foolscap, JIS, legal, or EDP paper sizes.	Note: Drawer configurations read from top to bottom of the case. Interiors noted with rails consist of front to back and side to side hanging rails. Refer to front planning pages for additional information.
2 Generation Code	Customer's own non-metallic paint finishes available at P1 pricing. This excludes metallic paints and white paints. (see color policy page 14).		
F File	For Equity base height option replace the "C" prefix with an "E", example E2F6330CMMKDDD-115. Add a \$25 upcharge for Equity base height option. Actual case height with the Equity base is 63 ^{13/32"} .	Per Drawer weight capacity 150 pounds.	Label holders are not included with files. Please see Accessories page 64.
63 63" High			
30 30" Wide	For reference shelf option substitute the "K" in the pattern number with a "J". Add \$175 list for reference shelf.	See KnollKey lock program on page 171 for keying information.	Calibre files without locks include a black Knoll-logo insert in the same position. Insert may be removed to retrofit a lock later.
C Knoll Lock			
M 13.5" Receding Door with Fixed Shelf	Dividers and attachment backs must be ordered separately for Rollout shelves only.		Calibre files are 18" deep.
M 13.5" Receding Door with Fixed Shelf			
K 1.5" Tie bar			
D 10.5" Drawer with Hanging Rails			
D 10.5" Drawer with Hanging Rails			
D 10.5" Drawer with Hanging Rails			
115 Medium Grey (P1 paint pricing)			

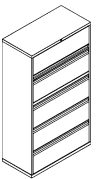
Calibre Front Lateral Files

64.5" High Calibre Front Lateral Files

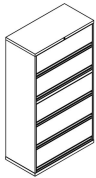
description	w	h	lock	pattern no.	P1	P2	P3
64.5" high lateral file, 1-13.5" receding door fixed shelf, 4-12" drawer with hanging rails	30"	64.5"		C2F6430EMCCCC	\$1,406.	\$1,551.	\$1,630.
	30"	64.5"	Y	C2F6430CMCCCC	1,447.	1,591.	1,670.
	36"	64.5"		C2F6436EMCCCC	1,569.	1,732.	1,821.
	36"	64.5"	Y	C2F6436CMCCCC	1,610.	1,772.	1,860.
	42"	64.5"		C2F6442EMCCCC	1,752.	1,931.	2,030.
	42"	64.5"	Y	C2F6442CMCCCC	1,793.	1,972.	2,071.



64.5" high lateral file, 1-12" receding doors fixed shelves, 1-12" Drawer, 1-1.5" tie bar, 3-12" drawer with hanging rails	30"	64.5"		C2F6430ENCKCCC	1,360.	1,500.	1,577.
	30"	64.5"	Y	C2F6430CNCKCCC	1,400.	1,540.	1,618.
	36"	64.5"		C2F6436ENCKCCC	1,577.	1,739.	1,828.
	36"	64.5"	Y	C2F6436CNCKCCC	1,618.	1,779.	1,868.
	42"	64.5"		C2F6442ENCKCCC	1,811.	1,997.	2,099.
	42"	64.5"	Y	C2F6442CNCKCCC	1,853.	2,038.	2,140.



64.5" high lateral file, 2-12" receding doors fixed shelves, 1-1.5" tie bar, 3-12" receding doors with fixed shelves	30"	64.5"		C2F6430ENNKNNN	1,360.	1,500.	1,577.
	30"	64.5"	Y	C2F6430CNKNNNN	1,400.	1,540.	1,618.
	36"	64.5"		C2F6436ENNKNNN	1,603.	1,767.	1,857.
	36"	64.5"	Y	C2F6436CNKNNNN	1,644.	1,807.	1,898.
	42"	64.5"		C2F6442ENNKNNN	1,794.	1,976.	2,078.
	42"	64.5"	Y	C2F6442CNKNNNN	1,834.	2,017.	2,120.

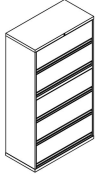


Order Code	Specification Information	Application Notes	Critical Dimensions
64.5" High Calibre Front Lateral Files	P1= painted finishes	Multiple freestanding files or cabinets (not attached to walls or worksurfaces) should be ganged for security. Single freestanding files (two and three-high) should be weighted with a counterweight (see Accessories page 64).	Actual Outside Case Height 64 ^{11/32"} Actual Inside Case Height 61 ^{1/2"}
Example: C2F6430CNCKCCC-115	P2= painted finishes		
C Calibre Front	P3= painted finishes	Rails are provided for filing side-to-side and front-to-back and are adjustable for letter, A4, foolscap, JIS, legal, or EDP paper sizes.	Note: Drawer configurations read from top to bottom of the case. Interiors noted with rails consist of front to back and side to side hanging rails. Refer to front planning pages for additional information.
2 Generation Code	Customer's own non-metallic paint finishes available at P1 pricing. This excludes metallic paints and white paints. (see color policy page 14).		
F File	For reference shelf option substitute the "K" in the pattern number with a "J". Add \$175 list for reference shelf.	Per Drawer weight capacity 150 pounds.	Label holders are not included with files. Please see Accessories page 64.
64 64" High			
30 30" Wide	See KnollKey lock program on page 171 for keying information.	Dividers and attachment backs must be ordered separately for Rollout shelves only	Calibre files without locks include a black Knoll-logo insert in the same position. Insert may be removed to retrofit a lock later.
C Knoll Lock			
N 12" Receding Door with Fixed Shelf			Calibre files are 18" deep.
C 12" Drawer with Hanging Rails			
K 1.5" Tie bar			
C 12" Drawer with Hanging Rails			
C 12" Drawer with Hanging Rails			
C 12" Drawer with Hanging Rails			
115 Medium Grey (P1 paint pricing)			

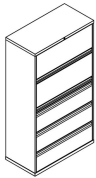
Calibre Front Lateral Files

64.5" High Calibre Front Lateral Files

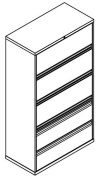
description	w	h	lock	pattern no.	P1	P2	P3
64.5" high lateral file, 2-12" receding doors pullout shelves, 1-1.5" tie bar, 3-12" receding doors with pullout shelves	30"	64.5"		C2F6430EZZKZZZ	\$1,476.	\$1,627.	\$1,712.
	30"	64.5"	Y	C2F6430CZZKZZZ	1,516.	1,668.	1,752.
	36"	64.5"		C2F6436EZZKZZZ	1,660.	1,831.	1,923.
	36"	64.5"	Y	C2F6436CZZKZZZ	1,701.	1,872.	1,964.
	42"	64.5"		C2F6442EZZKZZZ	1,852.	2,040.	2,145.
	42"	64.5"	Y	C2F6442CZZKZZZ	1,892.	2,080.	2,185.



64.5" high lateral file, 2-15" receding doors fixed shelves, 3-10.5" drawers with hanging rails	30"	64.5"		C2F6430ELLDDD	1,343.	1,483.	1,559.
	30"	64.5"	Y	C2F6430CLLDDD	1,384.	1,524.	1,599.
	36"	64.5"		C2F6436ELLDDD	1,573.	1,735.	1,824.
	36"	64.5"	Y	C2F6436CLLDDD	1,614.	1,776.	1,863.
	42"	64.5"		C2F6442ELLDDD	1,821.	2,007.	2,107.
	42"	64.5"	Y	C2F6442CLLDDD	1,860.	2,047.	2,149.



64.5" high lateral file, 3-13.5" receding doors fixed shelves, 2-10.5" drawers with rails	30"	64.5"		C2F6430EMMMDD	1,346.	1,484.	1,560.
	30"	64.5"	Y	C2F6430CMMMDD	1,385.	1,525.	1,600.
	36"	64.5"		C2F6436EMMMDD	1,581.	1,744.	1,832.
	36"	64.5"	Y	C2F6436CMMMDD	1,622.	1,784.	1,873.
	42"	64.5"		C2F6442EMMMDD	1,832.	2,019.	2,123.
	42"	64.5"	Y	C2F6442CMMMDD	1,873.	2,061.	2,163.



Order Code	Specification Information	Application Notes	Critical Dimensions
64.5" High Calibre Front Lateral Files	P1= painted finishes	Multiple freestanding files or cabinets (not attached to walls or worksurfaces) should be ganged for security. Single freestanding files (two and three-high) should be weighted with a counterweight (see Accessories page 64).	Actual Outside Case Height 64 ^{11/32"} Actual Inside Case Height 61 ^{1/2"}
Example: C2F6430CNCKCCC-115	P2= painted finishes		
C Calibre Front	P3= painted finishes	Rails are provided for filing side-to-side and front-to-back and are adjustable for letter, A4, foolscap, JIS, legal, or EDP paper sizes.	Note: Drawer configurations read from top to bottom of the case. Interiors noted with rails consist of front to back and side to side hanging rails. Refer to front planning pages for additional information.
2 Generation Code	Customer's own non-metallic paint finishes available at P1 pricing. This excludes metallic paints and white paints. (see color policy page 14).		
F File	For reference shelf option substitute the "K" in the pattern number with a "J". Add \$175 list for reference shelf.	Per Drawer weight capacity 150 pounds.	Label holders are not included with files. Please see Accessories page 64.
64 64" High			
30 30" Wide		See KnollKey lock program on page 171 for keying information.	Calibre files without locks include a black Knoll-logo insert in the same position. Insert may be removed to retrofit a lock later.
C Knoll Lock			
N 12" Receding Door with Fixed Shelf		Dividers and attachment backs must be ordered separately for Rollout shelves only	Calibre files are 18" deep.
C 12" Drawer with Hanging Rails			
K 1.5" Tie bar			
C 12" Drawer with Hanging Rails			
C 12" Drawer with Hanging Rails			
C 12" Drawer with Hanging Rails			
115 Medium Grey (P1 paint pricing)			

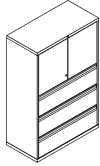
Calibre Front Hybrids

55.5" High Calibre Front Hybrid Units

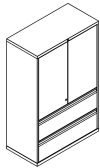
Calibre

Calibre File Collection

description	w	h	lock	pattern no.	P1	P2	P3
55.5" high hybrid with 21" storage doors and 3-10.5" drawers with hanging rails (no shelf)	30"	55.5"		C2H5530EVDDD	\$1,304.	\$1,433.	\$1,506.
	30"	55.5"	Y	C2H5530CVDDD	1,346.	1,480.	1,555.
	36"	55.5"		C2H5536EVDDD	1,511.	1,662.	1,746.
	36"	55.5"	Y	C2H5536CVDDD	1,553.	1,708.	1,793.



55.5" high hybrid with 31.5" storage doors and 2-10.5" drawers with hanging rails (one adjustable shelf)	30"	55.5"		C2H5530EXDD	1,184.	1,302.	1,367.
	30"	55.5"	Y	C2H5530CXDD	1,225.	1,347.	1,414.
	36"	55.5"		C2H5536EXDD	1,347.	1,482.	1,556.
	36"	55.5"	Y	C2H5536CXDD	1,388.	1,526.	1,603.



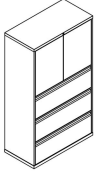
Order Code	Specification Information	Application Notes	Critical Dimensions
55.5" High Calibre Front Hybrid Unit	P1= painted finishes	Multiple freestanding files or cabinets (not attached to walls or worksurfaces) should be ganged for security. Single freestanding files (two and three-high) should be weighted with a counterweight (see Accessories page 64).	Actual Outside Case Height 55 ^{11/32} " Actual Inside Case Height 52 ^{1/2} "
Example: C2H5530CVDDD-115	P2= painted finishes		
C Calibre Front	P3= painted finishes	Rails are provided for filing side-to-side and front-to-back and are adjustable for letter, A4, foolscap, JIS, legal, or EDP paper sizes.	Note: Drawer configurations read from top to bottom of the case. Interiors noted with rails consist of front to back and side to side hanging rails. Refer to front planning pages for additional information.
2 Generation Code	Customer's own non-metallic paint finishes available at P1 pricing. This excludes metallic paints and white paints. (see color policy page 14).		
H Hybrid	Calibre Hybrids are shipped with two locks that are random keyed. For units with like keys, please consult the Keyed Alike policy.	Per Drawer weight capacity 150 pounds.	Label holders are not included with files. Please see Accessories page 64.
55 55.5" High			
30 30" Wide		See KnollKey lock program on page 171 for keying	Calibre files without locks include a black Knoll-logo insert in the same position. Insert may be removed to retrofit a lock later.
C Knoll Lock			
V 21" Storage doors			Calibre files are 18" deep.
D 10.5" Drawer with Hanging Rails			
D 10.5" Drawer with Hanging Rails			
D 10.5" Drawer with Hanging Rails			
115 Medium Grey (P1 paint pricing)			

Calibre Front Hybrids

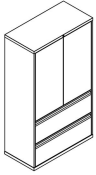
63" High Calibre Front Hybrid Units

Calibre

description	w	h	lock	pattern no.	P1	P2	P3
63" high hybrid unit with 24" storage doors and 3-12" drawers with hanging rails	30"	63"		C2H6330ERCCC	\$1,376.	\$1,514.	\$1,589.
	30"	63"	Y	C2H6330CRCCC	1,419.	1,559.	1,637.
	36"	63"		C2H6336ERCCC	1,568.	1,724.	1,811.
	36"	63"	Y	C2H6336CRCCC	1,609.	1,770.	1,858.



63" high hybrid unit with 36" storage doors and 2-12" drawers with hanging rails	30"	63"		C2H6330ETCC	1,242.	1,366.	1,436.
	30"	63"	Y	C2H6330CTCC	1,282.	1,411.	1,482.
	36"	63"		C2H6336ETCC	1,411.	1,553.	1,631.
	36"	63"	Y	C2H6336CTCC	1,452.	1,600.	1,678.



Order Code	Specification Information	Application Notes	Critical Dimensions
63" High Calibre Front Hybrid Unit	P1= painted finishes	Multiple freestanding files or cabinets (not attached to walls or worksurfaces) should be ganged for security. Single freestanding files (two and three-high) should be weighted with a counterweight (see Accessories page 64).	Actual Outside Case Height 62 ^{27/32"} Actual Inside Case Height 60"
Example: C2H6330CRCCC-115	P2= painted finishes		
C Calibre Front	P3= painted finishes	Rails are provided for filing side-to-side and front-to-back and are adjustable for letter, A4, foolscap, JIS, legal, or EDP paper sizes.	Note: Drawer configurations read from top to bottom of the case. Interiors noted with rails consist of front to back and side to side hanging rails. Refer to front planning pages for additional information.
2 Generation Code	Customer's own non-metallic paint finishes available at P1 pricing. This excludes metallic paints and white paints. (see color policy page 14).		
H Hybrid	For Equity base height option replace the "C" prefix with an "E" example E2H6330CRCCC-115. Add a \$25 upcharge for Equity base height option. Actual case height with Equity base is 63 ^{13/32"} .	Per Drawer weight capacity 150 pounds.	Label holders are not included with files. Please see Accessories page 64.
63 63" High	Calibre Hybrids are shipped with two locks that are random keyed. For units with like keys, please consult the Keyed Alike policy.		
30 30" Wide		See KnollKey lock program on page 171 for keying information.	Calibre files without locks include a black Knoll-logo insert in the same position. Insert may be removed to retrofit a lock later.
C Knoll Lock			
R 24" Storage doors			Calibre files are 18" deep.
C 12" Drawer with Hanging Rails			
C 12" Drawer with Hanging Rails			
C 12" Drawer with Hanging Rails			
115 Medium Grey (P1 paint pricing)			

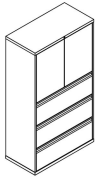
Calibre Front Hybrids

64.5" High Calibre Front Hybrid Units

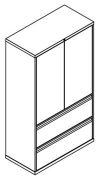
Calibre

Calibre File Collection

description	w	h	lock	pattern no.	P1	P2	P3
64.5" high hybrid unit with 25.5" storage doors and 3-12" drawers with hanging rails	30"	64.5"		C2H6430ESCCC	\$1,376.	\$1,514.	\$1,589.
	30"	64.5"	Y	C2H6430CSCCC	1,419.	1,559.	1,637.
	36"	64.5"		C2H6436ESCCC	1,568.	1,724.	1,811.
	36"	64.5"	Y	C2H6436CSCCC	1,609.	1,770.	1,858.



64.5" high hybrid unit with 37.5" storage doors and 2-12" drawers with hanging rails	30"	64.5"		C2H6430EUCC	1,242.	1,366.	1,436.
	30"	64.5"	Y	C2H6430CUCC	1,282.	1,411.	1,482.
	36"	64.5"		C2H6436EUCC	1,411.	1,553.	1,631.
	36"	64.5"	Y	C2H6436CUCC	1,452.	1,600.	1,678.



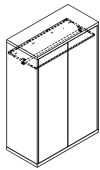
Order Code	Specification Information	Application Notes	Critical Dimensions
64.5" High Calibre Front Hybrid Unit	P1= painted finishes	Multiple freestanding files or cabinets (not attached to walls or worksurfaces) should be ganged for security. Single freestanding files (two and three-high) should be weighted with a counterweight (see Accessories page 64).	Actual Outside Case Height 64 ^{11/32"} Actual Inside Case Height 61 ^{1/2"}
Example: C2H6430CSCCC-115	P2= painted finishes		
C Calibre Front	P3= painted finishes	Rails are provided for filing side-to-side and front-to-back and are adjustable for letter, A4, foolscap, JIS, legal, or EDP paper sizes.	Note: Drawer configurations read from top to bottom of the case. Interiors noted with rails consist of front to back and side to side hanging rails. Refer to front planning pages for additional information.
2 Generation Code	Customer's own non-metallic paint finishes available at P1 pricing. This excludes metallic paints and white paints. (see color policy page 14).		
H Hybrid	Calibre Hybrids are shipped with two locks that are random keyed. For like locks please consult the Knoll Keyed Alike policy.	Per Drawer weight capacity 150 pounds.	Label holders are not included with files. Please see Accessories page 64.
64 64" High			
30 30" Wide		See KnollKey lock program on page 171 for keying information.	Calibre files without locks include a black Knoll-logo insert in the same position. Insert may be removed to retrofit a lock later.
C Knoll Lock			
S 25.5" Storage doors			
C 12" Drawer with Hanging Rails			
C 12" Drawer with Hanging Rails			Calibre files are 18" deep.
C 12" Drawer with Hanging Rails			
115 Medium Grey (P1 paint pricing)			

Calibre Front Wardrobes

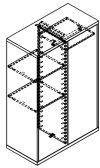
55.5" High Calibre Front Wardrobe Units

Calibre

description	w	h	lock	pattern no.	P1	P2	P3
55.5" high wardrobe with coat rod and shelf	30"	55.5"		C2W5530E	\$724.	\$797.	\$836.
	30"	55.5"	Y	C2W5530C	775.	853.	896.
	36"	55.5"		C2W5536E	791.	870.	914.
	36"	55.5"	Y	C2W5536C	838.	922.	968.



55.5" high vertically divided wardrobe with coat rod and 2 adjustable shelves	30"	55.5"		C2DW5530E	1,250.	1,375.	1,444.
	30"	55.5"	Y	C2DW5530C	1,292.	1,421.	1,492.
	36"	55.5"		C2DW5536E	1,484.	1,632.	1,714.
	36"	55.5"	Y	C2DW5536C	1,523.	1,675.	1,759.



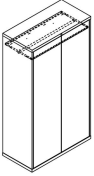
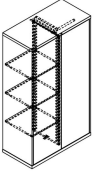
Order Code	Specification Information	Application Notes	Critical Dimensions
55.5" High Calibre Front Wardrobe Unit	P1= painted finishes	Multiple freestanding files or cabinets (not attached to walls or worksurfaces) should be ganged for security. Single freestanding files (two and three-high) should be weighted with a counterweight (see Accessories page 64).	Actual Outside Case Height 55 ^{11/32"} Actual Inside Case Height 52 ^{1/2"}
Example: C2W5530C-115	P2= painted finishes		
C Calibre Front	P3= painted finishes	Rails are provided for filing side-to-side and front-to-back and are adjustable for letter, A4, foolscap, JIS, legal, or EDP paper sizes.	Note: Drawer configurations read from top to bottom of the case. Interiors noted with rails consist of front to back and side to side hanging rails. Refer to front planning pages for additional information.
2 Generation Code	Customer's own non-metallic paint finishes available at P1 pricing. This excludes metallic paints and white paints. (see color policy page 14).		
W Wardrobe		Per Drawer weight capacity 150 pounds.	Label holders are not included with files. Please see Accessories page 64.
55 55.5" High			
30 30" Wide		See KnollKey lock program on page 171 for keying information.	Calibre files without locks include a black Knoll-logo insert in the same position. Insert may be removed to retrofit a lock later.
C Knoll Lock			
115 Medium Grey (P1 paint pricing)			Calibre files are 18" deep.

Calibre Front Wardrobes

63" High Calibre Front Wardrobe Units

Calibre

Calibre File Collection

description	w	h	lock	pattern no.	P1	P2	P3
 Wardrobe with coat rod and shelf	30"	63"		C2W6330E	\$733.	\$807.	\$848.
	30"	63"	Y	C2W6330C	784.	862.	905.
	36"	63"		C2W6336E	793.	874.	917.
	36"	63"	Y	C2W6336C	840.	925.	972.
 Vertically divided wardrobe, coat rod, 3 adjustable shelves	30"	63"		C2DW6330E	1,280.	1,405.	1,473.
	30"	63"	Y	C2DW6330C	1,322.	1,449.	1,521.
	36"	63"		C2DW6336E	1,513.	1,661.	1,743.
	36"	63"	Y	C2DW6336C	1,553.	1,705.	1,789.

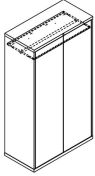
Order Code	Specification Information	Application Notes	Critical Dimensions
63" High Calibre Front Wardrobe Unit	P1= painted finishes	Multiple freestanding files or cabinets (not attached to walls or worksurfaces) should be ganged for security. Single freestanding files (two and three-high) should be weighted with a counterweight (see Accessories page 64).	Actual Outside Case Height 62 ^{27/32"} Actual Inside Case Height 60"
Example: C2W3M4CD-115	P2= painted finishes		
C Calibre Front	P3= painted finishes		
2 Generation Code	Customer's own non-metallic paint finishes available at P1 pricing. This excludes metallic paints and white paints. (see color policy page 14).	Rails are provided for filing side-to-side and front-to-back and are adjustable for letter, A4, foolscap, JIS, legal, or EDP paper sizes.	Note: Drawer configurations read from top to bottom of the case. Interiors noted with rails consist of front to back and side to side hanging rails. Refer to front planning pages for additional information.
W Wardrobe			
3 Standard Base	For Equity base height option replace the "C" prefix with an "E" example E2W3M4CD-115. Add a \$25 upcharge for Equity base height option. Actual case height with Equity base is 63 ^{13/32"} .	Per Drawer weight capacity 150 pounds.	Label holders are not included with files. Please see Accessories page 64.
M Wardrobe Doors			
4 30" Wide		See KnollKey lock program on page 171 for keying information.	Calibre files without locks include a black Knoll-logo insert in the same position. Insert may be removed to retrofit a lock later.
C Knoll Lock			
D Coat Rod Shelf			Calibre files are 18" deep.
115 Medium Grey (P1 paint pricing)			

Calibre Front Wardrobes

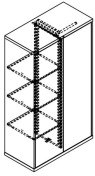
64.5" High Calibre Front Wardrobe Units

Calibre

description	w	h	lock	pattern no.	P1	P2	P3
Wardrobe with coat rod and shelf	30"	64.5"		C2W6430E	\$733.	\$807.	\$848.
	30"	64.5"	Y	C2W6430C	784.	862.	905.
	36"	64.5"		C2W6436E	793.	874.	917.
	36"	64.5"	Y	C2W6436C	840.	925.	972.



Vertically Divided Wardrobe, coat rod, 3 adjustable shelves	30"	64.5"		C2DW6430E	1,280.	1,405.	1,473.
	30"	64.5"	Y	C2DW6430C	1,322.	1,449.	1,521.
	36"	64.5"		C2DW6436E	1,513.	1,661.	1,743.
	36"	64.5"	Y	C2DW6436C	1,553.	1,705.	1,789.



Order Code	Specification Information	Application Notes	Critical Dimensions
64.5" High Calibre Front Wardrobe Unit	P1= painted finishes	Multiple freestanding files or cabinets (not attached to walls or worksurfaces) should be ganged for security. Single freestanding files (two and three-high) should be weighted with a counterweight (see Accessories page 64).	Actual Outside Case Height 64 ¹¹ / ₃₂ " Actual Inside Case Height 61 ¹ / ₂ "
Example: C2W3M5CD-115	P2= painted finishes		
C Calibre Front	P3= painted finishes	Rails are provided for filing side-to-side and front-to-back and are adjustable for letter, A4, foolscap, JIS, legal, or EDP paper sizes.	Note: Drawer configurations read from top to bottom of the case. Interiors noted with rails consist of front to back and side to side hanging rails. Refer to front planning pages for additional information.
2 Generation Code	Customer's own non-metallic paint finishes available at P1 pricing. This excludes metallic paints and white paints. (see color policy page 14).		
W Wardrobe		Per Drawer weight capacity 150 pounds.	Label holders are not included with files. Please see Accessories page 64.
3 Standard Base			
M Wardrobe Doors		See KnollKey lock program on page 171 for keying information.	Calibre files without locks include a black Knoll-logo insert in the same position. Insert may be removed to retrofit a lock later.
5 30" Wide			
C Knoll Lock			Calibre files are 18" deep.
D Coat Rod Shelf			
115 Medium Grey (P1 paint pricing)			

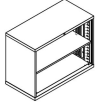
Calibre Front Cabinets

27" High Calibre Front Cabinets

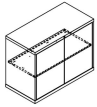
Calibre

Calibre File Collection

description	w	h	lock	pattern no.	P1	P2	P3
27" high cabinet with, 1 adjustable shelf, no doors	30"	27"		C2C2730	\$576.	\$635.	\$667.
	36"	27"		C2C2736	596.	655.	688.



27" high cabinet with, 1 adjustable shelf, with doors	30"	27"		C2C2730E	643.	708.	743.
	30"	27"	Y	C2C2730C	694.	765.	803.
	36"	27"		C2C2736E	661.	727.	765.
	36"	27"	Y	C2C2736C	711.	783.	822.



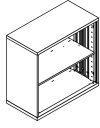
Order Code	Specification Information	Application Notes	Critical Dimensions
27" High Calibre Front Cabinets	P1= painted finishes	Multiple freestanding files or cabinets (not attached to walls or worksurfaces) should be ganged for security. Single freestanding files (two and three-high) should be weighted with a counterweight (see Accessories page 64).	Actual Outside Case Height 26 ^{27/32"} Actual Inside Case Height 24"
Example: C2C2730C-115	P2= painted finishes		
C Calibre	P3= painted finishes	For Equity base height option, replace the "C" prefix with an "E". Add a \$25 upcharge for the Equity base height option. Actual base case height with the Equity base is 27 ^{13/32"}	Calibre cabinets are 18" deep.
2 Generation	Customer's own non-metallic paint finishes available at P1 pricing. This excludes metallic paints and white paints. (see color policy page 14).		
C Cabinet			
27 27" High Case		Shelves adjustable on 2 1/2" increments.	
30 30" Wide Case		Cabinet shelves are black. To match shelves to case color, add "P" suffix to pattern number and \$50 to list price.	
C Locking with Doors		One shelf area of each unit is intended for storage of item 10" or less in height. Height of unit matches that of corresponding file unit.	
115 Medium Grey (P1 paint pricing)		See KnollKey lock program on page 171 for keying information.	

Calibre Front Cabinets

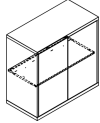
34.5" High Calibre Front Cabinets

Calibre

description	w	h	lock	pattern no.	P1	P2	P3
34.5" high cabinet with, 1 adjustable shelf, no doors	30"	34.5"		C2C3430	\$589.	\$648.	\$681.
	36"	34.5"		C2C3436	600.	659.	692.



34.5" high cabinet with, 1 adjustable shelf, with doors	30"	34.5"		C2C3430E	704.	774.	813.
	30"	34.5"	Y	C2C3430C	753.	829.	870.
	36"	34.5"		C2C3436E	710.	782.	820.
	36"	34.5"	Y	C2C3436C	764.	840.	882.



Order Code	Specification Information	Application Notes	Critical Dimensions
34.5" High Calibre Front Cabinets	P1= painted finishes	Multiple freestanding files or cabinets (not attached to walls or worksurfaces) should be ganged for security. Single freestanding files (two and three-high) should be weighted with a counterweight (see Accessories page 64).	Actual Outside Case Height 34 ¹¹ / ₃₂ " Actual Inside Case Height 31 ¹ / ₂ "
Example: C2C3430C-115	P2= painted finishes		
C Calibre	P3= painted finishes	Shelves adjustable on 2 ¹ / ₂ " increments.	Calibre cabinets are 18" deep.
2 Generation	Customer's own non-metallic paint finishes available at P1 pricing. This excludes metallic paints and white paints. (see color policy page 14).		
C Cabinet		Cabinet shelves are black. To match shelves to case color, add "P" suffix to pattern number and \$50 to list price.	
34 34.5" High Case			
30 30" Wide Case		One shelf area of each unit is intended for storage of item 10" or less in height. Height of unit matches that of corresponding file unit.	
C Locking with Doors			
115 Medium Grey (P1 paint pricing)		See KnollKey lock program on page 171 for keying information.	

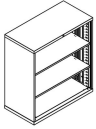
Calibre Front Cabinets

39" High Calibre Front Cabinets

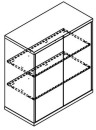
Calibre

Calibre File Collection

description	w	h	lock	pattern no.	P1	P2	P3
39" high cabinet with, 2 adjustable shelves, no doors	30"	39"		C2C3930	\$628.	\$691.	\$725.
	36"	39"		C2C3936	644.	710.	746.



39" high cabinet with, 2 adjustable shelves, with doors	30"	39"		C2C3930E	711.	783.	822.
	30"	39"	Y	C2C3930C	760.	837.	880.
	36"	39"		C2C3936E	728.	803.	842.
	36"	39"	Y	C2C3936C	782.	861.	904.



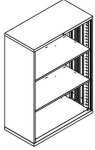
Order Code	Specification Information	Application Notes	Critical Dimensions
39" High Calibre Front Cabinets	P1= painted finishes	Multiple freestanding files or cabinets (not attached to walls or worksurfaces) should be ganged for security. Single freestanding files (two and three-high) should be weighted with a counterweight (see Accessories page 64).	Actual Outside Case Height 38 ^{27/32"} Actual Inside Case Height 36"
Example: C2C3930C-115	P2= painted finishes		
C Calibre	P3= painted finishes	For Equity base height option, replace the "C" prefix with an "E". Add a \$25 upcharge for the Equity base height option. Actual base case height with the Equity base is 39 ^{13/32"}	Calibre cabinets are 18" deep.
2 Generation	Customer's own non-metallic paint finishes available at P1 pricing. This excludes metallic paints and white paints. (see color policy page 14).		
C Cabinet			
39 39" High Case			
30 30" Wide Case		Shelves adjustable on 2 1/2" increments.	
C Locking with Doors		Cabinet shelves are black. To match shelves to case color, add "P" suffix to pattern number and \$50 to list price.	
115 Medium Grey (P1 paint pricing)		One shelf area of each unit is intended for storage of item 10" or less in height. Height of unit matches that of corresponding file unit.	
		See KnollKey lock program on page 171 for keying information.	

Calibre Front Cabinets

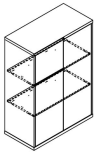
51" High Calibre Front Cabinets

Calibre

description	w	h	lock	pattern no.	P1	P2	P3
51" high cabinet with, 2 adjustable shelves, no doors	30"	51"		C2C5130	\$698.	\$769.	\$807.
	36"	51"		C2C5136	727.	801.	840.



51" high cabinet with, 2 adjustable shelves, with doors	30"	51"		C2C5130E	791.	869.	913.
	30"	51"	Y	C2C5130C	838.	923.	970.
	36"	51"		C2C5136E	823.	906.	951.
	36"	51"	Y	C2C5136C	873.	960.	1,006.



Order Code	
51" High Calibre Front Cabinets	
Example: C2C5130C-115	
C	Calibre
2	Generation
C	Cabinet
51	51" High Case
30	30" Wide Case
C	Locking with Doors
115	Medium Grey (P1 paint pricing)

Specification Information
P1= painted finishes
P2= painted finishes
P3= painted finishes
Customer's own non-metallic paint finishes available at P1 pricing. This excludes metallic paints and white paints. (see color policy page 14).

Application Notes
Multiple freestanding files or cabinets (not attached to walls or worksurfaces) should be ganged for security. Single freestanding files (two and three-high) should be weighted with a counterweight (see Accessories page 64).
For Equity base height option, replace the "C" prefix with an "E". Add a \$25 upcharge for the Equity base height option. Actual base case height with the Equity base is 51 ^{13/32"}
Shelves adjustable on 2 ^{1/2"} increments.
Cabinet shelves are black. To match shelves to case color, add "P" suffix to pattern number and \$50 to list price.
One shelf area of each unit is intended for storage of item 10" or less in height. Height of unit matches that of corresponding file unit.
See KnollKey lock program on page 171 for keying information.

Critical Dimensions
Actual Outside Case Height 50 ^{27/32"}
Actual Inside Case Height 48"
Calibre cabinets are 18" deep.

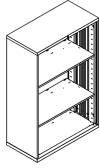
Calibre Front Cabinets

55.5" High Calibre Front Cabinets

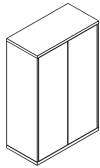
Calibre

Calibre File Collection

description	w	h	pattern no.	P1	P2	P3
55.5" high cabinet with 2 adjustable shelves, no doors	30"	55.5"	C2C5530	\$733.	\$806.	\$847.
	36"	55.5"	C2C5536	792.	871.	915.



55.5" high cabinet with, 2 adjustable shelves with doors	30"	55.5"	C2C5530C	908.	999.	1,049.
	30"	55.5"	C2C5530E	859.	946.	993.
	36"	55.5"	C2C5536C	968.	1,065.	1,118.
	36"	55.5"	C2C5536E	915.	1,006.	1,056.



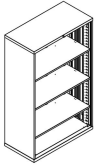
Order Code	Specification Information	Application Notes	Critical Dimensions
55.5" High Calibre Front Cabinets	P1= painted finishes	Multiple freestanding files or cabinets (not attached to walls or worksurfaces) should be ganged for security. Single freestanding files (two and three-high) should be weighted with a counterweight (see Accessories page 64).	Actual Outside Case Height 55 1/32" Actual Inside Case Height 52 1/2"
Example: C2C5530C-115	P2= painted finishes		
C Calibre	P3= painted finishes	Shelves adjustable on 2 1/2" increments.	Calibre cabinets are 18" deep.
2 Generation	Customer's own non-metallic paint finishes available at P1 pricing. This excludes metallic paints and white paints. (see color policy page 14).		
C Cabinet		Cabinet shelves are black. To match shelves to case color, add "P" suffix to pattern number and \$50 to list price.	
55 55.5" High Case			
30 30" Wide Case		One shelf area of each unit is intended for storage of item 10" or less in height. Height of unit matches that of corresponding file unit.	
C Locking with Doors			
115 Medium Grey (P1 paint pricing)		See KnollKey lock program on page 171 for keying information.	

Calibre Front Cabinets

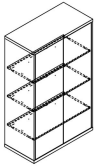
63" High Calibre Front Cabinets

Calibre

description	w	h	lock	pattern no.	P1	P2	P3
63" high cabinet with, 3 adjustable shelves, no doors	30"	63"		C2C6330	\$754.	\$831.	\$873.
	36"	63"		C2C6336	814.	896.	940.



63" high cabinet with, 3 adjustable shelves, with doors	30"	63"		C2C6330E	859.	946.	994.
	30"	63"	Y	C2C6330C	908.	999.	1,049.
	36"	63"		C2C6336E	919.	1,010.	1,061.
	36"	63"	Y	C2C6336C →	968.	1,065.	1,118.



Order Code	Specification Information
63" High Calibre Front Cabinets	
Example: C2C6330C-115	
C Calibre	P1= painted finishes
2 Generation	P2= painted finishes
C Cabinet	P3= painted finishes
63 63" High Case	Customer's own non-metallic paint finishes available at P1 pricing.
30 30" Wide Case	This excludes metallic paints and white paints. (see color policy page 14).
C Locking with Doors	
115 Medium Grey (P1 paint pricing)	

Specification Information
P1= painted finishes
P2= painted finishes
P3= painted finishes
Customer's own non-metallic paint finishes available at P1 pricing.
This excludes metallic paints and white paints. (see color policy page 14).

Application Notes
Multiple freestanding files or cabinets (not attached to walls or worksurfaces) should be ganged for security. Single freestanding files (two and three-high) should be weighted with a counterweight (see Accessories page 64).
For Equity base height option, replace the "C" prefix with an "E". Add a \$25 upcharge for the Equity base height option. Actual base case height with the Equity base is 63 ^{13/32} "
Shelves adjustable on 2 1/2" increments.
Cabinet shelves are black. To match shelves to case color, add "P" suffix to pattern number and \$50 to list price.
One shelf area of each unit is intended for storage of item 10" or less in height. Height of unit matches that of corresponding file unit.
See KnollKey lock program on page 171 for keying information.

Critical Dimensions
Actual Outside Case Height 62 ^{27/32} "
Actual Inside Case Height 60"
Calibre cabinets are 18" deep.

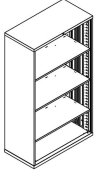
Calibre Front Cabinets

64.5" High Calibre Front Cabinets

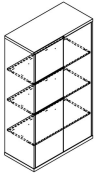
Calibre

Calibre File Collection

description	w	h	lock	pattern no.	P1	P2	P3
64.5" high cabinet with, 3 adjustable shelves, no doors	30"	64.5"		C2C6430	\$790.	\$865.	\$907.
	36"	64.5"		C2C6436	850.	931.	976.




64.5" high cabinet with, 3 adjustable shelves, with doors	30"	64.5"		C2C6430E	894.	980.	1,023.
	30"	64.5"	Y	C2C6430C	944.	1,033.	1,084.
	36"	64.5"		C2C6436E	953.	1,046.	1,096.
	36"	64.5"	Y	C2C6436C	1,002.	1,100.	1,154.




Order Code	Specification Information	Application Notes	Critical Dimensions
64.5" High Calibre Front Cabinets	P1= painted finishes	Multiple freestanding files or cabinets (not attached to walls or worksurfaces) should be ganged for security. Single freestanding files (two and three-high) should be weighted with a counterweight (see Accessories page 64).	Actual Outside Case Height 64 11/32" Actual Inside Case Height 61 1/2"
Example: C2C6430C-115	P2= painted finishes		
C Calibre	P3= painted finishes	Shelves adjustable on 2 1/2" increments.	Calibre cabinets are 18" deep.
2 Generation	Customer's own non-metallic paint finishes available at P1 pricing. This excludes metallic paints and white paints. (see color policy page 14).		
C Cabinet		Cabinet shelves are black. To match shelves to case color, add "P" suffix to pattern number and \$50 to list price.	
64 64" High Case			One shelf area of each unit is intended for storage of item 10" or less in height. Height of unit matches that of corresponding file unit.
30 30" Wide Case		See KnollKey lock program on page 171 for keying information.	
C Locking with Doors			
115 Medium Grey (P1 paint pricing)			

Lateral File Worksurface Tops
Calibre Front Lateral File Worksurface Tops
Equity / Dividends Style

Calibre

description	d	w	h	pattern no.	list price	woodgrain edge	metal edge
Equity / Dividends Style Rectangular	18"	30"	1 1/4"	CE3018	\$131.	\$145.	\$157.
18"d Laminate File Tops for Calibre Front Files	18"	36"	1 1/4"	CE3618	148.	162.	177.
	18"	42"	1 1/4"	CE4218	158.	174.	189.
	18"	60"	1 1/4"	CE6018	204.	225.	244.
	18"	72"	1 1/4"	CE7218	233.	256.	280.
	18"	84"	1 1/4"	CE8418	260.	286.	312.
	18"	90"	1 1/4"	CE9018	267.	294.	320.
	18"	108"	1 1/4"	CE10818	336.	370.	403.

Equity / Dividends Style Rectangular	36"	30"	1 1/4"	CE3036	154.	169.	185.
36"d Laminate File Tops for Calibre Front Files	36"	36"	1 1/4"	CE3636	182.	200.	218.
	36"	42"	1 1/4"	CE4236	194.	213.	233.
	36"	60"	1 1/4"	CE6036	309.	340.	370.
	36"	72"	1 1/4"	CE7236	348.	384.	418.
	36"	84"	1 1/4"	CE8436	388.	427.	466.
	36"	90"	1 1/4"	CE9036	403.	443.	484.
	36"	108"	1 1/4"	CE10836	501.	551.	601.

Order Code	Specification Information	Application Notes	Critical Dimensions	
30X18 Equity/Dividends Style File Tops (Calibre Files)	CE prefixed lateral file tops are designed to be attached to standard 18" deep (nominal) Calibre lateral files and cabinets. Please note that Calibre bookcases are 15" deep nominal and will not accept a Calibre lateral file laminate tops.	Designed for use with standard 18" deep nominal Calibre lateral files and cabinets only.	Nominal Dimension	Actual Dimension
Example: CE3018			30x18	30.125 x 18.375
CE Equity/Dividend Edge	Calibre desking surfaces are not designed to serve as lateral file worksurface tops.	Actual dimensions are listed in inches	30x36	30.125 x 36.500
30 30" Wide			36x18	36.125 x 18.375
18 18" Deep			36x36	36.125 x 36.500
			42x18	42.125 x 18.375
			42x36	42.125 x 36.500
			60x18	60.125 x 18.375
			60x36	60.125 x 36.500
			72x18	72.125 x 18.375
			72x36	72.125 x 36.500
			84x18	84.125 x 18.375
			84x36	84.125 x 36.500
			90x18	90.125 x 18.375
			90x36	90.125 x 36.500
			108x18	108.125 x 18.375
	108x36	108.125 x 36.500		

Lateral File Worksurface Tops

Calibre Front Lateral File Worksurface Tops

Morrison / Calibre Style

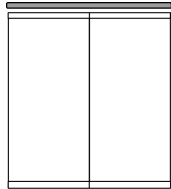
Calibre

Calibre File Collection

description	d	w	h	pattern no.	list price
Morrison / Calibre Style Rectangular 18" d Laminate File Tops for Calibre Front Files	18"	30"	1 1/4"	CM3018	\$131.
	18"	36"	1 1/4"	CM3618	148.
	18"	42"	1 1/4"	CM4218	158.
	18"	60"	1 1/4"	CM6018	204.
	18"	72"	1 1/4"	CM7218	233.
	18"	84"	1 1/4"	CM8418	260.
	18"	90"	1 1/4"	CM9018	267.
	18"	108"	1 1/4"	CM10818	336.



Morrison / Calibre Style Rectangular 36" d Laminate File Tops for Calibre Front Files	36"	30"	1 1/4"	CM3036	154.
	36"	30"	1 1/4"	CM3636	182.
	36"	42"	1 1/4"	CM4236	194.
	36"	60"	1 1/4"	CM6036	309.
	36"	72"	1 1/4"	CM7236	348.
	36"	84"	1 1/4"	CM8436	388.
	36"	90"	1 1/4"	CM9036	403.
	36"	108"	1 1/4"	CM10836	501.



Order Code	Specification Information	Application Notes	Critical Dimensions	
30X18 Morrison/Calibre Style File Tops (Calibre Files)	CM prefixed lateral file tops are designed to be attached to standard 18" deep (nominal) Calibre lateral files and cabinets. Please note that Calibre bookcases are 15" deep nominal and will not accept a Calibre lateral file laminate tops.	Designed for use with standard 18" deep nominal Calibre lateral files and cabinets only. Actual dimensions are listed in inches	Nominal Dimension	Actual Dimension
Example: CME3018			30X18	30.125 X 18.375
CM Morrison/Calibre Edge	Calibre desking surfaces are not designed to serve as lateral file worksurface tops.		30X36	30.125 X 36.500
30 30" Wide			36X18	36.125 X 18.375
18 18" Deep			36X36	36.125 X 36.500
			42X18	42.125 X 18.375
			42X36	42.125 X 36.500
			60X18	60.125 X 18.375
			60X36	60.125 X 36.500
			72X18	72.125 X 18.375
			72X36	72.125 X 36.500
			84X18	84.125 X 18.375
			84X36	84.125 X 36.500
			90X18	90.125 X 18.375
			90X36	90.125 X 36.500
	108X18	108.125 X 18.375		
	108X36	108.125 X 36.500		


Lateral File Worksurface Tops
Calibre Front Lateral File Worksurface Tops
AutoStrada Style

Calibre

description	d	w	h	pattern no.	list price
Autostrada Style Rectangular 18"d Laminate File Tops for Calibre Front Files	18"	30"	1 1/4"	CA3018	\$188.
	18"	36"	1 1/4"	CA3618	209.
	18"	42"	1 1/4"	CA4218	222.
	18"	60"	1 1/4"	CA6018	399.
	18"	72"	1 1/4"	CA7218	477.
	18"	84"	1 1/4"	CA8418	520.
	18"	90"	1 1/4"	CA9018	509.
	18"	108"	1 1/4"	CA10818	656.



Autostrada Style Rectangular 36"d Laminate File Tops for Calibre Front Files	36"	30"	1 1/4"	CA3036	342.
	36"	36"	1 1/4"	CA3636	377.
	36"	42"	1 1/4"	CA4236	406.
	36"	60"	1 1/4"	CA6036	560.
	36"	72"	1 1/4"	CA7236	620.
	36"	84"	1 1/4"	CA8436	668.
	36"	90"	1 1/4"	CA9036	677.
	36"	108"	1 1/4"	CA10836	862.



Order Code	Specification Information	Application Notes	Critical Dimensions	
30X18 AutoStrada Style File Tops (Calibre Files)	CA prefixed lateral file tops are designed to be attached to standard 18" deep (nominal) Calibre lateral files and cabinets. Please note that Calibre bookcases are 15" deep nominal and will not accept a Calibre lateral file laminate tops.	Designed for use with standard 18" deep nominal Calibre lateral files and cabinets only. Actual dimensions are listed in inches	Nominal	Actual Dimension
Example: CA3018			Dimension	
CA AutoStrada Edge			30x18	30.125 x 18.375
30 30" Wide			30x36	30.125 x 36.500
18 18" Deep			36x18	36.125 x 18.375
			36x36	36.125 x 36.500
			42x18	42.125 x 18.375
			42x36	42.125 x 36.500
			60x18	60.125 x 18.375
			60x36	60.125 x 36.500
			72x18	72.125 x 18.375
			72x36	72.125 x 36.500
			84x18	84.125 x 18.375
			84x36	84.125 x 36.500
			90x18	90.125 x 18.375
			90x36	90.125 x 36.500
			108x18	108.125 x 18.375
			108x36	108.125 x 36.500

Calibre desking surfaces are not designed to serve as lateral file worksurface tops.


Lateral File Worksurface Tops

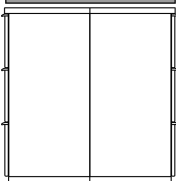
S2 and Morrison Front Calibre Lateral File Worksurface Tops

Equity / Dividends Style

Calibre

Calibre File Collection

description	d	w	h	pattern no.	list price	woodgrain edge	metal edge
Equity / Dividends Style Rectangular	18"	30"	1 1/4"	SD3018	\$131.	\$145.	\$157.
18"d Laminate File Tops for Morrison / S2 Front	18"	36"	1 1/4"	SD3618	148.	162.	177.
Calibre Files	18"	42"	1 1/4"	SD4218	158.	174.	189.
	18"	60"	1 1/4"	SD6018	204.	225.	244.
	18"	72"	1 1/4"	SD7218	233.	256.	280.
	18"	72"	1 1/4"	SD8418	260.	286.	312.
	18"	90"	1 1/4"	SD9018	267.	294.	320.
	18"	108"	1 1/4"	SD10818	336.	370.	403.

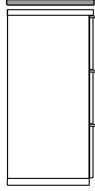
Equity / Dividends Style Rectangular	36"	30"	1 1/4"	SD3036	154.	169.	185.
36"d Laminate File Tops for Morrison / S2 Front	36"	36"	1 1/4"	SD3636	182.	200.	218.
Calibre Files	36"	42"	1 1/4"	SD4236	194.	213.	233.
	36"	60"	1 1/4"	SD6036	309.	340.	370.
	36"	72"	1 1/4"	SD7236	348.	384.	418.
	36"	84"	1 1/4"	SD8436	388.	427.	466.
	36"	90"	1 1/4"	SD9036	403.	443.	484.
	36"	108"	1 1/4"	SD10836	501.	551.	601.

Order Code	Specification Information	Application Notes	Critical Dimensions	
30X18 Equity/Dividends Style File Tops (S2 and Morrison Front Files)	SD prefixed lateral file tops are designed to be attached to 18 7/8" deep (nominal) Calibre lateral files and cabinets with Morrison or S2 overlay fronts. Please note that Calibre bookcases are 15" deep nominal and will not accept a Calibre lateral file laminate tops.	Designed for use with 18 7/8" deep nominal Calibre lateral files and cabinets with Morrison and S2 overlay fronts.	Nominal Dimension	Actual Dimension
Example: SD3018			30x18	30.00 x 18.875
SD Equity/Dividend Edge	Calibre desking surfaces are not designed to serve as lateral file worksurface tops.	Actual dimensions are listed in inches	30x36	30.00 x 37.750
30 30" Wide			36x18	36.00 x 18.875
18 18 7/8" Deep			36x36	36.00 x 37.750
			42x18	42.00 x 18.875
			42x36	42.00 x 37.750
			60x18	60.00 x 18.875
			60x36	60.00 x 37.750
			72x18	72.00 x 18.875
			72x36	72.00 x 37.750
			84x18	84.00 x 18.875
			84x36	84.00 x 37.750
			90x18	90.00 x 18.875
			90x36	90.00 x 37.750
	108x18	108.00 x 18.875		
	108x36	108.00 x 37.750		

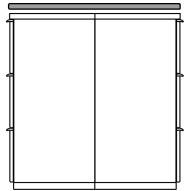
Lateral File Worksurface Tops
S2 and Morrison Front Calibre Lateral File Worksurface Tops
Morrison / Calibre Style

Calibre

description	d	w	h	pattern no.	list price
Morrison / Calibre Style Rectangular	18"	30"	1 1/4"	SC3018	\$131.
18"d Laminate File Tops for Morrison / S2 Front	18"	36"	1 1/4"	SC3618	148.
Calibre Files	18"	42"	1 1/4"	SC4218	158.
	18"	60"	1 1/4"	SC6018	204.
	18"	72"	1 1/4"	SC7218	233.
	18"	84"	1 1/4"	SC8418	260.
	18"	90"	1 1/4"	SC9018	267.
	18"	108"	1 1/4"	SC10818	336.



Morrison / Calibre Style Rectangular	36"	30"	1 1/4"	SC3036	154.
36"d Laminate File Tops for Morrison / S2 Front	36"	36"	1 1/4"	SC3636	182.
Calibre Files	36"	42"	1 1/4"	SC4236	194.
	36"	60"	1 1/4"	SC6036	309.
	36"	72"	1 1/4"	SC7236	348.
	36"	84"	1 1/4"	SC8436	388.
	36"	90"	1 1/4"	SC9036	403.
	36"	108"	1 1/4"	SC10836	501.



Order Code	Specification Information	Application Notes	Critical Dimensions	
30X18 Morrison/Calibre Style File Tops (S2 and Morrison Front Files)	SC prefixed lateral file tops are designed to be attached to 18 7/8" deep (nominal) Calibre lateral files and cabinets with Morrison or S2 overlay fronts. Please note that Calibre bookcases are 15" deep nominal and will not accept a Calibre lateral file laminate tops.	Designed for use with 18 7/8" deep nominal Calibre lateral files and cabinets with Morrison and S2 overlay fronts. Actual dimensions are listed in inches	Nominal	Actual Dimension
Example: SC3018			Dimension	
SC Morrison/Calibre Edge	Calibre desking surfaces are not designed to serve as lateral file worksurface tops.		30x18	30.00 x 18.875
30 30" Wide			30x36	30.00 x 37.750
18 18 7/8" Deep			36x18	36.00 x 18.875
			36x36	36.00 x 37.750
			42x18	42.00 x 18.875
			42x36	42.00 x 37.750
			60x18	60.00 x 18.875
			60x36	60.00 x 37.750
			72x18	72.00 x 18.875
			72x36	72.00 x 37.750
			84x18	84.00 x 18.875
			84x36	84.00 x 37.750
			90x18	90.00 x 18.875
	90x36	90.00 x 37.750		
	108x18	108.00 x 18.875		
	108x36	108.00 x 37.750		

Lateral File Worksurface Tops

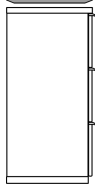
S2 and Morrison Front Calibre Lateral File Worksurface Tops

AutoStrada Style

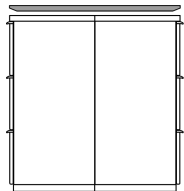
Calibre

Calibre File Collection

description	d	w	h	pattern no.	list price
Autostrada Style Rectangular 18" d Laminate File Tops for Morrison / S2 Front Calibre Files	18"	30"	1 1/4"	SA3018	\$188.
	18"	36"	1 1/4"	SA3618	209.
	18"	42"	1 1/4"	SA4218	222.
	18"	60"	1 1/4"	SA6018	399.
	18"	72"	1 1/4"	SA7218	477.
	18"	84"	1 1/4"	SA8418	520.
	18"	90"	1 1/4"	SA9018	509.
	18"	108"	1 1/4"	SA10818	656.



Autostrada Style Rectangular 36" d Laminate File Tops for Morrison / S2 Front Calibre Files	36"	30"	1 1/4"	SA3036	342.
	36"	36"	1 1/4"	SA3636	377.
	36"	42"	1 1/4"	SA4236	406.
	36"	60"	1 1/4"	SA6036	560.
	36"	72"	1 1/4"	SA7236	620.
	36"	84"	1 1/4"	SA8436	668.
	36"	90"	1 1/4"	SA9036	677.
	36"	108"	1 1/4"	SA10836	862.



Order Code	Specification Information	Application Notes	Critical Dimensions	
30X18 AutoStrada Style File Tops (S2 and Morrison Front Files)	SA prefixed lateral file tops are designed to be attached to 18 7/8" deep (nominal) Calibre lateral files and cabinets with Morrison or S2 overlay fronts. Please note that Calibre bookcases are 15" deep nominal and will not accept a Calibre lateral file laminate tops. Calibre desking surfaces are not designed to serve as lateral file worksurface tops.	Designed for use with 18 7/8" deep nominal Calibre lateral files and cabinets with Morrison and S2 overlay fronts. Actual dimensions are listed in inches	Nominal Dimension	Actual Dimension
Example: SA3018			30x18	30.00 x 18.875
SA AutoStrada Edge			30x36	30.00 x 37.750
30 30" Wide			36x18	36.00 x 18.875
18 18 7/8" Deep			36x36	36.00 x 37.750
			42x18	42.00 x 18.875
			42x36	42.00 x 37.750
			60x18	60.00 x 18.875
			60x36	60.00 x 37.750
			72x18	72.00 x 18.875
			72x36	72.00 x 37.750
			84x18	84.00 x 18.875
			84x36	84.00 x 37.750
			90x18	90.00 x 18.875
	90x36	90.00 x 37.750		
	108x18	108.00 x 18.875		
	108x36	108.00 x 37.750		

description	w	d	pattern no.	P1	P2	P3
13.5" Add-on (Non-locking) Actual Height 14 ⁷ / ₈ "	30"	18"	C2S1330E	\$397.	\$436.	\$457.
	36"	18"	C2S1336E	403.	443.	465.
	42"	18"	C2S1342E	410.	451.	474.



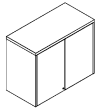
shown with lock option

15" Add-on (Non-locking) Actual Height 16 ³ / ₈ "	30"	18"	C2S1530E	431.	474.	497.
	36"	18"	C2S1536E	436.	480.	504.
	42"	18"	C2S1542E	445.	489.	513.



shown with lock option

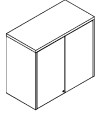
27" Add-on (Non-locking) Actual Height 28 ³ / ₈ "	30"	18"	C2S2730E	532.	585.	614.
	36"	18"	C2S2736E	565.	622.	653.
	42"	18"	C2S2742E	591.	650.	682.



shown with lock option

Order Code	Specification Information	Application Notes
13.5" Add-on Unit	P1= painted finishes	Units may be specified with locks only as a "Built to Spec" option. To add a lock substitute the suffix "E" with a "C" and add \$36 to the list.
Example: C2S1330E-115	P2= painted finishes	Units cannot be stacked in multiples.
C Calibre	P3= painted finishes	Units come with double cupboard doors and one shelf for 27" and 30" units. Add-on units are 18" deep.
2 Generation	Customer's own non-metallic paint finishes available at P1 pricing. This excludes metallic paints and white paints. (see color policy page 14).	Add-on units cannot be used in conjunction with Morrison or Calibre Lateral Files with S2 Fronts.
S Add-on unit	Add-on module shelves are black. To match shelves to case color, add "P" suffix to the pattern number and \$50 to list price.	Actual heights of add-on's, 14⁷/₈", 16³/₈", 28³/₈" and 31¹/₈".
13 13" High		
30 30" Wide		
E Knoll Lock		
115 Medium Grey (P1 paint pricing)		

description	w	d	pattern no.	P1	P2	P3
30" Add-on (Non-locking) Actual Height 31 ³ / ₈ "	30"	18"	C2S3030E	\$565.	\$622.	\$653.
	36"	18"	C2S3036E	599.	658.	692.
	42"	18"	C2S3042E	625.	687.	722.



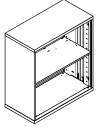
shown with lock option

Order Code	Specification Information	Application Notes
13.5" Add-on Unit	P1= painted finishes	Units may be specified with locks only as a "Built to Spec" option. To add a lock substitute the suffix "E" with a "C" and add \$36 to the list.
Example: C2S1330E-115	P2= painted finishes	Units cannot be stacked in multiples.
C Calibre	P3= painted finishes	Units come with double cupboard doors and one shelf for 27" and 30" units. Add-on units are 18" deep.
2 Generation	Customer's own non-metallic paint finishes available at P1 pricing. This excludes metallic paints and white paints. (see color policy page 14).	Add-on units cannot be used in conjunction with Morrison or Calibre Lateral Files with S2 Fronts.
S Add-on unit	Add-on module shelves are black. To match shelves to case color, add "P" suffix to the pattern number and \$50 to list price.	Actual heights of add-on's, 14⁷/₈", 16¹/₈", 28³/₈" and 31³/₈".
13 13" High		
30 30" Wide		
E Knoll Lock		
115 Medium Grey (P1 paint pricing)		

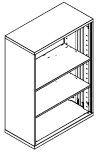
Calibre bookcases
Calibre Bookcases

Calibre

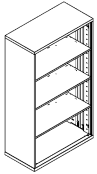
description	w	h	pattern no.	P1	P2	P3
39" high bookcase	30"	39"	C2B3930	\$628.	\$691.	\$725.
	36"	39"	C2B3936	644.	710.	746.



51" high bookcase	30"	51"	C2B5130	698.	768.	806.
	36"	51"	C2B5136	727.	801.	840.



63" high bookcase	30"	63"	C2B6330	754.	831.	873.
	36"	63"	C2B6336	814.	896.	940.



Order Code	Specification Information	Application Notes
Example: C2B3930-115		
C Calibre	P1= painted finishes	For Equity base height option, replace the "C" prefix with an "E". Add a \$25 upcharge for the Equity base height option.
2 Generation	P2= painted finishes	
B Bookcase	P3= painted finishes	
39 39" High Case	Customer's own non-metallic paint finishes available at P1 pricing. This excludes metallic paints and white paints. (see color policy page 14).	Shelves are painted the case color and are adjustable on 1" increments. On all units, one shelf area is intended for storage of items 10" or less in height.
30 30" Wide Case		
115 Medium Grey (P1 paint pricing)		

Three high bookcases provide two rows of binder storage and one smaller opening.

Calibre bookcases are 15" deep.

Four high bookcases provide three rows of binder storage and one smaller opening.

Five high bookcases provide four rows of binder storage and one smaller opening.

Planning Built-to-Spec Files

Calibre built-to-spec files allow thousands of drawer, shelf and door configurations using a variety of 1.5", 3", 6", 7.5", 10.5", 12", 13.5" and 15" high components.

When compiling a product number for built-to-spec files, specify individual components from the top of the case to the bottom. A letter designation has been assigned to each component.

Use the sample worksheet at right or the worksheet from the price list.

The total height of components must equal the interior height of the file case. Example: A 51" high case must contain components that equal 48" exactly.

When specing files:

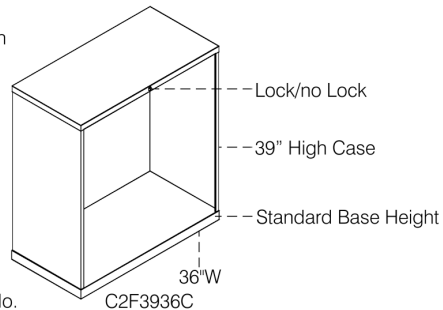
- No more than four 3" drawers can be used in a single case
- Posting shelves must be specified at a height of between 27" to 39"
- The largest drawers are best positioned near the base of the file
- Hybrid doors can only be specified at the top of the case

All drawers and shelves have a 150 lb. load limit.

Built-to-Spec Worksheet

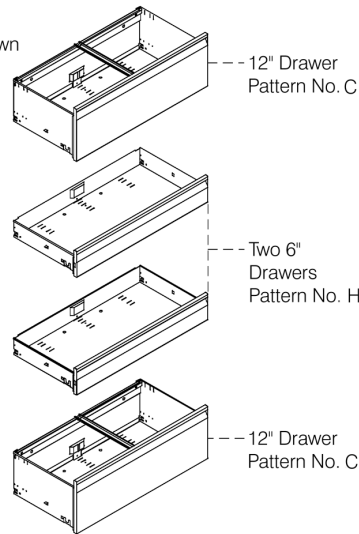
To specify Calibre built-to-spec files complete these easy steps:

Step 1 Determine case height, width base height and lock style



Step 2 Assign appropriate Pattern No. C2F3936C

Step 3 Determine interior case components from the top down



Step 4 Add interior component pattern numbers to case pattern number (from top component down) C2F3936C

Step 5 Determine finish code and paint grade 115 PI

Step 6 Assign prices to the case and interior components

C2F3936C	425.
C	158.
H	168.
H	168.
C	158.

Step 7 Add together to determine price Total 1077.

Step 8 Complete Pattern Number with Finish Code C2F3936CCHHC-115

Date _____

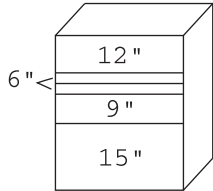
Customer Name _____

Project Name _____

Dealer _____

Customer's Purchase Order No. _____

1. For ease of use, make a photocopy of this worksheet.
2. Make a small sketch of the file product you have in mind in the sketch area provided.
3. Find the appropriate case description from the following pages. (Your selection will be based on height, width, base, and lock option.)
On your worksheet, record the case description, the four-digit code number, and the price.
4. Next, write in the components you'll use to fill your case. The component listing follows the case listing. Start at the top of your case and list each component, its code number, and price. (Be sure your total component height does not exceed the height of the file.)
5. Now transfer and total your figures to fill in the bottom row.
 - Build your pattern number from the column of code numbers, keeping code numbers in consecutive order.
 - Add the prices of the case and components for your total price.
 - To help in your planning and ordering, enter the finish code (from the Calibre Finish card) and the total number of units you'll need.
6. Follow steps 3-6 for each custom file you wish to order.

(sketch here)	Description	Order No.	Price
	Case 51"h x 42"w	C2F5142C	
	Components		
	12" rollout shelf	Z	
	Two 6" rollout dwrs.	H	
	9" rollout drawer	F	
	15" rollout drawer	A	
	Pattern No.	Total Price	Finish Code
	C2F5142CZHHFA		No. of Units

(sketch here)	Description	Order No.	Price
	Case		
	Components		
	Pattern No.	Total Price	Finish Code
			No. of Units

Calibre Front Lateral Files- Built-to-Spec

Calibre Built-to-Spec Interior Components

Calibre

Calibre File Collection

description	width	pattern no.	P1	P2	P3
15" Rollout drawer with rails	30"	A	\$269.	\$296.	\$312.
	36"	A	296.	325.	343.
	42"	A	308.	339.	356.
13.5" Rollout drawer with rails	30"	B	252.	276.	292.
	36"	B	280.	311.	325.
	42"	B	305.	335.	353.
12" Rollout drawer with rails	30"	C	157.	173.	182.
	36"	C	179.	197.	206.
	42"	C	187.	207.	217.
10.5" Rollout drawer with rails	30"	D	157.	173.	182.
	36"	D	179.	197.	206.
	42"	D	187.	207.	217.
9" Rollout drawer	30"	F	205.	225.	236.
	36"	F	224.	246.	259.
	42"	F	234.	258.	270.
7.5" Rollout drawer	30"	G	205.	225.	236.
	36"	G	224.	246.	259.
	42"	G	234.	258.	270.
6" Rollout drawer	30"	H	171.	187.	197.
	36"	H	189.	209.	219.
	42"	H	209.	231.	242.

Special Planning Notes for "Built to Spec" Files

1). Posting shelves nor tie-bars are not permitted directly below cupboard doors 2). Tie-bars and posting shelves are not permitted within the upmost top location or the bottom location of a lateral file case 3). Calibre files are painted with a monochromatic color scheme. If seeking case and drawer fronts to be a different color on the same case, this is considered a special 4). Receding doors with fixed and pullout shelves are not permitted directly below cupboard doors 5). Cases are limited to either one tie-bar or one posting shelf per case 6). Individual locking drawers are not available as a "Built to Spec" option 7). Only 63" and 64.5" "Built to Spec" Hybrid are permitted

Specification Information

P1= painted finishes
P2= painted finishes
P3= painted finishes
Customer's own non-metallic paint finishes available at P1 pricing. This excludes metallic paints and white paints. (see color policy page 14).

Application Notes

All 10.5", 12", 13.5" and 15" drawers accommodate side-to-side filing and front-to-back filing.
File bars can be used in 10.5", 12", 13.5" and 15" drawers having side-to-side rails.
No more than four 3" drawers can be specified in any one-file case.
Posting shelves are most affective when positioned from desk-to-counter height or 27" to 39" from the floor.
Posting shelves and tie bars cannot be placed within the top 1.5" of a file. Tie bars cannot be placed directly below a posting shelf.
Interior modules must equal the overall case height less 3".

Posting shelves are not available below desk height.
Largest drawers are best positioned near the base of the file.
All drawers and shelves have a 150-pound load limit.
Fixed shelves are not adjustable.
Dividers and other accessories must be ordered separately.
Label holders are not included with files. Please see Accessories page 64.

Calibre Front Lateral Files- Built-to-Spec

Calibre Built-to-Spec Interior Components

Calibre

description	width	pattern no.	P1	P2	P3
3" Rollout drawer	30"	I	\$156.	\$172.	\$180.
	36"	I	161.	178.	186.
	42"	I	166.	183.	193.
1.5" Reference/Posting Shelf	30"	J	198.	218.	228.
	36"	J	198.	218.	228.
	42"	J	198.	218.	228.
1.5" Filler/Tie Bar	30"	K	68.	75.	78.
	36"	K	68.	75.	78.
	42"	K	68.	75.	78.
15" Receding Door Fixed Shelf	30"	L	241.	265.	277.
	36"	L	248.	273.	288.
	42"	L	261.	287.	300.
13.5" Receding Door Fixed Shelf	30"	M	241.	265.	277.
	36"	M	248.	273.	384.
	42"	M	261.	287.	300.
12" Receding Door Fixed Shelf	30"	N	188.	208.	218.
	36"	N	209.	231.	242.
	42"	N	234.	258.	273.
15" Receding Door Pullout Shelf	30"	O	307.	338.	355.
	36"	O	333.	367.	385.
	42"	O	347.	382.	402.

Special Planning Notes for "Built to Spec" Files

1). Posting shelves nor tie-bars are not permitted directly below cupboard doors 2). Tie-bars and posting shelves are not permitted within the upmost top location or the bottom location of a lateral file case 3). Calibre files are painted with a monochromatic color scheme. If seeking case and drawer fronts to be a different color on the same case, this is considered a special 4). Receding doors with fixed and pullout shelves are not permitted directly below cupboard doors 5). Cases are limited to either one tie-bar or one posting shelf per case 6). Individual locking drawers are not available as a "Built to Spec" option 7). Only 63" and 64.5" "Built to Spec" Hybrid are permitted

Specification Information

P1= painted finishes
P2= painted finishes
P3= painted finishes
Customer's own non-metallic paint finishes available at P1 pricing. This excludes metallic paints and white paints. (see color policy page 14).

Application Notes

All 10.5", 12", 13.5" and 15" drawers accommodate side-to-side filing and front-to-back filing.
File bars can be used in 10.5", 12", 13.5" and 15" drawers having side-to-side rails.
No more than four 3" drawers can be specified in any one-file case.
Posting shelves are most affective when positioned from desk-to-counter height or 27" to 39" from the floor.
Posting shelves and tie bars cannot be placed within the top 1.5" of a file. Tie bars cannot be placed directly below a posting shelf.
Interior modules must equal the overall case height less 3".

Posting shelves are not available below desk height.
Largest drawers are best positioned near the base of the file.
All drawers and shelves have a 150-pound load limit.
Fixed shelves are not adjustable.
Dividers and other accessories must be ordered separately.
Label holders are not included with files. Please see Accessories page 64.

Calibre Front Lateral Files- Built-to-Spec

Calibre Built-to-Spec Interior Components

Calibre

Calibre File Collection

description	width	pattern no.	P1	P2	P3
13.5" Receding Door Pullout Shelf	30"	P	\$301.	\$332.	\$348.
	36"	P	328.	360.	379.
	42"	P	343.	377.	396.
12" Receding Door Pullout Shelf	30"	Z	235.	259.	271.
	36"	Z	245.	270.	285.
	42"	Z	271.	298.	314.
25.5" Hybrid unit doors with 2 shelves (one fixed, one adjustable)	30"	S	379.	416.	437.
	36"	S	450.	495.	520.
24" Hybrid unit doors with (2) shelf (one fixed and one adjustable)	30"	R	379.	416.	437.
	36"	R	450.	495.	520.
36" Hybrid unit doors with (two adjustable and one fixed)	30"	T	406.	447.	469.
	36"	T	477.	524.	550.
37.5" Hybrid unit doors with (two adjustable and one fixed)	30"	U	406.	447.	469.
	36"	U	477.	524.	550.

Special Planning Notes for "Built to Spec" Files

1). Posting shelves nor tie-bars are not permitted directly below cupboard doors 2). Tie-bars and posting shelves are not permitted within the upmost top location or the bottom location of a lateral file case 3). Calibre files are painted with a monochromatic color scheme. If seeking case and drawer fronts to be a different color on the same case, this is considered a special 4). Receding doors with fixed and pullout shelves are not permitted directly below cupboard doors 5). Cases are limited to either one tie-bar or one posting shelf per case 6). Individual locking drawers are not available as a "Built to Spec" option 7). Only 63" and 64.5" "Built to Spec" Hybrid are permitted

Specification Information

P1= painted finishes
P2= painted finishes
P3= painted finishes
Customer's own non-metallic paint finishes available at P1 pricing. This excludes metallic paints and white paints. (see color policy page 14).

Application Notes

All 10.5", 12", 13.5" and 15" drawers accommodate side-to-side filing and front-to-back filing.
File bars can be used in 10.5", 12", 13.5" and 15" drawers having side-to-side rails.
No more than four 3" drawers can be specified in any one-file case.
Posting shelves are most affective when positioned from desk-to-counter height or 27" to 39" from the floor.
Posting shelves and tie bars cannot be placed within the top 1.5" of a file. Tie bars cannot be placed directly below a posting shelf.
Interior modules must equal the overall case height less 3".

Posting shelves are not available below desk height.
Largest drawers are best positioned near the base of the file.
All drawers and shelves have a 150-pound load limit.
Fixed shelves are not adjustable.
Dividers and other accessories must be ordered separately.
Label holders are not included with files. Please see Accessories page 64.

Calibre Front Lateral Files- Built-to-Spec

Built-to-Spec Calibre Cases

Calibre

description	w	h	lock	pattern no.	P1	P2	P3
27" High Case with Lock	30"	27"	Y	C2F2730C	\$360.	\$397.	\$415.
	36"	27"	Y	C2F2736C	401.	439.	462.
	42"	27"	Y	C2F2742C	443.	487.	513.
34.5" High Case with Lock	30"	34.5"	Y	C2F3430C	435.	478.	502.
	36"	34.5"	Y	C2F3436C	473.	521.	546.
	42"	34.5"	Y	C2F3442C	531.	584.	613.
39" High Case with Lock	30"	39"	Y	C2F3930C	445.	489.	513.
	36"	39"	Y	C2F3936C	480.	529.	556.
	42"	39"	Y	C2F3942C	543.	597.	628.
45" High Case with Lock	30"	45"	Y	C2F4530C	492.	541.	567.
	36"	45"	Y	C2F4536C	542.	596.	626.
	42"	45"	Y	C2F4542C	578.	635.	668.
51" High Case with Lock	30"	51"	Y	C2F5130C	497.	546.	573.
	36"	51"	Y	C2F5136C	555.	610.	640.
	42"	51"	Y	C2F5142C	622.	683.	718.
54" High Case with Lock	30"	54"	Y	C2F5430C	514.	566.	594.
	36"	54"	Y	C2F5436C	565.	622.	653.
	42"	54"	Y	C2F5442C	629.	693.	727.
55.5" High Case with Lock	30"	55.5"	Y	C2F5530C	520.	571.	600.
	36"	55.5"	Y	C2F5536C	570.	628.	658.
	42"	55.5"	Y	C2F5542C	637.	700.	735.

Order Code	Specification Information	Application Notes
Example: C2F2730C-115	P1= painted finishes	<p>Multiple freestanding files or cabinets (not attached to walls or worksurfaces) should be ganged for security. Single freestanding files (two and three-high) should be weighted with a counterweight (see Accessories, page 64).</p> <p>Locks are keyed randomly, unless otherwise specified (see Keys page 171)</p> <p>Lock cores, keys, change keys are ordered separately (Refer to Calibre Accessories on page 64)</p> <p>Interior modules must equal the overall case height less 3".</p>
C Calibre	P2= painted finishes	
2 Generation	P3= painted finishes	
F File	Customers own non-metallic paint finishes available at P1 pricing.	
27 Height	This excludes metallic paints and white paints. (see color policy page 14)	
30 Width	For Equity base height option replace the "C" prefix with an "E" example E2F2730C-115. Add a \$25 upcharge for Equity base height option. Equity base option is available in 27", 39", 51" and 63" high cases only.	
C Knoll Lock	For cases without locks substitute the last "C" with an "E" and deduct \$36 from the list price. Example, C2F2730E-Y2.	
115 Medium Grey (P1 paint pricing)		

Calibre Front Lateral Files- Built-to-Spec



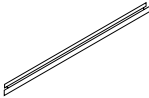



Built-to-Spec Calibre Cases

Calibre

Calibre File Collection

description	w	h	lock	pattern no.	P1	P2	P3
58.5" High Case with Lock	30"	58.5"	Y	C2F5830C	\$526.	\$580.	\$608.
	36"	58.5"	Y	C2F5836C	583.	641.	673.
	42"	58.5"	Y	C2F5842C	648.	712.	748.
63" High Case with Lock	30"	63"	Y	C2F6330C	548.	603.	633.
	36"	63"	Y	C2F6336C	604.	666.	699.
	42"	63"	Y	C2F6342C	651.	717.	751.
64.5" High Case with Lock	30"	64.5"	Y	C2F6430C	555.	610.	640.
	36"	64.5"	Y	C2F6436C	611.	672.	705.
	42"	64.5"	Y	C2F6442C	671.	737.	774.

Order Code	Specification Information	Application Notes
Example: C2F2730C-115	P1= painted finishes	Multiple freestanding files or cabinets (not attached to walls or worksurfaces) should be ganged for security. Single freestanding files (two and three-high) should be weighted with a counterweight (see Accessories, page 64).
C Calibre	P2= painted finishes	
2 Generation	P3= painted finishes	
F File	Customers own non-metallic paint finishes available at P1 pricing. This excludes metallic paints and white paints. (see color policy page 14)	Locks are keyed randomly, unless otherwise specified (see Keys page 171)
27 Height	For Equity base height option replace the "C" prefix with an "E" example E2F2730C-115. Add a \$25 upcharge for Equity base height option. Equity base option is available in 27", 39", 51" and 63" high cases only.	Lock cores, keys, change keys are ordered separately (Refer to Calibre Accessories on page 64)
30 Width		
C Knoll Lock	For cases without locks substitute the last "C" with an "E" and deduct \$36 from the list price. Example, C2F2730E-Y2.	Interior modules must equal the overall case height less 3".
115 Medium Grey (P1 paint pricing)		

description	h	w	pattern no.	list price	P1	P2	P3
Label holder, (package of 10) 			5ZNNL →	\$35.			
Front-to-back hanging rails (2) 			5ZNNF →	37.			
Hanging rail (1) 		30"	5Z4NB →	14.			
		36"	5Z6NB →	14.			
		42"	5Z8NB →	14.			
Ganging hardware kit 			5Z4NN →	17.			
Media bar (T-bar) for hanging tape reels/EDP binders 		30"	5Z4NG	95.			
		36"	5Z6NG	95.			
		42"	5Z8NG	95.			
Dividers (package of 3) 			5ZNNE →	19.			

Application Notes

Products indicated with a → are available on KnollNow.

Label Holders

Label holders are designed for standard Calibre fronts, and are not compatible with Morrison fronts. Labels are included.

Hanging Rails

Hanging rails for front-to-back and side-to-side are provided standard. Order two hanging rails and front-to-back hanging rails as needed to convert a component.

Ganging Hardware Kit

Multiple freestanding files or cabinets should be ganged for security. Hardware and instructions are supplied with each file or cabinet.

Media Bar (T-Bar)

Will accommodate most retail brand tape reels and/or Wrightline™ type EDP printout hanging devices. For use only in 15" fixed shelf components. Media Bars are painted in Black.

Counterweight Kit

Single freestanding files (two and three-high) should be weighted with a counterweight. Specify according to case width.

Lateral file top intended for use with Calibre front files only.

Adjustable Dividers

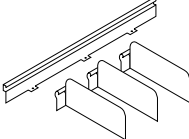
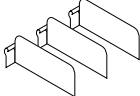
Adjustable dividers are sized for use in 10.5", 12", 13.5" and 15" components and cannot be used in 3", 6", 7.5" or 9" components.

Order dividers with attachment back when converting a component. Divider assemblies are painted in Black. Hanging rails are painted in Black.

Adjustable Shelves

Adjustable shelves are painted in Black standard. If Calibre standard P1, P2 or P3 paints are required add a "P" suffix to the pattern number and select the appropriate paint grade. Example 5ZAC2ASP

Note: File tops are designed for use with Calibre Lateral Files

description	h	w	pattern no.	list price	P1	P2	P3
Drawer dividers (3) with attachment back for 6" drawer 	6"	30"	5Z4N6DP	\$28.			
	6"	36"	5Z6N6DP	29.			
	6"	42"	5Z8N6DP	29.			
Set of three (3) drawer dividers 	6"		5ZNN6DP	19.			
Counterweight kit for freestanding files and cabinets	30"		5Z4C2NM ➔	95.			
	36"		5Z6C2NM ➔	95.			
	42"		5Z8C2NM ➔	95.			
Adjustable cabinet shelves (package of 2)	15"		5ZAC2AS		46.	50.	52.
	18"		5ZCC2AS		46.	50.	52.
	30"		5Z4C2AS		71.	78.	82.
	36"		5Z6C2AS		71.	78.	82.
Adjustable bookcase shelves (package of 2)	30"		5Z4SS		38.	41.	43.
	36"		5Z6SS		41.	43.	46.
Coat rod with shelf (package of 1)	15"		5ZAC2NR	46.			
	18"		5ZCC2NR	46.			
	30"		5Z4C2NR	46.			
	36"		5Z6C2NR	46.			
Attachment back fixed shelf	30"		5Z4C2FS	14.			
	36"		5Z6C2FS	14.			
	42"		5Z8C2FS	14.			

Application Notes

Products indicated with a ➔ are available on KnollNow.

Label Holders

Label holders are designed for standard Calibre fronts, and are not compatible with Morrison fronts. Labels are included.

Hanging Rails

Hanging rails for front-to-back and side-to-side are provided standard. Order two hanging rails and front-to-back hanging rails as needed to convert a component.

Ganging Hardware Kit

Multiple freestanding files or cabinets should be ganged for security. Hardware and instructions are supplied with each file or cabinet.

Media Bar (T-Bar)

Will accommodate most retail brand tape reels and/or Wrightline™ type EDP printout hanging devices. For use only in 15" fixed shelf components. Media Bars are painted in Black.

Counterweight Kit

Single freestanding files (two and three-high) should be weighted with a counterweight. Specify according to case width.

Lateral file top intended for use with Calibre front files only.

Adjustable Dividers

Adjustable dividers are sized for use in 10.5", 12", 13.5" and 15" components and cannot be used in 3", 6", 7.5" or 9" components.

Order dividers with attachment back when converting a component. Divider assemblies are painted in Black. Hanging rails are painted in Black.

Adjustable Shelves

Adjustable shelves are painted in Black standard. If Calibre standard P1, P2 or P3 paints are required add a "P" suffix to the pattern number and select the appropriate paint grade. Example 5ZAC2ASP

Note: File tops are designed for use with Calibre Lateral Files

description	h	w	pattern no.	list price	P1	P2	P3
Dividers (3) with attachment back		30"	5Z4NP ➔	\$30.			
		36"	5Z6NP ➔	30.			
		42"	5Z8NP ➔	30.			
Attachment back for pullout shelves		30"	5Z4NA	14.			
		36"	5Z6NA	14.			
		42"	5Z8NA	14.			

Application Notes

Products indicated with a ➔ are available on KnollNow.

Label Holders

Label holders are designed for standard Calibre fronts, and are not compatible with Morrison fronts. Labels are included.

Hanging Rails

Hanging rails for front-to-back and side-to-side are provided standard. Order two hanging rails and front-to-back hanging rails as needed to convert a component.

Ganging Hardware Kit

Multiple freestanding files or cabinets should be ganged for security. Hardware and instructions are supplied with each file or cabinet.

Media Bar (T-Bar)

Will accommodate most retail brand tape reels and/or Wrightline™ type EDP printout hanging devices. For use only in 15" fixed shelf components. Media Bars are painted in Black.

Counterweight Kit

Single freestanding files (two and three-high) should be weighted with a counterweight. Specify according to case width.

Lateral file top intended for use with Calibre front files only.

Adjustable Dividers

Adjustable dividers are sized for use in 10.5", 12", 13.5" and 15" components and cannot be used in 3", 6", 7.5" or 9" components.

Order dividers with attachment back when converting a component. Divider assemblies are painted in Black. Hanging rails are painted in Black.

Adjustable Shelves

Adjustable shelves are painted in Black standard. If Calibre standard P1, P2 or P3 paints are required add a "P" suffix to the pattern number and select the appropriate paint grade. Example 5ZAC2ASP

Note: File tops are designed for use with Calibre Lateral Files

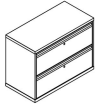
Calibre Front Lateral Files with Individual Locking Drawers

27" High Calibre Front Individual Locking Files

Calibre

Calibre File Collection

description	w	h	pattern no.	P1	P2	P3
27" high lateral file, 2-12" drawers with hanging rails	30"	27"	C2F2730WCC	\$729.	\$793.	\$833.
	30"	27"	C2F2730XCC	751.	817.	858.
	36"	27"	C2F2736WCC	808.	882.	925.
	36"	27"	C2F2736XCC	831.	905.	949.
	42"	27"	C2F2742WCC	871.	952.	1,000.
	42"	27"	C2F2742XCC	895.	975.	1,024.



Order Code	Specification Information	Application Notes	Critical Dimensions
Example: C2F2730WCCC-115	P1= painted finishes	Multiple freestanding files or cabinets (not attached to walls or worksurfaces) should be ganged for security. Single freestanding files (two and three-high) should be weighted with a counterweight (see Accessories, page 64).	Actual Outside Case Height 26 ^{27/32} "
C Calibre	P2= painted finishes		Actual Inside Case Height 24"
2 Generation	P3= painted finishes		Note
27 27" High	Customers own non-metallic paint finishes available at P1 pricing. This excludes metallic paints and white paints. (see color policy page 14)	Rails are provided for filing side-to-side and front-to-back and are adjustable for letter, A4, foolscap, JIS, legal, or EDP papers sizes.	Drawer configurations read from top to bottom of case. Interiors noted with rails consist of front to back and side to side hanging rails. Refer to front planning pages for additional information.
30 30" Wide	For Equity base height option, replace the "C" prefix with an "E", example E2F2730WCC-115. Add a \$25 upcharge for Equity base height option. Actual case height with the Equity base is 27^{13/32}".	Per drawer weight capacity is 150 pounds.	Label holders are not included with files. Please see Accessories page 64 .
W Individual Locking	For individual locking with security separators replace the "W" with an "X"	See KnollKeylock program on page 171 for keying information.	Calibre files are 18" deep.
C 12" Drawer with Hanging Rails			
C 12" Drawer with Hanging Rails			
115 Medium Grey (P1 paint pricing)			

Calibre Front Lateral Files with Individual Locking Drawers

39" High Calibre Front Individual Locking Files

Calibre

description	w	h	pattern no.	P1	P2	P3
39" high lateral file, 3-12" drawers with hanging rails	30"	39"	C2F3930WCCC	\$1,015.	\$1,104.	\$1,159.
	30"	39"	C2F3930XCCC	1,049.	1,139.	1,195.
	36"	39"	C2F3936WCCC	1,114.	1,214.	1,274.
	36"	39"	C2F3936XCCC	1,150.	1,248.	1,311.
	42"	39"	C2F3942WCCC	1,205.	1,315.	1,381.
	42"	39"	C2F3942XCCC	1,240.	1,351.	1,419.



Order Code	Specification Information	Application Notes	Critical Dimensions
Example: C2F3930WCCC-115	P1= painted finishes	Multiple freestanding files or cabinets (not attached to walls or worksurfaces) should be ganged for security. Single freestanding files (two and three-high) should be weighted with a counterweight (see Accessories, page 64).	Actual Outside Case Height 38 ^{27/32} "
C Calibre	P2= painted finishes		Actual Inside Case Height 36"
2 Generation	P3= painted finishes		Note
39 39" High	Customers own non-metallic paint finishes available at P1 pricing. This excludes metallic paints and white paints. (see color policy page 14)	Rails are provided for filing side-to-side and front-to-back and are adjustable for letter, A4, foolscap, JIS, legal, or EDP papers sizes.	Drawer configurations read from top to bottom of case. Interiors noted with rails consist of front to back and side to side hanging rails. Refer to front planning pages for additional information.
30 30" Wide		Per drawer weight capacity is 150 pounds.	Label holders are not included with files. Please see Accessories page 64 .
W Individual Locking	For Equity base height option, replace the "C" prefix with an "E", example E2F3930WCC-115. Add a \$25 upcharge for Equity base height option. Actual case height with the Equity base is 39^{19/32}".		Calibre files are 18" deep.
C 12" Drawer with Hanging Rails		See KnollKeylock program on page 171 for keying information.	
C 12" Drawer with Hanging Rails	For individual locking with security separators replace the "W" with an "X"		
115 Medium Grey (P1 paint pricing)			

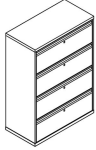
Calibre Front Lateral Files with Individual Locking Drawers

51" High Calibre Front Individual Locking Files

Calibre

Calibre File Collection

description	w	h	pattern no.	P1	P2	P3
51" high lateral file, 4-12" drawers with hanging rails	30"	51"	C2F5130WCCCC	\$1,313.	\$1,428.	\$1,500.
	30"	51"	C2F5130XCCCC	1,360.	1,475.	1,549.
	36"	51"	C2F5136WCCCC	1,452.	1,584.	1,663.
	36"	51"	C2F5136XCCCC	1,500.	1,630.	1,712.
	42"	51"	C2F5142WCCCC	1,599.	1,745.	1,832.
	42"	51"	C2F5142XCCCC	1,646.	1,792.	1,881.



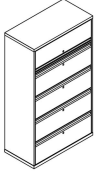
Order Code	Specification Information	Application Notes	Critical Dimensions
Example: C2F5130WCCC-115	P1= painted finishes	Multiple freestanding files or cabinets (not attached to walls or worksurfaces) should be ganged for security. Single freestanding files (two and three-high) should be weighted with a counterweight (see Accessories, page 64).	Actual Outside Case Height 50 ^{27/32} "
C Calibre	P2= painted finishes		Actual Inside Case Height 48"
2 Generation	P3= painted finishes		Note
51 27" High	Customers own non-metallic paint finishes available at P1 pricing. This excludes metallic paints and white paints. (see color policy page 14)	Rails are provided for filing side-to-side and front-to-back and are adjustable for letter, A4, foolscap, JIS, legal, or EDP papers sizes.	Drawer configurations read from top to bottom of case. Interiors noted with rails consist of front to back and side to side hanging rails. Refer to front planning pages for additional information.
30 30" Wide		Per drawer weight capacity is 150 pounds.	Label holders are not included with files. Please see Accessories page 64 .
W Individual Locking			
C 12" Drawer with Hanging Rails			
C 12" Drawer with Hanging Rails	For Equity base height option, replace the "C" prefix with an "E", example E2F5130WCC-115. Add a \$25 upcharge for Equity base height option. Actual case height with the Equity base is 51^{19/32}".		Calibre files are 18" deep.
115 Medium Grey (P1 paint pricing)		For individual locking with security separators replace the "W" with an "X"	

Calibre Front Lateral Files with Individual Locking Drawers

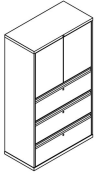
63" High Calibre Front Individual Locking Files

Calibre

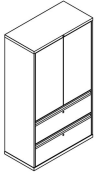
description	w	h	pattern no.	P1	P2	P3
63" high lateral file, 1-12" receding door pullout shelf, 4-12" drawers with hanging rails	30"	63"	C2F6330WZCCCC	\$1,584.	\$1,721.	\$1,807.
	30"	63"	C2F6330XZCCCC	1,642.	1,780.	1,869.
	36"	63"	C2F6336WZCCCC	1,743.	1,898.	1,992.
	36"	63"	C2F6336XZCCCC	1,801.	1,956.	2,053.
	42"	63"	C2F6342WZCCCC	1,925.	2,099.	2,205.
	42"	63"	C2F6342XZCCCC	1,983.	2,157.	2,263.



63" high hybrid unit with 24" storage doors and 3-12" drawers with rails	30"	63"	C2H6330WRCCC	1,561.	1,704.	1,789.
	30"	63"	C2H6330XRCCC	1,599.	1,740.	1,828.
	36"	63"	C2H6336WRCCC	1,753.	1,914.	2,010.
	36"	63"	C2H6336XRCCC	1,790.	1,950.	2,048.



63" high hybrid unit with 36" storage doors and 2-12" drawers with hanging rails	30"	63"	C2H6330WTCC	1,379.	1,507.	1,583.
	30"	63"	C2H6330XTCC	1,403.	1,530.	1,607.
	36"	63"	C2H6336WTCC	1,550.	1,693.	1,777.
	36"	63"	C2H6336XTCC	1,573.	1,718.	1,804.



Order Code	Specification Information	Application Notes	Critical Dimensions
Example: C2F6330WZCCCC-115	P1= painted finishes	Multiple freestanding files or cabinets (not attached to walls or worksurfaces) should be ganged for security. Single freestanding files (two and three-high) should be weighted with a counterweight (see Accessories, page 64).	Actual Outside Case Height 62 ^{27/32} "
C Calibre	P2= painted finishes		Actual Inside Case Height 60"
2 Generation	P3= painted finishes	Rails are provided for filing side-to-side and front-to-back and are adjustable for letter, A4, foolscap, JIS, legal, or EDP papers sizes.	Calibre files are 18" deep
63 63" High	Customers own non-metallic paint finishes available at P1 pricing. This excludes metallic paints and white paints. (see color policy page 14)		Note
30 30" Wide	For Equity base height option, replace the "C" prefix with an "E", example E2F6330WZCCCC-115. Add a \$25 upcharge for Equity base height option. Actual case height with the Equity base is 63^{1/32}".	Per drawer weight capacity is 150 pounds.	Drawer configurations read from top to bottom of case. Interiors noted with rails consist of front to back and side to side hanging rails. Refer to front planning pages for additional information.
W Individual Locking			
Z 12" Receding Door with Pull Out Shelf	For individual locking with security separators replace the "W" with an "X"	See KnollKeylock program on page 171 for keying information.	Label holders are not included with files. Please see Accessories page 64 .
C 12" Drawer with Hanging Rails			
C 12" Drawer with Hanging Rails			
C 12" Drawer with Hanging Rails			
115 Medium Grey (P1 paint pricing)			

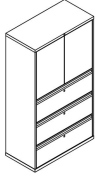
Calibre Front Lateral Files with Individual Locking Drawers

64.5" High Calibre Front Individual Locking Files

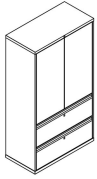
Calibre

Calibre File Collection

description	w	h	pattern no.	P1	P2	P3
64.5" high hybrid unit with 25.5" storage doors and 3-12" drawers with hanging rails	30"	64.5"	C2H6430WSCCC	\$1,598.	\$1,739.	\$1,823.
	30"	64.5"	C2H6430XSCCC	1,633.	1,774.	1,862.
	36"	64.5"	C2H6436WSCCC	1,789.	1,949.	2,045.
	36"	64.5"	C2H6436XSCCC	1,824.	1,985.	2,083.




64.5" high hybrid unit with 37.5" storage doors and 2-12" drawers with hanging rails	30"	64.5"	C2H6430WUCC	1,414.	1,542.	1,618.
	30"	64.5"	C2H6430XUCC	1,438.	1,566.	1,642.
	36"	64.5"	C2H6436WUCC	1,584.	1,727.	1,813.
	36"	64.5"	C2H6436XUCC	1,607.	1,752.	1,838.




Order Code	Specification Information	Application Notes	Critical Dimensions
Example: C2F6330WZCCCC-115	P1= painted finishes	Multiple freestanding files or cabinets (not attached to walls or worksurfaces) should be ganged for security. Single freestanding files (two and three-high) should be weighted with a counterweight (see Accessories, page 64).	Actual Outside Case Height 64 ^{27/32} "
C Calibre	P2= painted finishes		Actual Inside Case Height 61 1/2"
2 Generation	P3= painted finishes		Note
63 63" High	Customers own non-metallic paint finishes available at P1 pricing. This excludes metallic paints and white paints. (see color policy page 14)	Rails are provided for filing side-to-side and front-to-back and are adjustable for letter, A4, foolscap, JIS, legal, or EDP papers sizes.	Drawer configurations read from top to bottom of case. Interiors noted with rails consist of front to back and side to side hanging rails. Refer to front planning pages for additional information.
30 30" Wide			
W Individual Locking	For individual locking with security separators replace the "W" with an "X"	Per drawer weight capacity is 150 pounds. See KnollKeylock program on page 171 for keying information.	Label holders are not included with files. Please see Accessories page 64 . Calibre files are 18" deep.
S 25.5" Storage Doors			
C 12" Drawer with Hanging Rails			
C 12" Drawer with Hanging Rails			
C 12" Drawer with Hanging Rails			
C 12" Drawer with Hanging Rails			
115 Medium Grey (P1 paint pricing)			


description	type	w	h	lock	pattern no.	P1	P2	P3
2-high lateral file, 2-12" drawers, truck base and handle	Equity height	30"	34 ³ / ₄ "	Y	E2T2730CCC(RH/LH)	\$1,227.	\$1,350.	\$1,418.
	Equity height	36"	34 ³ / ₄ "	Y	E2T2736CCC(RH/LH)	1,344.	1,478.	1,553.
	Standard height	30"	33 ²⁷ / ₃₂ "	Y	C2T2730CCC(RH/LH)	1,227.	1,350.	1,418.
	Standard height	36"	33 ²⁷ / ₃₂ "	Y	C2T2736CCC(RH/RL)	1,344.	1,478.	1,553.



2-high lateral file, with 2-6" drawers, and 1-12" drawer, truck base and handle	Equity height	30"	34 ³ / ₄ "	Y	E2T2730CHHC(RH/LH)	1,415.	1,558.	1,636.
	Equity height	36"	34 ³ / ₄ "	Y	E2T2736CHHC(RH/LH)	1,547.	1,702.	1,788.
	Standard height	30"	33 ²⁷ / ₃₂ "	Y	C2T2730CHHC(RH/LH)	1,415.	1,558.	1,636.
	Standard height	36"	33 ²⁷ / ₃₂ "	Y	C2T2736CHHC(RH/LH)	1,547.	1,702.	1,788.



2-high lateral file, with 2-3" drawers, 1-6" drawers, and 1-12" drawer, truck base and handle	Equity height	30"	34 ³ / ₄ "	Y	E2T2730CIIHC(RH/LH)	1,555.	1,711.	1,797.
	Equity height	36"	34 ³ / ₄ "	Y	E2T2736CIIHC(RH/LH)	1,699.	1,868.	1,962.
	Standard height	30"	33 ²⁷ / ₃₂ "	Y	C2T2730CIIHC(RH/LH)	1,555.	1,711.	1,797.
	Standard height	36"	33 ²⁷ / ₃₂ "	Y	C2T2736CIIHC(RH/LH)	1,699.	1,868.	1,962.



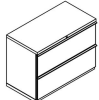
Order Code	Specification Information	Application Notes
Example: C2T2730CCC-612		
C Calibre	P1= painted finishes	Rails are provided for filing side-to-side and front-to-back and are adjustable for letter, A4, foolscap, JIS, legal, or EDP papers sizes.
2 Generation	P2= painted finishes	Calibre truck base files include base, loop handle and file. Base and handle ship separately and must be assembled. Truck bases cannot be ordered separately.
T Truck Base	P3= painted finishes	Casters are 5" diameter, with black wheel and include two swivel and two fixed.
27 27" High	Customers own non-metallic paint finishes available at P1 pricing. This excludes metallic paints and white paints. (see color policy page 14)	Handle is 1" diameter steel loop design, and 16 ³ / ₈ " wide, which bolts to side of file case. Handles and bases must be specified on left or right side of the file. Handle finish is black.
30 30" Wide		Counterweights are shipped with file.
C Locking		Counterweight, handle and casters are field installed.
C 1-12" Drawer		Calibre files are 18" deep.
C 1-12" Drawer		
612 Medium metallic grey		

Morrison Front Lateral Files

27" High Morrison Front Lateral Files

Calibre

Calibre File Collection

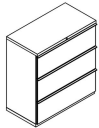
description	w	h	lock	pattern no.	P2	P3	V1	V2	V3
 27" case with 2-12" drawers with hanging rails	30"	27"		M2F2730ECC	\$979.	\$1,029.	\$1,196.	\$1,295.	\$1,402.
	30"	27"	Y	M2F2730CCC	1,019.	1,070.	1,238.	1,336.	1,443.
	36"	27"		M2F2736ECC	1,088.	1,143.	1,351.	1,461.	1,584.
	36"	27"	Y	M2F2736CCC	1,129.	1,185.	1,392.	1,501.	1,623.
	42"	27"		M2F2742ECC	1,190.	1,249.	1,477.	1,599.	1,731.
	42"	27"	Y	M2F2742CCC	1,231.	1,292.	1,518.	1,642.	1,771.

Order Code	Specification Information	Application Notes	Critical Dimensions
Example: M2F2730CCC-612	P1= painted finishes	Multiple freestanding files or cabinets (not attached to walls or worksurfaces) should be ganged for security. Single freestanding files (two and three-high) should be weighted with a counterweight (see Accessories, page 64). Rails are provided for filing side-to-side and front-to-back and are adjustable for letter, A4, foolscap, JIS, legal, or EDP papers sizes. Per drawer weight capacity is 150 pounds. See KnollKeylock program on page 171 for keying information.	Actual Outside Case Height 26 ^{27/32} "
M Morrison Front	P2= painted finishes		Actual Inside Case Height 24"
3 Generation	P3= painted finishes		Morrison files are 18 ^{7/8} " deep.
F File	Note: Morrison and S2 front lateral files will not accept standard lateral file worksurface tops.		Note
27 27" High			Drawer configurations read from top to bottom of case. Interiors noted with rails consist of front to back and side to side hanging rails. Refer to front planning pages for additional information.
30 30" Wide			Label holders are not included with files. Please see Accessories page 64 .
C Knoll Lock		Morrison files without locks include black Knoll-logo insert in the same position. Insert may be removed to retrofit a lock later.	
C 12" Drawer with Hanging Rails		Morrison files will not accept add-on units.	
C 12" Drawer with Hanging Rails			
612 Medium Metallic Grey (P2 paint pricing)			

Morrison Front Lateral Files

39" High Morrison Front Lateral Files

Calibre

description	w	h	lock	pattern no.	P2	P3	V1	V2	V3
 39" case with 3-12" drawers with hanging rails	30"	39"		M2F3930ECCC	\$1,370.	\$1,439.	\$1,692.	\$1,832.	\$1,981.
	30"	39"	Y	M2F3930CCCC	1,409.	1,479.	1,733.	1,872.	2,020.
	36"	39"		M2F3936ECCC	1,535.	1,611.	1,898.	2,052.	2,219.
	36"	39"	Y	M2F3936CCCC	1,575.	1,653.	1,938.	2,094.	2,259.
	42"	39"		M2F3942ECCC	1,683.	1,767.	2,078.	2,250.	2,433.
	42"	39"	Y	M2F3942CCCC	1,722.	1,808.	2,122.	2,288.	2,473.

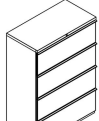
Order Code	Specification Information	Application Notes	Critical Dimensions
Example: M2F3930CCCC-612	P1= painted finishes	Multiple freestanding files or cabinets (not attached to walls or worksurfaces) should be ganged for security. Single freestanding files (two and three-high) should be weighted with a counterweight (see Accessories, page 64). Rails are provided for filing side-to-side and front-to-back and are adjustable for letter, A4, foolscap, JIS, legal, or EDP papers sizes. Per drawer weight capacity is 150 pounds. See KnollKeylock program on page 171 for keying information.	Actual Outside Case Height 38 ^{27/32"}
M Morrison Front	P2= painted finishes		Actual Inside Case Height 36"
3 Generation	P3= painted finishes		Morrison files are 18 ^{7/8"} deep.
F File	Note: Morrison and S2 front lateral files will not accept standard lateral file worksurface tops.		Note
39 39" High			Drawer configurations read from top to bottom of case. Interiors noted with rails consist of front to back and side to side hanging rails. Refer to front planning pages for additional information.
30 30" Wide			Label holders are not included with files. Please see Accessories page 64 .
C Knoll Lock		Morrison files without locks include black Knoll-logo insert in the same position. Insert may be removed to retrofit a lock later.	
C 12" Drawer with Hanging Rails		Morrison files will not accept add-on units.	
C 12" Drawer with Hanging Rails			
C 12" Drawer with Hanging Rails			
612 Medium Metallic Grey (P2 paint pricing)			

Morrison Front Lateral Files

51" High Morrison Front Lateral Files

Calibre

Calibre File Collection

description	w	h	lock	pattern no.	P2	P3	V1	V2	V3
51" case with 4-12" drawers with hanging rails 	30"	51"		M2F5130ECCCC	\$1,785.	\$1,875.	\$2,208.	\$2,386.	\$2,579.
	30"	51"	Y	M2F5130CCCCC	1,827.	1,918.	2,248.	2,427.	2,622.
	36"	51"		M2F5136ECCCC	2,014.	2,116.	2,487.	2,688.	2,989.
	36"	51"	Y	M2F5136CCCCC	2,054.	2,157.	2,529.	2,728.	2,948.
	42"	51"		M2F5142ECCCC	2,238.	2,349.	2,760.	2,984.	3,226.
	42"	51"	Y	M2F5142CCCCC	2,279.	2,393.	2,800.	3,025.	3,264.

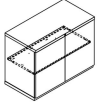
Order Code	Specification Information	Application Notes	Critical Dimensions
Example: M2F5130CCCC-612	P1= painted finishes	Multiple freestanding files or cabinets (not attached to walls or worksurfaces) should be ganged for security. Single freestanding files (two and three-high) should be weighted with a counterweight (see Accessories, page 64). Rails are provided for filing side-to-side and front-to-back and are adjustable for letter, A4, foolscap, JIS, legal, or EDP papers sizes. Per drawer weight capacity is 150 pounds. See KnollKeylock program on page 171 for keying information.	Actual Outside Case Height 50 ^{27/32} "
M Morrison Front	P2= painted finishes		Actual Inside Case Height 48"
3 Generation	P3= painted finishes		Morrison files are 18 ^{7/8} " deep.
F File	Note: Morrison and S2 front lateral files will not accept standard lateral file worksurface tops.		Note
51 51" High			Drawer configurations read from top to bottom of case. Interiors noted with rails consist of front to back and side to side hanging rails. Refer to front planning pages for additional information.
30 30" Wide			Label holders are not included with files. Please see Accessories page 64 .
C Knoll Lock			Morrison files without locks include black Knoll-logo insert in the same position. Insert may be removed to retrofit a lock later.
C 12" Drawer with Hanging Rails			Morrison files will not accept add-on units.
C 12" Drawer with Hanging Rails			
C 12" Drawer with Hanging Rails			
C 12" Drawer with Hanging Rails			
612 Medium Metallic Grey (P2 paint pricing)			

Morrison Front Cabinets

27" High Morrison Front Cabinets

Calibre

description	w	h	pattern no.	P2	P3	V1	V2	V3
27" high cabinet with, 1 adjustable shelf, with doors	30"	27"	M2C2730C	\$807.	\$848.	\$994.	\$1,074.	\$1,159.
	30"	27"	M2C2730E	769.	807.	954.	1,033.	1,118.
	36"	27"	M2C2736C	833.	875.	1,023.	1,108.	1,194.
	36"	27"	M2C2736E	794.	834.	985.	1,068.	1,157.



Order Code	Specification Information	Application Notes	Critical Dimensions
27" High Morrison Front Cabinets	P1= painted finishes	Multiple freestanding files or cabinets (not attached to walls or worksurfaces) should be ganged for security. Single freestanding files (two and three-high) should be weighted with a counterweight (see Accessories page 64).	Actual Outside Case Height 26 ^{27/32"} Actual Inside Case Height 24"
Example: M2C2730C-115	P2= painted finishes		
M Morrison	P3= painted finishes	Shelves adjustable on 2 ^{1/2"} increments.	Morrison cabinets are 18 ^{7/8"} deep.
2 Generation			
C Cabinet		Cabinet shelves are black.	
27 27" High			
30 30" Wide		One shelf area of each unit is intended for storage of item 10" or less in height. Height of unit matches that of corresponding file unit.	
C Knoll Lock			
115 Medium Grey (P1 paint pricing)		Rails are provided for filing side-to-side and front-to-back and are adjustable for letter, A4, foolscap, JIS, legal, or EDP paper sizes.	
		See KnollKey lock program on page 171 for keying information.	

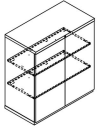
Morrison Front Cabinets

39" High Morrison Front Cabinets

Calibre

Calibre File Collection

description	w	h	pattern no.	P2	P3	V1	V2	V3
39" high cabinet with, 2 adjustable shelves, with doors	30"	39"	M2C3930C	\$921.	\$968.	\$1,132.	\$1,224.	\$1,321.
	30"	39"	M2C3930E	883.	927.	1,093.	1,184.	1,281.
	36"	39"	M2C3936C	950.	998.	1,166.	1,261.	1,361.
	36"	39"	M2C3936E	912.	957.	1,129.	1,223.	1,323.



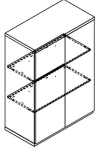
Order Code	Specification Information	Application Notes	Critical Dimensions
39" High Morrison Front Cabinets	P1= painted finishes	Multiple freestanding files or cabinets (not attached to walls or worksurfaces) should be ganged for security. Single freestanding files (two and three-high) should be weighted with a counterweight (see Accessories page 64).	Actual Outside Case Height 38 ^{27/32"} Actual Inside Case Height 36"
Example: M2C3930C-115	P2= painted finishes		
M Morrison	P3= painted finishes	Shelves adjustable on 2 1/2" increments.	Morrison cabinets are 18 ^{7/8"} deep.
2 Generation			
C Cabinet			
39 39" High Case		Cabinet shelves are black. To match shelves to case color, add "P" suffix to pattern number and \$50 to list price.	
30 30" Wide			
C Knoll Lock		One shelf area of each unit is intended for storage of item 10" or less in height. Height of unit matches that of corresponding file unit.	
115 Medium Grey (P1 paint pricing)			
		Rails are provided for filing side-to-side and front-to-back and are adjustable for letter, A4, foolscap, JIS, legal, or EDP paper sizes.	
		See KnollKey lock program on page 171 for keying information.	

Morrison Front Cabinets

51" High Morrison Front Cabinets

Calibre

description	w	h	pattern no.	P2	P3	V1	V2	V3
51" high cabinet with, 2 adjustable shelves, with doors	30"	51"	M2C5130C	\$1,028.	\$1,079.	\$1,266.	\$1,366.	\$1,475.
	30"	51"	M2C5130E	990.	1,041.	1,227.	1,327.	1,438.
	36"	51"	M2C5136C	1,077.	1,131.	1,324.	1,431.	1,544.
	36"	51"	M2C5136E	1,037.	1,089.	1,284.	1,391.	1,506.



Order Code	Specification Information	Application Notes	Critical Dimensions
51" High Calibre Front Cabinets	P1= painted finishes	Multiple freestanding files or cabinets (not attached to walls or worksurfaces) should be ganged for security. Single freestanding files (two and three-high) should be weighted with a counterweight (see Accessories page 64).	Actual Outside Case Height 50 ^{27/32"} Actual Inside Case Height 48"
Example: M2C5130C-115	P2= painted finishes		
M Morrison	P3= painted finishes	Shelves adjustable on 2 1/2" increments.	Morrison cabinets are 18 ^{7/8"} deep.
2 Generation			
C Cabinet		Cabinet shelves are black. To match shelves to case color, add "P" suffix to pattern number and \$50 to list price.	
51 51" High Case			
30 30" Wide		One shelf area of each unit is intended for storage of item 10" or less in height. Height of unit matches that of corresponding file unit.	
C Knoll Lock			
115 Medium Grey (P1 paint pricing)		Rails are provided for filing side-to-side and front-to-back and are adjustable for letter, A4, foolscap, JIS, legal, or EDP paper sizes.	
		See KnollKey lock program on page 171 for keying information.	

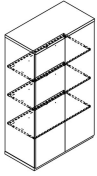
Morrison Front Cabinets

63" High Morrison Front Cabinets

Calibre

Calibre File Collection

description	w	h	pattern no.	P2	P3	V1	V2	V3
63" high cabinet with 3 adjustable shelves, with doors	30"	63"	M2C6330C	\$1,127.	\$1,183.	\$1,387.	\$1,497.	\$1,613.
	30"	63"	M2C6330E	1,087.	1,142.	1,348.	1,457.	1,576.
	36"	63"	M2C6336C	1,201.	1,262.	1,477.	1,598.	1,723.
	36"	63"	M2C6336E	1,162.	1,219.	1,439.	1,557.	1,684.



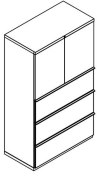
Order Code	Specification Information	Application Notes	Critical Dimensions
63" High Morrison Front Cabinets	P1= painted finishes	Multiple freestanding files or cabinets (not attached to walls or worksurfaces) should be ganged for security. Single freestanding files (two and three-high) should be weighted with a counterweight (see Accessories page 64).	Actual Outside Case Height 62 ^{27/32"} Actual Inside Case Height 60"
Example: M2C6330C-115	P2= painted finishes		
M Morrison	P3= painted finishes	Shelves adjustable on 2 1/2" increments. Cabinet shelves are black. To match shelves to case color, add "P" suffix to pattern number and \$50 to list price. One shelf area of each unit is intended for storage of item 10" or less in height. Height of unit matches that of corresponding file unit. Rails are provided for filing side-to-side and front-to-back and are adjustable for letter, A4, foolscap, JIS, legal, or EDP paper sizes. See KnollKey lock program on page 171 for keying information.	Morrison cabinets are 18 ^{7/8"} deep.
2 Generation			
C Cabinet			
63 63" High Case			
30 30" Wide			
C Knoll Lock			
115 Medium Grey (P1 paint pricing)			

Morrison Front Hybrids

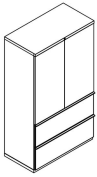
63" High Morrison Front Hybrid Units

Calibre

description	w	h	lock	pattern no.	P2	P3	V1	V2	V3
63" high hybrid unit with 24" storage doors and 3-12" drawers with hanging rails	30"	63"		M2H6330ERCCC	\$2,245.	\$2,357.	\$2,807.	\$3,045.	\$3,307.
	30"	63"	Y	M2H6330CRCCC	2,285.	2,399.	2,848.	3,086.	3,348.
	36"	63"		M2H6336ERCCC	2,445.	2,568.	3,048.	3,253.	3,582.
	36"	63"	Y	M2H6336CRCCC	2,487.	2,610.	3,091.	3,345.	3,624.



63" high hybrid unit with 36" storage doors and 2-12" drawers with hanging rails	30"	63"		M2H6330ETCC	1,955.	2,052.	2,427.	2,627.	2,846.
	30"	63"	Y	M2H6330CTCC	1,997.	2,097.	2,469.	2,668.	2,886.
	36"	63"		M2H6336ETCC	2,108.	2,213.	2,602.	2,814.	3,042.
	36"	63"	Y	M2H6336CTCC	2,148.	2,255.	2,642.	2,854.	3,082.



Order Code	Specification Information	Application Notes	Critical Dimensions
Example: M2H6330CRCCC-612			
M Morrison Front	P1= painted finishes	Multiple freestanding files or cabinets (not attached to walls or worksurfaces) should be ganged for security. Single freestanding files (two and three-high) should be weighted with a counterweight (see Accessories, page 64).	Actual Outside Case Height 62 ^{27/32} "
2 Generation	P2= painted finishes		Actual Inside Case Height 60"
H Hybrid	P3= painted finishes		Morrison cabinets are 18 ^{7/8} " deep.
63 63" High		Rails are provided for filing side-to-side and front-to-back and are adjustable for letter, A4, foolscap, JIS, legal, or EDP papers sizes.	Note
30 30" Wide		Per drawer weight capacity is 150 pounds.	Drawer configurations read from top to bottom of case. Interiors noted with rails consist of front to back and side to side hanging rails. Refer to front planning pages for additional information.
C Knoll Lock		See KnollKeylock program on page 171 for keying information.	Label holders are not included with files. Please see Accessories page 64 .
R 24" Storage Doors			
C 12" Drawer with Hanging Rails			
C 12" Drawer with Hanging Rails			
C 12" Drawer with Hanging Rails			
612 Medium Metallic Grey (P2 paint pricing)			Morrison files without locks include black Knoll-logo insert in the same position. Insert may be removed to retrofit a lock later.

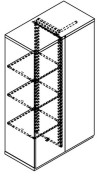
Morrison Front Wardrobes

63" High Morrison Front Wardrobe Units

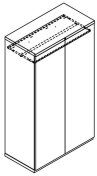
Calibre

Calibre File Collection

description	width	height	lock	pattern no.	P2	P3	V1	V2	V3
Vertically divided wardrobe, coat rod, 3 adjustable shelves	30"	63"		M2DW6330E	\$1,829.	\$1,920.	\$2,086.	\$2,196.	\$2,317.
	30"	63"	Y	M2DW6330C	1,866.	1,960.	2,126.	2,235.	2,355.
	36"	63"		M2W6336C	1,903.	1,998.	2,179.	2,297.	2,424.
	36"	63"	Y	M2W6336E	1,940.	2,038.	2,217.	2,336.	2,463.



description	width	height	lock	pattern no.	P2	P3	V1	V2	V3
Wardrobe with coat rod and shelf	30"	63"		M2W6330E	992.	1,042.	1,250.	1,359.	1,479.
	30"	63"	Y	M2W6330C	1,030.	1,082.	1,289.	1,399.	1,518.
	36"	63"		M2W6336E	1,065.	1,118.	1,342.	1,461.	1,586.
	36"	63"	Y	M2DW6336C	1,105.	1,161.	1,380.	1,501.	1,627.




Order Code	Specification Information	Application Notes	Critical Dimensions
Example: M2W6330C-612			
M Morrison Front	P1= painted finishes	Multiple freestanding files or cabinets (not attached to walls or worksurfaces) should be ganged for security. Single freestanding files (two and three-high) should be weighted with a counterweight (see Accessories, page 64).	Actual Outside Case Height 62 ^{27/32} "
2 Generation	P2= painted finishes		Actual Inside Case Height 60"
W Wardrobe	P3= painted finishes		Morrison cabinets are 18 ^{7/8} " deep.
63 63" High		Rails are provided for filing side-to-side and front-to-back and are adjustable for letter, A4, foolscap, JIS, legal, or EDP papers sizes.	Note
30 30" Wide		Per drawer weight capacity is 150 pounds.	Drawer configurations read from top to bottom of case. Interiors noted with rails consist of front to back and side to side hanging rails. Refer to front planning pages for additional information.
C Knoll Lock		See KnollKeylock program on page 171 for keying information.	Label holders are not included with files. Please see Accessories page 64 .
612 Medium Metallic Grey (P2 paint pricing)			Morrison files without locks include black Knoll-logo insert in the same position. Insert may be removed to retrofit a lock later.

Series 2 Front Lateral Files

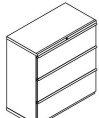
27" High Series 2 Front Lateral Files

Calibre

description	w	h	lock	pattern no.	P1	P2	P3
 27" case with 2-12" drawers with hanging rails	30"	27"		S2F2730ECC	\$635.	\$700.	\$736.
	30"	27"	Y	S2F2730CCC	675.	743.	781.
	36"	27"		S2F2736ECC	716.	788.	829.
	36"	27"	Y	S2F2736CCC	758.	834.	878.
	42"	27"		S2F2742ECC	778.	858.	900.
	42"	27"	Y	S2F2742CCC	818.	904.	947.

Order Code	Specification Information	Application Notes	Critical Dimensions
Example: S2F2730CCC-115	P1= painted finishes	Multiple freestanding files or cabinets (not attached to walls or worksurfaces) should be ganged for security. Single freestanding files (two and three-high) should be weighted with a counterweight (see Accessories, page 64). Rails are provided for filing side-to-side and front-to-back and are adjustable for letter, A4, foolscap, JIS, legal, or EDP papers sizes. Per drawer weight capacity is 150 pounds. See KnollKey lock program on page 171 for keying information.	Actual Outside Case Height 26 ^{27/32} "
S Series 2 Front	P2= painted finishes		Actual Inside Case Height 24"
2 Generation	P3= painted finishes		S2 files are 18 ^{7/8} " deep.
F Lateral File	Note: Morrison and S2 front lateral files will not accept standard lateral file worksurface tops.		Note
27 27" High			Drawer configurations read from top to bottom of case. Interiors noted with rails consist of front to back and side to side hanging rails. Refer to front planning pages for additional information.
30 30" Wide			Label holders are not included with files. Please see Accessories page 64 .
C Knoll Lock		Series 2 front files without locks include black Knoll-logo insert in the same position. Insert may be removed to retrofit a lock later.	
C 12" Drawer with Hanging Rails		Series 2 front files cannot accept add-on modules.	
C 12" Drawer with Hanging Rails			
115 Medium Grey (P1 paint pricing)			

Series 2 Front Lateral Files
39" High Series 2 Front Lateral Files

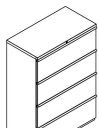
description	w	h	lock	pattern no.	P1	P2	P3
 39" case with 3-12" drawers with hanging rails	30"	39"		S2F3930ECCC	\$876.	\$964.	\$1,013.
	30"	39"	Y	S2F3930CCCC	914.	1,008.	1,059.
	36"	39"		S2F3936ECCC	975.	1,074.	1,129.
	36"	39"	Y	S2F3936CCCC	1,016.	1,121.	1,177.
	42"	39"		S2F3942ECCC	1,066.	1,175.	1,228.
	42"	39"	Y	S2F3942CCCC	1,106.	1,218.	1,280.

Order Code	Specification Information	Application Notes	Critical Dimensions
Example: S2F3930CCCC-115	P1= painted finishes	Multiple freestanding files or cabinets (not attached to walls or worksurfaces) should be ganged for security. Single freestanding files (two and three-high) should be weighted with a counterweight (see Accessories, page 64). Rails are provided for filing side-to-side and front-to-back and are adjustable for letter, A4, foolscap, JIS, legal, or EDP papers sizes. Per drawer weight capacity is 150 pounds. See KnollKey lock program on page 171.	Actual Outside Case Height 38 ^{27/32"}
S Series 2 Front	P2= painted finishes		Actual Inside Case Height 36"
2 Generation	P3= painted finishes		S2 files are 18 ^{7/8"} deep.
F Lateral File	Note: Morrison and S2 front lateral files will not accept standard lateral file work surface tops.		Note
39 39" High			Drawer configurations read from top to bottom of case. Interiors noted with rails consist of front to back and side to side hanging rails. Refer to front planning pages for additional information.
30 30" Wide			Label holders are not included with files. Please see Accessories page 64 .
C Knoll Lock		Series 2 front files without locks include black Knoll-logo insert in the same position. Insert may be removed to retrofit a lock later.	
C 12" Drawer with Hanging Rails		Series 2 front files cannot accept add-on units.	
C 12" Drawer with Hanging Rails			
115 Medium Grey (P1 paint pricing)			

Series 2 Front Lateral Files

51" High Series 2 Front Lateral Files

Calibre

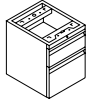
description	w	h	lock	pattern no.	P1	P2	P3
 51" case with 4-12" drawers with hanging rails	30"	51"		S2F5130ECCCC	\$1,127.	\$1,240.	\$1,304.
	30"	51"	Y	S2F5130CCCCC	1,167.	1,285.	1,352.
	36"	51"		S2F5136ECCCC	1,268.	1,397.	1,469.
	36"	51"	Y	S2F5136CCCCC	1,309.	1,443.	1,515.
	42"	51"		S2F5142ECCCC	1,415.	1,558.	1,634.
	42"	51"	Y	S2F5142CCCCC	1,455.	1,604.	1,683.

Order Code	Specification Information	Application Notes	Critical Dimensions
Example: S2F5130CCCCC-115	P1= painted finishes	Multiple freestanding files or cabinets (not attached to walls or worksurfaces) should be ganged for security. Single freestanding files (two and three-high) should be weighted with a counterweight (see Accessories, page 64).	Actual Outside Case Height 50 ^{27/32"}
S Series 2 Front	P2= painted finishes		Actual Inside Case Height 48"
2 Generation	P3= painted finishes	Rails are provided for filing side-to-side and front-to-back and are adjustable for letter, A4, foolscap, JIS, legal, or EDP papers sizes.	S2 files are 18 ^{7/8"} deep.
F Lateral File	Note: Morrison and S2 front lateral files will not accept standard lateral file worksurface tops.		Note
51 51" High		Per drawer weight capacity is 150 pounds.	Drawer configurations read from top to bottom of case. Interiors noted with rails consist of front to back and side to side hanging rails. Refer to front planning pages for additional information.
30 30" Wide			Label holders are not included with files. Please see Accessories page 64 .
C Knoll Lock		See KnollKey lock program on page 171.	Series 2 front files without locks include black Knoll-logo insert in the same position. Insert may be removed to retrofit a lock later.
C 12" Drawer with Hanging Rails			Series 2 front files cannot accept add-on units.
C 12" Drawer with Hanging Rails			
C 12" Drawer with Hanging Rails			
115 Medium Grey (P1 paint pricing)			

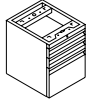
Calibre pedestal suspended pedestal - 18" deep

Calibre

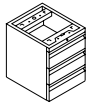
description	w	d	h	lock	pattern no.	P1	P2	P3
Suspended pedestal	15"	18"	19"		3A18E01	\$392.	\$412.	\$433.
01 = box/file	15"	18"	19"	Y	3A18C01	421.	442.	465.



Suspended pedestal	15"	18"	19"		3A18E02	439.	462.	484.
02 = personal/personal/file	15"	18"	19"	Y	3A18C02	468.	493.	518.



Suspended pedestal	15"	18"	19"		3A18E03	422.	443.	466.
03 = box/box/box	15"	18"	19"	Y	3A18C03	450.	473.	496.

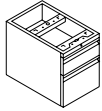


Order Code	Specification Information	Application Notes
Example: 3A18C01-612	<i>To order, specify:</i>	Suspended pedestals to be used beneath 18", 24", 30", or 36" deep worksurfaces, credenzas, and return tops.
3 Standard height	1. Pattern number	Pedestals are attached to either end of any worksurface over 30"W.
A Suspended pedestal	2. Pedestal lock options	Standard depth file drawers accommodate letter-width filing front-to-back and legal width side-to-side.
18 18" deep	3. Pedestal configurations	File drawers include file hanging bars.
C Knoll lock	4. Paint finish options	Additional pedestal accessories must be ordered separately.
1 Box/file	<i>Pedestal lock options:</i>	Pedestals are available in painted steel only with standard Calibre fronts.
612 Medium metallic grey	C Knoll lock	Actual dimensions are 14 ⁷ / ₈ "W x 17 ¹ / ₂ "D x 19" (± 1/16")H.
	E No lock	Calibre pedestals are not compatible with Morrison desk supports.
	<i>Pedestal configuration options:</i> 01 =6/12	To specify Equity "H" series lock, change 5th position in pattern number from a "C" to an "A".
	02 =3/3/12	Calibre pedestals without locks include black, Knoll-logo insert in the same position. Insert may be removed to retrofit a lock later.
	03 =6/6/6See page 15 for paint finishes.	Pedestal accessories, see page 105.

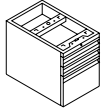
Calibre pedestal suspended pedestal - 24" deep

Calibre

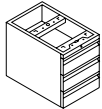
description	w	d	h	lock	pattern no.	P1	P2	P3
Suspended pedestal 01 = box/file	15"	24"	19"		3A24E01	\$401.	\$422.	\$443.
	15"	24"	19"	Y	3A24C01 →	428.	451.	474.



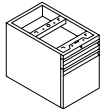
Suspended pedestal 02 = personal/personal/file	15"	24"	19"		3A24E02	454.	477.	501.
	15"	24"	19"	Y	3A24C02	481.	506.	532.



Suspended pedestal 03 = box/box/box	15"	24"	19"		3A24E03	435.	457.	480.
	15"	24"	19"	Y	3A24C03	464.	487.	512.



Suspended pedestal 04 = personal/EDP	15"	24"	19"		3A24E04	421.	442.	465.
	15"	24"	19"	Y	3A24C04	449.	472.	495.



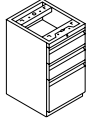
Calibre Front Pedestals

Order Code	Specification Information	Application Notes
Example: 3A24C01-612	<i>To order, specify:</i>	Suspended pedestals to be used beneath 24", 30", or 36" deep worksurfaces, credenzas, and return tops.
3 Standard height	1. Pattern number	Pedestals are attached to either end of any worksurface over 30"W.
A Suspended pedestal	2. Pedestal lock options	Standard depth file drawers accommodate letter-width filing front-to-back and legal width side-to-side.
24 24" deep	3. Pedestal configurations	File drawers include file hanging bars.
C Knoll lock	4. Paint finish options	Additional pedestal accessories must be ordered separately.
1 Box/file	<i>Pedestal lock options:</i>	Pedestals are available in painted steel only with standard Calibre fronts, see page 42.
612 Medium metallic grey	C Knoll lock	Actual dimensions are 14 7/8"W x 23 1/2"D x 19"H (± 1/16").
	E No lock	Calibre pedestals are not compatible with Morrison desk supports.
	<i>Pedestal configuration options:</i>	<i>Options:</i>
	01 =6/12	To specify Equity "H" series lock, change 5th position in pattern number from a "C" to an "A".
	02 =3/3/12	Calibre pedestals without locks include black, Knoll-logo insert in the same position. Insert may be removed to retrofit a lock later.
	03 =6/6/6	Pedestal accessories, see page 105.
	04 =3/15 See page 15 for paint finishes.	

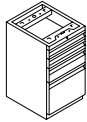
Calibre pedestal floorstanding pedestal - 18" deep

Calibre

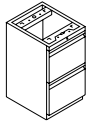
description	w	d	h	lock	pattern no.	P1	P2	P3
Floorstanding pedestal 05 = box/box/file	15"	18"	26 ⁷ / ₈ "		3B18E05	\$512.	\$538.	\$565.
	15"	18"	26 ⁷ / ₈ "	Y	3B18C05	540.	568.	596.
	15"	18"	27 ³ / ₄ "		2B18E05	512.	538.	565.
	15"	18"	27 ³ / ₄ "	Y	2B18C05	540.	568.	596.



Floorstanding pedestal 06 = personal/personal/box/file	15"	18"	26 ⁷ / ₈ "		3B18E06	566.	594.	624.
	15"	18"	26 ⁷ / ₈ "	Y	3B18C06	593.	624.	655.
	15"	18"	27 ³ / ₄ "		2B18E06	566.	594.	624.
	15"	18"	27 ³ / ₄ "	Y	2B18C06	593.	624.	655.



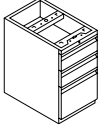
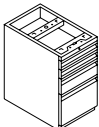
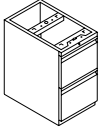
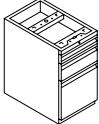
Floorstanding pedestal 07 = file/file	15"	18"	26 ⁷ / ₈ "		3B18E07	491.	515.	541.
	15"	18"	26 ⁷ / ₈ "	Y	3B18C07	518.	544.	571.
	15"	18"	27 ³ / ₄ "		2B18E07	491.	515.	541.
	15"	18"	27 ³ / ₄ "	Y	2B18C07	518.	544.	571.



Order Code	Specification Information	Application Notes
Example: 3B18C07-612	<i>To order, specify:</i>	18" floorstanding pedestals to be used beneath 18" deep worksurfaces, credenzas, and return tops.
3 Standard height	1. Pattern number	Pedestals are attached to either end of any worksurface over 30"W. Case construction allows use of pedestals as worksurface support.
B Floorstanding pedestal	2. Pedestal lock options	
18 18" deep	3. Pedestal configurations	
C Knoll lock	4. Paint finish options	
7 File/file	<i>Pedestal lock options:</i>	Standard depth file drawers accommodate letter-width filing front-to-back and legal width side-to-side.
612 Medium metallic grey	C Knoll lock E No lock	File drawers include file hanging bars.
	<i>Pedestal configuration options:</i> 05 = 6/6/12 06 = 3/3/6/12 07 = 12/12 See page 15 for paint finishes.	Additional pedestal accessories must be ordered separately, see page 42.
		Pedestals are available in painted steel only with standard Calibre fronts.
		Standard = 14 ⁷ / ₈ "W x 17 ¹ / ₂ "D x 26 ⁷ / ₈ "H(± ¹ / ₁₆ ")
		Equity = 14 ⁷ / ₈ "W x 17 ¹ / ₂ "D x 27 ³ / ₄ "H(± ¹ / ₁₆ ")
		Calibre pedestals are not compatible with Morrison desk supports.
		<i>Options:</i>
		For Equity height only: To specify Equity "H" series lock, change 4th position in pattern number from a "C" to an "A".
		Calibre pedestals without locks include black, Knoll-logo insert in the same position. Insert may be removed to retrofit a lock later.
		Pedestal accessories, see page 105.

Calibre pedestal floorstanding pedestal - 24" deep

Calibre

description	w	d	h	lock	pattern no.	P1	P2	P3
Floorstanding pedestal 05 = box/box/file 	15"	24"	26 ⁷ / ₈ "		3B24E05	\$570.	\$599.	\$629.
	15"	24"	26 ⁷ / ₈ "	Y	3B24C05 →	597.	628.	660.
	15"	24"	27 ³ / ₄ "		2B24E05	570.	599.	629.
	15"	24"	27 ³ / ₄ "	Y	2B24C05 →	597.	628.	660.
Floorstanding pedestal 06 = personal/personal/box/file 	15"	24"	26 ⁷ / ₈ "		3B24E06	622.	653.	685.
	15"	24"	26 ⁷ / ₈ "	Y	3B24C06	650.	682.	717.
	15"	24"	27 ³ / ₄ "		2B24E06	622.	653.	685.
	15"	24"	27 ³ / ₄ "	Y	2B24C06	650.	682.	717.
Floorstanding pedestal 07 = file/file 	15"	24"	26 ⁷ / ₈ "		3B24E07	546.	574.	603.
	15"	24"	26 ⁷ / ₈ "	Y	3B24C07 →	573.	603.	634.
	15"	24"	27 ³ / ₄ "		2B24E07	546.	574.	603.
	15"	24"	27 ³ / ₄ "	Y	2B24C07 →	573.	603.	634.
Floorstanding pedestal 08 = personal/box/EDP 	15"	24"	26 ⁷ / ₈ "		3B24E08	622.	653.	685.
	15"	24"	26 ⁷ / ₈ "	Y	3B24C08	650.	682.	717.
	15"	24"	27 ³ / ₄ "		2B24E08	622.	653.	685.
	15"	24"	27 ³ / ₄ "	Y	2B24C08	650.	682.	717.

Calibre Front Pedestals

Order Code

Example: 3B24C07-612	
3	Standard height
B	Floorstanding pedestal
24	24" deep
C	Knoll lock
7	File/file
612	Medium metallic grey

Specification Information

To order, specify:

1. Pattern number
2. Pedestal lock options
3. Pedestal configurations
4. Paint finish options

Pedestal lock options:

C Knoll lock
E No lock

Pedestal configuration options:

05 = 6/6/12
06 = 3/3/6/12
07 = 12/12
08 = 3/6/15 See page 15 for paint finishes.

Application Notes

24" floorstanding pedestals to be used beneath 24" deep worksurfaces, credenzas, and return tops.

Pedestals are attached to either end of any worksurface over 30"W. Case construction allows use of pedestals as worksurface support.

Standard depth file drawers accommodate letter-width filing front-to-back and legal width side-to-side.

File drawers include file hanging bars.

Additional pedestal accessories must be ordered separately, see page 42.

Pedestals are available in painted steel only with standard Calibre fronts.

Standard = 14⁷/₈"W x 23¹/₂"D x 26⁷/₈"H(±¹/₁₆")

Equity = 14⁷/₈"W x 23¹/₂"D x 27³/₄"H(±¹/₁₆")

Calibre pedestals are not compatible with Morrison desk supports.

Options:

For Equity height only: To specify Equity "H" series lock, change 4th position in pattern number from a "C" to an "A".

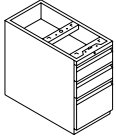
Calibre pedestals without locks include black, Knoll-logo insert in the same position. Insert may be removed to retrofit a lock later.

Pedestal accessories, see page 105.

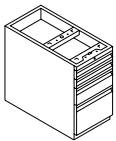
Calibre pedestal floorstanding pedestal - 30" deep

Calibre

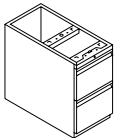
description	w	d	h	lock	pattern no.	P1	P2	P3
Floorstanding pedestal 05 = box/box/file	15"	30"	26 ⁷ / ₈ "		3B30E05	\$599.	\$629.	\$661.
	15"	30"	26 ⁷ / ₈ "	Y	3B30C05 →	627.	658.	692.
	15"	30"	27 ³ / ₄ "		2B30E05	599.	629.	661.
	15"	30"	27 ³ / ₄ "	Y	2B30C05 →	627.	658.	692.



Floorstanding pedestal 06 = personal/personal/box/file	15"	30"	26 ⁷ / ₈ "		3B30E06	685.	721.	758.
	15"	30"	26 ⁷ / ₈ "	Y	3B30C06	714.	749.	787.
	15"	30"	27 ³ / ₄ "		2B30E06	685.	721.	758.
	15"	30"	27 ³ / ₄ "	Y	2B30C06	714.	749.	787.



Floorstanding pedestal 07 = file/file	15"	30"	26 ⁷ / ₈ "		3B30E07	573.	603.	634.
	15"	30"	26 ⁷ / ₈ "	Y	3B30C07 →	602.	631.	663.
	15"	30"	27 ³ / ₄ "		2B30E07	573.	603.	634.
	15"	30"	27 ³ / ₄ "	Y	2B30C07 →	602.	631.	663.



Order Code

Example:	3B30C07-612
3	Standard height
B	Floorstanding pedestal
30	30" deep
C	Knoll lock
7	File/file
612	Medium metallic grey

Specification Information

To order, specify:

1. Pattern number
2. Pedestal lock options
3. Pedestal configurations
4. Paint finish options

Pedestal lock options:

C Knoll lock
E No lock

Pedestal configuration options:

05 = 6/6/12
06 = 3/3/6/12
07 = 12/12See page 15 for paint finishes.

Application Notes

30" floorstanding pedestals to be used beneath 30" deep worksurfaces, credenzas, and return tops.

Pedestals are attached to either end of any worksurface over 30"W. Case construction allows use of pedestals as worksurface support.

Standard depth file drawers accommodate letter-width filing front-to-back and legal width side-to-side.

File drawers include file hanging bars.

Additional pedestal accessories must be ordered separately, see page 42.

Pedestals are available in painted steel only with standard Calibre fronts.

Standard = 14⁷/₈"W x 28¹/₂"D x 26⁷/₈"H(+ 1/16")

Equity = 14⁷/₈"W x 28¹/₂"D x 27³/₄"H(± 1/16")

Calibre pedestals are not compatible with Morrison desk supports.

Options:

For Equity height only: To specify Equity "H" series lock, change 4th position in pattern number from a "C" to an "A".

Calibre pedestals without locks include black, Knoll-logo insert in the same position. Insert may be removed to retrofit a lock later.

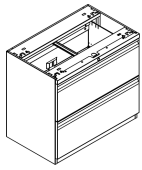
Pedestal accessories, see page 105.

Calibre pedestal

double-wide floorstanding pedestal w/lock - 19" deep

Calibre

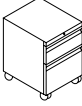
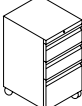
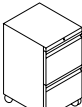
description	type	w	d	h	lock	pattern no.	P1	P2	P3
Double-wide pedestal	Equity height	30"	19"	27 ³ / ₄ "	Y	2DW4CC	\$647.	\$709.	\$746.
	std height	30"	19"	26 ⁷ / ₈ "	Y	3DW4CC	647.	709.	746.
	std height	36"	19"	26 ⁷ / ₈ "	Y	3DW6CC	709.	781.	820.



Order Code	Specification Information	Application Notes
Example: 3DW4CC-613	<i>To order, specify:</i>	The double-wide pedestal incorporates two 12" drawers in a 30" width and is intended for below workstation applications only.
3 Standard height	1. Pattern number	The double-wide pedestal cannot be used as a freestanding standalone item. It is designed to attach to a systems worksurface and therefore does not have a finished top or interlock mechanism to prevent both drawers from being opened simultaneously.
DW Double-wide	2. Paint finish	
4 30" wide	See page 15 for paint finishes.	Includes hanging file bars for letter, legal, front-to-back and side-to-side filing.
C Mobile pedestal		Double-wide pedestal is nominally 19"D and will not fit under 18"D worksurfaces.
C Knoll lock		
613 Silver paint finish		

Calibre pedestal
mobile pedestal - 18" deep
without handle

Calibre

description	w	d	h	lock	pattern no.	P1	P2	P3
Mobile pedestal 01 = box/file 	15"	18"	20 ⁵ / ₈ "	Y	3C18(C/A)01 →	\$697.	\$731.	\$768.
Mobile pedestal 05 = box/box/file 	15"	18"	26 ⁵ / ₈ "	Y	3C18(C/A)05 →	745.	782.	822.
Mobile pedestal 07 = file/file 	15"	18"	26 ⁵ / ₈ "	Y	3C18(C/A)07 →	715.	750.	788.

Order Code	Specification Information	Application Notes
Example: 3C18C01-612	To order specify:	Mobile pedestals to be used beneath 24", 30" or 36" deep worksurfaces, credenzas, and return tops.
3 Standard height	1. Pattern number	Actual dimensions are: All mobile pedestals = 14 ⁷ / ₈ " W x 17 ¹ / ₂ " D
C Mobile pedestal	2. Pedestal lock options	Options: To specify Equity "H" series lock, change 5th position in pattern number from a "C" to an "A".
18 17 ¹ / ₂ " deep	3. Pedestal configurations	Pedestal accessories, see page 105.
C Knoll lock	4. Paint finish options	
01 box/file	Pedestal lock options: C Knoll lock	Mobile pedestals include locking casters.
612 Medium metallic grey	Pedestal configuration options: 01 = 6/12 05 = 6/6/12 07 = 12/12	Mobile pedestals will not fit under machine height worksurfaces.
	See page 15 for paint finishes.	File drawers include file hanging bars.
		Pedestals are available in painted steel and are offered with standard Calibre fronts only.

Calibre pedestal

mobile pedestal - 18" deep

with handle

Calibre

description	w	d	h	lock	pattern no.	P1	P2	P3
Mobile pedestal 01 = box / file	15"	18"	20 ⁵ / ₈ "	Y	3C18(C/A)P01	\$753.	\$789.	\$829.



Mobile pedestal 05 = box / box / file	15"	18"	26 ⁵ / ₈ "	Y	3C18(C/A)P05	804.	840.	883.
--	-----	-----	----------------------------------	---	---------------------	------	------	------



Mobile pedestal 07 = file / file	15"	18"	26 ⁵ / ₈ "	Y	3C18(C/A)P07	773.	809.	851.
-------------------------------------	-----	-----	----------------------------------	---	---------------------	------	------	------



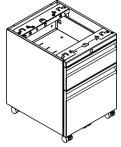
Calibre Front Pedestals

Order Code	Specification Information	Application Notes
Example: 3C18CP01-612	To order specify:	Mobile pedestals to be used beneath 24", 30" or 36" deep worksurfaces, credenzas, and return tops.
3 Standard height	1. Pattern number	Actual dimensions are: All mobile pedestals = 14 ⁷ / ₈ " W x 17 ¹ / ₂ " D
C Mobile pedestal	2. Pedestal lock options	Options: To specify Equity "H" series lock, change 5th position in pattern number from a "C" to an "A".
18 17 ¹ / ₂ " deep	3. Pedestal configurations	Pedestal accessories, see page 105.
C Knoll lock	4. Paint finish options	
P with handle	Pedestal lock options: C Knoll lock	Mobile pedestals include locking casters.
01 box/file		Mobile pedestals will not fit under machine height worksurfaces.
612 Medium metallic grey	Pedestal configuration options: 01 = 6/12 05 = 6/6/12 07 = 12/12	File drawers include file hanging bars.
	See page 15 for paint finishes.	Pedestals are available in painted steel and are offered with standard Calibre fronts only.

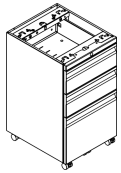
Calibre pedestal
*mobile pedestal - 18" deep
 without top and without handle
 (pedestal cushion ordered separately)*

Calibre

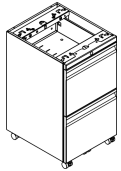
description	w	d	h	locks	pattern no.	P1	P2	P3
Mobile pedestal 01 = box / file	15"	18"	20 ³ / ₈ "	Y	3O18(C/A)01	\$655.	\$691.	\$726.



Mobile pedestal 05 = box / box / file	15"	18"	26 ⁵ / ₈ "	Y	3O18(C/A)05	704.	742.	778.
--	-----	-----	----------------------------------	---	--------------------	------	------	------



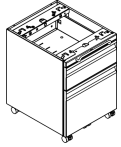
Mobile pedestal 07 = file / file	15"	18"	26 ⁵ / ₈ "	Y	3O18(C/A)07	674.	709.	745.
-------------------------------------	-----	-----	----------------------------------	---	--------------------	------	------	------



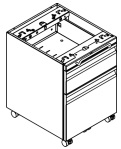
Order Code	Specification Information	Application Notes
Example: 3O18C01-612	To order specify:	Mobile pedestals to be used beneath 24", 30" or 36" deep worksurfaces, credenzas, and return tops.
3 Standard height	1. Pattern number	Actual dimensions are: All mobile pedestals = 14 ⁷ / ₈ " W x 17 ¹ / ₂ " D
O Mobile pedestal without top	2. Pedestal lock options	Options: To specify Equity "H" series lock, change 5th position in pattern number from a "C" to an "A".
18 17 ¹ / ₂ " deep	3. Pedestal configurations	Mobile pedestals include locking casters.
C Knoll lock	4. Paint finish options	Mobile pedestals will not fit under machine height worksurfaces.
01 box/file	Pedestal lock options: C Knoll lock	File drawers include file hanging bars.
612 Medium metallic grey	Pedestal configuration options: 01 = 6/12 05 = 6/6/12 07 = 12/12	Pedestal accessories, see page 105
	See page 15 for paint finishes	Pedestals are available in painted steel and are offered with standard Calibre fronts only.

Calibre pedestal
mobile pedestal - 18" deep
without top and with handle
(pedestal cushion ordered separately)

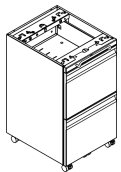
description	w	d	h	lock	pattern no.	P1	P2	P3
Mobile pedestal 01 = box / file	15"	18"	20 ⁵ / ₈ "	Y	3018(C/A)P01	\$714.	\$748.	\$786.



Mobile pedestal 05 = box / box / file	15"	18"	26 ⁵ / ₈ "	Y	3018(C/A)P05	763.	800.	839.
--	-----	-----	----------------------------------	---	---------------------	------	------	------



Mobile pedestal 07 = file / file	15"	18"	26 ⁵ / ₈ "	Y	3018(C/A)P07	732.	769.	807.
-------------------------------------	-----	-----	----------------------------------	---	---------------------	------	------	------

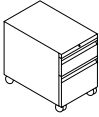
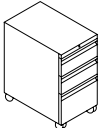
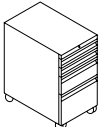
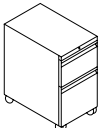


Calibre Front Pedestals

Order Code	Specification Information	Application Notes
Example: 3018P01-612	To order specify:	Mobile pedestals to be used beneath 24", 30" or 36" deep worksurfaces, credenzas, and return tops.
3 Standard height	1. Pattern number	Actual dimensions are: All mobile pedestals = 14 ⁷ / ₈ " W x 17 ¹ / ₂ " D
O Mobile pedestal without top	2. Pedestal lock options	Options: To specify Equity "H" series lock, change 5th position in pattern number from a "C" to an "A".
18 17 ¹ / ₂ " deep	3. Pedestal configurations	Mobile pedestals include locking casters.
C Knoll lock	4. Paint finish options	Mobile pedestals will not fit under machine height worksurfaces.
P with handle	Pedestal lock options: C Knoll lock	File drawers include file hanging bars.
01 box/file	Pedestal configuration options: 01 = 6/12 05 = 6/6/12 07 = 12/12	Pedestals are available in painted steel and are offered with standard Calibre fronts only.
612 Medium metallic grey	See page 15 for paint finishes.	Pedestal accessories, see page 105. All mobile pedestals = 14 ⁷ / ₈ " W x 17 ¹ / ₂ " D Options: To specify Equity "H" series lock, change 5th position in pattern number from a "C" to an "A".

Calibre pedestal
mobile pedestal - 24" deep
without handle

Calibre

description	w	d	h	lock	pattern no.	P1	P2	P3
Mobile pedestal 01 = box/file 	15"	24"	26 ⁵ / ₈ "	Y	3C24(C/A)01 →	\$774.	\$814.	\$855.
Mobile pedestal 05 = box/box/file 	15"	24"	26 ⁵ / ₈ "	Y	3C24(C/A)05 →	826.	866.	910.
Mobile pedestal 06 = personal/ personal/box/file 	15"	24"	26 ⁵ / ₈ "	Y	3C24(C/A)06	874.	918.	965.
Mobile pedestal 07 = file/file 	15"	24"	26 ⁵ / ₈ "	Y	3C24(C/A)07 →	792.	833.	876.

Order Code

Example: 3C24C01-612	
3	Standard height
C	Mobile pedestal
24	23 1/2" deep
C	Knoll lock
01	box/file
612	Medium metallic grey

Specification Information

To order specify:

1. Pattern number
2. Pedestal lock options
3. Pedestal configurations
4. Paint finish options

Pedestal lock options:
C Knoll lock

Pedestal configuration options:
01 = 6/12
05 = 6/6/12
06 = 3/3/6/12
07 = 12/12
08 = 3/6/15
09 = 3/6/12

See page 15 for paint finishes.

Application Notes

Mobile pedestals to be used beneath 24", 30" or 36" deep worksurfaces, credenzas, and return tops.

Mobile pedestals include locking casters.

26⁵/₈" Mobile pedestals will not fit under machine height worksurfaces.

File drawers include file hanging bars.

Additional pedestal accessories must be ordered separately.

Pedestals are available in painted steel and are offered with standard Calibre fronts only.

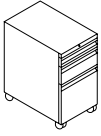
Actual dimensions are:
All mobile pedestals =
14 7/8" W x 23 1/2"D

Options:
To specify Equity "H" series lock, change 5th position in pattern number from a "C" to an "A".
Pedestal accessories, see page 105.

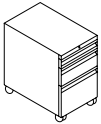
Calibre pedestal
mobile pedestal - 24" deep
without handle

Calibre

description	w	d	h	lock	pattern no.	P1	P2	P3
Mobile pedestal 08 = personal/box/EDP	15"	24"	26 ⁵ / ₈ "	Y	3C24(C/A)08	\$846.	\$889.	\$934.



Mobile pedestal 09 = personal/box/file	15"	24"	23 ⁵ / ₈ "	Y	3C24(C/A)09	812.	854.	896.
---	-----	-----	----------------------------------	---	--------------------	------	------	------



Calibre Front Pedestals

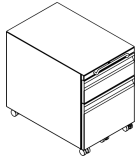
Order Code	Specification Information	Application Notes
Example: 3C24C01-612	To order specify:	Mobile pedestals to be used beneath 24", 30" or 36" deep worksurfaces, credenzas, and return tops.
3 Standard height	1. Pattern number	Actual dimensions are: All mobile pedestals = 14 ⁷ / ₈ " W x 23 ¹ / ₂ " D
C Mobile pedestal	2. Pedestal lock options	Options: To specify Equity "H" series lock, change 5th position in pattern number from a "C" to an "A".
24 23 ¹ / ₂ " deep	3. Pedestal configurations	Pedestal accessories, see page 105.
C Knoll lock	4. Paint finish options	
01 box/file	Pedestal lock options: C Knoll lock	26 ⁵ / ₈ " Mobile pedestals will not fit under machine height worksurfaces.
612 Medium metallic grey		File drawers include file hanging bars.
	Pedestal configuration options: 01 = 6/12 05 = 6/6/12 06 = 3/3/6/12 07 = 12/12 08 = 3/6/15 09 = 3/6/12	Additional pedestal accessories must be ordered separately.
		Pedestals are available in painted steel and are offered with standard Calibre fronts only.

See page 15 for paint finishes.

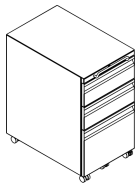
Calibre pedestal
mobile pedestal - 24" deep
with handle

Calibre

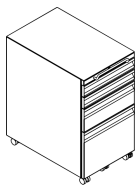
description	w	d	h	lock	pattern no.	P1	P2	P3
Mobile pedestal 01 = box / file	15"	24"	20 ⁵ / ₈ "	Y	3C24(C/A)P01	\$832.	\$871.	\$916.



Mobile pedestal 05 = box / box / file	15"	24"	26 ⁵ / ₈ "	Y	3C24(C/A)P05	884.	925.	972.
--	-----	-----	----------------------------------	---	---------------------	------	------	------



Mobile pedestal 06 = personal / personal / box / file	15"	24"	26 ⁵ / ₈ "	Y	3C24(C/A)P06	932.	975.	1,024.
--	-----	-----	----------------------------------	---	---------------------	------	------	--------



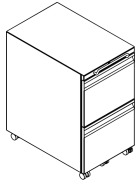
Order Code	Specification Information	Application Notes
Example: 3C24CP01-612	To order specify:	Mobile pedestals to be used beneath 24", 30" or 36" deep worksurfaces, credenzas, and return tops.
3 Standard height	1. Pattern number	Actual dimensions are: All mobile pedestals = 14 ⁷ / ₈ " W x 23 ¹ / ₂ " D
C Mobile pedestal	2. Pedestal lock options	
24 23 ¹ / ₂ " deep	3. Pedestal configurations	Options: To specify Equity "H" series lock, change 5th position in pattern number from a "C" to an "A".
C Knoll lock	4. Paint finish options	Pedestal accessories, see page 105.
P with handle	Pedestal lock options: C Knoll lock	26 ⁵ / ₈ " Mobile pedestals will not fit under machine height worksurfaces.
01 box/file	Pedestal configuration options: 01 = 6/12 05 = 6/6/12 06 = 3/3/6/12 07 = 12/12 08 = 3/6/15 09 = 3/6/12	File drawers include file hanging bars.
612 Medium metallic grey	See page 15 for paint finishes.	Additional pedestal accessories must be ordered separately.
		Pedestals are available in painted steel and are offered with standard Calibre fronts only.

Calibre pedestal

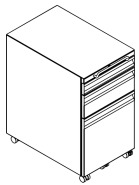
mobile pedestal - 24" deep with handle

Calibre

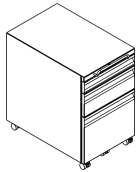
description	w	d	h	lock	pattern no.	P1	P2	P3
Mobile pedestal 07 = file / file	15"	24"	20 ⁵ / ₈ "	Y	3C24(C/A)P07	\$852.	\$891.	\$936.



Mobile pedestal 08 = personal / box / EDP	15"	24"	26 ⁵ / ₈ "	Y	3C24(C/A)P08	905.	947.	995.
--	-----	-----	----------------------------------	---	---------------------	------	------	------



Mobile pedestal 09 = personal / box / file	15"	24"	23 ⁵ / ₈ "	Y	3C24(C/A)P09	870.	911.	956.
---	-----	-----	----------------------------------	---	---------------------	------	------	------



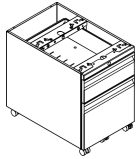
Calibre Front Pedestals

Order Code	Specification Information	Application Notes
Example: 3C24CP01-612	To order specify:	Mobile pedestals to be used beneath 24", 30" or 36" deep worksurfaces, credenzas, and return tops.
3 Standard height	1. Pattern number	Actual dimensions are: All mobile pedestals = 14 ⁷ / ₈ " W x 23 ¹ / ₂ " D
C Mobile pedestal	2. Pedestal lock options	
24 23 ¹ / ₂ " deep	3. Pedestal configurations	
C Knoll lock	4. Paint finish options	
P with handle	Pedestal lock options:	Mobile pedestals include locking casters.
01 box/file	C Knoll lock	
612 Medium metallic grey	Pedestal configuration options:	26 ⁵ / ₈ " Mobile pedestals will not fit under machine height worksurfaces.
	01 = 6/12	Options: To specify Equity "H" series lock, change 5th position in pattern number from a "C" to an "A". Pedestal accessories, see page 105.
	05 = 6/6/12	
	06 = 3/3/6/12	
	07 = 12/12	
	08 = 3/6/15	
	09 = 3/6/12	
	See page 15 for paint finishes.	File drawers include file hanging bars.
		Additional pedestal accessories must be ordered separately.
		Pedestals are available in painted steel and are offered with standard Calibre fronts only.

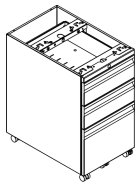
Calibre pedestal
*mobile pedestal - 24" deep
 without top
 (pedestal cushion ordered separately)*

Calibre

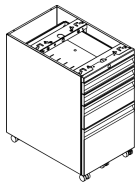
description	w	d	h	lock	pattern no.	P1	P2	P3
Mobile pedestal 01 = box / file	15"	24"	20 ⁵ / ₈ "	Y	3O24(C/A)01	\$733.	\$773.	\$811.



Mobile pedestal 05 = box / box / file	15"	24"	26 ⁵ / ₈ "	Y	3O24(C/A)05	785.	827.	867.
--	-----	-----	----------------------------------	---	--------------------	------	------	------



Mobile pedestal 06 = personal / personal / box / file	15"	24"	26 ⁵ / ₈ "	Y	3O24(C/A)06	832.	878.	921.
--	-----	-----	----------------------------------	---	--------------------	------	------	------

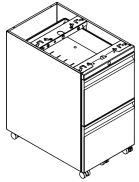


Order Code	Specification Information	Application Notes
Example: 3O24C01-612	To order specify:	Mobile pedestals to be used beneath 24", 30" or 36" deep worksurfaces, credenzas, and return tops.
3 Standard height	1. Pattern number	Actual dimensions are: All mobile pedestals = 14 ⁷ / ₈ " W x 23 ¹ / ₂ " D
O Mobile pedestal without top	2. Pedestal lock options	
24 23 ¹ / ₂ " deep	3. Pedestal configurations	
C Knoll lock	4. Paint finish options	
01 box/file	Pedestal lock options: C Knoll lock	Mobile pedestals include locking casters.
612 Medium metallic grey	Pedestal configuration options: 01 = 6/12 05 = 6/6/12 06 = 3/3/6/12 07 = 12/12 08 = 3/6/15 09 = 3/6/12	26 ⁵ / ₈ " Mobile pedestals will not fit under machine height worksurfaces.
	See page 15 for paint finishes.	Options: To specify Equity "H" series lock, change 5th position in pattern number from a "C" to an "A". Pedestal accessories, see page 105.
		File drawers include file hanging bars. Additional pedestal accessories must be ordered separately.
		Pedestals are available in painted steel and are offered with standard Calibre fronts only.

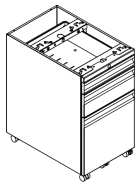
Calibre pedestal
*mobile pedestal - 24" deep
 without top
 (pedestal cushion ordered separately)*

Calibre

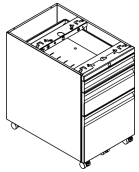
description	w	d	h	lock	pattern no.	P1	P2	P3
Mobile pedestal 07 = file / file	15"	24"	26 ⁵ / ₈ "	Y	3024(C/A)07	\$751.	\$792.	\$832.



Mobile pedestal 08 = personal / box / EDP	15"	24"	26 ⁵ / ₈ "	Y	3024(C/A)08	806.	850.	891.
--	-----	-----	----------------------------------	---	--------------------	------	------	------



Mobile pedestal 09 = personal / box / file	15"	24"	26 ⁵ / ₈ "	Y	3024(C/A)09	772.	812.	854.
---	-----	-----	----------------------------------	---	--------------------	------	------	------



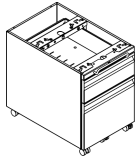
Calibre Front Pedestals

Order Code	Specification Information	Application Notes
Example: 3024C01-612	To order specify:	Mobile pedestals to be used beneath 24", 30" or 36" deep worksurfaces, credenzas, and return tops.
3 Standard height	1. Pattern number	Actual dimensions are: All mobile pedestals = 14 ⁷ / ₈ " W x 23 ¹ / ₂ " D
O Mobile pedestal without top	2. Pedestal lock options	Options: To specify Equity "H" series lock, change 5th position in pattern number from a "C" to an "A".
24 23 ¹ / ₂ " deep	3. Pedestal configurations	Pedestal accessories, see page 105.
C Knoll lock	4. Paint finish options	
01 box/file	Pedestal lock options: C Knoll lock	Mobile pedestals include locking casters.
612 Medium metallic grey	Pedestal configuration options: 01 = 6/12 05 = 6/6/12 06 = 3/3/6/12 07 = 12/12 08 = 3/6/15 09 = 3/6/12	26 ⁵ / ₈ " Mobile pedestals will not fit under machine height worksurfaces.
	See page 15 for paint finishes.	File drawers include file hanging bars.
		Additional pedestal accessories must be ordered separately.
		Pedestals are available in painted steel and are offered with standard Calibre fronts only.

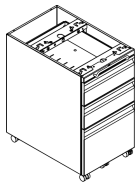
Calibre pedestal
*mobile pedestal - 24" deep
 without top and with handle
 (pedestal cushion ordered separately)*

Calibre

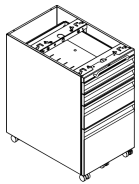
description	w	d	h	lock	pattern no.	P1	P2	P3
Mobile pedestal 01 = box / file	15"	24"	20 ⁵ / ₈ "	Y	3024(C/A)P01	\$791.	\$831.	\$873.



Mobile pedestal 05 = box / box / file	15"	24"	26 ⁵ / ₈ "	Y	3024(C/A)P05	842.	885.	929.
--	-----	-----	----------------------------------	---	---------------------	------	------	------



Mobile pedestal 06 = personal / box / file	15"	24"	26 ⁵ / ₈ "	Y	3024(C/A)P06	890.	935.	980.
---	-----	-----	----------------------------------	---	---------------------	------	------	------

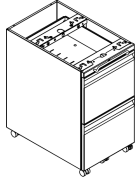


Order Code	Specification Information	Application Notes
Example: 3024CP01-612	To order specify:	Mobile pedestals to be used beneath 24", 30" or 36" deep worksurfaces, credenzas, and return tops.
3 Standard height	1. Pattern number	Actual dimensions are: All mobile pedestals = 14 ⁷ / ₈ " W x 23 ¹ / ₂ " D
O Mobile pedestal without top	2. Pedestal lock options	
24 23 ¹ / ₂ " deep	3. Pedestal configurations	
C Knoll lock	4. Paint finish options	
P with handle	Pedestal lock options: C Knoll lock	Mobile pedestals include locking casters.
01 box/file		26 ⁵ / ₈ " Mobile pedestals will not fit under machine height worksurfaces.
612 Medium metallic grey	Pedestal configuration options: 01 = 6/12 05 = 6/6/12 06 = 3/3/6/12 07 = 12/12 08 = 3/6/15 09 = 3/6/12	Options: To specify Equity "H" series lock, change 5th position in pattern number from a "C" to an "A". Pedestal accessories, see page 105.
	See page 15 for paint finishes.	File drawers include file hanging bars. Additional pedestal accessories must be ordered separately.
		Pedestals are available in painted steel and are offered with standard Calibre fronts only.

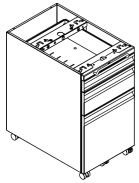
Calibre pedestal
*mobile pedestal - 24" deep
 without top and with handle
 (pedestal cushion ordered separately)*

Calibre

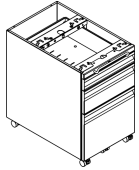
description	w	d	h	lock	pattern no.	P1	P2	P3
Mobile pedestal 07 = file / file	15"	24"	20 ⁵ / ₈ "	Y	3O24(C/A)P07	\$810.	\$852.	\$894.



Mobile pedestal 08 = personal / box / EDP	15"	24"	26 ⁵ / ₈ "	Y	3O24(C/A)P08	863.	907.	951.
--	-----	-----	----------------------------------	---	---------------------	------	------	------



Mobile pedestal 09 = personal / box / file	15"	24"	26 ⁵ / ₈ "	Y	3O24(C/A)P09	830.	870.	914.
---	-----	-----	----------------------------------	---	---------------------	------	------	------



Calibre Front Pedestals

Order Code	Specification Information	Application Notes	
Example: 3O24CP01-612	To order specify:	Mobile pedestals to be used beneath 24", 30" or 36" deep worksurfaces, credenzas, and return tops.	
3 Standard height	1. Pattern number	Actual dimensions are: All mobile pedestals = 14 ⁷ / ₈ " W x 23 ¹ / ₂ " D	
O Mobile pedestal without top	2. Pedestal lock options		
24 23 ¹ / ₂ " deep	3. Pedestal configurations		
C Knoll lock	4. Paint finish options		
P with handle	Pedestal lock options: C Knoll lock	Mobile pedestals include locking casters.	
01 box/file	Pedestal configuration options: 01 = 6/12 05 = 6/6/12 06 = 3/3/6/12 07 = 12/12 08 = 3/6/15 09 = 3/6/12	26 ⁵ / ₈ " Mobile pedestals will not fit under machine height worksurfaces.	
612 Medium metallic grey		File drawers include file hanging bars.	
		Additional pedestal accessories must be ordered separately.	
		Options: To specify Equity "H" series lock, change 5th position in pattern number from a "C" to an "A".	
		See page 15 for paint finishes.	Pedestal accessories, see page 105.
			Pedestals are available in painted steel and are offered with standard Calibre fronts only.





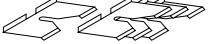

Calibre pedestal

mobile conference pedestal - 24" deep

Calibre

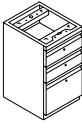
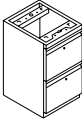
description	w	d	h	lock	pattern no.	P1	P2	P3
Mobile conference pedestal 05 = box/box/file	18"	24"	27 1/2"	Y	3D24(C/A)05	\$1,084.	\$1,124.	\$1,180.
Mobile conference pedestal 06 = personal/personal/box/file	18"	24"	27 1/2"	Y	3D24(C/A)06	1,130.	1,174.	1,233.
Mobile conference pedestal 07 = file/file	18"	24"	27 1/2"	Y	3D24(C/A)07	1,053.	1,091.	1,146.
Mobile conference pedestal 08 = personal/box/EDP	18"	24"	24 1/2"	Y	3D24(C/A)08	1,104.	1,148.	1,205.
Mobile conference pedestal 09 = personal/box/file	18"	24"	20 1/2"	Y	3D24(C/A)09	1,072.	1,112.	1,167.

Order Code	Specification Information	Application Notes
Example: 3D24C07-613 M12	<i>To order, specify:</i>	Conference pedestal is a 24" deep mobile pedestal with a folding 7/8" thick laminate top. Two wings fold up to create a small oval meeting table, and fold down so the pedestal can be rolled beneath worksurfaces when not in use.
3D Conference pedestal	1. Pattern number	
24 24" deep	2. Paint finish	
C Knoll lock	3. Laminate finish	Overall width with worksurface up is 36". With worksurface folded it is 18" wide.
07 file/file	<i>Laminate finishes:</i>	
613 Silver paint	Conference pedestal is available in the standard laminates as listed on page 7 plus the additional Interaction laminates as listed below.	To specify Equity "H" series lock, change 5th position in pattern number from a "C" to an "A".
M12 Yellow laminate	LN Black	
	M2 Light Grey	See the KnollKey lock program as listed on page 171 for additional keying information.
	M12 Yellow	
	M15 Blue	
	M33 Red	
	M42 Soft Grey	
	<i>Edge:</i>	Conference pedestal leadtime is 8 weeks.
	Top edge is black.	

description	type	pattern no.	list price
File support 		CD1-FS	\$24.
Pencil tray 		CD1-PT	28.
Drawer divider, box 		CD1-BD	24.
Drawer divider, file 		CD1-FD	24.
Stationery inserts, four trays, for box drawer 		CD1-ST	123.
Base fascia 	Equity height	CPKPE	21.
	Morrison height	CPKP	21.

Order Code	Specification Information	Application Notes
Example: CPKP-613	<i>To order, specify:</i>	File support bars come in a set of two.
C Calibre	1. Pattern number	Pencil tray accommodates personal and box drawer sizes.
P Pedestal	2. Paint finish for base fascia	Dimensions listed are actual ($\pm 1/16''$).
K Kick		Stationery inserts (four trays, for box drawer).
P Plate		All accessories are finished in black.
613 Silver paint finish		The base fascia should be specified when pedestals are to be used near Calibre Files. The fascia extends the base forward to match the drawer front. Specify paint finish.

Floorstanding pedestals with individual drawer locks - 18", 24" and 30" deep

description	w	d	h	Security Separator	pattern no.	P1	P2	P3
Floorstanding pedestal 05 = box/box/file 	15"	18"	26 ⁷ / ₈ "		3B18W05	\$652.	\$677.	\$710.
	15"	18"	26 ⁷ / ₈ "	Y	3B18X05	687.	712.	748.
	15"	18"	27 ³ / ₄ "		2B18W05	652.	677.	710.
	15"	18"	27 ³ / ₄ "	Y	2B18X05	687.	712.	748.
	15"	24"	26 ⁷ / ₈ "		3B24W05	709.	739.	776.
	15"	24"	26 ⁷ / ₈ "	Y	3B24X05	745.	774.	812.
	15"	24"	27 ³ / ₄ "		2B24W05	709.	739.	776.
	15"	24"	27 ³ / ₄ "	Y	2B24X05	745.	774.	812.
	15"	30"	26 ⁷ / ₈ "		3B30W05	739.	770.	808.
	15"	30"	26 ⁷ / ₈ "	Y	3B30X05	774.	805.	845.
	15"	30"	27 ³ / ₄ "		2B30W05	739.	770.	808.
	15"	30"	27 ³ / ₄ "	Y	2B30X05	774.	805.	845.
Floorstanding pedestal 07 = file/file 	15"	18"	26 ⁷ / ₈ "		3B18W07	584.	610.	640.
	15"	18"	26 ⁷ / ₈ "	Y	3B18X07	618.	645.	677.
	15"	18"	27 ³ / ₄ "		2B18W07	584.	610.	640.
	15"	18"	27 ³ / ₄ "	Y	2B18X07	618.	645.	677.
	15"	24"	26 ⁷ / ₈ "		3B24W07	646.	673.	706.
	15"	24"	26 ⁷ / ₈ "	Y	3B24X07	669.	697.	731.
	15"	24"	27 ³ / ₄ "		2B24W07	646.	673.	706.
	15"	24"	27 ³ / ₄ "	Y	2B24X07	669.	697.	731.
	15"	30"	26 ⁷ / ₈ "		3B30W07	668.	697.	731.
	15"	30"	26 ⁷ / ₈ "	Y	3B30X07	702.	731.	768.
	15"	30"	27 ³ / ₄ "		2B30W07	668.	697.	731.
	15"	30"	27 ³ / ₄ "	Y	2B30X07	702.	731.	768.

Order Code	Specification Information	Application Notes
Example: 3B18W07-612 3 Standard height B Floorstanding pedestal 18 18" deep W Individual locking drawers 7 File/file 612 Medium metallic grey	To order, specify: 1. Pattern number 2. Pedestal configurations 3. Paint finish options Pedestal configuration options: 05 =6/6/12 07 =12/12	18" floorstanding pedestals to be used beneath 18" deep worksurfaces, credenzas, and return tops. Pedestals are attached to either end of any worksurface over 30"W. Case construction allows use of pedestals as worksurface support. Standard depth file drawers accommodate letter-width filing front-to-back and legal width side-to-side. File drawers include file hanging bars. All locks on individually locking components must be specified as key-alike using the KnollKey lock program as listed on page 171.

Additional pedestal accessories must be ordered separately. See page 105.

Actual dimensions are:

Standard = 14⁷/₈"W x 17¹/₂"D x 26⁷/₈"H(±¹/₁₆")

Equity = 14⁷/₈"W x 17¹/₂"D x 27³/₄"H(±¹/₁₆")

Calibre pedestals are not compatible with Morrison desk supports.

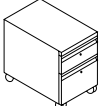
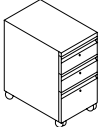
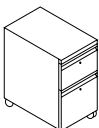
Options:

Pedestal accessories, see page 105.

Calibre pedestal

Calibre

Mobile pedestal with individual locks - 18" and 24" deep without handle

description	w	d	h	Security separator	pattern no.	P1	P2	P3
Mobile pedestal 01 = box/file 	15"	18"	20 ⁵ / ₈ "		3C18W01	\$762.	\$797.	\$836.
	15"	18"	20 ⁵ / ₈ "	Y	3C18X01	785.	819.	860.
	15"	24"	20 ⁵ / ₈ "		3C24W01	839.	880.	923.
	15"	24"	20 ⁵ / ₈ "	Y	3C24X01	862.	903.	947.
Mobile pedestal 05 = box/box/file 	15"	18"	26 ⁵ / ₈ "		3C18W05	857.	894.	940.
	15"	18"	26 ⁵ / ₈ "	Y	3C18X05	891.	929.	975.
	15"	24"	26 ⁵ / ₈ "		3C24W05	937.	978.	1,027.
	15"	24"	26 ⁵ / ₈ "	Y	3C24X05	972.	1,014.	1,065.
Mobile pedestal 07 = file/file 	15"	30"	26 ⁵ / ₈ "		3C18W07	780.	816.	857.
	15"	30"	26 ⁵ / ₈ "		3C24W07	858.	898.	944.
	15"	30"	26 ⁵ / ₈ "	Y	3C18X07	804.	839.	882.
	15"	30"	26 ⁵ / ₈ "	Y	3C24X07	882.	922.	969.

Calibre Front Pedestals with Individual Locking Drawers

Order Code

Example:	3C24W05-613
3	Standard height
C	Mobile pedestal
24	23 ¹ / ₂ " deep
W	Individual locks
05	Box/box/file
613	Silver paint finish

Specification Information

To order, specify:

1. Pattern number
2. Pedestal configurations
3. Paint finish options

Pedestal lock options:

C Knoll lock
 E No lock

Pedestal configuration options:

01 =6/12
 05 =6/6/12
 07 =12/12See page 15 for paint finishes.

Application Notes

Mobile pedestals to be used beneath 24", 30", and 36" deep worksurfaces, credenzas, and return tops.

Mobile pedestals include locking casters.

26⁵/₈" mobile pedestals will not fit under machine height worksurfaces.

File drawers include file hanging bars.

Additional pedestal accessories must be ordered separately.

Pedestals are available in painted steel and are offered with standard Calibre fronts only.

Actual dimensions are:

All mobile pedestals = 14⁷/₈"W x 29¹/₂"D(±¹/₁₆"")

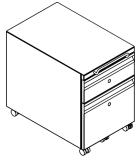
All locks on individually locking components must be specified as key-alike using KnollKey lock program as listed on page 171.

Calibre pedestal

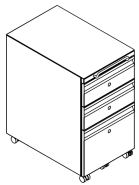
Calibre

Mobile pedestal with individual locks - 18" and 24" deep with handle

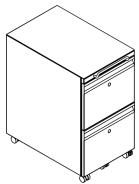
description	w	d	h	separator	pattern no.	P1	P2	P3
Mobile pedestal 01 = box / file	15"	18"	20 ⁵ / ₈ "		3C18WP01	\$819.	\$855.	\$897.
	15"	18"	20 ⁵ / ₈ "	Y	3C18XP01	842.	879.	922.
	15"	24"	20 ⁵ / ₈ "		3C24WP01	897.	937.	984.
	15"	24"	20 ⁵ / ₈ "	Y	3C24XP01	921.	962.	1,010.



Mobile pedestala 05 = box / box / file	15"	24"	26 ⁵ / ₈ "		3C24WP05	996.	1,038.	1,089.
	15"	18"	26 ⁵ / ₈ "		3C18WP05	916.	952.	1,000.
	15"	18"	26 ⁵ / ₈ "	Y	3C18XP05	916.	952.	1,000.
	15"	24"	26 ⁵ / ₈ "	Y	3C24XP05	1,031.	1,072.	1,126.



Mobile pedestal 07 = file / file	15"	18"	26 ⁵ / ₈ "		3C18WP07	838.	876.	919.
	15"	18"	26 ⁵ / ₈ "	Y	3C18XP07	861.	897.	943.
	15"	24"	26 ⁵ / ₈ "		3C24WP07	917.	957.	1,004.
	15"	24"	26 ⁵ / ₈ "	Y	3C24XP07	940.	979.	1,029.



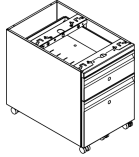
Order Code	Specification Information	Application Notes
Example: 3C18WP01-612	To order specify:	Mobile pedestals to be used beneath 24", 30" or 36" deep worksurfaces, credenzas, and return tops.
3 Standard height	1. Pattern number	Actual dimensions are: All mobile pedestals = 14 ⁷ / ₈ " W x 17 ¹ / ₂ " D
C Mobile pedestal	2. Pedestal lock options	14 ⁷ / ₈ " W x 23 ¹ / ₂ " D
18 17 ¹ / ₂ " deep	3. Pedestal configurations	Pedestal accessories, see page 105.
W Without separator	4. Paint finish options	
P with handle	Pedestal lock options: C Knoll lock	Mobile pedestals include locking casters.
01 box/file		Mobile pedestals will not fit under machine height worksurfaces.
612 Medium metallic grey	Pedestal configuration options: 01 = 6/12 05 = 6/6/12 07 = 12/12	File drawers include file hanging bars.
	See page 15 for paint finishes.	Pedestals are available in painted steel and are offered with standard Calibre fronts only.
		X units include security separator(s)

Calibre pedestal

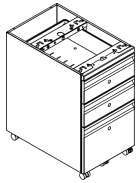
Calibre

Mobile pedestal with individual locks - 18" and 24" deep without top (pedestal cushion ordered separately)

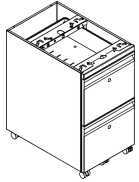
description	w	d	h	separator	pattern no.	P1	P2	P3
Mobile pedestal 01 = box / file	15"	18"	20 ⁵ / ₈ "		3O18W01	\$721.	\$755.	\$792.
	15"	18"	20 ⁵ / ₈ "	Y	3O18X01	744.	778.	817.
	15"	24"	20 ⁵ / ₈ "		3O24W01	799.	838.	881.
	15"	24"	20 ⁵ / ₈ "	Y	3O24X01	822.	861.	905.



Mobile pedestal 05 = box / box / file	15"	18"	26 ⁵ / ₈ "		3O18W05	816.	854.	896.
	15"	18"	26 ⁵ / ₈ "	Y	3O18X05	852.	888.	933.
	15"	24"	26 ⁵ / ₈ "		3O24W05	896.	939.	986.
	15"	24"	26 ⁵ / ₈ "	Y	3O24X05	932.	973.	1,022.



Mobile pedestal 07 = file / file	15"	18"	26 ⁵ / ₈ "		3O18W07	739.	775.	814.
	15"	18"	26 ⁵ / ₈ "	Y	3O18X07	763.	799.	838.
	15"	24"	26 ⁵ / ₈ "		3O24W07	817.	858.	900.
	15"	24"	26 ⁵ / ₈ "	Y	3O24X07	840.	882.	925.



Calibre Front Pedestals with Individual Locking Drawers

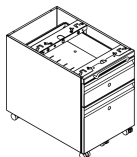
Order Code	Specification Information	Application Notes
Example: 3O18W01-612	To order specify:	Mobile pedestals to be used beneath 24", 30" or 36" deep worksurfaces, credenzas, and return tops.
3 Standard height	1. Pattern number	Actual dimensions are: All mobile pedestals = 14 ⁷ / ₈ " W x 17 ¹ / ₂ " D
O Mobile pedestal without top	2. Pedestal lock options	14 ⁷ / ₈ " W x 23 ¹ / ₂ " D
18 17 ¹ / ₂ " deep	3. Pedestal configurations	Pedestal accessories, see page 105.
W Without separator	4. Paint finish options	
01 box/file	Pedestal lock options: C Knoll lock	Mobile pedestals include locking casters.
612 Medium metallic grey	Pedestal configuration options: 01 = 6/12 05 = 6/6/12 07 = 12/12	Mobile pedestals will not fit under machine height worksurfaces.
	See page 15 for paint finishes.	File drawers include file hanging bars.
		Pedestals are available in painted steel and are offered with standard Calibre fronts only.
		X units include security separator(s)

Calibre pedestal

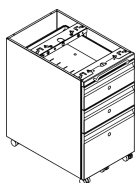
Calibre

Mobile pedestal with individual locks - 18" and 24" deep without top and with handle (pedestal cushion ordered separately)

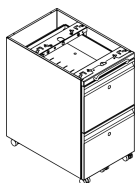
description	w	d	h	separator	pattern no.	P1	P2	P3
Mobile pedestal	15"	18"	20 ⁵ / ₈ "		3O18WP01	\$778.	\$793.	\$855.
01 = box / file	15"	18"	20 ⁵ / ₈ "	Y	3O18XP01	803.	837.	880.
	15"	24"	20 ⁵ / ₈ "		3O24WP01	857.	896.	942.
	15"	24"	20 ⁵ / ₈ "	Y	3O24XP01	881.	920.	967.



Mobile pedestal	15"	18"	26 ⁵ / ₈ "		3O18WP05	876.	911.	956.
05 = box / box / file	15"	18"	26 ⁵ / ₈ "	Y	3O18XP05	909.	946.	994.
	15"	24"	26 ⁵ / ₈ "		3O24WP05	954.	997.	1,046.
	15"	24"	26 ⁵ / ₈ "	Y	3O24XP05	990.	1,032.	1,084.



Mobile pedestal	15"	18"	26 ⁵ / ₈ "		3O18WP07	798.	833.	876.
07 = file / file	15"	18"	26 ⁵ / ₈ "	Y	3O18XP07	820.	857.	899.
	15"	24"	26 ⁵ / ₈ "		3O24WP07	877.	917.	964.
	15"	24"	26 ⁵ / ₈ "	Y	3O24XP07	898.	940.	987.

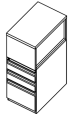


Order Code	Specification Information	Application Notes
Example: 3O18WP01-612	To order specify:	Mobile pedestals to be used beneath 24", 30" or 36" deep worksurfaces, credenzas, and return tops.
3 Standard height	1. Pattern number	Pedestals are available in painted steel and are offered with standard Calibre fronts only.
O Mobile pedestal without top	2. Pedestal lock options	Actual dimensions are:
18 17 1/2" deep	3. Pedestal configurations	All mobile pedestals = 14 7/8"W x 23 1/2"D
W Without separator	4. Paint finish options	<i>Options:</i>
P with handle	Pedestal lock options:	To specify Equity "H" series lock, change 5th position in pattern number from a "C" to an "A".
01 box/file	C Knoll lock	Pedestal accessories, see page 105.
612 Medium metallic grey	Pedestal configuration options:	
	01 = 6/12	Mobile pedestals will not fit under machine height worksurfaces.
	05 = 6/6/12	Mobile pedestals include locking casters.
	07 = 12/12	File drawers include file hanging bars.
	See page 15 for paint finishes.	Pedestals are available in painted steel and are offered with standard Calibre fronts only.

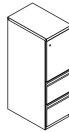
description	type	w	d	height	lock	pattern no.	P1	P2	P3
42" High Side Access Bookcase tower with two file drawers (right hand shown)	left hand	14 7/8"	23 1/2"	41 5/16"	Y	CT3SBLH4215FFL	\$849.	\$934.	\$980.
	right hand	14 7/8"	23 1/2"	41 5/16"	Y	CT3SBRH4215FFL	849.	934.	980.



42" High Side Access Bookcase tower with two box and one file drawer (right hand shown)	left hand	14 7/8"	23 1/2"	41 5/16"	Y	CT3SBLH4215BBFL	903.	994.	1,043.
	right hand	14 7/8"	23 1/2"	41 5/16"	Y	CT3SBRH4215BBFL	903.	994.	1,043.

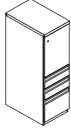


50" High Single Door tower with two file drawers (right hand shown)	left hand	14 7/8"	23 1/2"	48 5/16"	Y	CT3SLH5015FFL	937.	1,031.	1,082.
	right hand	14 7/8"	23 1/2"	48 5/16"	Y	CT3SRH5015FFL	937.	1,031.	1,082.

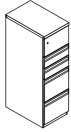


Order Code	Specification Information	Application Notes	Critical Dimensions
Example: CT3SBLH4215BBFL-111			
CT3 Calibre Storage Tower	<p>For non-locking towers, deduct \$60 from the list price for single door and double door units or \$75 list for units with wardrobe. Substitute the "L" suffix with a "N" within the pattern number to designate a non-locking unit, example (CT3SLH5015BBFN)</p> <p>"M" drawer consisting of a box drawer body with a file drawer head are available by substituting any two "B" or any one "F" character within the pattern number, example (CT3SLH5015MFN). Multiple "M" drawers may be specified providing they equal the total modules available.</p> <p>A 6" drawer, behind a cupboard door is available by adding the numeral 1 to the end of the pattern number, example (CT3SLH6415BBFFL1) Note: 6" drawers behind doors are not available within the wardrobe portion of towers. Drawers behind doors can be specified with fronts painted in one of six accent colors. If an accent color is not selected the fronts will be painted black. Accent colors include, (MEY) Memo Yellow, (MRG) Marine Grey, (SFG) Seafoam Green, (REG) Robbins Egg Blue, (SSP) Sunset Pink and (KRD) Knoll Red.</p>	<p>Hanging rails and other accessories are not included and must be ordered separately. Hanging rails are included with 24" and 30" wide lateral drawers only. (See <i>Tower Accessories for pricing and order entry information</i>)</p> <p>Half depth adjustable shelves and coat hooks may be ordered separately allowing the cupboard area of 15", 24" and 30" wide towers to support binders as well as shorter coats. (See <i>Tower Accessories for pricing and order entry information</i>)</p> <p>Single door towers: Include (2) locks</p> <p>Double door towers: Include (2) locks</p> <p>Wardrobe towers: Include (3) locks</p> <p>15" wide Side Access Bookcase and Display towers: Include (1) lock</p> <p>24" wide Side Access Bookcase and Display towers: Include (2) locks</p>	<p>Dimensions under w, d and h are actual to the nearest 1/16"</p> <p>42", 50" and 64" Tower Internal Dimensions</p> <ul style="list-style-type: none"> • Box and M drawer height: 4 5/16" • Box and M drawer width: 12 1/16" • Box and M drawer depth: 18 3/8" • File drawer height: 9 1/4" • File drawer width: 12 1/16" • File drawer depth: 18 3/8" <p>Note: All towers are configured from the top down with standard combinations of box and file drawers.</p> <p>Note: Drawer behind door list pricing is as follows: 1=\$250</p>
SB Side Access Bookcase			
LH Left Hand Access			
42 42" High			
15 15" Wide			
B Box Drawer			
B Box Drawer			
F File Drawer			
L Locking			
111 Black paint finish			
Calibre Storage Towers are available with a seamless steel top option. To specify this option, place a "X" after the "L" within the pattern number and add \$100.00 list to the unit price.			

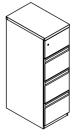
description	type	w	d	height	lock	pattern no.	P1	P2	P3
50" High Single Door tower with two box and one file drawer (right hand shown)	left hand	14 ⁷ / ₈ "	23 ¹ / ₂ "	48 ⁵ / ₁₆ "	Y	CT3SLH5015BBFL	\$1,050.	\$1,156.	\$1,213.
	right hand	14 ⁷ / ₈ "	23 ¹ / ₂ "	48 ⁵ / ₁₆ "	Y	CT3SRH5015BBFL	1,050.	1,156.	1,213.



50" High Single Door tower with two box and two file drawers (right hand shown)	left hand	14 ⁷ / ₈ "	23 ¹ / ₂ "	48 ⁵ / ₁₆ "	Y	CT3SLH5015BBFFL	1,160.	1,276.	1,339.
	right hand	14 ⁷ / ₈ "	23 ¹ / ₂ "	48 ⁵ / ₁₆ "	Y	CT3SRH5015BBFFL	1,160.	1,276.	1,339.

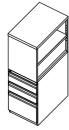


50" High Single Door tower with three file drawers (right hand shown)	left hand	14 ⁷ / ₈ "	23 ¹ / ₂ "	48 ⁵ / ₁₆ "	Y	CT3SLH5015FFFL	1,029.	1,132.	1,189.
	right hand	14 ⁷ / ₈ "	23 ¹ / ₂ "	48 ⁵ / ₁₆ "	Y	CT3SRH5015FFFL	1,029.	1,132.	1,189.

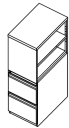


Order Code	Specification Information	Application Notes	Critical Dimensions
Example: CT3SBLH4215BBFL-111			
CT3 Calibre Storage Tower	<p>For non-locking towers, deduct \$60 from the list price for single door and double door units or \$75 list for units with wardrobe. Substitute the "L" suffix with a "N" within the pattern number to designate a non-locking unit, example (CT3SLH5015BBFN)</p> <p>"M" drawer consisting of a box drawer body with a file drawer head are available by substituting any two "B" or any one "F" character within the pattern number, example (CT3SLH5015MFN). Multiple "M" drawers may be specified providing they equal the total modules available.</p> <p>A 6" drawer, behind a cupboard door is available by adding the numeral 1 to the end of the pattern number, example (CT3SLH6415BBFFL1) Note: 6" drawers behind doors are not available within the wardrobe portion of towers. Drawers behind doors can be specified with fronts painted in one of six accent colors. If an accent color is not selected the fronts will be painted black. Accent colors include, (MEY) Memo Yellow, (MRG) Marine Grey, (SFG) Seafoam Green, (REG) Robbins Egg Blue, (SSP) Sunset Pink and (KRD) Knoll Red.</p>	<p>Hanging rails and other accessories are not included and must be ordered separately. Hanging rails are included with 24" and 30" wide lateral drawers only. (See <i>Tower Accessories for pricing and order entry information</i>)</p> <p>Half depth adjustable shelves and coat hooks may be ordered separately allowing the cupboard area of 15", 24" and 30" wide towers to support binders as well as shorter coats. (See <i>Tower Accessories for pricing and order entry information</i>)</p> <p>Single door towers: Include (2) locks</p> <p>Double door towers: Include (2) locks</p> <p>Wardrobe towers: Include (3) locks</p> <p>15" wide Side Access Bookcase and Display towers: Include (1) lock</p> <p>24" wide Side Access Bookcase and Display towers: Include (2) locks</p>	<p>Dimensions under w, d and h are actual to the nearest ¹/₁₆"</p> <p>42", 50" and 64" Tower Internal Dimensions</p> <ul style="list-style-type: none"> • Box and M drawer height: 4⁵/₁₆" • Box and M drawer width: 12¹/₁₆" • Box and M drawer depth: 18³/₈" • File drawer height: 9¹/₄" • File drawer width: 12¹/₁₆" • File drawer depth: 18³/₈" <p>Note: All towers are configured from the top down with standard combinations of box and file drawers.</p> <p>Note: Drawer behind door list pricing is as follows: 1=\$250</p>
SB Side Access Bookcase			
LH Left Hand Access			
42 42" High			
15 15" Wide			
B Box Drawer			
B Box Drawer			
F File Drawer			
L Locking			
111 Black paint finish			
Calibre Storage Towers are available with a seamless steel top option. To specify this option, place a "X" after the "L" within the pattern number and add \$100.00 list to the unit price.			

description	type	w	d	height	lock	pattern no.	P1	P2	P3
50" High Side Access Bookcase tower with two box and one file drawer (right hand shown)	left hand	14 ⁷ / ₈ "	23 ¹ / ₂ "	48 ⁷ / ₁₆ "	Y	CT3SBLH5015BBFL	\$910.	\$1,000.	\$1,050.
	right hand	14 ⁷ / ₈ "	23 ¹ / ₂ "	48 ⁷ / ₁₆ "	Y	CT3SBRH5015BBFL	910.	1,000.	1,050.



50" High Side Access Bookcase tower with two file drawers (right hand shown)	left hand	14 ⁷ / ₈ "	23 ¹ / ₂ "	48 ⁷ / ₁₆ "	Y	CT3SBLH5015FFL	888.	977.	1,026.
	right hand	14 ⁷ / ₈ "	23 ¹ / ₂ "	48 ⁷ / ₁₆ "	Y	CT3SBRH5015FFL	888.	977.	1,026.

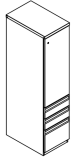


64" High, Single Door tower with two file drawers (right hand shown)	left hand	14 ⁷ / ₈ "	23 ¹ / ₂ "	63 ⁷ / ₁₆ "	Y	CT3SLH6415FFL	985.	1,083.	1,137.
	right hand	14 ⁷ / ₈ "	23 ¹ / ₂ "	63 ⁷ / ₁₆ "	Y	CT3SRH6415FFL	985.	1,083.	1,137.

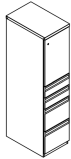


Order Code	Specification Information	Application Notes	Critical Dimensions
Example: CT3SBLH4215BBFL-111			
CT3 Calibre Storage Tower	<p>For non-locking towers, deduct \$60 from the list price for single door and double door units or \$75 list for units with wardrobe. Substitute the "L" suffix with a "N" within the pattern number to designate a non-locking unit, example (CT3SLH5015BBFN)</p> <p>"M" drawer consisting of a box drawer body with a file drawer head are available by substituting any two "B" or any one "F" character within the pattern number, example (CT3SLH5015MFN). Multiple "M" drawers may be specified providing they equal the total modules available.</p> <p>A 6" drawer, behind a cupboard door is available by adding the numeral 1 to the end of the pattern number, example (CT3SLH6415BBFFL1) Note: 6" drawers behind doors are not available within the wardrobe portion of towers. Drawers behind doors can be specified with fronts painted in one of six accent colors. If an accent color is not selected the fronts will be painted black. Accent colors include, (MEY) Memo Yellow, (MRG) Marine Grey, (SFG) Seafoam Green, (REG) Robbins Egg Blue, (SSP) Sunset Pink and (KRD) Knoll Red.</p>	<p>Hanging rails and other accessories are not included and must be ordered separately. Hanging rails are included with 24" and 30" wide lateral drawers only. (See <i>Tower Accessories for pricing and order entry information</i>)</p> <p>Half depth adjustable shelves and coat hooks may be ordered separately allowing the cupboard area of 15", 24" and 30" wide towers to support binders as well as shorter coats. (See <i>Tower Accessories for pricing and order entry information</i>)</p> <p>Single door towers: Include (2) locks</p> <p>Double door towers: Include (2) locks</p> <p>Wardrobe towers: Include (3) locks</p> <p>15" wide Side Access Bookcase and Display towers: Include (1) lock</p> <p>24" wide Side Access Bookcase and Display towers: Include (2) locks</p>	<p>Dimensions under w, d and h are actual to the nearest ¹/₁₆"</p> <p>42", 50" and 64" Tower Internal Dimensions</p> <ul style="list-style-type: none"> • Box and M drawer height: 4⁵/₁₆" • Box and M drawer width: 12¹/₁₆" • Box and M drawer depth: 18³/₈" • File drawer height: 9¹/₄" • File drawer width: 12¹/₁₆" • File drawer depth: 18³/₈" <p>Note: All towers are configured from the top down with standard combinations of box and file drawers.</p> <p>Note: Drawer behind door list pricing is as follows: 1=\$250</p>
SB Side Access Bookcase			
LH Left Hand Access			
42 42" High			
15 15" Wide			
B Box Drawer			
B Box Drawer			
F File Drawer			
L Locking			
111 Black paint finish			
Calibre Storage Towers are available with a seamless steel top option. To specify this option, place a "X" after the "L" within the pattern number and add \$100.00 list to the unit price.			

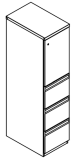
description	type	w	d	height	lock	pattern no.	P1	P2	P3
64" High, Single Door tower with two box and one file drawer (right hand shown)	left hand	14 ⁷ / ₈ "	23 ¹ / ₂ "	63 ⁵ / ₁₆ "	Y	CT3SLH6415BBFL	\$1,101.	\$1,211.	\$1,272.
	right hand	14 ⁷ / ₈ "	23 ¹ / ₂ "	63 ⁵ / ₁₆ "	Y	CT3SRH6415BBFL	1,101.	1,211.	1,272.



64" High, Single Door tower with two box and two file drawers (right hand shown)	left hand	14 ⁷ / ₈ "	23 ¹ / ₂ "	63 ⁵ / ₁₆ "	Y	CT3SLH6415BBFFL	1,197.	1,317.	1,383.
	right hand	14 ⁷ / ₈ "	23 ¹ / ₂ "	63 ⁵ / ₁₆ "	Y	CT3SRH6415BBFFL	1,197.	1,317.	1,383.

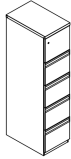


64" High, Single Door tower with three file drawers (right hand shown)	left hand	14 ⁷ / ₈ "	23 ¹ / ₂ "	63 ⁵ / ₁₆ "	Y	CT3SLH6415FFFL	1,107.	1,217.	1,278.
	right hand	14 ⁷ / ₈ "	23 ¹ / ₂ "	63 ⁵ / ₁₆ "	Y	CT3SRH6415FFFL	1,107.	1,217.	1,278.

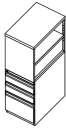


Order Code	Specification Information	Application Notes	Critical Dimensions																				
<p>Example: CT3SBLH4215BBFL-111</p> <table border="1"> <tr><td>CT3</td><td>Calibre Storage Tower</td></tr> <tr><td>SB</td><td>Side Access Bookcase</td></tr> <tr><td>LH</td><td>Left Hand Access</td></tr> <tr><td>42</td><td>42" High</td></tr> <tr><td>15</td><td>15" Wide</td></tr> <tr><td>B</td><td>Box Drawer</td></tr> <tr><td>B</td><td>Box Drawer</td></tr> <tr><td>F</td><td>File Drawer</td></tr> <tr><td>L</td><td>Locking</td></tr> <tr><td>111</td><td>Black paint finish</td></tr> </table> <p>Calibre Storage Towers are available with a seamless steel top option. To specify this option, place a "X" after the "L" within the pattern number and add \$100.00 list to the unit price.</p>	CT3	Calibre Storage Tower	SB	Side Access Bookcase	LH	Left Hand Access	42	42" High	15	15" Wide	B	Box Drawer	B	Box Drawer	F	File Drawer	L	Locking	111	Black paint finish	<p>For non-locking towers, deduct \$60 from the list price for single door and double door units or \$75 list for units with wardrobe. Substitute the "L" suffix with a "N" within the pattern number to designate a non-locking unit, example (CT3SLH5015BBFN)</p> <p>"M" drawer consisting of a box drawer body with a file drawer head are available by substituting any two "B" or any one "F" character within the pattern number, example (CT3SLH5015MFN). Multiple "M" drawers may be specified providing they equal the total modules available.</p> <p>A 6" drawer, behind a cupboard door is available by adding the numeral 1 to the end of the pattern number, example (CT3SLH6415BBFFL1) Note: 6" drawers behind doors are not available within the wardrobe portion of towers. Drawers behind doors can be specified with fronts painted in one of six accent colors. If an accent color is not selected the fronts will be painted black. Accent colors include, (MEY) Memo Yellow, (MRG) Marine Grey, (SFG) Seafoam Green, (REG) Robbins Egg Blue, (SSP) Sunset Pink and (KRD) Knoll Red.</p>	<p>Hanging rails and other accessories are not included and must be ordered separately. Hanging rails are included with 24" and 30" wide lateral drawers only. (See <i>Tower Accessories for pricing and order entry information</i>)</p> <p>Half depth adjustable shelves and coat hooks may be ordered separately allowing the cupboard area of 15", 24" and 30" wide towers to support binders as well as shorter coats. (See <i>Tower Accessories for pricing and order entry information</i>)</p> <p>Single door towers: Include (2) locks</p> <p>Double door towers: Include (2) locks</p> <p>Wardrobe towers: Include (3) locks</p> <p>15" wide Side Access Bookcase and Display towers: Include (1) lock</p> <p>24" wide Side Access Bookcase and Display towers: Include (2) locks</p>	<p>Dimensions under w, d and h are actual to the nearest ¹/₁₆"</p> <p>42", 50" and 64" Tower Internal Dimensions</p> <ul style="list-style-type: none"> • Box and M drawer height: 4⁵/₁₆" • Box and M drawer width: 12¹/₁₆" • Box and M drawer depth: 18³/₈" • File drawer height: 9¹/₄" • File drawer width: 12¹/₁₆" • File drawer depth: 18³/₈" <p>Note: All towers are configured from the top down with standard combinations of box and file drawers.</p> <p>Note: Drawer behind door list pricing is as follows: 1=\$250</p>
CT3	Calibre Storage Tower																						
SB	Side Access Bookcase																						
LH	Left Hand Access																						
42	42" High																						
15	15" Wide																						
B	Box Drawer																						
B	Box Drawer																						
F	File Drawer																						
L	Locking																						
111	Black paint finish																						

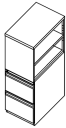
description	type	w	d	height	lock	pattern no.	P1	P2	P3
64" High, Single Door tower with four file drawers (right hand shown)	right hand	14 ⁷ / ₈ "	23 ¹ / ₂ "	63 ³ / ₁₆ "	Y	CT3SLH6415FFFFL	\$1,212.	\$1,332.	\$1,400.
	right hand	14 ⁷ / ₈ "	23 ¹ / ₂ "	63 ³ / ₁₆ "	Y	CT3SRH6415FFFFL	1,212.	1,332.	1,400.



64" High Side Access Bookcase tower with two box and one file drawer (right hand shown)	left hand	14 ⁷ / ₈ "	23 ¹ / ₂ "	63 ³ / ₁₆ "	Y	CT3SBLH6415BBFL	982.	1,081.	1,134.
	right hand	14 ⁷ / ₈ "	23 ¹ / ₂ "	63 ³ / ₁₆ "	Y	CT3SBRH6415BBFL	982.	1,081.	1,134.

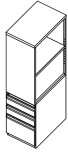


64" High Side Access Bookcase tower with two file drawers (right hand shown)	left hand	14 ⁷ / ₈ "	23 ¹ / ₂ "	63 ³ / ₁₆ "	Y	CT3SBLH6415FFL	919.	1,012.	1,062.
	right hand	14 ⁷ / ₈ "	23 ¹ / ₂ "	63 ³ / ₁₆ "	Y	CT3SBRH6415FFL	919.	1,012.	1,062.

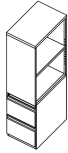


Order Code	Specification Information	Application Notes	Critical Dimensions
Example: CT3SBLH4215BBFL-111			
CT3 Calibre Storage Tower	<p>For non-locking towers, deduct \$60 from the list price for single door and double door units or \$75 list for units with wardrobe. Substitute the "L" suffix with a "N" within the pattern number to designate a non-locking unit, example (CT3SLH5015BBFN)</p> <p>"M" drawer consisting of a box drawer body with a file drawer head are available by substituting any two "B" or any one "F" character within the pattern number, example (CT3SLH5015MFN). Multiple "M" drawers may be specified providing they equal the total modules available.</p> <p>A 6" drawer, behind a cupboard door is available by adding the numeral 1 to the end of the pattern number, example (CT3SLH6415BBFFL1) Note: 6" drawers behind doors are not available within the wardrobe portion of towers. Drawers behind doors can be specified with fronts painted in one of six accent colors. If an accent color is not selected the fronts will be painted black. Accent colors include, (MEY) Memo Yellow, (MRG) Marine Grey, (SFG) Seafoam Green, (REG) Robbins Egg Blue, (SSP) Sunset Pink and (KRD) Knoll Red.</p>	<p>Hanging rails and other accessories are not included and must be ordered separately. Hanging rails are included with 24" and 30" wide lateral drawers only. (See <i>Tower Accessories for pricing and order entry information</i>)</p> <p>Half depth adjustable shelves and coat hooks may be ordered separately allowing the cupboard area of 15", 24" and 30" wide towers to support binders as well as shorter coats. (See <i>Tower Accessories for pricing and order entry information</i>)</p> <p>Single door towers: Include (2) locks</p> <p>Double door towers: Include (2) locks</p> <p>Wardrobe towers: Include (3) locks</p> <p>15" wide Side Access Bookcase and Display towers: Include (1) lock</p> <p>24" wide Side Access Bookcase and Display towers: Include (2) locks</p>	<p>Dimensions under w, d and h are actual to the nearest ¹/₁₆"</p> <p>42", 50" and 64" Tower Internal Dimensions</p> <ul style="list-style-type: none"> • Box and M drawer height: 4⁵/₁₆" • Box and M drawer width: 12¹/₁₆" • Box and M drawer depth: 18³/₈" • File drawer height: 9¹/₄" • File drawer width: 12¹/₁₆" • File drawer depth: 18³/₈" <p>Note: All towers are configured from the top down with standard combinations of box and file drawers.</p> <p>Note: Drawer behind door list pricing is as follows: 1=\$250</p>
SB Side Access Bookcase			
LH Left Hand Access			
42 42" High			
15 15" Wide			
B Box Drawer			
B Box Drawer			
F File Drawer			
L Locking			
111 Black paint finish			
Calibre Storage Towers are available with a seamless steel top option. To specify this option, place a "X" after the "L" within the pattern number and add \$100.00 list to the unit price.			

description	type	w	d	height	lock	pattern no.	P1	P2	P3
64" High Side Access Display tower with two box and one file drawer (right hand shown)	left hand	14 ⁷ / ₈ "	23 ¹ / ₂ "	63 ⁷ / ₁₆ "	Y	CT3BDLH6415BBFL	\$994.	\$1,093.	\$1,147.
	right hand	14 ⁷ / ₈ "	23 ¹ / ₂ "	63 ⁷ / ₁₆ "	Y	CT3BDRH6415BBFL	994.	1,093.	1,147.

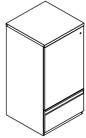


64" High Side Access Display tower with two file drawers (right hand shown)	left hand	14 ⁷ / ₈ "	23 ¹ / ₂ "	63 ⁷ / ₁₆ "	Y	CT3BDLH6415FFL	932.	1,025.	1,076.
	right hand	14 ⁷ / ₈ "	23 ¹ / ₂ "	63 ⁷ / ₁₆ "	Y	CT3BDRH6415FFL	932.	1,025.	1,076.

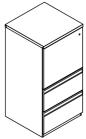


Order Code	Specification Information	Application Notes	Critical Dimensions
Example: CT3SBLH4215BBFL-111			
CT3 Calibre Storage Tower	<p>For non-locking towers, deduct \$60 from the list price for single door and double door units or \$75 list for units with wardrobe. Substitute the "L" suffix with a "N" within the pattern number to designate a non-locking unit, example (CT3SLH5015BBFN)</p> <p>"M" drawer consisting of a box drawer body with a file drawer head are available by substituting any two "B" or any one "F" character within the pattern number, example (CT3SLH5015MFN). Multiple "M" drawers may be specified providing they equal the total modules available.</p> <p>A 6" drawer, behind a cupboard door is available by adding the numeral 1 to the end of the pattern number, example (CT3SLH6415BBFFL1) Note: 6" drawers behind doors are not available within the wardrobe portion of towers. Drawers behind doors can be specified with fronts painted in one of six accent colors. If an accent color is not selected the fronts will be painted black. Accent colors include, (MEY) Memo Yellow, (MRG) Marine Grey, (SFG) Seafoam Green, (REG) Robbins Egg Blue, (SSP) Sunset Pink and (KRD) Knoll Red.</p>	<p>Hanging rails and other accessories are not included and must be ordered separately. Hanging rails are included with 24" and 30" wide lateral drawers only. (See <i>Tower Accessories for pricing and order entry information</i>)</p> <p>Half depth adjustable shelves and coat hooks may be ordered separately allowing the cupboard area of 15", 24" and 30" wide towers to support binders as well as shorter coats. (See <i>Tower Accessories for pricing and order entry information</i>)</p> <p>Single door towers: Include (2) locks</p> <p>Double door towers: Include (2) locks</p> <p>Wardrobe towers: Include (3) locks</p> <p>15" wide Side Access Bookcase and Display towers: Include (1) lock</p> <p>24" wide Side Access Bookcase and Display towers: Include (2) locks</p>	<p>Dimensions under w, d and h are actual to the nearest ¹/₁₆"</p> <p>42", 50" and 64" Tower Internal Dimensions</p> <ul style="list-style-type: none"> • Box and M drawer height: 4⁵/₁₆" • Box and M drawer width: 12¹/₁₆" • Box and M drawer depth: 18³/₈" • File drawer height: 9¹/₄" • File drawer width: 12¹/₁₆" • File drawer depth: 18³/₈" <p>Note: All towers are configured from the top down with standard combinations of box and file drawers.</p> <p>Note: Drawer behind door list pricing is as follows: 1=\$250</p>
SB Side Access Bookcase			
LH Left Hand Access			
42 42" High			
15 15" Wide			
B Box Drawer			
B Box Drawer			
F File Drawer			
L Locking			
111 Black paint finish			
Calibre Storage Towers are available with a seamless steel top option. To specify this option, place a "X" after the "L" within the pattern number and add \$100.00 list to the unit price.			

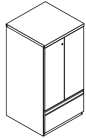
description	type	w	d	h	lock	pattern no.	P1	P2	P3
50" High Single Door with wide drawer (right hand shown)	left hand	23 7/8"	23 1/2"	48 5/16"	Y	CT3SLH5024WL	\$945.	\$1,039.	\$1,091.
	right hand	23 7/8"	23 1/2"	48 5/16"	Y	CT3SRH5024WL	945.	1,039.	1,091.



50" High Single Door with two wide drawers (right hand shown)	left hand	23 7/8"	23 1/2"	48 5/16"	Y	CT3SLH5024WWL	1,134.	1,247.	1,310.
	right hand	23 7/8"	23 1/2"	48 5/16"	Y	CT3SRH5024WWL	1,134.	1,247.	1,310.

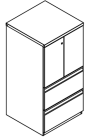


50" High, Double Door tower with one wide drawer		23 7/8"	23 1/2"	48 5/16"	Y	CT3D5024WL	1,101.	1,211.	1,272.
--	--	---------	---------	----------	---	-------------------	--------	--------	--------

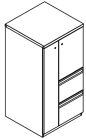


Order Code	Specification Information	Application Notes	Critical Dimensions																				
<p>Example: CT3SBLH6424BBFL-111</p> <table border="1"> <tr><td>CT3</td><td>Calibre Storage Tower</td></tr> <tr><td>SB</td><td>Side Access Bookcase</td></tr> <tr><td>LH</td><td>Left Hand Access</td></tr> <tr><td>64</td><td>64" High</td></tr> <tr><td>24</td><td>24" Wide</td></tr> <tr><td>B</td><td>Box Drawer</td></tr> <tr><td>B</td><td>Box Drawer</td></tr> <tr><td>F</td><td>File Drawer</td></tr> <tr><td>L</td><td>Locking</td></tr> <tr><td>111</td><td>Black paint finish</td></tr> </table> <p>Calibre Storage Towers are available with a seamless steel top option. To specify this option, place a "X" after the "L" within the pattern number and add \$100.00 list to the unit price.</p>	CT3	Calibre Storage Tower	SB	Side Access Bookcase	LH	Left Hand Access	64	64" High	24	24" Wide	B	Box Drawer	B	Box Drawer	F	File Drawer	L	Locking	111	Black paint finish	<p>For non-locking towers, deduct \$60 from the list price for single door and double door units or \$75 list for units with wardrobe. Substitute the "L" suffix with a "N" within the pattern number to designate a non-locking unit, example (CT3SLH6424BBFN)</p> <p>"M" drawer consisting of a box drawer body with a file drawer head are available by substituting any two "B" or any one "F" character within the pattern number, example (CT3SLH6424MFN). Multiple "M" drawers may be specified providing they equal the total modules available.</p> <p>A 6" drawer, behind a cupboard door is available by adding the numeral 1 to the end of the pattern number, example (CT3SLH6424BBFFL1). Note: 6" drawers behind doors are not available within the wardrobe portion of towers. Drawers behind doors can be specified with fronts painted in one of 6 accent colors. If an accent color is not selected the fronts will be painted black. Accent colors include, (MEY) Memo Yellow, (MRG) Marine Grey, (SFG) Seafoam Green, (REG) Robbins Egg Blue, (SSP) Sunset Pink and (KRD) Knoll Red.</p>	<p>Hanging rails and other accessories are not included and must be ordered separately. Hanging rails are included with 24" and 30" wide lateral drawers only. (See <i>Tower Accessories for pricing and order entry information</i>)</p> <p>Half depth adjustable shelves and coat hooks may be ordered separately allowing the cupboard area of 15", 24" and 30" wide towers to support binders as well as shorter coats. (See <i>Tower Accessories for pricing and order entry information</i>)</p> <p>Single door towers: Include (2) locks</p> <p>Double door towers: Include (2) locks</p> <p>Wardrobe towers: Include (3) locks</p> <p>15" wide Side Access Bookcase and Display towers: Include (1) lock</p> <p>24" wide Side Access Bookcase and Display towers: Include (2) locks</p>	<p>Dimensions under w, d and h are actual to the nearest 1/16"</p> <p>24" Wide 50" and 64" Tower Internal Dimensions</p> <ul style="list-style-type: none"> • Box and M drawer height: 4 5/16" • Box and M drawer width: 12 1/16" • Box and M drawer depth: 18 3/8" • File drawer height: 9 1/4" • File drawer width: 12 1/16" • File drawer depth: 18 3/8" • Wide drawer height: 9 7/16" • Wide drawer width: 20 3/4" • Wide drawer depth: 22 7/8" <p>Note: All towers are configured from the top down with standard combinations of box and file drawers.</p> <p>Note: Drawer behind door list pricing is as follows: 1=\$250</p>
CT3	Calibre Storage Tower																						
SB	Side Access Bookcase																						
LH	Left Hand Access																						
64	64" High																						
24	24" Wide																						
B	Box Drawer																						
B	Box Drawer																						
F	File Drawer																						
L	Locking																						
111	Black paint finish																						

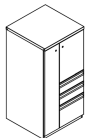
description	type	w	d	h	lock	pattern no.	P1	P2	P3
50" High, Double Door tower with two wide drawers		23 ⁷ / ₈ "	23 ¹ / ₂ "	48 ⁵ / ₁₆ "	Y	CT3D5024WWL	\$1,263.	\$1,389.	\$1,459.



50" High, tower with two file drawers and door and wardrobe (left hand shown)	left hand	23 ⁷ / ₈ "	23 ¹ / ₂ "	48 ⁵ / ₁₆ "	Y	CT3WSLH5024FFL	1,158.	1,274.	1,337.
	right hand	23 ⁷ / ₈ "	23 ¹ / ₂ "	48 ⁵ / ₁₆ "	Y	CT3WSRH5024FFL	1,158.	1,274.	1,337.

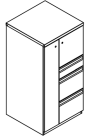


50" High, tower with two box and one file drawer and door and wardrobe (left hand shown)	left hand	23 ⁷ / ₈ "	23 ¹ / ₂ "	48 ⁵ / ₁₆ "	Y	CT3WSLH5024BBFL	1,267.	1,393.	1,463.
	right hand	23 ⁷ / ₈ "	23 ¹ / ₂ "	48 ⁵ / ₁₆ "	Y	CT3WSRH5024BBFL	1,267.	1,393.	1,463.

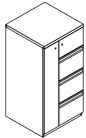


Order Code	Specification Information	Application Notes	Critical Dimensions																				
<p>Example: CT3SBLH6424BBFL-111</p> <table border="1"> <tr><td>CT3</td><td>Calibre Storage Tower</td></tr> <tr><td>SB</td><td>Side Access Bookcase</td></tr> <tr><td>LH</td><td>Left Hand Access</td></tr> <tr><td>64</td><td>64" High</td></tr> <tr><td>24</td><td>24" Wide</td></tr> <tr><td>B</td><td>Box Drawer</td></tr> <tr><td>B</td><td>Box Drawer</td></tr> <tr><td>F</td><td>File Drawer</td></tr> <tr><td>L</td><td>Locking</td></tr> <tr><td>111</td><td>Black paint finish</td></tr> </table> <p>Calibre Storage Towers are available with a seamless steel top option. To specify this option, place a "X" after the "L" within the pattern number and add \$100.00 list to the unit price.</p>	CT3	Calibre Storage Tower	SB	Side Access Bookcase	LH	Left Hand Access	64	64" High	24	24" Wide	B	Box Drawer	B	Box Drawer	F	File Drawer	L	Locking	111	Black paint finish	<p>For non-locking towers, deduct \$60 from the list price for single door and double door units or \$75 list for units with wardrobe. Substitute the "L" suffix with a "N" within the pattern number to designate a non-locking unit, example (CT3SLH6424BBFN)</p> <p>"M" drawer consisting of a box drawer body with a file drawer head are available by substituting any two "B" or any one "F" character within the pattern number, example (CT3SLH6424MFN). Multiple "M" drawers may be specified providing they equal the total modules available.</p> <p>A 6" drawer, behind a cupboard door is available by adding the numeral 1 to the end of the pattern number, example (CT3SLH6424BBFFL1). Note: 6" drawers behind doors are not available within the wardrobe portion of towers. Drawers behind doors can be specified with fronts painted in one of 6 accent colors. If an accent color is not selected the fronts will be painted black. Accent colors include, (MEY) Memo Yellow, (MRG) Marine Grey, (SFG) Seafoam Green, (REG) Robbins Egg Blue, (SSP) Sunset Pink and (KRD) Knoll Red.</p>	<p>Hanging rails and other accessories are not included and must be ordered separately. Hanging rails are included with 24" and 30" wide lateral drawers only. (See <i>Tower Accessories for pricing and order entry information</i>)</p> <p>Half depth adjustable shelves and coat hooks may be ordered separately allowing the cupboard area of 15", 24" and 30" wide towers to support binders as well as shorter coats. (See <i>Tower Accessories for pricing and order entry information</i>)</p> <p>Single door towers: Include (2) locks</p> <p>Double door towers: Include (2) locks</p> <p>Wardrobe towers: Include (3) locks</p> <p>15" wide Side Access Bookcase and Display towers: Include (1) lock</p> <p>24" wide Side Access Bookcase and Display towers: Include (2) locks</p>	<p>Dimensions under w, d and h are actual to the nearest ¹/₁₆"</p> <p>24" Wide 50" and 64" Tower Internal Dimensions</p> <ul style="list-style-type: none"> • Box and M drawer height: 4⁵/₁₆" • Box and M drawer width: 12¹/₁₆" • Box and M drawer depth: 18³/₈" • File drawer height: 9¹/₄" • File drawer width: 12¹/₁₆" • File drawer depth: 18³/₈" • Wide drawer height: 9³/₁₆" • Wide drawer width: 20³/₄" • Wide drawer depth: 22⁷/₈" <p>Note: All towers are configured from the top down with standard combinations of box and file drawers.</p> <p>Note: Drawer behind door list pricing is as follows: 1=\$250</p>
CT3	Calibre Storage Tower																						
SB	Side Access Bookcase																						
LH	Left Hand Access																						
64	64" High																						
24	24" Wide																						
B	Box Drawer																						
B	Box Drawer																						
F	File Drawer																						
L	Locking																						
111	Black paint finish																						

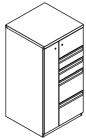
description	type	w	d	h	lock	pattern no.	P1	P2	P3
50" High, tower with one box and two file drawers and door and wardrobe (left hand shown)	left hand	23 ⁷ / ₈ "	23 ¹ / ₂ "	48 ⁵ / ₁₆ "	Y	CT3WSLH5024BBFFL	\$1,283.	\$1,412.	\$1,484.
	right hand	23 ⁷ / ₈ "	23 ¹ / ₂ "	48 ⁵ / ₁₆ "	Y	CT3WSRH5024BBFFL	1,283.	1,412.	1,484.



50" High, tower with three file drawers and door and wardrobe (left hand shown)	left hand	23 ⁷ / ₈ "	23 ¹ / ₂ "	48 ⁵ / ₁₆ "	Y	CT3WSLH5024FFFL	1,293.	1,422.	1,493.
	right hand	23 ⁷ / ₈ "	23 ¹ / ₂ "	48 ⁵ / ₁₆ "	Y	CT3WSRH5024FFFL	1,293.	1,422.	1,493.



50" High, tower with two box and two file drawers and door and wardrobe (left hand shown)	left hand	23 ⁷ / ₈ "	23 ¹ / ₂ "	48 ⁵ / ₁₆ "	Y	CT3WSLH5024BBFFL	1,421.	1,562.	1,641.
	right hand	23 ⁷ / ₈ "	23 ¹ / ₂ "	48 ⁵ / ₁₆ "	Y	CT3WSRH5024BBFFL	1,421.	1,562.	1,641.

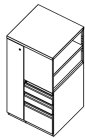


Order Code	Specification Information	Application Notes	Critical Dimensions																				
<p>Example: CT3SBLH6424BBFL-111</p> <table border="1"> <tr><td>CT3</td><td>Calibre Storage Tower</td></tr> <tr><td>SB</td><td>Side Access Bookcase</td></tr> <tr><td>LH</td><td>Left Hand Access</td></tr> <tr><td>64</td><td>64" High</td></tr> <tr><td>24</td><td>24" Wide</td></tr> <tr><td>B</td><td>Box Drawer</td></tr> <tr><td>B</td><td>Box Drawer</td></tr> <tr><td>F</td><td>File Drawer</td></tr> <tr><td>L</td><td>Locking</td></tr> <tr><td>111</td><td>Black paint finish</td></tr> </table> <p>Calibre Storage Towers are available with a seamless steel top option. To specify this option, place a "X" after the "L" within the pattern number and add \$100.00 list to the unit price.</p>	CT3	Calibre Storage Tower	SB	Side Access Bookcase	LH	Left Hand Access	64	64" High	24	24" Wide	B	Box Drawer	B	Box Drawer	F	File Drawer	L	Locking	111	Black paint finish	<p>For non-locking towers, deduct \$60 from the list price for single door and double door units or \$75 list for units with wardrobe. Substitute the "L" suffix with a "N" within the pattern number to designate a non-locking unit, example (CT3SLH6424BBFN)</p> <p>"M" drawer consisting of a box drawer body with a file drawer head are available by substituting any two "B" or any one "F" character within the pattern number, example (CT3SLH6424MFN). Multiple "M" drawers may be specified providing they equal the total modules available.</p> <p>A 6" drawer, behind a cupboard door is available by adding the numeral 1 to the end of the pattern number, example (CT3SLH6424BBFFL1). Note: 6" drawers behind doors are not available within the wardrobe portion of towers. Drawers behind doors can be specified with fronts painted in one of 6 accent colors. If an accent color is not selected the fronts will be painted black. Accent colors include, (MEY) Memo Yellow, (MRG) Marine Grey, (SFG) Seafoam Green, (REG) Robbins Egg Blue, (SSP) Sunset Pink and (KRD) Knoll Red.</p>	<p>Hanging rails and other accessories are not included and must be ordered separately. Hanging rails are included with 24" and 30" wide lateral drawers only. (See <i>Tower Accessories for pricing and order entry information</i>)</p> <p>Half depth adjustable shelves and coat hooks may be ordered separately allowing the cupboard area of 15", 24" and 30" wide towers to support binders as well as shorter coats. (See <i>Tower Accessories for pricing and order entry information</i>)</p> <p>Single door towers: Include (2) locks</p> <p>Double door towers: Include (2) locks</p> <p>Wardrobe towers: Include (3) locks</p> <p>15" wide Side Access Bookcase and Display towers: Include (1) lock</p> <p>24" wide Side Access Bookcase and Display towers: Include (2) locks</p>	<p>Dimensions under w, d and h are actual to the nearest ¹/₁₆"</p> <p>24" Wide 50" and 64" Tower Internal Dimensions</p> <ul style="list-style-type: none"> • Box and M drawer height: 4⁵/₁₆" • Box and M drawer width: 12¹/₁₆" • Box and M drawer depth: 18³/₈" • File drawer height: 9¹/₄" • File drawer width: 12¹/₁₆" • File drawer depth: 18³/₈" • Wide drawer height: 9⁷/₁₆" • Wide drawer width: 20³/₄" • Wide drawer depth: 22⁷/₈" <p>Note: All towers are configured from the top down with standard combinations of box and file drawers.</p> <p>Note: Drawer behind door list pricing is as follows: 1=\$250</p>
CT3	Calibre Storage Tower																						
SB	Side Access Bookcase																						
LH	Left Hand Access																						
64	64" High																						
24	24" Wide																						
B	Box Drawer																						
B	Box Drawer																						
F	File Drawer																						
L	Locking																						
111	Black paint finish																						

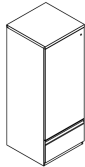
description	type	w	d	h	lock	pattern no.	P1	P2	P3
50" High, Side Access Bookcase with two file drawers with wardrobe (left hand shown)	left hand	23 ⁷ / ₈ "	23 ¹ / ₂ "	48 ⁵ / ₁₆ "	Y	CT3WSBLH5024FFL	\$1,231.	\$1,355.	\$1,422.
	right hand	23 ⁷ / ₈ "	23 ¹ / ₂ "	48 ⁵ / ₁₆ "	Y	CT3WSBRH5024FFL	1,231.	1,355.	1,422.



50" High, Side Access Bookcase with two box and one file drawer with wardrobe (left hand shown)	left hand	23 ⁷ / ₈ "	23 ¹ / ₂ "	48 ⁵ / ₁₆ "	Y	CT3WSBLH5024BBFL	1,295.	1,424.	1,495.
	right hand	23 ⁷ / ₈ "	23 ¹ / ₂ "	48 ⁵ / ₁₆ "	Y	CT3WSBRH5024BBFL	1,295.	1,424.	1,495.

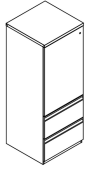


64" High Single Door with wide drawer (right hand shown)	left hand	23 ⁷ / ₈ "	23 ¹ / ₂ "	63 ⁵ / ₁₆ "	Y	CT3SLH6424WL	997.	1,097.	1,152.
	right hand	23 ⁷ / ₈ "	23 ¹ / ₂ "	63 ⁵ / ₁₆ "	Y	CT3SRH6424WL	997.	1,097.	1,152.

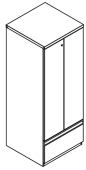


Order Code	Specification Information	Application Notes	Critical Dimensions																				
<p>Example: CT3SBLH6424BBFL-111</p> <table border="1"> <tr><td>CT3</td><td>Calibre Storage Tower</td></tr> <tr><td>SB</td><td>Side Access Bookcase</td></tr> <tr><td>LH</td><td>Left Hand Access</td></tr> <tr><td>64</td><td>64" High</td></tr> <tr><td>24</td><td>24" Wide</td></tr> <tr><td>B</td><td>Box Drawer</td></tr> <tr><td>B</td><td>Box Drawer</td></tr> <tr><td>F</td><td>File Drawer</td></tr> <tr><td>L</td><td>Locking</td></tr> <tr><td>111</td><td>Black paint finish</td></tr> </table> <p>Calibre Storage Towers are available with a seamless steel top option. To specify this option, place a "X" after the "L" within the pattern number and add \$100.00 list to the unit price.</p>	CT3	Calibre Storage Tower	SB	Side Access Bookcase	LH	Left Hand Access	64	64" High	24	24" Wide	B	Box Drawer	B	Box Drawer	F	File Drawer	L	Locking	111	Black paint finish	<p>For non-locking towers, deduct \$60 from the list price for single door and double door units or \$75 list for units with wardrobe. Substitute the "L" suffix with a "N" within the pattern number to designate a non-locking unit, example (CT3SLH6424BBFN)</p> <p>"M" drawer consisting of a box drawer body with a file drawer head are available by substituting any two "B" or any one "F" character within the pattern number, example (CT3SLH6424MFN). Multiple "M" drawers may be specified providing they equal the total modules available.</p> <p>A 6" drawer, behind a cupboard door is available by adding the numeral 1 to the end of the pattern number, example (CT3SLH6424BBFFL1). Note: 6" drawers behind doors are not available within the wardrobe portion of towers. Drawers behind doors can be specified with fronts painted in one of 6 accent colors. If an accent color is not selected the fronts will be painted black. Accent colors include, (MEY) Memo Yellow, (MRG) Marine Grey, (SFG) Seafoam Green, (REG) Robbins Egg Blue, (SSP) Sunset Pink and (KRD) Knoll Red.</p>	<p>Hanging rails and other accessories are not included and must be ordered separately. Hanging rails are included with 24" and 30" wide lateral drawers only. (See <i>Tower Accessories for pricing and order entry information</i>)</p> <p>Half depth adjustable shelves and coat hooks may be ordered separately allowing the cupboard area of 15", 24" and 30" wide towers to support binders as well as shorter coats. (See <i>Tower Accessories for pricing and order entry information</i>)</p> <p>Single door towers: Include (2) locks</p> <p>Double door towers: Include (2) locks</p> <p>Wardrobe towers: Include (3) locks</p> <p>15" wide Side Access Bookcase and Display towers: Include (1) lock</p> <p>24" wide Side Access Bookcase and Display towers: Include (2) locks</p>	<p>Dimensions under w, d and h are actual to the nearest ¹/₁₆"</p> <p>24" Wide 50" and 64" Tower Internal Dimensions</p> <ul style="list-style-type: none"> • Box and M drawer height: 4⁵/₁₆" • Box and M drawer width: 12¹/₁₆" • Box and M drawer depth: 18³/₈" • File drawer height: 9¹/₄" • File drawer width: 12¹/₁₆" • File drawer depth: 18³/₈" • Wide drawer height: 9³/₄" • Wide drawer width: 20³/₄" • Wide drawer depth: 22⁷/₈" <p>Note: All towers are configured from the top down with standard combinations of box and file drawers.</p> <p>Note: Drawer behind door list pricing is as follows: 1=\$250</p>
CT3	Calibre Storage Tower																						
SB	Side Access Bookcase																						
LH	Left Hand Access																						
64	64" High																						
24	24" Wide																						
B	Box Drawer																						
B	Box Drawer																						
F	File Drawer																						
L	Locking																						
111	Black paint finish																						

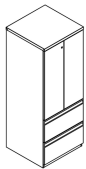
description	type	w	d	h	lock	pattern no.	P1	P2	P3
64" High Single Door with two wide drawers (right hand shown)	left hand	23 ⁷ / ₈ "	23 ¹ / ₂ "	63 ⁵ / ₁₆ "	Y	CT3SLH6424WWL	\$1,191.	\$1,310.	\$1,376.
	right hand	23 ⁷ / ₈ "	23 ¹ / ₂ "	63 ⁵ / ₁₆ "	Y	CT3SRH6424WWL	1,191.	1,310.	1,376.



64" High, Double Door tower with one wide drawer		23 ⁷ / ₈ "	23 ¹ / ₂ "	63 ⁵ / ₁₆ "	Y	CT3D6424WL	1,145.	1,259.	1,323.
--	--	----------------------------------	----------------------------------	-----------------------------------	---	-------------------	--------	--------	--------

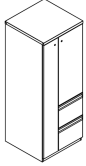


64" High, Double Door tower with two wide drawers		23 ⁷ / ₈ "	23 ¹ / ₂ "	63 ⁵ / ₁₆ "	Y	CT3D6424WWL	1,358.	1,494.	1,569.
---	--	----------------------------------	----------------------------------	-----------------------------------	---	--------------------	--------	--------	--------

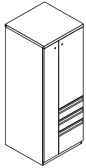


Order Code	Specification Information	Application Notes	Critical Dimensions																				
<p>Example: CT3SBLH6424BBFL-111</p> <table border="1"> <tr><td>CT3</td><td>Calibre Storage Tower</td></tr> <tr><td>SB</td><td>Side Access Bookcase</td></tr> <tr><td>LH</td><td>Left Hand Access</td></tr> <tr><td>64</td><td>64" High</td></tr> <tr><td>24</td><td>24" Wide</td></tr> <tr><td>B</td><td>Box Drawer</td></tr> <tr><td>B</td><td>Box Drawer</td></tr> <tr><td>F</td><td>File Drawer</td></tr> <tr><td>L</td><td>Locking</td></tr> <tr><td>111</td><td>Black paint finish</td></tr> </table> <p>Calibre Storage Towers are available with a seamless steel top option. To specify this option, place a "X" after the "L" within the pattern number and add \$100.00 list to the unit price.</p>	CT3	Calibre Storage Tower	SB	Side Access Bookcase	LH	Left Hand Access	64	64" High	24	24" Wide	B	Box Drawer	B	Box Drawer	F	File Drawer	L	Locking	111	Black paint finish	<p>For non-locking towers, deduct \$60 from the list price for single door and double door units or \$75 list for units with wardrobe. Substitute the "L" suffix with a "N" within the pattern number to designate a non-locking unit, example (CT3SLH6424BBFN)</p> <p>"M" drawer consisting of a box drawer body with a file drawer head are available by substituting any two "B" or any one "F" character within the pattern number, example (CT3SLH6424MFN). Multiple "M" drawers may be specified providing they equal the total modules available.</p> <p>A 6" drawer, behind a cupboard door is available by adding the numeral 1 to the end of the pattern number, example (CT3SLH6424BBFFL1). Note: 6" drawers behind doors are not available within the wardrobe portion of towers. Drawers behind doors can be specified with fronts painted in one of 6 accent colors. If an accent color is not selected the fronts will be painted black. Accent colors include, (MEY) Memo Yellow, (MRG) Marine Grey, (SFG) Seafoam Green, (REG) Robbins Egg Blue, (SSP) Sunset Pink and (KRD) Knoll Red.</p>	<p>Hanging rails and other accessories are not included and must be ordered separately. Hanging rails are included with 24" and 30" wide lateral drawers only. (See <i>Tower Accessories for pricing and order entry information</i>)</p> <p>Half depth adjustable shelves and coat hooks may be ordered separately allowing the cupboard area of 15", 24" and 30" wide towers to support binders as well as shorter coats. (See <i>Tower Accessories for pricing and order entry information</i>)</p> <p>Single door towers: Include (2) locks</p> <p>Double door towers: Include (2) locks</p> <p>Wardrobe towers: Include (3) locks</p> <p>15" wide Side Access Bookcase and Display towers: Include (1) lock</p> <p>24" wide Side Access Bookcase and Display towers: Include (2) locks</p>	<p>Dimensions under w, d and h are actual to the nearest ¹/₁₆"</p> <p>24" Wide 50" and 64" Tower Internal Dimensions</p> <ul style="list-style-type: none"> • Box and M drawer height: 4⁵/₁₆" • Box and M drawer width: 12¹/₁₆" • Box and M drawer depth: 18³/₈" • File drawer height: 9¹/₄" • File drawer width: 12¹/₁₆" • File drawer depth: 18³/₈" • Wide drawer height: 9⁷/₁₆" • Wide drawer width: 20³/₄" • Wide drawer depth: 22⁷/₈" <p>Note: All towers are configured from the top down with standard combinations of box and file drawers.</p> <p>Note: Drawer behind door list pricing is as follows: 1=\$250</p>
CT3	Calibre Storage Tower																						
SB	Side Access Bookcase																						
LH	Left Hand Access																						
64	64" High																						
24	24" Wide																						
B	Box Drawer																						
B	Box Drawer																						
F	File Drawer																						
L	Locking																						
111	Black paint finish																						

description	type	w	d	h	lock	pattern no.	P1	P2	P3
64" High, tower with two file drawers and door and wardrobe (left hand shown)	left hand	23 ⁷ / ₈ "	23 ¹ / ₂ "	63 ⁵ / ₁₆ "	Y	CT3WSLH6424FFL	\$1,225.	\$1,348.	\$1,414.
	right hand	23 ⁷ / ₈ "	23 ¹ / ₂ "	63 ⁵ / ₁₆ "	Y	CT3WSRH6424FFL	1,225.	1,348.	1,414.

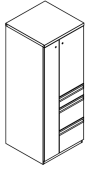


64" High, tower with two box and one file drawer and door and wardrobe (left hand shown)	left hand	23 ⁷ / ₈ "	23 ¹ / ₂ "	63 ⁵ / ₁₆ "	Y	CT3WSLH6424BBFL	1,337.	1,471.	1,544.
	right hand	23 ⁷ / ₈ "	23 ¹ / ₂ "	63 ⁵ / ₁₆ "	Y	CT3WSRH6424BBFL	1,337.	1,471.	1,544.

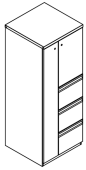


Order Code	Specification Information	Application Notes	Critical Dimensions																				
<p>Example: CT3SBLH6424BBFL-111</p> <table border="1"> <tr><td>CT3</td><td>Calibre Storage Tower</td></tr> <tr><td>SB</td><td>Side Access Bookcase</td></tr> <tr><td>LH</td><td>Left Hand Access</td></tr> <tr><td>64</td><td>64" High</td></tr> <tr><td>24</td><td>24" Wide</td></tr> <tr><td>B</td><td>Box Drawer</td></tr> <tr><td>B</td><td>Box Drawer</td></tr> <tr><td>F</td><td>File Drawer</td></tr> <tr><td>L</td><td>Locking</td></tr> <tr><td>111</td><td>Black paint finish</td></tr> </table> <p>Calibre Storage Towers are available with a seamless steel top option. To specify this option, place a "X" after the "L" within the pattern number and add \$100.00 list to the unit price.</p>	CT3	Calibre Storage Tower	SB	Side Access Bookcase	LH	Left Hand Access	64	64" High	24	24" Wide	B	Box Drawer	B	Box Drawer	F	File Drawer	L	Locking	111	Black paint finish	<p>For non-locking towers, deduct \$60 from the list price for single door and double door units or \$75 list for units with wardrobe. Substitute the "L" suffix with a "N" within the pattern number to designate a non-locking unit, example (CT3SLH6424BBFN)</p> <p>"M" drawer consisting of a box drawer body with a file drawer head are available by substituting any two "B" or any one "F" character within the pattern number, example (CT3SLH6424MFN). Multiple "M" drawers may be specified providing they equal the total modules available.</p> <p>A 6" drawer, behind a cupboard door is available by adding the numeral 1 to the end of the pattern number, example (CT3SLH6424BBFFL1). Note: 6" drawers behind doors are not available within the wardrobe portion of towers. Drawers behind doors can be specified with fronts painted in one of 6 accent colors. If an accent color is not selected the fronts will be painted black. Accent colors include, (MEY) Memo Yellow, (MRG) Marine Grey, (SFG) Seafoam Green, (REG) Robbins Egg Blue, (SSP) Sunset Pink and (KRD) Knoll Red.</p>	<p>Hanging rails and other accessories are not included and must be ordered separately. Hanging rails are included with 24" and 30" wide lateral drawers only. (See <i>Tower Accessories for pricing and order entry information</i>)</p> <p>Half depth adjustable shelves and coat hooks may be ordered separately allowing the cupboard area of 15", 24" and 30" wide towers to support binders as well as shorter coats. (See <i>Tower Accessories for pricing and order entry information</i>)</p> <p>Single door towers: Include (2) locks</p> <p>Double door towers: Include (2) locks</p> <p>Wardrobe towers: Include (3) locks</p> <p>15" wide Side Access Bookcase and Display towers: Include (1) lock</p> <p>24" wide Side Access Bookcase and Display towers: Include (2) locks</p>	<p>Dimensions under w, d and h are actual to the nearest ¹/₁₆"</p> <p>24" Wide 50" and 64" Tower Internal Dimensions</p> <ul style="list-style-type: none"> • Box and M drawer height: 4⁵/₁₆" • Box and M drawer width: 12¹/₁₆" • Box and M drawer depth: 18³/₈" • File drawer height: 9¹/₄" • File drawer width: 12¹/₁₆" • File drawer depth: 18³/₈" • Wide drawer height: 9³/₁₆" • Wide drawer width: 20³/₄" • Wide drawer depth: 22⁷/₈" <p>Note: All towers are configured from the top down with standard combinations of box and file drawers.</p> <p>Note: Drawer behind door list pricing is as follows: 1=\$250</p>
CT3	Calibre Storage Tower																						
SB	Side Access Bookcase																						
LH	Left Hand Access																						
64	64" High																						
24	24" Wide																						
B	Box Drawer																						
B	Box Drawer																						
F	File Drawer																						
L	Locking																						
111	Black paint finish																						

description	type	w	d	h	lock	pattern no.	P1	P2	P3
64" High, tower with one box and two file drawers and door and wardrobe (left hand shown)	left hand	23 ⁷ / ₈ "	23 ¹ / ₂ "	63 ⁵ / ₁₆ "	Y	CT3WSLH6424BFFL	\$1,359.	\$1,495.	\$1,570.
	right hand	23 ⁷ / ₈ "	23 ¹ / ₂ "	63 ⁵ / ₁₆ "	Y	CT3WSRH6424BFFL	1,359.	1,495.	1,570.

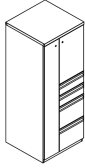


64" High, tower with three file drawers and door and wardrobe (left hand shown)	left hand	23 ⁷ / ₈ "	23 ¹ / ₂ "	63 ⁵ / ₁₆ "	Y	CT3WSLH6424FFFL	1,354.	1,489.	1,562.
	right hand	23 ⁷ / ₈ "	23 ¹ / ₂ "	63 ⁵ / ₁₆ "	Y	CT3WSRH6424FFFL	1,354.	1,489.	1,562.

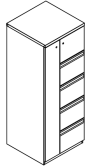


Order Code	Specification Information	Application Notes	Critical Dimensions																				
<p>Example: CT3SBLH6424BBFL-111</p> <table border="1"> <tr><td>CT3</td><td>Calibre Storage Tower</td></tr> <tr><td>SB</td><td>Side Access Bookcase</td></tr> <tr><td>LH</td><td>Left Hand Access</td></tr> <tr><td>64</td><td>64" High</td></tr> <tr><td>24</td><td>24" Wide</td></tr> <tr><td>B</td><td>Box Drawer</td></tr> <tr><td>B</td><td>Box Drawer</td></tr> <tr><td>F</td><td>File Drawer</td></tr> <tr><td>L</td><td>Locking</td></tr> <tr><td>111</td><td>Black paint finish</td></tr> </table> <p>Calibre Storage Towers are available with a seamless steel top option. To specify this option, place a "X" after the "L" within the pattern number and add \$100.00 list to the unit price.</p>	CT3	Calibre Storage Tower	SB	Side Access Bookcase	LH	Left Hand Access	64	64" High	24	24" Wide	B	Box Drawer	B	Box Drawer	F	File Drawer	L	Locking	111	Black paint finish	<p>For non-locking towers, deduct \$60 from the list price for single door and double door units or \$75 list for units with wardrobe. Substitute the "L" suffix with a "N" within the pattern number to designate a non-locking unit, example (CT3SLH6424BBFN)</p> <p>"M" drawer consisting of a box drawer body with a file drawer head are available by substituting any two "B" or any one "F" character within the pattern number, example (CT3SLH6424MFN). Multiple "M" drawers may be specified providing they equal the total modules available.</p> <p>A 6" drawer, behind a cupboard door is available by adding the numeral 1 to the end of the pattern number, example (CT3SLH6424BBFFL1). Note: 6" drawers behind doors are not available within the wardrobe portion of towers. Drawers behind doors can be specified with fronts painted in one of 6 accent colors. If an accent color is not selected the fronts will be painted black. Accent colors include, (MEY) Memo Yellow, (MRG) Marine Grey, (SFG) Seafoam Green, (REG) Robbins Egg Blue, (SSP) Sunset Pink and (KRD) Knoll Red.</p>	<p>Hanging rails and other accessories are not included and must be ordered separately. Hanging rails are included with 24" and 30" wide lateral drawers only. (See <i>Tower Accessories for pricing and order entry information</i>)</p> <p>Half depth adjustable shelves and coat hooks may be ordered separately allowing the cupboard area of 15", 24" and 30" wide towers to support binders as well as shorter coats. (See <i>Tower Accessories for pricing and order entry information</i>)</p> <p>Single door towers: Include (2) locks</p> <p>Double door towers: Include (2) locks</p> <p>Wardrobe towers: Include (3) locks</p> <p>15" wide Side Access Bookcase and Display towers: Include (1) lock</p> <p>24" wide Side Access Bookcase and Display towers: Include (2) locks</p>	<p>Dimensions under w, d and h are actual to the nearest ¹/₁₆"</p> <p>24" Wide 50" and 64" Tower Internal Dimensions</p> <ul style="list-style-type: none"> • Box and M drawer height: 4⁵/₁₆" • Box and M drawer width: 12¹/₁₆" • Box and M drawer depth: 18³/₈" • File drawer height: 9¹/₄" • File drawer width: 12¹/₁₆" • File drawer depth: 18³/₈" • Wide drawer height: 9³/₁₆" • Wide drawer width: 20³/₄" • Wide drawer depth: 22⁷/₈" <p>Note: All towers are configured from the top down with standard combinations of box and file drawers.</p> <p>Note: Drawer behind door list pricing is as follows: 1=\$250</p>
CT3	Calibre Storage Tower																						
SB	Side Access Bookcase																						
LH	Left Hand Access																						
64	64" High																						
24	24" Wide																						
B	Box Drawer																						
B	Box Drawer																						
F	File Drawer																						
L	Locking																						
111	Black paint finish																						

description	type	w	d	h	lock	pattern no.	P1	P2	P3
64" High, tower with two box and two file drawers and door and wardrobe (left hand shown)	left hand	23 ⁷ / ₈ "	23 ¹ / ₂ "	63 ⁵ / ₁₆ "	Y	CT3WSLH6424BBFFL	\$1,482.	\$1,631.	\$1,711.
	right hand	23 ⁷ / ₈ "	23 ¹ / ₂ "	63 ⁵ / ₁₆ "	Y	CT3WSRH6424BBFFL	1,482.	1,631.	1,711.

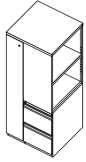


64" High, tower with four file drawers and door and wardrobe (left hand shown)	left hand	23 ⁷ / ₈ "	23 ¹ / ₂ "	63 ⁵ / ₁₆ "	Y	CT3WSLH6424FFFFL	1,498.	1,649.	1,732.
	right hand	23 ⁷ / ₈ "	23 ¹ / ₂ "	63 ⁵ / ₁₆ "	Y	CT3WSRH6424FFFFL	1,498.	1,649.	1,732.

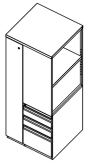


Order Code	Specification Information	Application Notes	Critical Dimensions																				
<p>Example: CT3SBLH6424BBFL-111</p> <table border="1"> <tr><td>CT3</td><td>Calibre Storage Tower</td></tr> <tr><td>SB</td><td>Side Access Bookcase</td></tr> <tr><td>LH</td><td>Left Hand Access</td></tr> <tr><td>64</td><td>64" High</td></tr> <tr><td>24</td><td>24" Wide</td></tr> <tr><td>B</td><td>Box Drawer</td></tr> <tr><td>B</td><td>Box Drawer</td></tr> <tr><td>F</td><td>File Drawer</td></tr> <tr><td>L</td><td>Locking</td></tr> <tr><td>111</td><td>Black paint finish</td></tr> </table> <p>Calibre Storage Towers are available with a seamless steel top option. To specify this option, place a "X" after the "L" within the pattern number and add \$100.00 list to the unit price.</p>	CT3	Calibre Storage Tower	SB	Side Access Bookcase	LH	Left Hand Access	64	64" High	24	24" Wide	B	Box Drawer	B	Box Drawer	F	File Drawer	L	Locking	111	Black paint finish	<p>For non-locking towers, deduct \$60 from the list price for single door and double door units or \$75 list for units with wardrobe. Substitute the "L" suffix with a "N" within the pattern number to designate a non-locking unit, example (CT3SLH6424BBFN)</p> <p>"M" drawer consisting of a box drawer body with a file drawer head are available by substituting any two "B" or any one "F" character within the pattern number, example (CT3SLH6424MFN). Multiple "M" drawers may be specified providing they equal the total modules available.</p> <p>A 6" drawer, behind a cupboard door is available by adding the numeral 1 to the end of the pattern number, example (CT3SLH6424BBFFL1). Note: 6" drawers behind doors are not available within the wardrobe portion of towers. Drawers behind doors can be specified with fronts painted in one of 6 accent colors. If an accent color is not selected the fronts will be painted black. Accent colors include, (MEY) Memo Yellow, (MRG) Marine Grey, (SFG) Seafoam Green, (REG) Robbins Egg Blue, (SSP) Sunset Pink and (KRD) Knoll Red.</p>	<p>Hanging rails and other accessories are not included and must be ordered separately. Hanging rails are included with 24" and 30" wide lateral drawers only. (See <i>Tower Accessories for pricing and order entry information</i>)</p> <p>Half depth adjustable shelves and coat hooks may be ordered separately allowing the cupboard area of 15", 24" and 30" wide towers to support binders as well as shorter coats. (See <i>Tower Accessories for pricing and order entry information</i>)</p> <p>Single door towers: Include (2) locks</p> <p>Double door towers: Include (2) locks</p> <p>Wardrobe towers: Include (3) locks</p> <p>15" wide Side Access Bookcase and Display towers: Include (1) lock</p> <p>24" wide Side Access Bookcase and Display towers: Include (2) locks</p>	<p>Dimensions under w, d and h are actual to the nearest ¹/₁₆"</p> <p>24" Wide 50" and 64" Tower Internal Dimensions</p> <ul style="list-style-type: none"> • Box and M drawer height: 4⁵/₁₆" • Box and M drawer width: 12¹/₁₆" • Box and M drawer depth: 18³/₈" • File drawer height: 9¹/₄" • File drawer width: 12¹/₁₆" • File drawer depth: 18³/₈" • Wide drawer height: 9³/₁₆" • Wide drawer width: 20³/₄" • Wide drawer depth: 22⁷/₈" <p>Note: All towers are configured from the top down with standard combinations of box and file drawers.</p> <p>Note: Drawer behind door list pricing is as follows: 1=\$250</p>
CT3	Calibre Storage Tower																						
SB	Side Access Bookcase																						
LH	Left Hand Access																						
64	64" High																						
24	24" Wide																						
B	Box Drawer																						
B	Box Drawer																						
F	File Drawer																						
L	Locking																						
111	Black paint finish																						

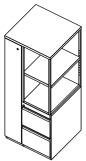
description	type	w	d	h	lock	pattern no.	P1	P2	P3
64" High, Side Access Bookcase with two file drawers with wardrobe (left hand shown)	left hand	23 ⁷ / ₈ "	23 ¹ / ₂ "	63 ⁵ / ₁₆ "	Y	CT3WSBLH6424FFL	\$1,311.	\$1,442.	\$1,515.
	right hand	23 ⁷ / ₈ "	23 ¹ / ₂ "	63 ⁵ / ₁₆ "	Y	CT3WSBRH6424FFL	1,311.	1,442.	1,515.



64" High, Side Access Bookcase with two box and one file drawer with wardrobe (left hand shown)	left hand	23 ⁷ / ₈ "	23 ¹ / ₂ "	63 ⁵ / ₁₆ "	Y	CT3WSBLH6424BBFL	1,375.	1,512.	1,587.
	right hand	23 ⁷ / ₈ "	23 ¹ / ₂ "	63 ⁵ / ₁₆ "	Y	CT3WSBRH6424BBFL	1,375.	1,512.	1,587.

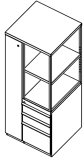


64" High Display tower with two file drawers and wardrobe (left hand shown)	left hand	23 ⁷ / ₈ "	23 ¹ / ₂ "	63 ⁵ / ₁₆ "	Y	CT3WBDLH6424FFL	1,326.	1,459.	1,531.
	right hand	23 ⁷ / ₈ "	23 ¹ / ₂ "	63 ⁵ / ₁₆ "	Y	CT3WBDRH6424FFL	1,326.	1,459.	1,531.



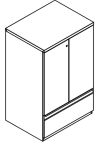
Order Code	Specification Information	Application Notes	Critical Dimensions																				
<p>Example: CT3SBLH6424BBFL-111</p> <table border="1"> <tr><td>CT3</td><td>Calibre Storage Tower</td></tr> <tr><td>SB</td><td>Side Access Bookcase</td></tr> <tr><td>LH</td><td>Left Hand Access</td></tr> <tr><td>64</td><td>64" High</td></tr> <tr><td>24</td><td>24" Wide</td></tr> <tr><td>B</td><td>Box Drawer</td></tr> <tr><td>B</td><td>Box Drawer</td></tr> <tr><td>F</td><td>File Drawer</td></tr> <tr><td>L</td><td>Locking</td></tr> <tr><td>111</td><td>Black paint finish</td></tr> </table> <p>Calibre Storage Towers are available with a seamless steel top option. To specify this option, place a "X" after the "L" within the pattern number and add \$100.00 list to the unit price.</p>	CT3	Calibre Storage Tower	SB	Side Access Bookcase	LH	Left Hand Access	64	64" High	24	24" Wide	B	Box Drawer	B	Box Drawer	F	File Drawer	L	Locking	111	Black paint finish	<p>For non-locking towers, deduct \$60 from the list price for single door and double door units or \$75 list for units with wardrobe. Substitute the "L" suffix with a "N" within the pattern number to designate a non-locking unit, example (CT3SLH6424BBFN)</p> <p>"M" drawer consisting of a box drawer body with a file drawer head are available by substituting any two "B" or any one "F" character within the pattern number, example (CT3SLH6424MFN). Multiple "M" drawers may be specified providing they equal the total modules available.</p> <p>A 6" drawer, behind a cupboard door is available by adding the numeral 1 to the end of the pattern number, example (CT3SLH6424BBFFL1). Note: 6" drawers behind doors are not available within the wardrobe portion of towers. Drawers behind doors can be specified with fronts painted in one of 6 accent colors. If an accent color is not selected the fronts will be painted black. Accent colors include, (MEY) Memo Yellow, (MRG) Marine Grey, (SFG) Seafoam Green, (REG) Robbins Egg Blue, (SSP) Sunset Pink and (KRD) Knoll Red.</p>	<p>Hanging rails and other accessories are not included and must be ordered separately. Hanging rails are included with 24" and 30" wide lateral drawers only. (See <i>Tower Accessories for pricing and order entry information</i>)</p> <p>Half depth adjustable shelves and coat hooks may be ordered separately allowing the cupboard area of 15", 24" and 30" wide towers to support binders as well as shorter coats. (See <i>Tower Accessories for pricing and order entry information</i>)</p> <p>Single door towers: Include (2) locks</p> <p>Double door towers: Include (2) locks</p> <p>Wardrobe towers: Include (3) locks</p> <p>15" wide Side Access Bookcase and Display towers: Include (1) lock</p> <p>24" wide Side Access Bookcase and Display towers: Include (2) locks</p>	<p>Dimensions under w, d and h are actual to the nearest ¹/₁₆"</p> <p>24" Wide 50" and 64" Tower Internal Dimensions</p> <ul style="list-style-type: none"> • Box and M drawer height: 4⁵/₁₆" • Box and M drawer width: 12¹/₁₆" • Box and M drawer depth: 18³/₈" • File drawer height: 9¹/₄" • File drawer width: 12¹/₁₆" • File drawer depth: 18³/₈" • Wide drawer height: 9⁷/₁₆" • Wide drawer width: 20³/₄" • Wide drawer depth: 22⁷/₈" <p>Note: All towers are configured from the top down with standard combinations of box and file drawers.</p> <p>Note: Drawer behind door list pricing is as follows: 1=\$250</p>
CT3	Calibre Storage Tower																						
SB	Side Access Bookcase																						
LH	Left Hand Access																						
64	64" High																						
24	24" Wide																						
B	Box Drawer																						
B	Box Drawer																						
F	File Drawer																						
L	Locking																						
111	Black paint finish																						

description	type	w	d	h	lock	pattern no.	P1	P2	P3
64" High Display tower with two box and one file drawer and wardrobe (left hand shown)	left hand	23 ⁷ / ₈ "	23 ¹ / ₂ "	63 ⁷ / ₁₆ "	Y	CT3WBDLH6424BBFL	\$1,387.	\$1,525.	\$1,602.
	right hand	23 ⁷ / ₈ "	23 ¹ / ₂ "	63 ⁷ / ₁₆ "	Y	CT3WBDRH6424BBFL	1,387.	1,525.	1,602.

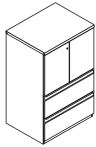


Order Code	Specification Information	Application Notes	Critical Dimensions																				
<p>Example: CT3SBLH6424BBFL-111</p> <table border="1"> <tr><td>CT3</td><td>Calibre Storage Tower</td></tr> <tr><td>SB</td><td>Side Access Bookcase</td></tr> <tr><td>LH</td><td>Left Hand Access</td></tr> <tr><td>64</td><td>64" High</td></tr> <tr><td>24</td><td>24" Wide</td></tr> <tr><td>B</td><td>Box Drawer</td></tr> <tr><td>B</td><td>Box Drawer</td></tr> <tr><td>F</td><td>File Drawer</td></tr> <tr><td>L</td><td>Locking</td></tr> <tr><td>111</td><td>Black paint finish</td></tr> </table> <p>Calibre Storage Towers are available with a seamless steel top option. To specify this option, place a "X" after the "L" within the pattern number and add \$100.00 list to the unit price.</p>	CT3	Calibre Storage Tower	SB	Side Access Bookcase	LH	Left Hand Access	64	64" High	24	24" Wide	B	Box Drawer	B	Box Drawer	F	File Drawer	L	Locking	111	Black paint finish	<p>For non-locking towers, deduct \$60 from the list price for single door and double door units or \$75 list for units with wardrobe. Substitute the "L" suffix with a "N" within the pattern number to designate a non-locking unit, example (CT3SLH6424BBFN)</p> <p>"M" drawer consisting of a box drawer body with a file drawer head are available by substituting any two "B" or any one "F" character within the pattern number, example (CT3SLH6424MFN). Multiple "M" drawers may be specified providing they equal the total modules available.</p> <p>A 6" drawer, behind a cupboard door is available by adding the numeral 1 to the end of the pattern number, example (CT3SLH6424BBFFL1). Note: 6" drawers behind doors are not available within the wardrobe portion of towers. Drawers behind doors can be specified with fronts painted in one of 6 accent colors. If an accent color is not selected the fronts will be painted black. Accent colors include, (MEY) Memo Yellow, (MRG) Marine Grey, (SFG) Seafoam Green, (REG) Robbins Egg Blue, (SSP) Sunset Pink and (KRD) Knoll Red.</p>	<p>Hanging rails and other accessories are not included and must be ordered separately. Hanging rails are included with 24" and 30" wide lateral drawers only. (See <i>Tower Accessories for pricing and order entry information</i>)</p> <p>Half depth adjustable shelves and coat hooks may be ordered separately allowing the cupboard area of 15", 24" and 30" wide towers to support binders as well as shorter coats. (See <i>Tower Accessories for pricing and order entry information</i>)</p> <p>Single door towers: Include (2) locks</p> <p>Double door towers: Include (2) locks</p> <p>Wardrobe towers: Include (3) locks</p> <p>15" wide Side Access Bookcase and Display towers: Include (1) lock</p> <p>24" wide Side Access Bookcase and Display towers: Include (2) locks</p>	<p>Dimensions under w, d and h are actual to the nearest ¹/₁₆"</p> <p>24" Wide 50" and 64" Tower Internal Dimensions</p> <ul style="list-style-type: none"> • Box and M drawer height: 4⁵/₁₆" • Box and M drawer width: 12¹/₁₆" • Box and M drawer depth: 18³/₈" • File drawer height: 9¹/₄" • File drawer width: 12¹/₁₆" • File drawer depth: 18³/₈" • Wide drawer height: 9⁷/₁₆" • Wide drawer width: 20³/₄" • Wide drawer depth: 22⁷/₈" <p>Note: All towers are configured from the top down with standard combinations of box and file drawers.</p> <p>Note: Drawer behind door list pricing is as follows: 1=\$250</p>
CT3	Calibre Storage Tower																						
SB	Side Access Bookcase																						
LH	Left Hand Access																						
64	64" High																						
24	24" Wide																						
B	Box Drawer																						
B	Box Drawer																						
F	File Drawer																						
L	Locking																						
111	Black paint finish																						

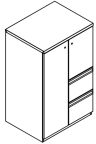
description	type	w	d	height	pattern no.	P1	P2	P3
50" High, Double Door tower with one wide drawer		29 ⁷ / ₈ "	23 ¹ / ₂ "	48 ⁵ / ₁₆ "	CT3D5030WL	\$1,214.	\$1,336.	\$1,403.



50" High, Double Door tower with two wide drawers		29 ⁷ / ₈ "	23 ¹ / ₂ "	48 ⁵ / ₁₆ "	CT3D5030WWL	1,452.	1,598.	1,677.
---	--	----------------------------------	----------------------------------	-----------------------------------	--------------------	--------	--------	--------



50" High, tower with two file drawers and door and wardrobe (left hand shown)	left hand	29 ⁷ / ₈ "	23 ¹ / ₂ "	48 ⁵ / ₁₆ "	CT3WSLH5030FFL	1,145.	1,259.	1,323.
	right hand	29 ⁷ / ₈ "	23 ¹ / ₂ "	48 ⁵ / ₁₆ "	CT3WSRH5030FFL	1,145.	1,259.	1,323.

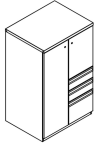


Order Code	Specification Information	Application Notes	Critical Dimensions
Example: CT3WSLH5030BBFL-111	For non-locking towers, deduct \$60 from the list price for single door and double door units or \$75 list for units with wardrobe. Substitute the "L" suffix with a "N" within the pattern number to designate a non-locking unit, example (CT3WSLH5030BBFN)	Hanging rails and other accessories are not included and must be ordered separately. Hanging rails are included with 24" and 30" wide lateral drawers only. (See <i>Tower Accessories for pricing and order entry information</i>)	Dimensions under w , d and h are actual to the nearest ¹ / ₁₆ "
CT3 Calibre Storage Tower			24" Wide 50" and 64" Tower Internal Dimensions
WS Wardrobe and Single Door	"M" drawer consisting of a box drawer body with a file drawer head are available by substituting any two "B" or any one "F" character within the pattern number, example (CT3WSLH5030MFN). Multiple "M" drawers may be specified providing they equal the total modules available.	Half depth adjustable shelves and coat hooks may be ordered separately allowing the cupboard area of 15", 24" and 30" wide towers to support binders as well as shorter coats. (See <i>Tower Accessories for pricing and order entry information</i>)	<ul style="list-style-type: none"> • Box and M drawer height: 4⁵/₁₆" • Box and M drawer width: 12¹/₁₆" • Box and M drawer depth: 18³/₈" • File drawer height: 9¹/₄" • File drawer width: 12¹/₁₆" • File drawer depth: 18³/₈" • Wide drawer height: 9⁷/₁₆" • Wide drawer width: 20³/₄" • Wide drawer depth: 22⁷/₈"
LH Left Hand Access		Single door towers: Include (2) locks	Note: All towers are configured from the top down with standard combinations of box and file drawers.
50 50" High		Double door towers: Include (2) locks	Note: Drawer behind door list pricing is as follows: 1=\$250
30 30" Wide		Wardrobe towers: Include (3) locks	
B Box Drawer		15" wide Side Access Bookcase and Display towers: Include (1) lock	
B Box Drawer		24" wide Side Access Bookcase and Display towers: Include (2) locks	
F File Drawer			
L Locking			
111 Black paint finish			

Calibre Storage Towers are available with a seamless steel top option. To specify this option, place a "X" after the "L" within the pattern number and add \$100.00 list to the unit price.

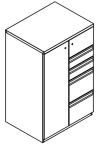
A 6" drawer, behind a cupboard door is available by adding the numeral 1 to the end of the pattern number, example (CT3SLH6424BBFFL1). **Note:** 6" drawers behind doors are not available within the wardrobe portion of towers. Drawers behind doors can be specified with fronts painted in one of 6 accent colors. If an accent color is not selected the fronts will be painted black. Accent colors include, (MEY) Memo Yellow, (MRG) Marine Grey, (SFG) Seafoam Green, (REG) Robbins Egg Blue, (SSP) Sunset Pink and (KRD) Knoll Red.

description	type	w	d	height	pattern no.	P1	P2	P3
50" High, tower with two box and one file drawer and door and wardrobe (left hand shown)	left hand	29 ⁷ / ₈ "	23 ¹ / ₂ "	48 ⁵ / ₁₆ "	CT3WSLH5030BBFL	\$1,246.	\$1,372.	\$1,439.
	right hand	29 ⁷ / ₈ "	23 ¹ / ₂ "	48 ⁵ / ₁₆ "	CT3WSRH5030BBFL	1,246.	1,372.	1,439.



50" High, tower with one box and two file drawers and door and wardrobe (left hand shown)	left hand	29 ⁷ / ₈ "	23 ¹ / ₂ "	48 ⁵ / ₁₆ "	CT3WSLH5030BBFL	1,256.	1,381.	1,451.
	right hand	29 ⁷ / ₈ "	23 ¹ / ₂ "	48 ⁵ / ₁₆ "	CT3WSRH5030BBFL	1,256.	1,381.	1,451.

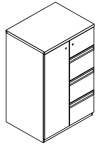
50" High, tower with two box and two file drawers and door and wardrobe (left hand shown)	left hand	29 ⁷ / ₈ "	23 ¹ / ₂ "	48 ⁵ / ₁₆ "	CT3WSLH5030BBFL	1,363.	1,500.	1,575.
	right hand	29 ⁷ / ₈ "	23 ¹ / ₂ "	48 ⁵ / ₁₆ "	CT3WSRH5030BBFL	1,363.	1,500.	1,575.



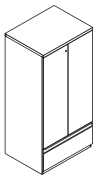
Order Code	Specification Information	Application Notes	Critical Dimensions
Example: CT3WSLH5030BBFL-111	For non-locking towers, deduct \$60 from the list price for single door and double door units or \$75 list for units with wardrobe. Substitute the "L" suffix with a "N" within the pattern number to designate a non-locking unit, example (CT3WSLH5030BBFN)	Hanging rails and other accessories are not included and must be ordered separately. Hanging rails are included with 24" and 30" wide lateral drawers only. (See <i>Tower Accessories for pricing and order entry information</i>)	Dimensions under w , d and h are actual to the nearest ¹ / ₁₆ "
CT3 Calibre Storage Tower			24" Wide 50" and 64" Tower Internal Dimensions
WS Wardrobe and Single Door	"M" drawer consisting of a box drawer body with a file drawer head are available by substituting any two "B" or any one "F" character within the pattern number, example (CT3WSLH5030MFN). Multiple "M" drawers may be specified providing they equal the total modules available.	Half depth adjustable shelves and coat hooks may be ordered separately allowing the cupboard area of 15", 24" and 30" wide towers to support binders as well as shorter coats. (See <i>Tower Accessories for pricing and order entry information</i>)	<ul style="list-style-type: none"> • Box and M drawer height: 4⁵/₁₆" • Box and M drawer width: 12¹/₁₆" • Box and M drawer depth: 18³/₈" • File drawer height: 9¹/₄" • File drawer width: 12¹/₁₆" • File drawer depth: 18³/₈" • Wide drawer height: 9³/₁₆" • Wide drawer width: 20³/₄" • Wide drawer depth: 22⁷/₈"
LH Left Hand Access		Single door towers: Include (2) locks	Note: All towers are configured from the top down with standard combinations of box and file drawers.
50 50" High	A 6" drawer, behind a cupboard door is available by adding the numeral 1 to the end of the pattern number, example (CT3SLH6424BBFFL1). Note: 6" drawers behind doors are not available within the wardrobe portion of towers. Drawers behind doors can be specified with fronts painted in one of 6 accent colors. If an accent color is not selected the fronts will be painted black. Accent colors include, (MEY) Memo Yellow, (MRG) Marine Grey, (SFG) Seafoam Green, (REG) Robbins Egg Blue, (SSP) Sunset Pink and (KRD) Knoll Red.	Double door towers: Include (2) locks	Note: Drawer behind door list pricing is as follows: 1=\$250
30 30" Wide		Wardrobe towers: Include (3) locks	
B Box Drawer		15" wide Side Access Bookcase and Display towers: Include (1) lock	
B Box Drawer		24" wide Side Access Bookcase and Display towers: Include (2) locks	
F File Drawer			
L Locking			
111 Black paint finish			

Calibre Storage Towers are available with a seamless steel top option. To specify this option, place a "X" after the "L" within the pattern number and add \$100.00 list to the unit price.

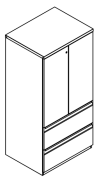
description	type	w	d	height	pattern no.	P1	P2	P3
50" High, tower with three file drawers and door and wardrobe (left hand shown)	left hand	29 ⁷ / ₈ "	23 ¹ / ₂ "	48 ⁵ / ₁₆ "	CT3WSLH5030FFFL	\$1,256.	\$1,381.	\$1,451.
	right hand	29 ⁷ / ₈ "	23 ¹ / ₂ "	48 ⁵ / ₁₆ "	CT3WSRH5030FFFL	1,256.	1,381.	1,451.



64" High, Double Door tower with one wide drawer		29 ⁷ / ₈ "	23 ¹ / ₂ "	63 ⁵ / ₁₆ "	CT3D6430WL	1,274.	1,402.	1,471.
--	--	----------------------------------	----------------------------------	-----------------------------------	-------------------	--------	--------	--------



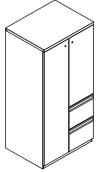
64" High, Double Door tower with two wide drawers		29 ⁷ / ₈ "	23 ¹ / ₂ "	63 ⁵ / ₁₆ "	CT3D6430WWL	1,526.	1,680.	1,764.
---	--	----------------------------------	----------------------------------	-----------------------------------	--------------------	--------	--------	--------



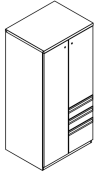
Order Code	Specification Information	Application Notes	Critical Dimensions
Example: CT3WSLH5030BBFL-111	For non-locking towers, deduct \$60 from the list price for single door and double door units or \$75 list for units with wardrobe. Substitute the "L" suffix with a "N" within the pattern number to designate a non-locking unit, example (CT3WSLH5030BBFN)	Hanging rails and other accessories are not included and must be ordered separately. Hanging rails are included with 24" and 30" wide lateral drawers only. (See <i>Tower Accessories for pricing and order entry information</i>)	Dimensions under w , d and h are actual to the nearest ¹ / ₁₆ "
CT3 Calibre Storage Tower			24" Wide 50" and 64" Tower Internal Dimensions
WS Wardrobe and Single Door	"M" drawer consisting of a box drawer body with a file drawer head are available by substituting any two "B" or any one "F" character within the pattern number, example (CT3WSLH5030MFN). Multiple "M" drawers may be specified providing they equal the total modules available.	Half depth adjustable shelves and coat hooks may be ordered separately allowing the cupboard area of 15", 24" and 30" wide towers to support binders as well as shorter coats. (See <i>Tower Accessories for pricing and order entry information</i>)	<ul style="list-style-type: none"> • Box and M drawer height: 4⁵/₁₆" • Box and M drawer width: 12¹/₁₆" • Box and M drawer depth: 18³/₈" • File drawer height: 9¹/₄" • File drawer width: 12¹/₁₆" • File drawer depth: 18³/₈" • Wide drawer height: 9⁷/₁₆" • Wide drawer width: 20³/₄" • Wide drawer depth: 22⁷/₈"
LH Left Hand Access	A 6" drawer, behind a cupboard door is available by adding the numeral 1 to the end of the pattern number, example (CT3SLH6424BBFFL1). Note: 6" drawers behind doors are not available within the wardrobe portion of towers. Drawers behind doors can be specified with fronts painted in one of 6 accent colors. If an accent color is not selected the fronts will be painted black. Accent colors include, (MEY) Memo Yellow, (MRG) Marine Grey, (SFG) Seafoam Green, (REG) Robbins Egg Blue, (SSP) Sunset Pink and (KRD) Knoll Red.	Single door towers: Include (2) locks	Note: All towers are configured from the top down with standard combinations of box and file drawers.
50 50" High		Double door towers: Include (2) locks	Note: Drawer behind door list pricing is as follows: 1=\$250
30 30" Wide		Wardrobe towers: Include (3) locks	
B Box Drawer		15" wide Side Access Bookcase and Display towers: Include (1) lock	
B Box Drawer		24" wide Side Access Bookcase and Display towers: Include (2) locks	
F File Drawer			
L Locking			
111 Black paint finish			

Calibre Storage Towers are available with a seamless steel top option. To specify this option, place a "X" after the "L" within the pattern number and add \$100.00 list to the unit price.

description	type	w	d	height	pattern no.	P1	P2	P3
64" High, tower with two file drawers and door and wardrobe (left hand shown)	left hand	29 ⁷ / ₈ "	23 ¹ / ₂ "	63 ⁵ / ₁₆ "	CT3WSLH6430FFL	\$1,225.	\$1,348.	\$1,414.
	right hand	29 ⁷ / ₈ "	23 ¹ / ₂ "	63 ⁵ / ₁₆ "	CT3WSRH6430FFL	1,225.	1,348.	1,414.



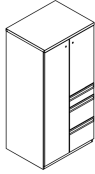
64" High, tower with two box and one file drawer and door and wardrobe (left hand shown)	left hand	29 ⁷ / ₈ "	23 ¹ / ₂ "	63 ⁵ / ₁₆ "	CT3WSLH6430BBFL	1,313.	1,445.	1,518.
	right hand	29 ⁷ / ₈ "	23 ¹ / ₂ "	63 ⁵ / ₁₆ "	CT3WSRH6430BBFL	1,313.	1,445.	1,518.



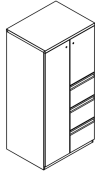
Order Code	Specification Information	Application Notes	Critical Dimensions
Example: CT3WSLH5030BBFL-111	For non-locking towers, deduct \$60 from the list price for single door and double door units or \$75 list for units with wardrobe. Substitute the "L" suffix with a "N" within the pattern number to designate a non-locking unit, example (CT3WSLH5030BBFN)	Hanging rails and other accessories are not included and must be ordered separately. Hanging rails are included with 24" and 30" wide lateral drawers only. (See <i>Tower Accessories for pricing and order entry information</i>)	Dimensions under w , d and h are actual to the nearest ¹ / ₁₆ "
CT3 Calibre Storage Tower			24" Wide 50" and 64" Tower Internal Dimensions
WS Wardrobe and Single Door	"M" drawer consisting of a box drawer body with a file drawer head are available by substituting any two "B" or any one "F" character within the pattern number, example (CT3WSLH5030MFN). Multiple "M" drawers may be specified providing they equal the total modules available.	Half depth adjustable shelves and coat hooks may be ordered separately allowing the cupboard area of 15", 24" and 30" wide towers to support binders as well as shorter coats. (See <i>Tower Accessories for pricing and order entry information</i>)	<ul style="list-style-type: none"> • Box and M drawer height: 4⁵/₁₆" • Box and M drawer width: 12¹/₁₆" • Box and M drawer depth: 18³/₈" • File drawer height: 9¹/₄" • File drawer width: 12¹/₁₆" • File drawer depth: 18³/₈" • Wide drawer height: 9⁷/₁₆" • Wide drawer width: 20³/₄" • Wide drawer depth: 22⁷/₈"
LH Left Hand Access		Single door towers: Include (2) locks	Note: All towers are configured from the top down with standard combinations of box and file drawers.
50 50" High	A 6" drawer, behind a cupboard door is available by adding the numeral 1 to the end of the pattern number, example (CT3SLH6424BBFFL1). Note: 6" drawers behind doors are not available within the wardrobe portion of towers. Drawers behind doors can be specified with fronts painted in one of 6 accent colors. If an accent color is not selected the fronts will be painted black. Accent colors include, (MEY) Memo Yellow, (MRG) Marine Grey, (SFG) Seafoam Green, (REG) Robbins Egg Blue, (SSP) Sunset Pink and (KRD) Knoll Red.	Double door towers: Include (2) locks	Note: Drawer behind door list pricing is as follows: 1=\$250
30 30" Wide		Wardrobe towers: Include (3) locks	
B Box Drawer		15" wide Side Access Bookcase and Display towers: Include (1) lock	
B Box Drawer		24" wide Side Access Bookcase and Display towers: Include (2) locks	
F File Drawer			
L Locking			
111 Black paint finish			

Calibre Storage Towers are available with a seamless steel top option. To specify this option, place a "X" after the "L" within the pattern number and add \$100.00 list to the unit price.

description	type	w	d	height	pattern no.	P1	P2	P3
64" High, tower with one box and two file drawers and door and wardrobe (left hand shown)	left hand	29 ⁷ / ₈ "	23 ¹ / ₂ "	63 ³ / ₁₆ "	CT3WSLH6430BFFL	\$1,330.	\$1,463.	\$1,536.
	right hand	29 ⁷ / ₈ "	23 ¹ / ₂ "	63 ³ / ₁₆ "	CT3WSRH6430BFFL	1,330.	1,463.	1,536.



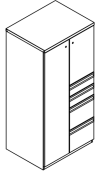
64" High, tower with three file drawers and door and wardrobe (left hand shown)	left hand	29 ⁷ / ₈ "	23 ¹ / ₂ "	63 ³ / ₁₆ "	CT3WSLH6430FFFL	1,324.	1,457.	1,528.
	right hand	29 ⁷ / ₈ "	23 ¹ / ₂ "	63 ³ / ₁₆ "	CT3WSRH6430FFFL	1,324.	1,457.	1,528.



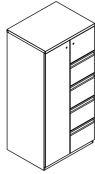
Order Code	Specification Information	Application Notes	Critical Dimensions
Example: CT3WSLH5030BBFL-111	For non-locking towers, deduct \$60 from the list price for single door and double door units or \$75 list for units with wardrobe. Substitute the "L" suffix with a "N" within the pattern number to designate a non-locking unit, example (CT3WSLH5030BBFN)	Hanging rails and other accessories are not included and must be ordered separately. Hanging rails are included with 24" and 30" wide lateral drawers only. (See <i>Tower Accessories for pricing and order entry information</i>)	Dimensions under w , d and h are actual to the nearest ¹ / ₁₆ "
CT3 Calibre Storage Tower			24" Wide 50" and 64" Tower Internal Dimensions
WS Wardrobe and Single Door	"M" drawer consisting of a box drawer body with a file drawer head are available by substituting any two "B" or any one "F" character within the pattern number, example (CT3WSLH5030MFN). Multiple "M" drawers may be specified providing they equal the total modules available.	Half depth adjustable shelves and coat hooks may be ordered separately allowing the cupboard area of 15", 24" and 30" wide towers to support binders as well as shorter coats. (See <i>Tower Accessories for pricing and order entry information</i>)	<ul style="list-style-type: none"> • Box and M drawer height: 4⁵/₁₆" • Box and M drawer width: 12¹/₁₆" • Box and M drawer depth: 18³/₈" • File drawer height: 9¹/₄" • File drawer width: 12¹/₁₆" • File drawer depth: 18³/₈" • Wide drawer height: 9³/₁₆" • Wide drawer width: 20³/₄" • Wide drawer depth: 22⁷/₈"
LH Left Hand Access		Single door towers: Include (2) locks	Note: All towers are configured from the top down with standard combinations of box and file drawers.
50 50" High	A 6" drawer, behind a cupboard door is available by adding the numeral 1 to the end of the pattern number, example (CT3SLH6424BBFFL1). Note: 6" drawers behind doors are not available within the wardrobe portion of towers. Drawers behind doors can be specified with fronts painted in one of 6 accent colors. If an accent color is not selected the fronts will be painted black. Accent colors include, (MEY) Memo Yellow, (MRG) Marine Grey, (SFG) Seafoam Green, (REG) Robbins Egg Blue, (SSP) Sunset Pink and (KRD) Knoll Red.	Double door towers: Include (2) locks	Note: Drawer behind door list pricing is as follows: 1=\$250
30 30" Wide		Wardrobe towers: Include (3) locks	
B Box Drawer		15" wide Side Access Bookcase and Display towers: Include (1) lock	
B Box Drawer		24" wide Side Access Bookcase and Display towers: Include (2) locks	
F File Drawer			
L Locking			
111 Black paint finish			

Calibre Storage Towers are available with a seamless steel top option. To specify this option, place a "X" after the "L" within the pattern number and add \$100.00 list to the unit price.

description	type	w	d	height	pattern no.	P1	P2	P3
64" High, tower with two box and two file drawers and door and wardrobe (left hand shown)	left hand	29 ⁷ / ₈ "	23 ¹ / ₂ "	63 ⁵ / ₁₆ "	CT3WSLH6430BBFFL	\$1,436.	\$1,579.	\$1,658.
	right hand	29 ⁷ / ₈ "	23 ¹ / ₂ "	63 ⁵ / ₁₆ "	CT3WSRH6430BBFFL	1,436.	1,579.	1,658.

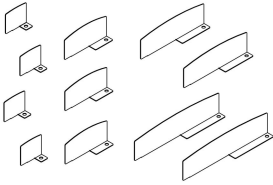


64" High, tower with four file drawers and door and wardrobe (left hand shown)	left hand	29 ⁷ / ₈ "	23 ¹ / ₂ "	63 ⁵ / ₁₆ "	CT3WSLH6430FFFFL	1,452.	1,598.	1,677.
	right hand	29 ⁷ / ₈ "	23 ¹ / ₂ "	63 ⁵ / ₁₆ "	CT3WSRH6430FFFFL	1,452.	1,598.	1,677.



Order Code	Specification Information	Application Notes	Critical Dimensions
Example: CT3WSLH5030BBFL-111	For non-locking towers, deduct \$60 from the list price for single door and double door units or \$75 list for units with wardrobe. Substitute the "L" suffix with a "N" within the pattern number to designate a non-locking unit, example (CT3WSLH5030BBFN)	Hanging rails and other accessories are not included and must be ordered separately. Hanging rails are included with 24" and 30" wide lateral drawers only. (See <i>Tower Accessories for pricing and order entry information</i>)	Dimensions under w , d and h are actual to the nearest ¹ / ₁₆ "
CT3 Calibre Storage Tower			24" Wide 50" and 64" Tower Internal Dimensions
WS Wardrobe and Single Door	"M" drawer consisting of a box drawer body with a file drawer head are available by substituting any two "B" or any one "F" character within the pattern number, example (CT3WSLH5030MFN). Multiple "M" drawers may be specified providing they equal the total modules available.	Half depth adjustable shelves and coat hooks may be ordered separately allowing the cupboard area of 15", 24" and 30" wide towers to support binders as well as shorter coats. (See <i>Tower Accessories for pricing and order entry information</i>)	<ul style="list-style-type: none"> Box and M drawer height: 4⁵/₁₆" Box and M drawer width: 12¹/₁₆" Box and M drawer depth: 18³/₈" File drawer height: 9¹/₄" File drawer width: 12¹/₁₆" File drawer depth: 18³/₈" Wide drawer height: 9³/₁₆" Wide drawer width: 20³/₄" Wide drawer depth: 22⁷/₈"
LH Left Hand Access		Single door towers: Include (2) locks	Note: All towers are configured from the top down with standard combinations of box and file drawers.
50 50" High	A 6" drawer, behind a cupboard door is available by adding the numeral 1 to the end of the pattern number, example (CT3SLH6424BBFFL1). Note: 6" drawers behind doors are not available within the wardrobe portion of towers. Drawers behind doors can be specified with fronts painted in one of 6 accent colors. If an accent color is not selected the fronts will be painted black. Accent colors include, (MEY) Memo Yellow, (MRG) Marine Grey, (SFG) Seafoam Green, (REG) Robbins Egg Blue, (SSP) Sunset Pink and (KRD) Knoll Red.	Double door towers: Include (2) locks	Note: Drawer behind door list pricing is as follows: 1=\$250
30 30" Wide		Wardrobe towers: Include (3) locks	
B Box Drawer		15" wide Side Access Bookcase and Display towers: Include (1) lock	
B Box Drawer		24" wide Side Access Bookcase and Display towers: Include (2) locks	
F File Drawer			
L Locking			
111 Black paint finish			

Calibre Storage Towers are available with a seamless steel top option. To specify this option, place a "X" after the "L" within the pattern number and add \$100.00 list to the unit price.

description	type	w	d	h	pattern no.	list	P1	P2	P3
Pedestal Drawer Divider Kit (For use in Calibre tower or Calibre pedestal box and file drawers. Not intended for 3" drawers.)					DT3PDD	\$318.			
									
File Drawer Divider Kit (For use with all Calibre/S2/Morrison front lateral file drawers with the exception of 3" high drawers)					DT3FDD	396.			

Specification Information

DT3PDD Pedestal Drawer Dividers and **DT3RT** Pedestal Drawer Reference Tablets are supported with a black painted finish standard. Select from 6 additional accent colors at no-charge. Accent colors are as follows: **(Mey)** Memo Yellow, **(MRG)** Marine Grey, **(SFG)** Seafoam Green, **(REG)** Robbins Egg Blue, **(SSP)** Sunset Pink and **(KRD)** Knoll Red.

Note: Only the **DT3PDD**, **DT3FDD**, **DT3RT** and **DT3SDD** dividers and Reference Tablets are available in accent colors, with the exception of tower marker boards which are supported in all accent colors with the exception of **(KRD)** Knoll Red.

Application Notes

The **DT3PDD** Pedestal Drawer Divider Kit is comprised of a series of magnetic fences that attach to the bottom of steel pedestal (Calibre and S2) pedestal drawer bodies to support space division. May also be used within S2 and Calibre Tower File and Box drawers. Each kit contains (4) 3" wide, (3) 6" wide, (2) 9" wide and (2) 12" wide dividers. Dividers are constructed from steel. **DT3PDD** dividers are not designed to work with 3" high lateral file or pedestal drawers.

The **DT3FDD** File Drawer Divider Kit is comprised of a series of magnetic fences that attach to the bottom of (Calibre/S2/Morrison Font) lateral file drawer bodies to support space division. Each kit contains (4) 3" wide, (3) 6" wide, (2) 9" wide, (2) 12" and (2) 15" dividers. Dividers are constructed from steel. **DT3FDD** dividers are not designed to work with 3" high lateral file or pedestal drawers.

The **DT3SDD** File Drawer Divider Kit is comprised of a series of magnetic fences that attach to the bottom of (Calibre/S2/Morrison Font) lateral file drawer bodies to support space division. Each kit contains (4) 3" wide, (3) 6" wide, (2) 9" wide, (2) 12" and (2) 15" dividers. Dividers are constructed from steel. **DT3SDD** dividers are designed to work with 3" high lateral file or pedestal drawers.

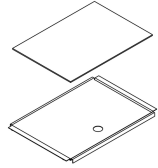
Marker boards are intended for use within standard single door or wardrobe towers with a cupboard door. Marker boards attach to the interior of cupboard doors. To determine the correct size marker board, first determine the drawer configuration of either a single door or wardrobe tower with a cupboard. Then match the configuration of drawers to the correct marker board description. (example) If you have a 50" high single door tower with (1) wide drawer, then you will specify a MB50W. Marker boards are finished in White, Seafoam Green, Marine Grey, Memo Yellow, Robbins Egg Blue or Sunset Pink.

Note: Worksurface Splice Plate Kits are intended for use with Side Access Bookcase and Display Towers only.

Note: 15" wide half depth shelves are suitable for use with 15" wide single door towers or within the wardrobe portion of a 30" wide wardrobe tower.

Note: 24" wide half depth shelves are suitable for use with 24" wide single door towers or 24" wide double door towers. 30" wide half depth shelves are suitable for use in with 30" wide double door towers only.

description	type	w	d	h	pattern no.	list	P1	P2	P3
File Drawer Divider Kit for 3" high lateral file drawers					DT3SDD	\$396.			
Pencil Tray (Calibre/Dividends/S2 pedestals and towers)					DS1PPT	31.			
Reference Tablet with Plexi Glass Cover (For use with Calibre/S2 pedestals and towers)					DT3RT	92.			



Specification Information

DT3PDD Pedestal Drawer Dividers and **DT3RT** Pedestal Drawer Reference Tablets are supported with a black painted finish standard. Select from 6 additional accent colors at no-charge. Accent colors are as follows: **(Mey)** Memo Yellow, **(MRG)** Marine Grey, **(SFG)** Seafoam Green, **(REG)** Robbins Egg Blue, **(SSP)** Sunset Pink and **(KRD)** Knoll Red.

Note: Only the **DT3PDD**, **DT3FDD**, **DT3RT** and **DT3SDD** dividers and Reference Tablets are available in accent colors, with the exception of tower marker boards which are supported in all accent colors with the exception of **(KRD)** Knoll Red.

Application Notes

The **DT3PDD** Pedestal Drawer Divider Kit is comprised of a series of magnetic fences that attach to the bottom of steel pedestal (Calibre and S2) pedestal drawer bodies to support space division. May also be used within S2 and Calibre Tower File and Box drawers. Each kit contains (4) 3" wide, (3) 6" wide, (2) 9" wide and (2) 12" wide dividers. Dividers are constructed from steel. **DT3PDD** dividers are not designed to work with 3" high lateral file or pedestal drawers.

The **DT3FDD** File Drawer Divider Kit is comprised of a series of magnetic fences that attach to the bottom of (Calibre/S2/Morrison Font) lateral file drawer bodies to support space division. Each kit contains (4) 3" wide, (3) 6" wide, (2) 9" wide, (2) 12" and (2) 15" dividers. Dividers are constructed from steel. **DT3FDD** dividers are not designed to work with 3" high lateral file or pedestal drawers.

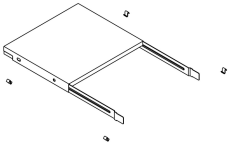
The **DT3SDD** File Drawer Divider Kit is comprised of a series of magnetic fences that attach to the bottom of (Calibre/S2/Morrison Font) lateral file drawer bodies to support space division. Each kit contains (4) 3" wide, (3) 6" wide, (2) 9" wide, (2) 12" and (2) 15" dividers. Dividers are constructed from steel. **DT3SDD** dividers are designed to work with 3" high lateral file or pedestal drawers.

Marker boards are intended for use within standard single door or wardrobe towers with a cupboard door. Marker boards attach to the interior of cupboard doors. To determine the correct size marker board, first determine the drawer configuration of either a single door or wardrobe tower with a cupboard. Then match the configuration of drawers to the correct marker board description. (example) If you have a 50" high single door tower with (1) wide drawer, then you will specify a MB50W. Marker boards are finished in White, Seafoam Green, Marine Grey, Memo Yellow, Robbins Egg Blue or Sunset Pink.

Note: Worksurface Splice Plate Kits are intended for use with Side Access Bookcase and Display Towers only.

Note: 15" wide half depth shelves are suitable for use with 15" wide single door towers or within the wardrobe portion of a 30" wide wardrobe tower.

Note: 24" wide half depth shelves are suitable for use with 24" wide single door towers or 24" wide double door towers. 30" wide half depth shelves are suitable for use in with 30" wide double door towers only.

description	type	w	d	h	pattern no.	list	P1	P2	P3
15" Wide Half Depth Shelf 	Half Depth	15"	12"	3/4"	DT3HDS15	\$108.			
24" Wide Half Depth Shelf	Half Depth	24"	12"	3/4"	DT3HDS24	114.			
30" Wide Half Depth Shelf	Half Depth	30"	12"	3/4"	DT3HDS30	135.			

Specification Information

DT3PDD Pedestal Drawer Dividers and **DT3RT** Pedestal Drawer Reference Tablets are supported with a black painted finish standard. Select from 6 additional accent colors at no-charge. Accent colors are as follows: **(Mey)** Memo Yellow, **(MRG)** Marine Grey, **(SFG)** Seafoam Green, **(REG)** Robbins Egg Blue, **(SSP)** Sunset Pink and **(KRD)** Knoll Red.

Note: Only the **DT3PDD**, **DT3FDD**, **DT3RT** and **DT3SDD** dividers and Reference Tablets are available in accent colors, with the exception of tower marker boards which are supported in all accent colors with the exception of **(KRD)** Knoll Red.

Application Notes

The **DT3PDD** Pedestal Drawer Divider Kit is comprised of a series of magnetic fences that attach to the bottom of steel pedestal (Calibre and S2) pedestal drawer bodies to support space division. May also be used within S2 and Calibre Tower File and Box drawers. Each kit contains (4) 3" wide, (3) 6" wide, (2) 9" wide and (2) 12" wide dividers. Dividers are constructed from steel. **DT3PDD** dividers are not designed to work with 3" high lateral file or pedestal drawers.

The **DT3FDD** File Drawer Divider Kit is comprised of a series of magnetic fences that attach to the bottom of (Calibre/S2/Morrison Font) lateral file drawer bodies to support space division. Each kit contains (4) 3" wide, (3) 6" wide, (2) 9" wide, (2) 12" and (2) 15" dividers. Dividers are constructed from steel. **DT3FDD** dividers are not designed to work with 3" high lateral file or pedestal drawers.

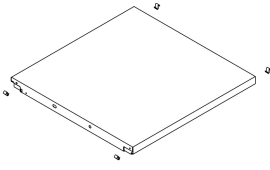
The **DT3SDD** File Drawer Divider Kit is comprised of a series of magnetic fences that attach to the bottom of (Calibre/S2/Morrison Font) lateral file drawer bodies to support space division. Each kit contains (4) 3" wide, (3) 6" wide, (2) 9" wide, (2) 12" and (2) 15" dividers. Dividers are constructed from steel. **DT3SDD** dividers are designed to work with 3" high lateral file or pedestal drawers.

Marker boards are intended for use within standard single door or wardrobe towers with a cupboard door. Marker boards attach to the interior of cupboard doors. To determine the correct size marker board, first determine the drawer configuration of either a single door or wardrobe tower with a cupboard. Then match the configuration of drawers to the correct marker board description. (example) If you have a 50" high single door tower with (1) wide drawer, then you will specify a MB50W. Marker boards are finished in White, Seafoam Green, Marine Grey, Memo Yellow, Robbins Egg Blue or Sunset Pink.

Note: Worksurface Splice Plate Kits are intended for use with Side Access Bookcase and Display Towers only.

Note: 15" wide half depth shelves are suitable for use with 15" wide single door towers or within the wardrobe portion of a 30" wide wardrobe tower.

Note: 24" wide half depth shelves are suitable for use with 24" wide single door towers or 24" wide double door towers. 30" wide half depth shelves are suitable for use in with 30" wide double door towers only.

description	type	w	d	h	pattern no.	list	P1	P2	P3
15" Wide Full Depth Shelf 	Full Depth	15"	22 ³ / ₈ "	1"	DT3FDS15	\$76.			
24" Wide Full Depth Shelf	Full Depth	24"	22 ³ / ₈ "	1"	DT3FDS24	84.			
30" Wide Full Depth Shelf	Full Depth	30"	22 ³ / ₈ "	1"	DT3FDS30	90.			

Specification Information

DT3PDD Pedestal Drawer Dividers and **DT3RT** Pedestal Drawer Reference Tablets are supported with a black painted finish standard. Select from 6 additional accent colors at no-charge. Accent colors are as follows: **(Mey)** Memo Yellow, **(MRG)** Marine Grey, **(SFG)** Seafoam Green, **(REG)** Robbins Egg Blue, **(SSP)** Sunset Pink and **(KRD)** Knoll Red.

Note: Only the **DT3PDD**, **DT3FDD**, **DT3RT** and **DT3SDD** dividers and Reference Tablets are available in accent colors, with the exception of tower marker boards which are supported in all accent colors with the exception of **(KRD)** Knoll Red.

Application Notes

The **DT3PDD** Pedestal Drawer Divider Kit is comprised of a series of magnetic fences that attach to the bottom of steel pedestal (Calibre and S2) pedestal drawer bodies to support space division. May also be used within S2 and Calibre Tower File and Box drawers. Each kit contains (4) 3" wide, (3) 6" wide, (2) 9" wide and (2) 12" wide dividers. Dividers are constructed from steel. **DT3PDD** dividers are not designed to work with 3" high lateral file or pedestal drawers.

The **DT3FDD** File Drawer Divider Kit is comprised of a series of magnetic fences that attach to the bottom of (Calibre/S2/Morrison Font) lateral file drawer bodies to support space division. Each kit contains (4) 3" wide, (3) 6" wide, (2) 9" wide, (2) 12" and (2) 15" dividers. Dividers are constructed from steel. **DT3FDD** dividers are not designed to work with 3" high lateral file or pedestal drawers.

The **DT3SDD** File Drawer Divider Kit is comprised of a series of magnetic fences that attach to the bottom of (Calibre/S2/Morrison Font) lateral file drawer bodies to support space division. Each kit contains (4) 3" wide, (3) 6" wide, (2) 9" wide, (2) 12" and (2) 15" dividers. Dividers are constructed from steel. **DT3SDD** dividers are designed to work with 3" high lateral file or pedestal drawers.

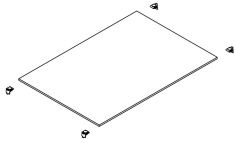
Marker boards are intended for use within standard single door or wardrobe towers with a cupboard door. Marker boards attach to the interior of cupboard doors. To determine the correct size marker board, first determine the drawer configuration of either a single door or wardrobe tower with a cupboard. Then match the configuration of drawers to the correct marker board description. (example) If you have a 50" high single door tower with (1) wide drawer, then you will specify a MB50W. Marker boards are finished in White, Seafoam Green, Marine Grey, Memo Yellow, Robbins Egg Blue or Sunset Pink.

Note: Worksurface Splice Plate Kits are intended for use with Side Access Bookcase and Display Towers only.

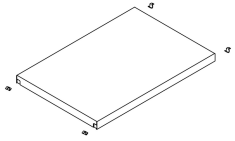
Note: 15" wide half depth shelves are suitable for use with 15" wide single door towers or within the wardrobe portion of a 30" wide wardrobe tower.

Note: 24" wide half depth shelves are suitable for use with 24" wide single door towers or 24" wide double door towers. 30" wide half depth shelves are suitable for use in with 30" wide double door towers only.

description	type	w	d	h	pattern no.	list	P1	P2	P3
Glass Shelf for Side Access Bookcase and Display Tower	Qty 2 shelves				DT3GBCDS	\$323.			



Metal Shelf for Side Access Bookcase and Display Towers	Qty 2 Shelves				DT3MBCDS		177.	193.	204.
---	---------------	--	--	--	-----------------	--	------	------	------



Specification Information

DT3PDD Pedestal Drawer Dividers and **DT3RT** Pedestal Drawer Reference Tablets are supported with a black painted finish standard. Select from 6 additional accent colors at no-charge. Accent colors are as follows: **(Mey)** Memo Yellow, **(MRG)** Marine Grey, **(SFG)** Seafoam Green, **(REG)** Robbins Egg Blue, **(SSP)** Sunset Pink and **(KRD)** Knoll Red.

Note: Only the **DT3PDD**, **DT3FDD**, **DT3RT** and **DT3SDD** dividers and Reference Tablets are available in accent colors, with the exception of tower marker boards which are supported in all accent colors with the exception of **(KRD)** Knoll Red.

Application Notes

The **DT3PDD** Pedestal Drawer Divider Kit is comprised of a series of magnetic fences that attach to the bottom of steel pedestal (Calibre and S2) pedestal drawer bodies to support space division. May also be used within S2 and Calibre Tower File and Box drawers. Each kit contains (4) 3" wide, (3) 6" wide, (2) 9" wide and (2) 12" wide dividers. Dividers are constructed from steel. **DT3PDD** dividers are not designed to work with 3" high lateral file or pedestal drawers.

The **DT3FDD** File Drawer Divider Kit is comprised of a series of magnetic fences that attach to the bottom of (Calibre/S2/Morrison Font) lateral file drawer bodies to support space division. Each kit contains (4) 3" wide, (3) 6" wide, (2) 9" wide, (2) 12" and (2) 15" dividers. Dividers are constructed from steel. **DT3FDD** dividers are not designed to work with 3" high lateral file or pedestal drawers.

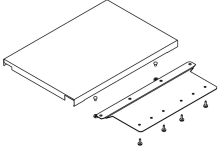
The **DT3SDD** File Drawer Divider Kit is comprised of a series of magnetic fences that attach to the bottom of (Calibre/S2/Morrison Font) lateral file drawer bodies to support space division. Each kit contains (4) 3" wide, (3) 6" wide, (2) 9" wide, (2) 12" and (2) 15" dividers. Dividers are constructed from steel. **DT3SDD** dividers are designed to work with 3" high lateral file or pedestal drawers.

Marker boards are intended for use within standard single door or wardrobe towers with a cupboard door. Marker boards attach to the interior of cupboard doors. To determine the correct size marker board, first determine the drawer configuration of either a single door or wardrobe tower with a cupboard. Then match the configuration of drawers to the correct marker board description. (example) If you have a 50" high single door tower with (1) wide drawer, then you will specify a MB50W. Marker boards are finished in White, Seafoam Green, Marine Grey, Memo Yellow, Robbins Egg Blue or Sunset Pink.

Note: Worksurface Splice Plate Kits are intended for use with Side Access Bookcase and Display Towers only.

Note: 15" wide half depth shelves are suitable for use with 15" wide single door towers or within the wardrobe portion of a 30" wide wardrobe tower.

Note: 24" wide half depth shelves are suitable for use with 24" wide single door towers or 24" wide double door towers. 30" wide half depth shelves are suitable for use in with 30" wide double door towers only.

description	type	w	d	h	pattern no.	list	P1	P2	P3
Worksurface Splice Plate Kit for Display and Side Access Bookcase Towers					DT3WSP		\$118.	\$130.	\$136.
									
Marker board for 50" high single door tower with 1 wide file drawer					MB50W	272.			
Marker board for 50" high single door tower with 2 wide file drawers					MB50WW	253.			

Specification Information

DT3PDD Pedestal Drawer Dividers and **DT3RT** Pedestal Drawer Reference Tablets are supported with a black painted finish standard. Select from 6 additional accent colors at no-charge. Accent colors are as follows: **(Mey)** Memo Yellow, **(MRG)** Marine Grey, **(SFG)** Seafoam Green, **(REG)** Robbins Egg Blue, **(SSP)** Sunset Pink and **(KRD)** Knoll Red.

Note: Only the **DT3PDD**, **DT3FDD**, **DT3RT** and **DT3SDD** dividers and Reference Tablets are available in accent colors, with the exception of tower marker boards which are supported in all accent colors with the exception of **(KRD)** Knoll Red.

Application Notes

The **DT3PDD** Pedestal Drawer Divider Kit is comprised of a series of magnetic fences that attach to the bottom of steel pedestal (Calibre and S2) pedestal drawer bodies to support space division. May also be used within S2 and Calibre Tower File and Box drawers. Each kit contains (4) 3" wide, (3) 6" wide, (2) 9" wide and (2) 12" wide dividers. Dividers are constructed from steel. **DT3PDD** dividers are not designed to work with 3" high lateral file or pedestal drawers.

The **DT3FDD** File Drawer Divider Kit is comprised of a series of magnetic fences that attach to the bottom of (Calibre/S2/Morrison Font) lateral file drawer bodies to support space division. Each kit contains (4) 3" wide, (3) 6" wide, (2) 9" wide, (2) 12" and (2) 15" dividers. Dividers are constructed from steel. **DT3FDD** dividers are not designed to work with 3" high lateral file or pedestal drawers.

The **DT3SDD** File Drawer Divider Kit is comprised of a series of magnetic fences that attach to the bottom of (Calibre/S2/Morrison Font) lateral file drawer bodies to support space division. Each kit contains (4) 3" wide, (3) 6" wide, (2) 9" wide, (2) 12" and (2) 15" dividers. Dividers are constructed from steel. **DT3SDD** dividers are designed to work with 3" high lateral file or pedestal drawers.

Marker boards are intended for use within standard single door or wardrobe towers with a cupboard door. Marker boards attach to the interior of cupboard doors. To determine the correct size marker board, first determine the drawer configuration of either a single door or wardrobe tower with a cupboard. Then match the configuration of drawers to the correct marker board description. (example) If you have a 50" high single door tower with (1) wide drawer, then you will specify a **MB50W**. Marker boards are finished in White, Seafoam Green, Marine Grey, Memo Yellow, Robbins Egg Blue or Sunset Pink.

Note: Worksurface Splice Plate Kits are intended for use with Side Access Bookcase and Display Towers only.

Note: 15" wide half depth shelves are suitable for use with 15" wide single door towers or within the wardrobe portion of a 30" wide wardrobe tower.

Note: 24" wide half depth shelves are suitable for use with 24" wide single door towers or 24" wide double door towers. 30" wide half depth shelves are suitable for use in with 30" wide double door towers only.

description	type	w	d	h	pattern no.	list	P1	P2	P3
Marker board for 50" high tower with 2 box and 1 file drawer or 2 file drawers					MB50FF	\$110.			
Marker board for 50" high tower with 1 box and 2 file drawers					MB50BFF	107.			
Marker board for 50" high tower with 3 file drawers					MB50FFF	102.			
Marker board for 64" high tower with 2 box and 1 file drawer or 2 file drawers					MB64FF	172.			
Marker board for 64" high tower with 1 box and 2 file drawers					MB64BFF	164.			

Specification Information

Application Notes

DT3PDD Pedestal Drawer Dividers and **DT3RT** Pedestal Drawer Reference Tablets are supported with a black painted finish standard. Select from 6 additional accent colors at no-charge. Accent colors are as follows: **(Mey)** Memo Yellow, **(MRG)** Marine Grey, **(SFG)** Seafoam Green, **(REG)** Robbins Egg Blue, **(SSP)** Sunset Pink and **(KRD)** Knoll Red.

Note: Only the **DT3PDD**, **DT3FDD**, **DT3RT** and **DT3SDD** dividers and Reference Tablets are available in accent colors, with the exception of tower marker boards which are supported in all accent colors with the exception of **(KRD)** Knoll Red.

The **DT3PDD** Pedestal Drawer Divider Kit is comprised of a series of magnetic fences that attach to the bottom of steel pedestal (Calibre and S2) pedestal drawer bodies to support space division. May also be used within S2 and Calibre Tower File and Box drawers. Each kit contains (4) 3" wide, (3) 6" wide, (2) 9" wide and (2) 12" wide dividers. Dividers are constructed from steel. **DT3PDD** dividers are not designed to work with 3" high lateral file or pedestal drawers.

The **DT3FDD** File Drawer Divider Kit is comprised of a series of magnetic fences that attach to the bottom of (Calibre/S2/Morrison Font) lateral file drawer bodies to support space division. Each kit contains (4) 3" wide, (3) 6" wide, (2) 9" wide, (2) 12" and (2) 15" dividers. Dividers are constructed from steel. **DT3FDD** dividers are not designed to work with 3" high lateral file or pedestal drawers.

The **DT3SDD** File Drawer Divider Kit is comprised of a series of magnetic fences that attach to the bottom of (Calibre/S2/Morrison Font) lateral file drawer bodies to support space division. Each kit contains (4) 3" wide, (3) 6" wide, (2) 9" wide, (2) 12" and (2) 15" dividers. Dividers are constructed from steel. **DT3SDD** dividers are designed to work with 3" high lateral file or pedestal drawers.

Marker boards are intended for use within standard single door or wardrobe towers with a cupboard door. Marker boards attach to the interior of cupboard doors. To determine the correct size marker board, first determine the drawer configuration of either a single door or wardrobe tower with a cupboard. Then match the configuration of drawers to the correct marker board description. (example) If you have a 50" high single door tower with (1) wide drawer, then you will specify a **MB50W**. Marker boards are finished in White, Seafoam Green, Marine Grey, Memo Yellow, Robbins Egg Blue or Sunset Pink.

Note: Worksurface Splice Plate Kits are intended for use with Side Access Bookcase and Display Towers only.

Note: 15" wide half depth shelves are suitable for use with 15" wide single door towers or within the wardrobe portion of a 30" wide wardrobe tower.

Note: 24" wide half depth shelves are suitable for use with 24" wide single door towers or 24" wide double door towers. 30" wide half depth shelves are suitable for use in with 30" wide double door towers only.

description	type	w	d	h	pattern no.	list	P1	P2	P3
Marker board for 64" high tower with 3 file drawers					MB64FFF	\$155.			
Marker board for 64" high tower with 4 file drawers					MB64FFFF	107.			
Marker board for 64" high single door tower with 1 wide file drawer					MB64W	288.			
Marker board for 64" high single door tower with 2 wide file drawers					MB64WW	272.			

Specification Information

Application Notes

DT3PDD Pedestal Drawer Dividers and **DT3RT** Pedestal Drawer Reference Tablets are supported with a black painted finish standard. Select from 6 additional accent colors at no-charge. Accent colors are as follows: **(Mey)** Memo Yellow, **(MRG)** Marine Grey, **(SFG)** Seafoam Green, **(REG)** Robbins Egg Blue, **(SSP)** Sunset Pink and **(KRD)** Knoll Red.

Note: Only the **DT3PDD**, **DT3FDD**, **DT3RT** and **DT3SDD** dividers and Reference Tablets are available in accent colors, with the exception of tower marker boards which are supported in all accent colors with the exception of **(KRD)** Knoll Red.

The **DT3PDD** Pedestal Drawer Divider Kit is comprised of a series of magnetic fences that attach to the bottom of steel pedestal (Calibre and S2) pedestal drawer bodies to support space division. May also be used within S2 and Calibre Tower File and Box drawers. Each kit contains (4) 3" wide, (3) 6" wide, (2) 9" wide and (2) 12" wide dividers. Dividers are constructed from steel. **DT3PDD** dividers are not designed to work with 3" high lateral file or pedestal drawers.

The **DT3FDD** File Drawer Divider Kit is comprised of a series of magnetic fences that attach to the bottom of (Calibre/S2/Morrison Font) lateral file drawer bodies to support space division. Each kit contains (4) 3" wide, (3) 6" wide, (2) 9" wide, (2) 12" and (2) 15" dividers. Dividers are constructed from steel. **DT3FDD** dividers are not designed to work with 3" high lateral file or pedestal drawers.

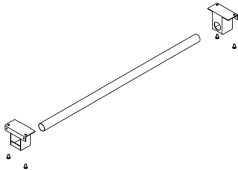
The **DT3SDD** File Drawer Divider Kit is comprised of a series of magnetic fences that attach to the bottom of (Calibre/S2/Morrison Font) lateral file drawer bodies to support space division. Each kit contains (4) 3" wide, (3) 6" wide, (2) 9" wide, (2) 12" and (2) 15" dividers. Dividers are constructed from steel. **DT3SDD** dividers are designed to work with 3" high lateral file or pedestal drawers.

Marker boards are intended for use within standard single door or wardrobe towers with a cupboard door. Marker boards attach to the interior of cupboard doors. To determine the correct size marker board, first determine the drawer configuration of either a single door or wardrobe tower with a cupboard. Then match the configuration of drawers to the correct marker board description. (example) If you have a 50" high single door tower with (1) wide drawer, then you will specify a **MB50W**. Marker boards are finished in White, Seafoam Green, Marine Grey, Memo Yellow, Robbins Egg Blue or Sunset Pink.

Note: Worksurface Splice Plate Kits are intended for use with Side Access Bookcase and Display Towers only.

Note: 15" wide half depth shelves are suitable for use with 15" wide single door towers or within the wardrobe portion of a 30" wide wardrobe tower.

Note: 24" wide half depth shelves are suitable for use with 24" wide single door towers or 24" wide double door towers. 30" wide half depth shelves are suitable for use in with 30" wide double door towers only.

description	type	w	d	h	pattern no.	list	P1	P2	P3
Coat bar kit for 9" wide wardrobe					DT3CB9	\$102.			
									
Coat Bar Kit for 15" wide single door or 15" wide wardrobe					DT3CB15	107.			
Coat Bar for 24" wide single door tower					DT3CB24	114.			
Coat Bar for 30" wide single door tower					DT3CB30	126.			

Specification Information

Application Notes

DT3PDD Pedestal Drawer Dividers and **DT3RT** Pedestal Drawer Reference Tablets are supported with a black painted finish standard. Select from 6 additional accent colors at no-charge. Accent colors are as follows: **(Mey)** Memo Yellow, **(MRG)** Marine Grey, **(SFG)** Seafoam Green, **(REG)** Robbins Egg Blue, **(SSP)** Sunset Pink and **(KRD)** Knoll Red.

Note: Only the **DT3PDD**, **DT3FDD**, **DT3RT** and **DT3SDD** dividers and Reference Tablets are available in accent colors, with the exception of tower marker boards which are supported in all accent colors with the exception of **(KRD)** Knoll Red.

The **DT3PDD** Pedestal Drawer Divider Kit is comprised of a series of magnetic fences that attach to the bottom of steel pedestal (Calibre and S2) pedestal drawer bodies to support space division. May also be used within S2 and Calibre Tower File and Box drawers. Each kit contains (4) 3" wide, (3) 6" wide, (2) 9" wide and (2) 12" wide dividers. Dividers are constructed from steel. **DT3PDD** dividers are not designed to work with 3" high lateral file or pedestal drawers.

The **DT3FDD** File Drawer Divider Kit is comprised of a series of magnetic fences that attach to the bottom of (Calibre/S2/Morrison Font) lateral file drawer bodies to support space division. Each kit contains (4) 3" wide, (3) 6" wide, (2) 9" wide, (2) 12" and (2) 15" dividers. Dividers are constructed from steel. **DT3FDD** dividers are not designed to work with 3" high lateral file or pedestal drawers.

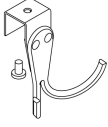
The **DT3SDD** File Drawer Divider Kit is comprised of a series of magnetic fences that attach to the bottom of (Calibre/S2/Morrison Font) lateral file drawer bodies to support space division. Each kit contains (4) 3" wide, (3) 6" wide, (2) 9" wide, (2) 12" and (2) 15" dividers. Dividers are constructed from steel. **DT3SDD** dividers are designed to work with 3" high lateral file or pedestal drawers.

Marker boards are intended for use within standard single door or wardrobe towers with a cupboard door. Marker boards attach to the interior of cupboard doors. To determine the correct size marker board, first determine the drawer configuration of either a single door or wardrobe tower with a cupboard. Then match the configuration of drawers to the correct marker board description. (example) If you have a 50" high single door tower with (1) wide drawer, then you will specify a MB50W. Marker boards are finished in White, Seafoam Green, Marine Grey, Memo Yellow, Robbins Egg Blue or Sunset Pink.

Note: Worksurface Splice Plate Kits are intended for use with Side Access Bookcase and Display Towers only.

Note: 15" wide half depth shelves are suitable for use with 15" wide single door towers or within the wardrobe portion of a 30" wide wardrobe tower.

Note: 24" wide half depth shelves are suitable for use with 24" wide single door towers or 24" wide double door towers. 30" wide half depth shelves are suitable for use in with 30" wide double door towers only.

description	type	w	d	h	pattern no.	list	P1	P2	P3
Drop Down Coat Hook for use in towers without a standard wardrobe					DT3DCH	\$69.			
									
Floor Cover for 9" Wide Wardrobe					DT3FM9	49.			
Floor Cover for 15" Wide Wardrobe					DT3FM15	60.			

Specification Information

Application Notes

DT3PDD Pedestal Drawer Dividers and **DT3RT** Pedestal Drawer Reference Tablets are supported with a black painted finish standard. Select from 6 additional accent colors at no-charge. Accent colors are as follows: **(Mey)** Memo Yellow, **(MRG)** Marine Grey, **(SFG)** Seafoam Green, **(REG)** Robbins Egg Blue, **(SSP)** Sunset Pink and **(KRD)** Knoll Red.

Note: Only the **DT3PDD**, **DT3FDD**, **DT3RT** and **DT3SDD** dividers and Reference Tablets are available in accent colors, with the exception of tower marker boards which are supported in all accent colors with the exception of **(KRD)** Knoll Red.

The **DT3PDD** Pedestal Drawer Divider Kit is comprised of a series of magnetic fences that attach to the bottom of steel pedestal (Calibre and S2) pedestal drawer bodies to support space division. May also be used within S2 and Calibre Tower File and Box drawers. Each kit contains (4) 3" wide, (3) 6" wide, (2) 9" wide and (2) 12" wide dividers. Dividers are constructed from steel. **DT3PDD** dividers are not designed to work with 3" high lateral file or pedestal drawers.

The **DT3FDD** File Drawer Divider Kit is comprised of a series of magnetic fences that attach to the bottom of (Calibre/S2/Morrison Font) lateral file drawer bodies to support space division. Each kit contains (4) 3" wide, (3) 6" wide, (2) 9" wide, (2) 12" and (2) 15" dividers. Dividers are constructed from steel. **DT3FDD** dividers are not designed to work with 3" high lateral file or pedestal drawers.

The **DT3SDD** File Drawer Divider Kit is comprised of a series of magnetic fences that attach to the bottom of (Calibre/S2/Morrison Font) lateral file drawer bodies to support space division. Each kit contains (4) 3" wide, (3) 6" wide, (2) 9" wide, (2) 12" and (2) 15" dividers. Dividers are constructed from steel. **DT3SDD** dividers are designed to work with 3" high lateral file or pedestal drawers.

Marker boards are intended for use within standard single door or wardrobe towers with a cupboard door. Marker boards attach to the interior of cupboard doors. To determine the correct size marker board, first determine the drawer configuration of either a single door or wardrobe tower with a cupboard. Then match the configuration of drawers to the correct marker board description. (example) If you have a 50" high single door tower with (1) wide drawer, then you will specify a MB50W. Marker boards are finished in White, Seafoam Green, Marine Grey, Memo Yellow, Robbins Egg Blue or Sunset Pink.

Note: Worksurface Splice Plate Kits are intended for use with Side Access Bookcase and Display Towers only.

Note: 15" wide half depth shelves are suitable for use with 15" wide single door towers or within the wardrobe portion of a 30" wide wardrobe tower.

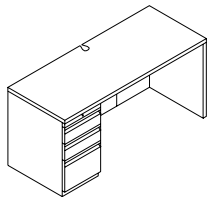
Note: 24" wide half depth shelves are suitable for use with 24" wide single door towers or 24" wide double door towers. 30" wide half depth shelves are suitable for use in with 30" wide double door towers only.

Calibre desk

single pedestal - 24" deep

Calibre

description	w	d	h	lock	pattern no.	P1	P2	P3
Single-pedestal desk	60"	24"	28 1/2"		CS1-6024(5)N	\$1,348.	\$1,398.	\$1,469.
	60"	24"	28 1/2"	Y	CS1-6024(5)L	1,372.	1,424.	1,496.
	66"	24"	28 1/2"		CS1-6624(5)N	1,379.	1,429.	1,501.
	66"	24"	28 1/2"	Y	CS1-6624(5)L ↗	1,403.	1,455.	1,529.
	72"	24"	28 1/2"		CS1-7224(5)N	1,411.	1,465.	1,538.
	72"	24"	28 1/2"	Y	CS1-7224(5)L ↗	1,438.	1,489.	1,564.



Order Code

Example:	CS1-6624(5)L-111 F
C	Calibre
S1	Single pedestal desk
66	66" wide
24	24" deep
5	Box/box/file
L	Lock
111	Paint - black
F	Laminate - pumice

Specification Information

To order, specify:

1. Pattern number
2. Pedestal options
3. Lock option
4. Paint finish
5. Laminate finish

The standard pedestal configuration for single pedestal desks is "5" box/box/file pedestal. For other configurations, substitute the appropriate pedestal codes and upcharges where necessary.

Pedestal upcharges:

Order Code	Config.	Upcharge
6	3/3/6/12	\$44.
7	12/12	-\$21.
8	3/6/15	\$44.

See page 16 for Calibre desk finishes.

Application Notes

Single pedestal desks are standard with one box/box/file pedestal matching the worksurface depth. For other drawer combinations, see Specification Information.

File drawers include hanging bars for side to side filing.

Desks will support Overdesk Units. See page 154.

See KnollKey lock program on page 171 for keying information.

Grommet:

Center rear grommet is standard on all preconfigured units. Finish is black, and includes cover.

Construction:

Worksurfaces are 1/4" thick, 3-ply solid construction, and are predrilled at all pedestal, end unit, and bracket locations.

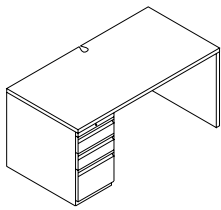
Pedestals, end units, and filler panels are painted steel.

Calibre desk

single pedestal - 30" deep

Calibre

description	w	d	h	lock	pattern no.	P1	P2	P3
Single-pedestal desk	60"	30"	28½"		CS1-6030(5)N	\$1,437.	\$1,489.	\$1,564.
	60"	30"	28½"	Y	CS1-6030(5)L	1,462.	1,515.	1,591.
	66"	30"	28½"		CS1-6630(5)N	1,472.	1,525.	1,600.
	66"	30"	28½"	Y	CS1-6630(5)L →	1,498.	1,551.	1,629.
	72"	30"	28½"		CS1-7230(5)N	1,507.	1,561.	1,639.
	72"	30"	28½"	Y	CS1-7230(5)L →	1,532.	1,587.	1,666.



Order Code

Example:	CS1-7230(5)N-111 F
C	Calibre
S1	Single pedestal desk
72	72" wide
30	30" deep
5	Box/box/file
N	No lock
111	Paint - black
F	Laminate - pumice

Specification Information

To order, specify:

1. Pattern number
2. Pedestal options
3. Lock option
4. Paint finish
5. Laminate finish

The standard pedestal configuration for single pedestal desks is "5" box/box/file pedestal. For other configurations, substitute the appropriate pedestal codes and upcharges where necessary.

Pedestal upcharges:

Order Code	Config.	Upcharge
6	3/3/6/12	\$74.
7	12/12	-\$22.

See page 16 for Calibre desk finishes.

Application Notes

Single pedestal desks are standard with one box/box/file pedestal matching the worksurface depth. For other drawer combinations, see Specification Information.

File drawers include hanging bars for side to side filing.

Desks will support Overdesk Units. See page 154.

Grommet:

Center rear grommet is standard on all preconfigured units. Finish is black, and includes cover.

See KnollKey lock program on page 171 for keying information.

Construction:

Worksurfaces are 1¼" thick, 3-ply solid construction, and are predrilled at all pedestal, end unit, and bracket locations.

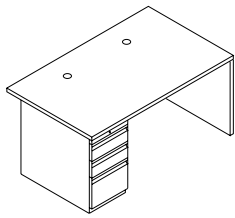
Pedestals, end units, and filler panels are painted steel.

Calibre desk

single pedestal - 36" deep

Calibre

description	w	d	h	lock	pattern no.	P1	P2	P3
Single-pedestal desk	60"	36"	28 1/2"		CS1-6036(5)N	\$1,468.	\$1,521.	\$1,597.
	60"	36"	28 1/2"	Y	CS1-6036(5)L	1,496.	1,550.	1,627.
	66"	36"	28 1/2"		CS1-6636(5)N	1,499.	1,555.	1,632.
	66"	36"	28 1/2"	Y	CS1-6636(5)L	1,527.	1,583.	1,662.
	72"	36"	28 1/2"		CS1-7236(5)N	1,558.	1,613.	1,693.
	72"	36"	28 1/2"	Y	CS1-7236(5)L	1,586.	1,640.	1,722.



Order Code

Example:	CS1-7236(5)N-111 F
C	Calibre
S1	Single pedestal desk
72	72" wide
36	36" deep
5	Box/box/file
N	No lock
111	Paint - black
F	Laminate - pumice

Specification Information

To order, specify:

1. Pattern number
2. Pedestal options
3. Lock option
4. Paint finish
5. Laminate finish

The standard pedestal configuration for single pedestal desks is "5" box/box/file pedestal. For other configurations, substitute the appropriate pedestal codes and upcharges where necessary.

Pedestal upcharges:

Order Code	Config.	Upcharge
6	3/3/6/12	\$74.
7	12/12	-\$22.

See page 16 for Calibre desk finishes.

Application Notes

Single pedestal desks are standard with one box/box/file pedestal matching the worksurface depth. For other drawer combinations, see Specification Information.

File drawers include hanging bars for side to side filing.

Desks will support Overdesk Units. See page 154.

Grommet:

36"D desks include two 3" round black grommets with covers, located inside kneespace.

See KnollKey lock program on page 171 for keying information.

Construction:

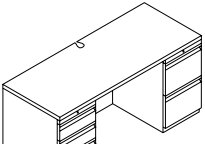
Worksurfaces are 1/4" thick, 3-ply solid construction, and are predrilled at all pedestal, end unit, and bracket locations.

Pedestals, end units, and filler panels are painted steel.

Calibre desk

double pedestal - 24" deep

Calibre

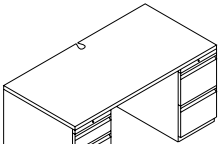
description	w	d	h	lock	pattern no.	P1	P2	P3
	60"	24"	28 1/2"		CD1-6024(5)(7)N	\$1,618.	\$1,683.	\$1,767.
	60"	24"	28 1/2"	Y	CD1-6024(5)(7)L	1,668.	1,735.	1,823.
	66"	24"	28 1/2"		CD1-6624(5)(7)N	1,648.	1,715.	1,801.
	66"	24"	28 1/2"	Y	CD1-6624(5)(7)L →	1,699.	1,767.	1,855.
	72"	24"	28 1/2"		CD1-7224(5)(7)N	1,681.	1,749.	1,836.
	72"	24"	28 1/2"	Y	CD1-7224(5)(7)L →	1,734.	1,801.	1,891.

Order Code	Specification Information	Application Notes
Example: CD1-7224(5)(7)L-612 D	<i>To order, specify:</i>	Double pedestal desks are standard with one box/box/file pedestal and one file/file pedestal matching the worksurface depth. For other drawer combinations, see Specification Information.
C Calibre	1. Pattern number	
D1 Double pedestal desk	2. Pedestal options	File drawers include hanging bars for side to side filing.
72 72" wide	3. Lock option	Desks will support Overdesk Units. See page 154.
24 24" deep	4. Paint finish	See KnollKey lock program on page 171 for keying information.
5 Box/box/file	5. Laminate finish	
7 File/file	The standard pedestal configuration for double pedestal desks is "5" box/box/file pedestal and "7" file/file pedestal. For other configurations, substitute the appropriate pedestal codes and upcharges where necessary.	
L Lock		
612 Paint - medium metallic grey		
D Laminate - Sand		
	<i>Pedestal upcharges:</i>	<i>Grommet:</i>
	Order Code Config. Upcharge	Center rear grommet is standard on all preconfigured units. Finish is black, and includes cover.
	5 6/6/12 \$ 0.	
	6 3/3/6/12 -\$44.	<i>Construction:</i>
	7 12/12 \$22.	Worksurfaces are 1 1/4" thick, 3-ply solid construction, and are predrilled at all pedestal, end unit, and bracket locations.
	8 3/6/15 -\$44.	
	See page 16 for Calibre desk finishes.	Pedestals, end units, and filler panels are painted steel.

Calibre desk

double pedestal - 30" deep

Calibre

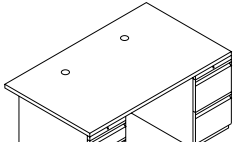
description	w	d	h	lock	pattern no.	P1	P2	P3
	60"	30"	28 1/2"		CD1-6030(5)(7)N	\$1,711.	\$1,779.	\$1,868.
	60"	30"	28 1/2"	Y	CD1-6030(5)(7)L	1,761.	1,830.	1,921.
	66"	30"	28 1/2"		CD1-6630(5)(7)N	1,745.	1,813.	1,904.
	66"	30"	28 1/2"	Y	CD1-6630(5)(7)L →	1,796.	1,865.	1,959.
	72"	30"	28 1/2"		CD1-7230(5)(7)N	1,780.	1,851.	1,943.
	72"	30"	28 1/2"	Y	CD1-7230(5)(7)L →	1,831.	1,901.	1,995.

Order Code	Specification Information	Application Notes
Example: CD1-7230(5)(7)N-612 G	<i>To order, specify:</i>	Double pedestal desks are standard with one box/box/file pedestal and one file/file pedestal matching the worksurface depth. For other drawer combinations, see Specification Information.
C Calibre	1. Pattern number	
D1 Double pedestal desk	2. Pedestal options	File drawers include hanging bars for side to side filing.
72 72" wide	3. Lock option	Desks will support Overdesk Units. See page 154.
30 30" deep	4. Paint finish	See KnollKey lock program on page 171 for keying information.
5 Box/box/file	5. Laminate finish	
7 File/file	The standard pedestal configuration for double pedestal desks is "5" box/box/file pedestal and "7" file/file pedestal. For other configurations, substitute the appropriate pedestal codes and upcharges where necessary.	<i>Grommet:</i> Center rear grommet is standard on all preconfigured units. Finish is black, and includes cover.
N No lock		<i>Construction:</i> Worksurfaces are 1/4" thick, 3-ply solid construction, and are predrilled at all pedestal, end unit, and bracket locations.
612 Paint - medium metallic grey		Pedestals, end units, and filler panels are painted steel.
G Laminate - medium grey		
	<i>Pedestal upcharges:</i>	
	Order Code Config. Upcharge	
	5 6/6/12 \$ 0.	
	6 3/3/6/12 \$74.	
	7 12/12 -\$22.	
	See page 16 for Calibre desk finishes.	

Calibre desk

double pedestal - 36" deep

Calibre

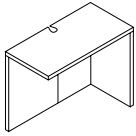
description	w	d	h	lock	pattern no.	P1	P2	P3
	60"	36"	28 1/2"		CD1-6036(5)(7)N	\$1,738.	\$1,806.	\$1,896.
	60"	36"	28 1/2"	Y	CD1-6036(5)(7)L	1,787.	1,857.	1,949.
	66"	36"	28 1/2"		CD1-6636(5)(7)N	1,769.	1,836.	1,928.
	66"	36"	28 1/2"	Y	CD1-6636(5)(7)L	1,821.	1,889.	1,984.
	72"	36"	28 1/2"		CD1-7236(5)(7)N	1,828.	1,898.	1,992.
	72"	36"	28 1/2"	Y	CD1-7236(5)(7)L	1,879.	1,948.	2,046.

Order Code	Specification Information	Application Notes
Example: CD1-7236(5)(7)N-612 G	<i>To order, specify:</i>	36" deep double pedestal desks are standard with one box/box/file pedestal and one file/file pedestal. For other drawer combinations, see Specification Information.
C Calibre	1. Pattern number	36"D desks have a 6" overhang at the rear.
D1 Double pedestal desk	2. Pedestal options	File drawers include hanging bars for side to side filing.
72 72" wide	3. Lock option	Desks will support Overdesk Units. See page 154.
36 36" deep	4. Paint finish	See KnollKey lock program on page 171 for keying information.
5 Box/box/file	5. Laminate finish	<i>Grommet:</i> 36"D desks include two 3" round black grommets, located inside kneespace.
7 File/file	The standard pedestal configuration for double pedestal desks is "5" box/box/file pedestal and "7" file/file pedestal. For other configurations, substitute the appropriate pedestal codes and upcharges where necessary.	<i>Construction:</i> Worksurfaces are 1 1/4" thick, 3-ply solid construction, and are predrilled at all pedestal, end unit, and bracket locations.
N No lock		Pedestals, end units, and filler panels are painted steel.
612 Paint - medium metallic grey		
G Laminate - medium grey		
	<i>Pedestal upcharges:</i>	
	Order Code Config. Upcharge	
	5 6/6/12 \$ 0.	
	6 3/3/6/12 \$74.	
	7 12/12 -\$22.	
	See page 16 for Calibre desk finishes.	

Calibre desk
return - 18" and 24" deep
with end unit

Calibre

description	w	d	h	pattern no.	P1	P2	P3
Returns with end unit	36"	18"	28 1/2"	CR1-3618	\$607.	\$624.	\$655.
	36"	24"	28 1/2"	CR1-3624	672.	692.	727.
	42"	18"	28 1/2"	CR1-4218	637.	655.	688.
	42"	24"	28 1/2"	CR1-4224	704.	725.	761.
	48"	18"	28 1/2"	CR1-4818	671.	691.	726.
	48"	24"	28 1/2"	CR1-4824	737.	759.	797.
	60"	18"	28 1/2"	CR1-6018	735.	753.	791.
	60"	24"	28 1/2"	CR1-6024	803.	823.	863.



Order Code

Example: CR1-4218-612 F
C Calibre
R1 Return
42 42" wide
18 18" deep
612 Paint - medium metallic grey
F Laminate - pumice

Specification Information

To order, specify:

1. Pattern number
2. Paint finish
3. Laminate finish

See page 9 for Calibre desk finishes.

Application Notes

Returns include flat brackets for attachment to desks or corner units.

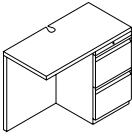
Construction:
Worksurfaces are 1 1/4" thick, 3-ply solid construction, and are predrilled at all pedestal, end unit, and bracket locations.

End units, and filler panels are painted steel.

Grommet:
Center rear grommet is standard on all preconfigured units. Finish is black, and includes cover.

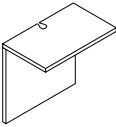
Calibre desk
return - 18" and 24" deep
with pedestal

Calibre

description	w	d	h	lock	pattern no.	P1	P2	P3
Returns with pedestal	36"	18"	28 1/2"		CR1-3618(7)N	\$845.	\$879.	\$922.
	36"	18"	28 1/2"	Y	CR1-3618(7)L	870.	904.	948.
	36"	24"	28 1/2"		CR1-3624(7)N	942.	976.	1,025.
	36"	24"	28 1/2"	Y	CR1-3624(7)L	968.	1,002.	1,053.
	42"	18"	28 1/2"		CR1-4218(7)N	878.	909.	953.
	42"	18"	28 1/2"	Y	CR1-4218(7)L	903.	935.	980.
	42"	24"	28 1/2"		CR1-4224(7)N	974.	1,010.	1,060.
	42"	24"	28 1/2"	Y	CR1-4224(7)L →	1,000.	1,035.	1,087.
	48"	18"	28 1/2"		CR1-4818(7)N	910.	944.	992.
	48"	18"	28 1/2"	Y	CR1-4818(7)L	936.	970.	1,018.
	48"	24"	28 1/2"		CR1-4824(7)N	1,007.	1,043.	1,095.
	48"	24"	28 1/2"	Y	CR1-4824(7)L →	1,033.	1,069.	1,123.
	60"	18"	28 1/2"		CR1-6018(7)N	974.	1,008.	1,059.
	60"	18"	28 1/2"	Y	CR1-6018(7)L	1,000.	1,034.	1,086.
	60"	24"	28 1/2"		CR1-6024(7)N	1,072.	1,108.	1,164.
	60"	24"	28 1/2"	Y	CR1-6024(7)L	1,098.	1,133.	1,190.

Order Code	Specification Information	Application Notes
Example: CR1-6024(7)L-612 L	<i>To order, specify:</i>	Returns with pedestal are standard with one file/file pedestal. For other drawer combinations, see Specification Information.
C Calibre	1. Pattern number	File drawers include hanging bars for side to side filing.
R1 Return	2. Pedestal options	
60 60" wide	3. Lock option	
24 24" deep	4. Paint finish	
7 File/file	5. Laminate finish	
L Lock	The standard pedestal configuration for returns with pedestal is "7" file/file pedestal. For other configurations, substitute the appropriate pedestal codes and upcharges where necessary.	Returns include flat brackets for attachment to desks or corner units.
612 Paint - medium metallic grey		See KnollKey lock program on page 171 for keying information.
L Laminate - light grey		<i>Grommet:</i> Center rear grommet is standard on all preconfigured units. Finish is black, and includes cover.
	<i>Pedestal upcharges:</i>	<i>Construction:</i> Worksurfaces are 1/4" thick, 3-ply solid construction, and are predrilled at all pedestal, end unit, and bracket locations.
	Order Code Config. Upcharge	Pedestals, end units, and filler panels are painted steel.
	5 6/6/12 \$21.	
	6(24" only) 3/3/6/12 \$65.	
	8(24" only) 3/6/15 \$65.	
	See page 16 for Calibre desk finishes.	

Calibre desk
 bridge unit for “U” configuration
 18” and 24” deep

description	w	d	h	lock	pattern no.	P1	P2	P3
 Bridge units	30"	18"	28 1/2"		CB1-3018	\$357.	\$362.	\$381.
	30"	24"	28 1/2"		CB1-3024	402.	408.	428.
	36"	18"	28 1/2"		CB1-3618	378.	383.	403.
	36"	24"	28 1/2"		CB1-3624	422.	427.	449.
	42"	18"	28 1/2"		CB1-4218	409.	414.	435.
	42"	24"	28 1/2"		CB1-4224 →	454.	460.	482.
	48"	18"	28 1/2"		CB1-4818	442.	450.	473.
	48"	24"	28 1/2"		CB1-4824	487.	494.	519.

Order Code

Example: CB1-4218-612 F
C Calibre
B1 Bridge unit
42 42" wide
18 18" deep
612 Paint - medium metallic grey
F Laminate - pumice

Specification Information

To order, specify:

1. Pattern number
2. Paint finish
3. Laminate finish

See page 16 for Calibre desk finishes.

Application Notes

Bridge units include flat brackets for attachment to desks or corner units.

Grommet:

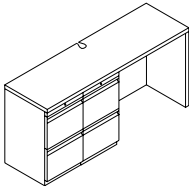
Center rear grommet is standard on all preconfigured units. Finish is black, and includes cover.

Construction:

Worksurfaces are 1 1/4" thick, 3-ply solid construction, and are predrilled at all pedestal, end unit, and bracket locations.

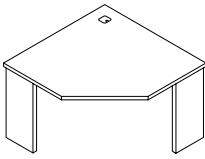
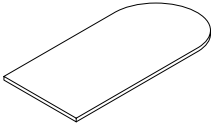

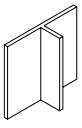
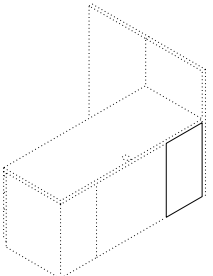
Filler panels are painted steel.

Calibre desk
credenza - 18" and 24" deep
for "U" configurations with pedestals

description	w	d	h	lock	pattern no.	P1	P2	P3
	66"	18"	28 1/2"		CU1-6618(7)(7)N	\$1,753.	\$1,827.	\$1,918.
	66"	18"	28 1/2"	Y	CU1-6618(7)(7)L	1,779.	1,853.	1,945.
	66"	24"	28 1/2"		CU1-6624(7)(7)N	1,928.	2,008.	2,107.
	66"	24"	28 1/2"	Y	CU1-6624(7)(7)L	1,953.	2,033.	2,133.
	72"	18"	28 1/2"		CU1-7218(7)(7)N	1,786.	1,861.	1,954.
	72"	18"	28 1/2"	Y	CU1-7218(7)(7)L	1,812.	1,888.	1,983.
	72"	24"	28 1/2"		CU1-7224(7)(7)N	1,962.	2,042.	2,145.
	72"	24"	28 1/2"	Y	CU1-7224(7)(7)L	1,987.	2,067.	2,170.

Order Code	Specification Information	Application Notes
Example: CU1-6624(7)(7)L-117 G	<i>To order, specify:</i>	U credenzas are standard with two file/file pedestal. For other drawer combinations, see Specification Information.
C Calibre	1. Pattern number	File drawers include hanging bars for side to side filing.
U1 U credenza	2. Pedestal options	
66 66" wide	3. Lock option	
24 24" deep	4. Paint finish	
7 File/file	5. Laminate finish	
7 File/file	The standard pedestal configuration for U Credenzas is "77", two file/file pedestals. For other configurations, substitute the appropriate pedestal codes and upcharges where necessary.	Desks will support Overdesk Units. See page 154.
L Lock		See KnollKey lock program on page 171 for keying information.
117 Paint - soft grey		<i>Grommet:</i> Center rear grommet is standard on all preconfigured units. Finish is black, and includes cover.
G Laminate - medium grey	<i>Pedestal upcharges:</i>	<i>Construction:</i> Worksurfaces are 1/4" thick, 3-ply solid construction, and are predrilled at all pedestal, end unit, and bracket locations.
	Order Code Config. Upcharge	Pedestals, end units, and filler panels are painted steel.
	5 6/6/12 \$21.	
	6(24" only) 3/3/6/12 \$65.	
	8(24" only) 3/6/15 \$65.	
	See page 16 for Calibre desk finishes.	

VDT corners, rounded end worksurfaces and brackets

description	w	d	h	pattern no.	P1	P2	P3
 <p>VDT corner unit</p>	36"	24"	28 1/2"	CV1-3624	\$984.	\$1,033.	\$1,085.
	42"	24"	28 1/2"	CV1-4224 →	1,058.	1,112.	1,167.
	48"	24"	28 1/2"	CV1-4824	1,149.	1,205.	1,265.
 <p>Rounded end workspace</p>	62 5/8"	30"	1 1/4"	CW1-R6330B	719.		
	74 5/8"	30"	1 1/4"	CW1-R7530B	739.		
 <p>Support column</p>	5"	-	27"	CB1-L26	143.		
 <p>T-shaped end unit</p>	9"	30"	27 1/4"	CDE1-T30	253.	266.	278.
 <p>Desk integration bracket</p>	15"	1 1/2"	27 1/4"	CB1-I18	140.	147.	155.
	15"	1 1/2"	27 1/4"	CB1-I24	152.	159.	167.
	15"	1 1/2"	27 1/4"	CB1-I30	158.	166.	174.

Order Code

Example:	CV1-3624-117 F
C	Calibre
V1	VDT corner unit
36	36" width
24	24" depth
117	Soft grey paint
F	Pumice laminate

Specification Information

VDT corner unit:
 To order, specify:

1. Pattern number
2. Paint finish
3. Laminate finish

Rounded end workspace:
 To order, specify:

1. Pattern number
2. Laminate finish

T-shaped end unit and desk integration bracket:
 To order, specify:

1. Pattern number
2. Paint color

See page 16 for Calibre desk finishes.

Application Notes

VDT corner units:
 Freestanding VDT corner units must have returns attached to both sides.

Rounded end worksurfaces:
 Calibre rounded end worksurfaces can be supported by a support column and T-shape end units or made into a desk with Calibre pedestals, end units and filler panels. Specify support components separately.

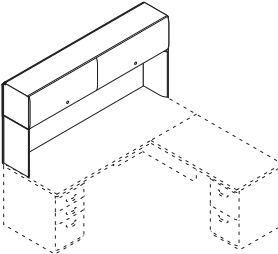
Rounded end tops with woodgrain laminate have a black 10mm T-mold edge.

Support column:
 Used to support end of rounded end workspace. Available in black only.

Desk integration bracket:
 Can be used in place of a Calibre end unit when end of desk is modular with Morrison panel. Maintains filler panel modularity while supporting desk end and allowing access to duplex receptacles in panel raceway.

Calibre desk
overdesk unit
with pass through

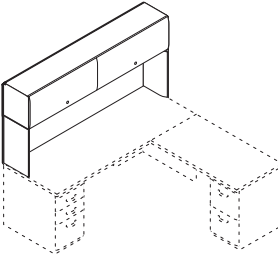
Calibre

description	w	d	h	lock	pattern no.	P1	P2	P3
	36"	13"	35 1/2"		COD2-36N	\$854.	\$896.	\$942.
	36"	13"	35 1/2"	Y	COD2-36L	903.	948.	996.
	42"	13"	35 1/2"		COD2-42N	903.	947.	995.
	42"	13"	35 1/2"	Y	COD2-42L	953.	1,001.	1,052.
	48"	13"	35 1/2"		COD2-48N	953.	1,001.	1,052.
	48"	13"	35 1/2"	Y	COD2-48L	1,003.	1,055.	1,107.
	60"	13"	35 1/2"		COD2-60N	1,003.	1,055.	1,107.
	60"	13"	35 1/2"	Y	COD2-60L	1,104.	1,160.	1,218.
	66"	13"	35 1/2"		COD2-66N	1,054.	1,107.	1,162.
	66"	13"	35 1/2"	Y	COD2-66L →	1,155.	1,213.	1,273.
	72"	13"	35 1/2"		COD2-72N	1,104.	1,160.	1,218.
72"	13"	35 1/2"	Y	COD2-72L →	1,205.	1,266.	1,329.	
Overhead lock retrofit kit					DSIOHL	46.		
Vertical dividers (6)					CO1-VD	127.	134.	140.

Order Code	Specification Information	Application Notes
Example: COD2-72L-612	<i>To order, specify:</i>	
C Calibre	1. Pattern number	Overdesk Units can be used over desks or credenzas alone, or a combination of desks, credenzas, returns, and corner units. Spans of greater than 72" require two units. Not for use with 36"D desks.
OD2 Overdesk unit	2. Lock options	36"-48" overdesks have a single door; 60" - 72" units have two doors.
72 72" wide	3. Paint finish	66" Overdesk ships with one 30" and one 36" door. Either door can be placed on either side of cabinet (30" on left, 30" on right).
L Lock	See page 16 for Calibre desk finishes.	<i>Construction:</i> Stanchions and overheads are painted steel.
612 Medium metallic grey		Calibre overdesk units ordered without locks include black lock plug in each door to allow for lock retrofit.
		Two lock retrofit kits are required for each 60", 66" and 72" unit.
		See KnollKey lock program on page 171 for keying information.
		Overdesk units include overhead and 2 stanchions. Order privacy screens on page 156.
		Overdesk units must be modular with worksurfaces.
		Overall height of Overdesk Units, when mounted on Calibre Desk components, is compatible with 64" Morrison panels. Task lights are not included. See page 147.
		Overdesk stanchions include a concealed vertical wire manager, and slots for Orchestra load bars.

Calibre desk
overdesk unit
with pass through and touchdown hinge mechanism

Calibre

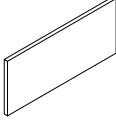
description	w	d	h	lock	pattern no.	P1	P2	P3
	36"	13"	35 1/2"		COD2-36EN	\$1,023.	\$1,066.	\$1,111.
	36"	13"	35 1/2"	Y	COD2-36EL	1,071.	1,118.	1,166.
	42"	13"	35 1/2"		COD2-42EN	1,071.	1,116.	1,165.
	42"	13"	35 1/2"	Y	COD2-42EL	1,124.	1,172.	1,220.
	48"	13"	35 1/2"		COD2-48EN	1,124.	1,172.	1,220.
	48"	13"	35 1/2"	Y	COD2-48EL	1,174.	1,223.	1,277.
	60"	13"	35 1/2"		COD2-60EN	1,342.	1,394.	1,447.
	60"	13"	35 1/2"	Y	COD2-60EL	1,444.	1,500.	1,558.
	66"	13"	35 1/2"		COD2-66EN	1,393.	1,447.	1,502.
	66"	13"	35 1/2"	Y	COD2-66EL	1,495.	1,553.	1,613.
	72"	13"	35 1/2"		COD2-72EN	1,444.	1,500.	1,558.
	72"	13"	35 1/2"	Y	COD2-72EL	1,543.	1,605.	1,667.
Overhead lock retrofit kit					DS1OHL	46.		
Vertical dividers (6)					CO1-VD	127.	134.	141.



Order Code	Specification Information	Application Notes
Example: COD2-72EL-612	<i>To order, specify:</i>	
C Calibre	1. Pattern number	Overdesk Units can be used over desks or credenzas alone, or a combination of desks, credenzas, returns, and corner units. Spans of greater than 72" require two units. Not for use with 36"D desks.
OD2 Overdesk unit	2. Lock options	36"-48" overdesks have a single door; 60" - 72" units have two doors.
72 72" wide	3. Paint finish	66" Overdesk ships with one 30" and one 36" door. Either door can be placed on either side of cabinet (30" on left, 30" on right).
E Touchdown hinge	See page 16 for Calibre desk finishes.	<i>Construction:</i> Stanchions and overheads are painted steel.
L Lock		Calibre overdesk units ordered without locks include black lock plug in each door to allow for lock retrofit.
612 Medium metallic grey		Two lock retrofit kits are required for each 60", 66" and 72" unit. See KnollKey lock program on page 171 for keying information.
		Overdesk units include overhead and 2 stanchions. Order privacy screens on page 156.
		Overdesk units must be modular with worksurfaces.
		Overall height of Overdesk Units, when mounted on Calibre Desk components, is compatible with 64" Morrison panels. Task lights are not included. See page 147.
		Overdesk stanchions include a concealed vertical wire manager, and slots for Orchestra load bars.

Calibre desk
privacy screens

Calibre

description	w	h	worksurface w	pattern no.	grade							
					10	15	20	25	30	35	40	45
 Privacy screen	18"	20"	30"	CSC3-A30	\$186.	\$193.	\$201.	\$205.	\$210.	\$215.	\$218.	\$224.
	24"	20"	36"	CSC3-A36	199.	205.	216.	219.	225.	230.	233.	239.
	30"	20"	42"	CSC3-A42	207.	212.	224.	228.	234.	239.	242.	248.
	36"	20"	48"	CSC3-A48	219.	226.	236.	241.	246.	250.	257.	264.
	42"	20"	54"	CSC3-A54	227.	234.	245.	249.	257.	262.	266.	272.
	48"	20"	60"	CSC3-A60	233.	240.	250.	257.	264.	268.	272.	278.
	54"	20"	66"	CSC3-A66 →	249.	258.	270.	275.	284.	288.	294.	300.
	60"	20"	72"	CSC3-A72 →	261.	268.	279.	286.	294.	298.	303.	313.

Order Code

Example:	CSC3-A30
CSC3	Calibre screen
30	30" wide
T302	Smoke

Specification Information

To order privacy screens, specify:

1. Pattern number
2. Fabric selection

Fabric finish options for screen:
See fabric selection on page 16.

See page 16 for Calibre desk finishes.

Application Notes

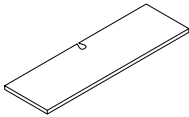
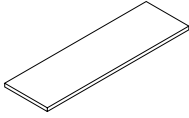
Privacy Screens:
Privacy screens can be used with overdesk units only.

Order screen width to match overall width of desk, or combination of worksurfaces.

Screens are tackable on both sides, and include a black PVC trim at the top to prevent fabric wear and soiling.

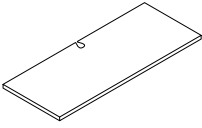
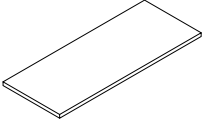
Screens include an integral wire manager that conceals cables wrapping around the rear of worksurfaces.

Calibre desk
 1 1/4" worksurfaces
 18" deep

description	type	w	d	h	pattern no.	laminate
Straight worksurface, with grommets 		30"	18"	1 1/4"	CW1-S3018-A	\$203.
		36"	18"	1 1/4"	CW1-S3618-A	216.
		42"	18"	1 1/4"	CW1-S4218-A	240.
		48"	18"	1 1/4"	CW1-S4818-A	266.
		60"	18"	1 1/4"	CW1-S6018-A	316.
		66"	18"	1 1/4"	CW1-S6618-A	342.
		72"	18"	1 1/4"	CW1-S7218-A	366.
Straight worksurface, no grommets 		30"	18"	1 1/4"	CW1-S3018-B	185.
		36"	18"	1 1/4"	CW1-S3618-B	197.
		42"	18"	1 1/4"	CW1-S4218-B	223.
		48"	18"	1 1/4"	CW1-S4818-B	247.
		60"	18"	1 1/4"	CW1-S6018-B	297.
		66"	18"	1 1/4"	CW1-S6618-B	322.
		72"	18"	1 1/4"	CW1-S7218-B	348.
Worksurface reinforcements	For use with a 60" worksurface				CRB60	30.
	For use with a 66" worksurface				CRB66	37.
	For use with a 72" worksurface				CRB72	43.

Order Code	Specification Information	Application Notes
Example: CW1-S3618-B G	<i>To order, specify:</i>	18"D worksurfaces can be used as main worksurfaces, returns, bridge units, or credenza tops. They can be supported by end units, pedestals, or flat brackets.
C Calibre	1. Pattern number	<i>Grommet:</i> Center rear grommet is standard on all preconfigured units. Finish is black, and includes cover.
W1 Calibre worksurface 1 1/4" thick	2. Laminate finish	
S Straight	See page 16 for Calibre desk finishes.	<i>Construction:</i> Worksurfaces are 1 1/4" thick, 3-ply solid construction, and are predrilled at all pedestal, end unit, and bracket locations.
36 36" wide	<i>Grommets/no grommets:</i>	
18 18" deep	A worksurface include grommets	Worksurface reinforcements are required when two end units are used to support a 60", 66", or 72" worksurface.
B No grommet	B worksurface does not include grommets	
G Laminate - medium grey		

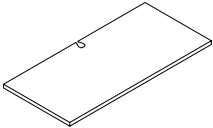
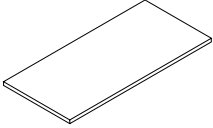
Calibre desk
 1 1/4" worksurfaces
 24" deep

description	type	w	d	h	pattern no.	laminate
Straight worksurface, with grommets 		30"	24"	1 1/4"	CW1-S3024-A	\$239.
		36"	24"	1 1/4"	CW1-S3624-A	250.
		42"	24"	1 1/4"	CW1-S4224-A →	276.
		48"	24"	1 1/4"	CW1-S4824-A →	301.
		60"	24"	1 1/4"	CW1-S6024-A →	352.
		66"	24"	1 1/4"	CW1-S6624-A →	378.
		72"	24"	1 1/4"	CW1-S7224-A	403.
Straight worksurface, no grommets 		30"	24"	1 1/4"	CW1-S3024-B	221.
		36"	24"	1 1/4"	CW1-S3624-B	233.
		42"	24"	1 1/4"	CW1-S4224-B	259.
		48"	24"	1 1/4"	CW1-S4824-B	285.
		60"	24"	1 1/4"	CW1-S6024-B	333.
		66"	24"	1 1/4"	CW1-S6624-B	358.
		72"	24"	1 1/4"	CW1-S7224-B	384.
Worksurface reinforcements	For use with a 60" worksurface				CRB60	30.
	For use with a 66" worksurface				CRB66	37.
	For use with a 72" worksurface				CRB72	43.

Order Code	Specification Information	Application Notes
Example: CW1-S3624-B D	<i>To order, specify:</i>	24"D worksurfaces can be used as main worksurfaces, returns, bridge units, or credenza tops. They can be supported by end units, pedestals, or flat brackets.
C Calibre	1. Pattern number	
W1 Calibre worksurface 1 1/4" thick	2. Laminate finish	<i>Grommet:</i> Center rear grommet is standard on all preconfigured units. Finish is black, and includes cover.
S Straight	See page 16 for Calibre desk finishes.	
36 36" wide	<i>Grommets/no grommets:</i>	<i>Construction:</i> Worksurfaces are 1 1/4" thick, 3-ply solid construction, and are predrilled at all pedestal, end unit, and bracket locations.
24 24" deep	A worksurface include grommets	
B No grommet	B worksurface does not include grommets	
D Laminate - sand		
		Worksurface reinforcements are required when two end units are used to support a 60", 66", or 72" worksurface.

Calibre desk
 1 1/4" worksurfaces
 30" deep

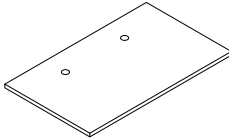
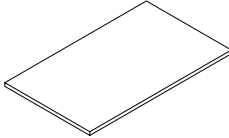
Calibre

description	type	w	d	h	pattern no.	laminate
Straight worksurface, with grommets 		30"	30"	1 1/4"	CW1-S3030-A	\$264.
		36"	30"	1 1/4"	CW1-S3630-A	275.
		42"	30"	1 1/4"	CW1-S4230-A	300.
		48"	30"	1 1/4"	CW1-S4830-A →	325.
		60"	30"	1 1/4"	CW1-S6030-A →	377.
		66"	30"	1 1/4"	CW1-S6630-A →	402.
		72"	30"	1 1/4"	CW1-S7230-A →	427.
Straight worksurface, no grommets 		30"	30"	1 1/4"	CW1-S3030-B	245.
		36"	30"	1 1/4"	CW1-S3630-B	258.
		42"	30"	1 1/4"	CW1-S4230-B	284.
		48"	30"	1 1/4"	CW1-S4830-B	308.
		60"	30"	1 1/4"	CW1-S6030-B	357.
		66"	30"	1 1/4"	CW1-S6630-B	383.
		72"	30"	1 1/4"	CW1-S7230-B	409.
Worksurface reinforcements	For use with a 60" worksurface				CRB60	30.
	For use with a 66" worksurface				CRB66	37.
	For use with a 72" worksurface				CRB72	43.

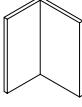

Order Code	Specification Information	Application Notes
Example: CW1-S3630-B G	<i>To order, specify:</i>	30"D worksurfaces can be used as main worksurfaces, returns, bridge units, or credenza tops. They can be supported by end units, pedestals, or flat brackets.
C Calibre	1. Pattern number	
W1 Calibre worksurface 1 1/4" thick	2. Laminate finish	<i>Grommet:</i> Center rear grommet is standard on all preconfigured units. Finish is black, and includes cover.
S Straight	See page 16 for Calibre desk finishes.	
36 36" wide	<i>Grommets/no grommets:</i>	<i>Construction:</i> Worksurfaces are 1 1/4" thick, 3-ply solid construction, and are predrilled at all pedestal, end unit, and bracket locations. Worksurface reinforcements are required when two end units are used to support a 60", 66", or 72" worksurface.
30 30" deep	A worksurface include grommets	
B No grommet	B worksurface does not include grommets	
G Laminate - medium grey		

Calibre desk
 1 1/4" worksurfaces
 36" deep

Calibre

description	type	w	d	h	pattern no.	laminate
Straight worksurface, with grommets 		60"	36"	1 1/4"	CW1-S6036-A	\$416.
		66"	36"	1 1/4"	CW1-S6636-A	441.
		72"	36"	1 1/4"	CW1-S7236-A	493.
Straight worksurface, no grommets 		60"	36"	1 1/4"	CW1-S6036-B	400.
		66"	36"	1 1/4"	CW1-S6636-B	423.
		72"	36"	1 1/4"	CW1-S7236-B	474.
Worksurface reinforcements	For use with a 60" worksurface				CRB60	30.
	For use with a 66" worksurface				CRB66	37.
	For use with a 72" worksurface				CRB72	43.





Order Code	Specification Information	Application Notes
Example: CW1-S7236-A G	<i>To order, specify:</i>	36"D worksurfaces can be used as main worksurfaces and can be supported by 30" end units or pedestals.
C Calibre	1. Pattern number	
W1 Calibre worksurface 1 1/4" T	2. Laminate finish	
S Straight	See page 16 for Calibre desk finishes.	<i>Grommet:</i> 36"D worksurfaces feature two round grommets.
72 72" wide	<i>Grommets/no grommets:</i>	<i>Construction:</i> Worksurfaces are 1 1/4" thick, 3-ply solid construction, and are predrilled at all pedestal, end unit, and bracket locations.
36 36" deep	A worksurface include grommets	
A Grommets	B worksurface does not include grommets	
G Laminate - medium grey		Worksurface reinforcements are required when two end units are used to support a 60", 66", or 72" worksurface.

description	w	d	h	pattern no.	P1	P2	P3	list price
End unit 	15"	18"	27 1/4"	CDE1-18	\$253.	\$266.	\$278.	
	15"	24"	27 1/4"	CDE1-24 →	277.	293.	307.	
	15"	30"	27 1/4"	CDE1-30 →	302.	318.	333.	
Intermediate end unit	30"	14"	27 1/4"	CDE1-I30	253.	266.	278.	
Flat brackets for worksurface 	3 1/2"	8"	–	CB1-F18				26.
	3 1/2"	14"	–	CB1-F24 →				29.
	3 1/2"	20"	–	CB1-F30 →				32.
Wire management clips (10)				CB1-WC				28.

Order Code	Specification Information	Application Notes
Example: CDE1-30 613	<i>To order, specify:</i>	End units are available in 18", 24" and 30" depths. For maximum planning flexibility, end units have an "L" design, allowing for interchangeable planning with Calibre pedestals. While only 1.5" thick at the user side, the rear of end units have the same 15" nominal dimension of pedestals. <i>Construction:</i> End units are painted steel. <i>Intermediate end unit:</i> Allows free knee access when used in end-to-end worksurface spans. Replaces two standard end units and is modular with desk filler panels.
C Calibre	1. Pattern number	
DE1 End unit	2. Lock options	
30 30" deep	3. Paint finish	
613 Silver paint finish	See page 16 for Calibre desk finishes.	

Calibre desk filler panels

Calibre

description	w	h	size	pattern no.	P1	P2	P3
 Desk	18"	26 ⁷ / ₈ "	48"	CF1-D48	\$132.	\$140.	\$147.
	30"	26 ⁷ / ₈ "	60"	CF1-D60	149.	156.	164.
	36"	26 ⁷ / ₈ "	66"	CF1-D66 →	156.	164.	172.
	42"	26 ⁷ / ₈ "	72"	CF1-D72 →	164.	173.	182.
 Return	15"	26 ⁷ / ₈ "	30"	CF1-R30	111.	116.	122.
	21"	26 ⁷ / ₈ "	36"	CF1-R36	117.	125.	131.
	27"	26 ⁷ / ₈ "	42"	CF1-R42 →	126.	132.	139.
	33"	26 ⁷ / ₈ "	48"	CF1-R48 →	134.	141.	149.
	45"	26 ⁷ / ₈ "	60"	CF1-R60 →	149.	156.	164.
 Bridge	30"	26 ⁷ / ₈ "	30"	CF1-B30	111.	116.	122.
	36"	26 ⁷ / ₈ "	36"	CF1-B36	117.	125.	131.
	42"	26 ⁷ / ₈ "	42"	CF1-B42	126.	132.	139.
	48"	26 ⁷ / ₈ "	48"	CF1-B48	134.	141.	149.
 U-Credenza	21"	26 ⁷ / ₈ "	66"	CF1-C66	117.	125.	131.
	27"	26 ⁷ / ₈ "	72"	CF1-C72 →	126.	132.	139.

Order Code

Example:	CF1-R42-612
C	Calibre
F1	Filler panel
R	Return
42	42" wide
612	Medium metallic grey

Specification Information

To order, specify:




1. Pattern number
2. Paint finish

See page 16 for Calibre desk finishes.

Application Notes

There are four versions of filler panels: desks, returns, bridges and U-credenzas. Calibre's design allows a single size of filler panel to be used for single pedestal, double pedestal, and double end panel desks of a given width.

When assembled, filler panels create a 1/2" slot below the worksurface for wire management. Together with the central worksurface grommet, this allows for easy wire management without dedicating worksurfaces with right, left or center grommets.

description	type	w *	d	h	pattern no.	list
	Use with 24" and wider OH	20"	7 7/8"	1 5/8"	CL2F20	\$143.
	Use with 30" and wider OH	26"	7 7/8"	1 5/8"	CL2F26	153.
	Use with 42" and wider OH	38"	7 7/8"	1 5/8"	CL2F38	156.
	Use with 60" and wider OH	50"	7 7/8"	1 5/8"	CL2F50	179.
	Use with 24" and wider OH	20"	7 7/8"	1 5/8"	CL2E20	166.
	Use with 30" and wider OH	26"	7 7/8"	1 5/8"	CL2E26	213.
	Use with 42" and wider OH	38"	7 7/8"	1 5/8"	CL2E38	236.
	Use with 48" and wider OH	50"	7 7/8"	1 5/8"	CL2E50	246.
	Package of 50				CL1T C	36.

* Dimensions listed under W D H are actual to the nearest 1/16"

Order Code	Specification Information	Application Notes
Example: CL2-F26	<i>To order, specify:</i>	High efficiency lights include Octron * lamp, 9' grounded cordset, batwing lens, rocker switch, and mounting hardware. Lens is tinted to distribute an average 60 foot candles over entire worksurface without glare.
C Calibre	1. Pattern number	Task lights include standard fluorescent warm white lamp, 9' grounded cordset, prismatic lens, rocker switch, and mounting hardware. They are to be used only with Calibre overheads.
L2 Light	2. Paint finish	Lights with dimmer include 3-position rocker switch.
F Standard task	All housings are black. For dimmer, add suffix (D) after the T or F in the pattern number (e.g. CL1-TD48N). Add suffix (NY) for New York City installations. CL1-FD48- task lights with dimmer not available in New York City.	Task lights include hardware to mount under Calibre overheads and shelves of width greater than fixture.
26 26" width	No dimmer available in city of Los Angeles. For Chicago task lights, add CH suffix to pattern number and \$45. to list.	

<i>pattern no.</i>	<i>page</i>	<i>pattern no.</i>	<i>page</i>	<i>pattern no.</i>	<i>page</i>	<i>pattern no.</i>	<i>page</i>
2B18C05	88	3B24E05	89	3D24(C/A)06	104	5Z6C2NM	65
2B18C06	88	3B24E06	89	3D24(C/A)07	104	5Z6C2NR	65
2B18C07	88	3B24E07	89	3D24(C/A)08	104	5Z6N6DP	65
2B18E05	88	3B24E08	89	3D24(C/A)09	104	5Z6NA	66
2B18E06	88	3B24W05	106	3DW4CC	91	5Z6NB	64
2B18E07	88	3B24W07	106	3DW6CC	91	5Z6NG	64
2B18W05	106	3B24X05	106	3O18(C/A)01	94	5Z6NP	66
2B18W07	106	3B24X07	106	3O18(C/A)05	94	5Z6SS	65
2B18X05	106	3B30C05	90	3O18(C/A)07	94	5Z8C2FS	65
2B18X07	106	3B30C06	90	3O18(C/A)P01	95	5Z8C2NM	65
2B24C05	89	3B30C07	90	3O18(C/A)P05	95	5Z8N6DP	65
2B24C06	89	3B30E05	90	3O18(C/A)P07	95	5Z8NA	66
2B24C07	89	3B30E06	90	3O18W01	109	5Z8NB	64
2B24C08	89	3B30E07	90	3O18W05	109	5Z8NG	64
2B24E05	89	3B30W05	106	3O18W07	109	5Z8NP	66
2B24E06	89	3B30W07	106	3O18WP01	110	5ZAC2AS	65
2B24E07	89	3B30X05	106	3O18WP05	110	5ZAC2NR	65
2B24E08	89	3B30X07	106	3O18WP07	110	5ZCC2AS	65
2B24W05	106	3C18(C/A)01	92	3O18X01	109	5ZCC2NR	65
2B24W07	106	3C18(C/A)05	92	3O18X05	109	5ZNN6DP	65
2B24X05	106	3C18(C/A)07	92	3O18X07	109	5ZNNNE	64
2B24X07	106	3C18(C/A)P01	93	3O18XP01	110	5ZNNF	64
2B30C05	90	3C18(C/A)P05	93	3O18XP05	110	5ZNNL	64
2B30C06	90	3C18(C/A)P07	93	3O18XP07	110	A	59
2B30C07	90	3C18W01	107	3O24(C/A)01	100	B	59
2B30E05	90	3C18W05	107	3O24(C/A)05	100	C	59
2B30E06	90	3C18W07	107	3O24(C/A)06	100	C2B3930	56
2B30E07	90	3C18WP01	108	3O24(C/A)07	101	C2B3936	56
2B30W05	106	3C18WP05	108	3O24(C/A)08	101	C2B5130	56
2B30W07	106	3C18WP07	108	3O24(C/A)09	101	C2B5136	56
2B30X05	106	3C18X01	107	3O24(C/A)P01	102	C2B6330	56
2B30X07	106	3C18X05	107	3O24(C/A)P05	102	C2B6336	56
2DW4CC	91	3C18X07	107	3O24(C/A)P06	102	C2C2730	41
3A18C01	86	3C18XP01	108	3O24(C/A)P07	103	C2C2730C	41
3A18C02	86	3C18XP05	108	3O24(C/A)P08	103	C2C2730E	41
3A18C03	86	3C18XP07	108	3O24(C/A)P09	103	C2C2736	41
3A18E01	86	3C24(C/A)01	96	3O24W01	109	C2C2736C	41
3A18E02	86	3C24(C/A)05	96	3O24W05	109	C2C2736E	41
3A18E03	86	3C24(C/A)06	96	3O24W07	109	C2C3430	42
3A24C01	87	3C24(C/A)07	96	3O24WP01	110	C2C3430C	42
3A24C02	87	3C24(C/A)08	97	3O24WP05	110	C2C3430E	42
3A24C03	87	3C24(C/A)09	97	3O24WP07	110	C2C3436	42
3A24C04	87	3C24(C/A)P01	98	3O24X01	109	C2C3436C	42
3A24E01	87	3C24(C/A)P05	98	3O24X05	109	C2C3436E	42
3A24E02	87	3C24(C/A)P06	98	3O24X07	109	C2C3930	43
3A24E03	87	3C24(C/A)P07	99	3O24XP01	110	C2C3930C	43
3A24E04	87	3C24(C/A)P08	99	3O24XP05	110	C2C3930E	43
3B18C05	88	3C24(C/A)P09	99	3O24XP07	110	C2C3936	43
3B18C06	88	3C24W01	107	5Z4C2AS	65	C2C3936C	43
3B18C07	88	3C24W05	107	5Z4C2FS	65	C2C3936E	43
3B18E05	88	3C24W07	107	5Z4C2NM	65	C2C5130	44
3B18E06	88	3C24WP01	108	5Z4C2NR	65	C2C5130C	44
3B18E07	88	3C24WP05	108	5Z4N6DP	65	C2C5130E	44
3B18W05	106	3C24WP07	108	5Z4NA	66	C2C5136	44
3B18W07	106	3C24X01	107	5Z4NB	64	C2C5136C	44
3B18X05	106	3C24X05	107	5Z4NG	64	C2C5136E	44
3B18X07	106	3C24X07	107	5Z4NN	64	C2C5530	45
3B24C05	89	3C24XP01	108	5Z4NP	66	C2C5530C	45
3B24C06	89	3C24XP05	108	5Z4SS	65	C2C5530E	45
3B24C07	89	3C24XP07	108	5Z6C2AS	65	C2C5536	45
3B24C08	89	3D24(C/A)05	104	5Z6C2FS	65	C2C5536C	45

<i>pattern no.</i>	<i>page</i>	<i>pattern no.</i>	<i>page</i>	<i>pattern no.</i>	<i>page</i>	<i>pattern no.</i>	<i>page</i>
C2C5536E	45	C2F3442CDDD	19	C2F5136C	62	C2F5542C	62
C2C6330	46	C2F3442EDDD	19	C2F5136CCCC	24	C2F5542CDDDD	26
C2C6330C	46	C2F3930C	62	C2F5136CDKCCC	23	C2F5542CLKCCC	26
C2C6330E	46	C2F3930CCECC	20	C2F5136CLKDDD	23	C2F5542CMMKCC	26
C2C6336	46	C2F3930CLDD	20	C2F5136CMKCDD	23	C2F5542EDDDDD	26
C2C6336C	46	C2F3930CMCD	20	C2F5136CMMDD	24	C2F5542ELKCCC	26
C2C6336E	46	C2F3930CZZZ	21	C2F5136CZZZZ	24	C2F5542EMMKCC	26
C2C6430	47	C2F3930ECCC	20	C2F5136ECCCC	24	C2F5830C	63
C2C6430C	47	C2F3930ELDD	20	C2F5136EDKCCC	23	C2F5830CAAKCC	28
C2C6430E	47	C2F3930EMCD	20	C2F5136ELKDDD	23	C2F5830CCDKDDD	27
C2C6436	47	C2F3930EZZZ	21	C2F5136EMKCDD	23	C2F5830CDDDDC	28
C2C6436C	47	C2F3930WCCC	68	C2F5136EMMDD	24	C2F5830CMDDDD	27
C2C6436E	47	C2F3930XCCEC	68	C2F5136EZZZZ	24	C2F5830CMKMMM	27
C2DW5530C	38	C2F3936C	62	C2F5136WCCCC	69	C2F5830EAAKCC	28
C2DW5530E	38	C2F3936CCECC	20	C2F5136XCCEC	69	C2F5830ECDKDDD	27
C2DW5536C	38	C2F3936CLDD	20	C2F5142C	62	C2F5830EDDDCC	28
C2DW5536E	38	C2F3936CMCD	20	C2F5142CCECC	24	C2F5830EMDDDD	27
C2DW6330C	39	C2F3936CZZZ	21	C2F5142CDKCCC	23	C2F5830EMKMMM	27
C2DW6330E	39	C2F3936ECCC	20	C2F5142CLKDDD	23	C2F5836C	63
C2DW6336C	39	C2F3936ELDD	20	C2F5142CMKCDD	23	C2F5836CAAKCC	28
C2DW6336E	39	C2F3936EMCD	20	C2F5142CMMDD	24	C2F5836CCDKDDD	27
C2DW6430C	40	C2F3936EZZZ	21	C2F5142CZZZZ	24	C2F5836CDDDDC	28
C2DW6430E	40	C2F3936WCCC	68	C2F5142ECCCC	24	C2F5836CMDDDD	27
C2DW6436C	40	C2F3936XCCEC	68	C2F5142EDKCCC	23	C2F5836CMKMMM	27
C2DW6436E	40	C2F3942C	62	C2F5142ELKDDD	23	C2F5836EAAKCC	28
C2F2730C	62	C2F3942CCECC	20	C2F5142EMKCDD	23	C2F5836ECDKDDD	27
C2F2730CCC	18	C2F3942CLDD	20	C2F5142EMMDD	24	C2F5836EDDDCC	28
C2F2730CIDD	17	C2F3942CMCD	20	C2F5142EZZZZ	24	C2F5836EMDDDD	27
C2F2730CMD	17	C2F3942CZZZ	21	C2F5142WCCCC	69	C2F5836EMKMMM	27
C2F2730CZZ	18	C2F3942ECCC	20	C2F5142XCCEC	69	C2F5842C	63
C2F2730ECC	18	C2F3942ELDD	20	C2F5430C	62	C2F5842CAAKCC	28
C2F2730EIDD	17	C2F3942EMCD	20	C2F5430CLCCC	25	C2F5842CCDKDDD	27
C2F2730EMD	17	C2F3942EZZZ	21	C2F5430CMKCCC	25	C2F5842CDDDDC	28
C2F2730EZZ	18	C2F3942WCCC	68	C2F5430CMMCC	25	C2F5842CMDDDD	27
C2F2730WCC	67	C2F3942XCCEC	68	C2F5430ELCCC	25	C2F5842CMKMMM	27
C2F2730XCC	67	C2F4530C	62	C2F5430EMKCCC	25	C2F5842EAAKCC	28
C2F2736C	62	C2F4530CDDDD	22	C2F5430EMMCC	25	C2F5842ECDKDDD	27
C2F2736CCC	18	C2F4530CMKMM	22	C2F5436C	62	C2F5842EDDDCC	28
C2F2736CIDD	17	C2F4530EDDDD	22	C2F5436CLCCC	25	C2F5842EMDDDD	27
C2F2736CMD	17	C2F4530EMKMM	22	C2F5436CMKCCC	25	C2F5842EMKMMM	27
C2F2736CZZ	18	C2F4536C	62	C2F5436CMMCC	25	C2F6330C	63
C2F2736ECC	18	C2F4536CDDDD	22	C2F5436ELCCC	25	C2F6330CLAAA	30
C2F2736EIDD	17	C2F4536CMKMM	22	C2F5436EMKCCC	25	C2F6330CLLLL	31
C2F2736EMD	17	C2F4536EDDDD	22	C2F5436EMMCC	25	C2F6330CMDCCC	30
C2F2736EZZ	18	C2F4536EMKMM	22	C2F5442C	62	C2F6330CMMKDDD	31
C2F2736WCC	67	C2F4542C	62	C2F5442CLCCC	25	C2F6330CNCCCC	29
C2F2736XCC	67	C2F4542CDDDD	22	C2F5442CMKCCC	25	C2F6330CENNNN	32
C2F2742C	62	C2F4542CMKMM	22	C2F5442CMMCC	25	C2F6330CZCCCC	29
C2F2742CCC	18	C2F4542EDDDD	22	C2F5442ELCCC	25	C2F6330CZZZZZ	32
C2F2742CIDD	17	C2F4542EMKMM	22	C2F5442EMKCCC	25	C2F6330ELAAA	30
C2F2742CMD	17	C2F5130C	62	C2F5442EMMCC	25	C2F6330ELLLL	31
C2F2742CZZ	18	C2F5130CCECC	24	C2F5530C	62	C2F6330EMDCCC	30
C2F2742ECC	18	C2F5130CDKCCC	23	C2F5530CDDDDD	26	C2F6330EMMKDDD	31
C2F2742EIDD	17	C2F5130CLKDDD	23	C2F5530CLKCCC	26	C2F6330ENCCCC	29
C2F2742EMD	17	C2F5130CMKCDD	23	C2F5530CMMKCC	26	C2F6330ENNNNN	32
C2F2742EZZ	18	C2F5130CMMDD	24	C2F5530EDDDDD	26	C2F6330EZCCCC	29
C2F2742WCC	67	C2F5130CZZZZ	24	C2F5530ELKCCC	26	C2F6330EZZZZZ	32
C2F2742XCC	67	C2F5130ECCCC	24	C2F5530EMMKCC	26	C2F6330WZCCCC	70
C2F3430C	62	C2F5130EDKCCC	23	C2F5536C	62	C2F6330XZCCCC	70
C2F3430CDDD	19	C2F5130ELKDDD	23	C2F5536CDDDDD	26	C2F6336C	63
C2F3430EDDD	19	C2F5130EMKCDD	23	C2F5536CLKCCC	26	C2F6336CLAAA	30
C2F3436C	62	C2F5130EMMDD	24	C2F5536CMMKCC	26	C2F6336CLLLL	31
C2F3436CDDD	19	C2F5130EZZZZ	24	C2F5536EDDDDD	26	C2F6336CMDCCC	30
C2F3436EDDD	19	C2F5130WCCCC	69	C2F5536ELKCCC	26	C2F6336CMMKDDD	31
C2F3442C	62	C2F5130XCCEC	69	C2F5536EMMKCC	26	C2F6336CNCCCC	29

<i>pattern no.</i>	<i>page</i>	<i>pattern no.</i>	<i>page</i>	<i>pattern no.</i>	<i>page</i>	<i>pattern no.</i>	<i>page</i>
C2F6336C>NNNN	32	C2F6442ELLDDD	34	C2W5530E	38	CD1-ST	105
C2F6336CZCCCC	29	C2F6442EMCCCC	33	C2W5536C	38	CDE1-18	161
C2F6336CZZZZZ	32	C2F6442EMMMDD	34	C2W5536E	38	CDE1-24	161
C2F6336ELAAA	30	C2F6442ENCKCCC	33	C2W6330C	39	CDE1-30	161
C2F6336ELLLL	31	C2F6442ENNNNN	33	C2W6330E	39	CDE1-I30	161
C2F6336EMDCCC	30	C2F6442EZZKZZZ	34	C2W6336E	39	CDE1-T30	153
C2F6336EMMKDDD	31	C2H5530CVDDD	35	C2W6430C	40	CE10818	48
C2F6336ENCXXX	29	C2H5530CXDD	35	C2W6430E	40	CE10836	48
C2F6336ENNNNN	32	C2H5530EVDDD	35	C2W6436C	40	CE3018	48
C2F6336EZCCCC	29	C2H5530EXDD	35	C2W6436E	40	CE3036	48
C2F6336EZZZZZ	32	C2H5536CVDDD	35	CA10818	50	CE3618	48
C2F6336WZCCCC	70	C2H5536CXDD	35	CA10836	50	CE3636	48
C2F6336XZCCCC	70	C2H5536EVDDD	35	CA3018	50	CE4218	48
C2F6342C	63	C2H5536EXDD	35	CA3036	50	CE4236	48
C2F6342CLAAA	30	C2H6330CRCCC	36	CA3618	50	CE6018	48
C2F6342CLLLL	31	C2H6330CTCC	36	CA3636	50	CE6036	48
C2F6342CMDCCC	30	C2H6330ERCCC	36	CA4218	50	CE7218	48
C2F6342CMMKDDD	31	C2H6330ETCC	36	CA4236	50	CE7236	48
C2F6342CNCXXX	29	C2H6330WRCCC	70	CA6018	50	CE8418	48
C2F6342C>NNNN	32	C2H6330WTCC	70	CA6036	50	CE8436	48
C2F6342CZCCCC	29	C2H6330XRCCC	70	CA7218	50	CE9018	48
C2F6342CZZZZZ	32	C2H6330XTCC	70	CA7236	50	CE9036	48
C2F6342ELAAA	30	C2H6336CRCCC	36	CA8418	50	CF1-B30	162
C2F6342ELLLL	31	C2H6336CTCC	36	CA8436	50	CF1-B36	162
C2F6342EMDCCC	30	C2H6336ERCCC	36	CA9018	50	CF1-B42	162
C2F6342EMMKDDD	31	C2H6336ETCC	36	CA9036	50	CF1-B48	162
C2F6342ENCXXX	29	C2H6336WRCCC	70	CB1-3018	151	CF1-C66	162
C2F6342ENNNNN	32	C2H6336WTCC	70	CB1-3024	151	CF1-C72	162
C2F6342EZCCCC	29	C2H6336XRCCC	70	CB1-3618	151	CF1-D48	162
C2F6342EZZZZZ	32	C2H6430CSXXX	37	CB1-3624	151	CF1-D60	162
C2F6342WZCCCC	70	C2H6430CUCC	37	CB1-4218	151	CF1-D66	162
C2F6342XZCCCC	70	C2H6430ESXXX	37	CB1-4224	151	CF1-D72	162
C2F6430C	63	C2H6430EUCC	37	CB1-4818	151	CF1-R30	162
C2F6430CLLDDD	34	C2H6430WSCXX	71	CB1-4824	151	CF1-R36	162
C2F6430CMCCCC	33	C2H6430WUCC	71	CB1-F18	161	CF1-R42	162
C2F6430CMMMDD	34	C2H6430XSXXX	71	CB1-F24	161	CF1-R48	162
C2F6430CNCKCCC	33	C2H6430XUCC	71	CB1-F30	161	CF1-R60	162
C2F6430C>NNNN	33	C2H6436CSXXX	37	CB1-I18	153	CF1-R66	162
C2F6430CZZKZZZ	34	C2H6436CUCC	37	CB1-I24	153	CF1-R84	162
C2F6430ELLDDD	34	C2H6436ESXXX	37	CB1-I30	153	CF1-R88	162
C2F6430EMCCCC	33	C2H6436EUCC	37	CB1-L26	153	CF1-R96	162
C2F6430EMMMDD	34	C2H6436WSCXX	71	CD1-6024(5)(7)L	146	CF1-R98	162
C2F6430ENCKCCC	33	C2H6436WUCC	71	CD1-6024(5)(7)N	146	CF1-R99	162
C2F6430ENNNNN	33	C2H6436XSXXX	71	CD1-6030(5)(7)L	147	CF1-R99	162
C2F6430EZZKZZZ	34	C2H6436XUCC	71	CD1-6030(5)(7)N	147	CF1-R99	162
C2F6436C	63	C2S1330E	54	CD1-6036(5)(7)L	148	CF1-R99	162
C2F6436CLLDDD	34	C2S1336E	54	CD1-6036(5)(7)N	148	CF1-R99	162
C2F6436CMCCCC	33	C2S1342E	54	CD1-6624(5)(7)L	146	CF1-R99	162
C2F6436CMMMDD	34	C2S1530E	54	CD1-6624(5)(7)N	146	CF1-R99	162
C2F6436CNCKCCC	33	C2S1536E	54	CD1-6630(5)(7)L	147	CF1-R99	162
C2F6436C>NNNN	33	C2S1542E	54	CD1-6630(5)(7)N	147	CF1-R99	162
C2F6436CZZKZZZ	34	C2S2730E	54	CD1-6636(5)(7)L	148	CF1-R99	162
C2F6436ELLDDD	34	C2S2736E	54	CD1-6636(5)(7)N	148	CF1-R99	162
C2F6436EMCCCC	33	C2S2742E	54	CD1-7224(5)(7)L	146	CF1-R99	162
C2F6436EMMMDD	34	C2S3030E	55	CD1-7224(5)(7)N	146	CF1-R99	162
C2F6436ENCKCCC	33	C2S3036E	55	CD1-7230(5)(7)L	147	CF1-R99	162
C2F6436ENNNNN	33	C2S3042E	55	CD1-7230(5)(7)N	147	CF1-R99	162
C2F6436EZZKZZZ	34	C2T2730CCC(RH/LH)	72	CD1-7236(5)(7)L	148	CF1-R99	162
C2F6442C	63	C2T2730CHHC(RH/LH)	72	CD1-7236(5)(7)N	148	CF1-R99	162
C2F6442CLLDDD	34	C2T2736CCC(RH/RL)	72	CD1-BD	105	CF1-R99	162
C2F6442CMCCCC	33	C2T2736CHHC(RH/LH)	72	CD1-FD	105	CF1-R99	162
C2F6442CMMMDD	34	C2T2736CIIHC(RH/LH)	72	CD1-FS	105	CF1-R99	162
C2F6442CNCKCCC	33	C2W5530C	38	CD1-PT	105	CF1-R99	162
C2F6442C>NNNN	33					CF1-R99	162
C2F6442CZZKZZZ	34					CF1-R99	162

<i>pattern no.</i>	<i>page</i>	<i>pattern no.</i>	<i>page</i>	<i>pattern no.</i>	<i>page</i>	<i>pattern no.</i>	<i>page</i>
COD2-36L	154	CS1-7230(5)L	144	CT3WBDRH6424FFL	125	CW1-R7530B	153
COD2-36N	154	CS1-7230(5)N	144	CT3WSBLH5024BBFL	120	CW1-S3018-A	157
COD2-42EL	155	CS1-7236(5)L	145	CT3WSBLH5024FFL	120	CW1-S3018-B	157
COD2-42EN	155	CS1-7236(5)N	145	CT3WSBLH6424BBFL	125	CW1-S3024-A	158
COD2-42L	154	CSC3-A30	156	CT3WSBLH6424FFL	125	CW1-S3024-B	158
COD2-42N	154	CSC3-A36	156	CT3WSBRH5024BBFL	120	CW1-S3030-A	159
COD2-48EL	155	CSC3-A42	156	CT3WSBRH5024FFL	120	CW1-S3030-B	159
COD2-48EN	155	CSC3-A48	156	CT3WSBRH6424BBFL	125	CW1-S3618-A	157
COD2-48L	154	CSC3-A54	156	CT3WSBRH6424FFL	125	CW1-S3618-B	157
COD2-48N	154	CSC3-A60	156	CT3WSLH5024BBFFL	119	CW1-S3624-A	158
COD2-60EL	155	CSC3-A66	156	CT3WSLH5024BBFL	118	CW1-S3624-B	158
COD2-60EN	155	CSC3-A72	156	CT3WSLH5024BFFL	119	CW1-S3630-A	159
COD2-60L	154	CT3BDLH6415BBFL	116	CT3WSLH5024FFFL	119	CW1-S3630-B	159
COD2-60N	154	CT3BDLH6415FFL	116	CT3WSLH5024FFL	118	CW1-S4218-A	157
COD2-66EL	155	CT3BDRH6415BBFL	116	CT3WSLH5030BBFFL	128	CW1-S4218-B	157
COD2-66EN	155	CT3BDRH6415FFL	116	CT3WSLH5030BFFL	128	CW1-S4224-A	158
COD2-66L	154	CT3D5024WL	117	CT3WSLH5030BFFL	128	CW1-S4224-B	158
COD2-66N	154	CT3D5024WWL	118	CT3WSLH5030FFFL	129	CW1-S4230-A	159
COD2-72EL	155	CT3D5030WL	127	CT3WSLH5030FFL	127	CW1-S4230-B	159
COD2-72EN	155	CT3D5030WWL	127	CT3WSLH6424BBFFL	124	CW1-S4818-A	157
COD2-72L	154	CT3D6424WL	121	CT3WSLH6424BBFL	122	CW1-S4818-B	157
COD2-72N	154	CT3D6424WWL	121	CT3WSLH6424BBFL	123	CW1-S4824-A	158
CPKP	105	CT3D6430WL	129	CT3WSLH6424FFFL	124	CW1-S4824-B	158
CPKPE	105	CT3D6430WWL	129	CT3WSLH6424FFFL	123	CW1-S4830-A	159
CR1-3618	149	CT3SBLH4215BBFL	111	CT3WSLH6424FFL	122	CW1-S4830-B	159
CR1-3618(7)L	150	CT3SBLH4215FFL	111	CT3WSLH6430BBFFL	132	CW1-S6018-A	157
CR1-3618(7)N	150	CT3SBLH5015BBFL	113	CT3WSLH6430BBFL	130	CW1-S6018-B	157
CR1-3624	149	CT3SBLH5015FFL	113	CT3WSLH6430BFFL	131	CW1-S6024-A	158
CR1-3624(7)L	150	CT3SBLH6415BBFL	115	CT3WSLH6430FFFL	132	CW1-S6024-B	158
CR1-3624(7)N	150	CT3SBLH6415FFL	115	CT3WSLH6430FFFL	131	CW1-S6030-A	159
CR1-4218	149	CT3SBRH4215BBFL	111	CT3WSLH6430FFL	130	CW1-S6030-B	159
CR1-4218(7)L	150	CT3SBRH4215FFL	111	CT3WSRH5024BBFFL	119	CW1-S6036-A	160
CR1-4218(7)N	150	CT3SBRH5015BBFL	113	CT3WSRH5024BBFL	118	CW1-S6036-B	160
CR1-4224	149	CT3SBRH5015FFL	113	CT3WSRH5024BFFL	119	CW1-S6618-A	157
CR1-4224(7)L	150	CT3SBRH6415BBFL	115	CT3WSRH5024FFFL	119	CW1-S6618-B	157
CR1-4224(7)N	150	CT3SBRH6415FFL	115	CT3WSRH5024FFL	118	CW1-S6624-A	158
CR1-4818	149	CT3SLH5015BBFFL	112	CT3WSRH5030BBFFL	128	CW1-S6624-B	158
CR1-4818(7)L	150	CT3SLH5015BBFL	112	CT3WSRH5030BBFL	128	CW1-S6630-A	159
CR1-4818(7)N	150	CT3SLH5015FFFL	112	CT3WSRH5030BFFL	128	CW1-S6630-B	159
CR1-4824	149	CT3SLH5015FFL	111	CT3WSRH5030FFFL	129	CW1-S6636-A	160
CR1-4824(7)L	150	CT3SLH5024WL	117	CT3WSRH5030FFL	127	CW1-S6636-B	160
CR1-4824(7)N	150	CT3SLH5024WWL	117	CT3WSRH6424BBFFL	124	CW1-S7218-A	157
CR1-6018	149	CT3SLH6415BBFFL	114	CT3WSRH6424BBFL	122	CW1-S7218-B	157
CR1-6018(7)L	150	CT3SLH6415BBFL	114	CT3WSRH6424BFFL	123	CW1-S7224-A	158
CR1-6018(7)N	150	CT3SLH6415FFFL	115	CT3WSRH6424FFFL	124	CW1-S7224-B	158
CR1-6024	149	CT3SLH6415FFFL	114	CT3WSRH6424FFFL	123	CW1-S7230-A	159
CR1-6024(7)L	150	CT3SLH6415FFL	113	CT3WSRH6424FFL	122	CW1-S7230-B	159
CR1-6024(7)N	150	CT3SLH6424WL	120	CT3WSRH6430BBFFL	132	CW1-S7236-A	160
CRB60	157, 158, 159, 160	CT3SLH6424WWL	121	CT3WSRH6430BBFL	130	CW1-S7236-B	160
CRB66	157, 158, 159, 160	CT3SRH5015BBFFL	112	CT3WSRH6430BFFL	131	D	59
CRB72	157, 158, 159, 160	CT3SRH5015BBFL	112	CT3WSRH6430FFFL	132	DS1OHL	155
CS1-6024(5)L	143	CT3SRH5015FFFL	112	CT3WSRH6430FFFL	131	DS1PPT	134
CS1-6024(5)N	143	CT3SRH5015FFL	111	CT3WSRH6430FFL	130	DSIOHL	154
CS1-6030(5)L	144	CT3SRH5024WL	117	CU1-6618(7)(7)L	152	DT3CB15	141
CS1-6030(5)N	144	CT3SRH5024WWL	117	CU1-6618(7)(7)N	152	DT3CB24	141
CS1-6036(5)L	145	CT3SRH6415BBFFL	114	CU1-6624(7)(7)L	152	DT3CB30	141
CS1-6036(5)N	145	CT3SRH6415BBFL	114	CU1-6624(7)(7)N	152	DT3CB9	141
CS1-6624(5)L	143	CT3SRH6415FFFL	115	CU1-7218(7)(7)L	152	DT3DCH	142
CS1-6624(5)N	143	CT3SRH6415FFFL	114	CU1-7218(7)(7)N	152	DT3FDD	133
CS1-6630(5)L	144	CT3SRH6415FFL	113	CU1-7224(7)(7)L	152	DT3FDS15	136
CS1-6630(5)N	144	CT3SRH6424WL	120	CU1-7224(7)(7)N	152	DT3FDS24	136
CS1-6636(5)L	145	CT3SRH6424WWL	121	CV1-3624	153	DT3FDS30	136
CS1-6636(5)N	145	CT3WBDLH6424BBFL	126	CV1-4224	153	DT3FM15	142
CS1-7224(5)L	143	CT3WBDLH6424FFL	125	CV1-4824	153	DT3FM9	142
CS1-7224(5)N	143	CT3WBDRH6424BBFL	126	CW1-R6330B	153	DT3CBCDS	137

<i>pattern no.</i>	<i>page</i>	<i>pattern no.</i>	<i>page</i>	<i>pattern no.</i>	<i>page</i>
DT3HDS15	135	M2H6336ERCCC	80	SC6036	52
DT3HDS24	135	M2H6336ETCC	80	SC7218	52
DT3HDS30	135	M2W6330C	81	SC7236	52
DT3MBCDS	137	M2W6330E	81	SC8418	52
DT3PDD	133	M2W6336C	81	SC8436	52
DT3RT	134	M2W6336E	81	SC9018	52
DT3SDD	134	MB50BFF	139	SC9036	52
DT3WSP	138	MB50FF	139	SD10818	51
E2T2730CCC(RH/LH)	72	MB50FFF	139	SD10836	51
E2T2730CHHC(RH/LH)	72	MB50W	138	SD3018	51
E2T2730CIHC(RH/LH)	72	MB50WW	138	SD3036	51
E2T2736CCC(RH/LH)	72	MB64BFF	139	SD3618	51
E2T2736CHHC(RH/LH)	72	MB64FF	139	SD3636	51
E2T2736CIHC(RH/LH)	72	MB64FFF	140	SD4218	51
F	59	MB64FFFF	140	SD4236	51
G	59	MB64W	140	SD6018	51
H	59	MB64WW	140	SD6036	51
I	60	N	60	SD7218	51
J	60	O	60	SD7236	51
K	60	P	61	SD8418	51
L	60	R	61	SD8436	51
M	60	S	61	SD9018	51
M2C2730C	76	S2F2730CCC	82	SD9036	51
M2C2730E	76	S2F2730ECC	82	T	61
M2C2736C	76	S2F2736CCC	82	U	61
M2C2736E	76	S2F2736ECC	82	Z	61
M2C3930C	77	S2F2742CCC	82		
M2C3930E	77	S2F2742ECC	82		
M2C3936C	77	S2F3930CCCC	83		
M2C3936E	77	S2F3930ECCC	83		
M2C5130C	78	S2F3936CCCC	83		
M2C5130E	78	S2F3936ECCC	83		
M2C5136C	78	S2F3942CCCC	83		
M2C5136E	78	S2F3942ECCC	83		
M2C6330C	79	S2F5130CCCC	84		
M2C6330E	79	S2F5130ECCCC	84		
M2C6336C	79	S2F5136CCCC	84		
M2C6336E	79	S2F5136ECCCC	84		
M2DW6330C	81	S2F5142CCCC	84		
M2DW6330E	81	S2F5142ECCCC	84		
M2DW6336C	81	SA10818	53		
M2F2730CCC	73	SA10836	53		
M2F2730ECC	73	SA3018	53		
M2F2736CCC	73	SA3036	53		
M2F2736ECC	73	SA3618	53		
M2F2742CCC	73	SA3636	53		
M2F2742ECC	73	SA4218	53		
M2F3930CCCC	74	SA4236	53		
M2F3930ECCC	74	SA6018	53		
M2F3936CCCC	74	SA6036	53		
M2F3936ECCC	74	SA7218	53		
M2F3942CCCC	74	SA7236	53		
M2F3942ECCC	74	SA8418	53		
M2F5130CCCC	75	SA8436	53		
M2F5130ECCCC	75	SA9018	53		
M2F5136CCCC	75	SA9036	53		
M2F5136ECCCC	75	SC10818	52		
M2F5142CCCC	75	SC10836	52		
M2F5142ECCCC	75	SC3018	52		
M2H6330CRCCC	80	SC3036	52		
M2H6330CTCC	80	SC3618	52		
M2H6330ERCCC	80	SC3636	52		
M2H6330ETCC	80	SC4218	52		
M2H6336CRCCC	80	SC4236	52		
M2H6336CTCC	80	SC6018	52		

Selling Policy

	<p>This Selling Policy supercedes all previous selling policies. Prices, discounts and product offerings are subject to change without notice.</p>
Terms & Conditions of Sales	<p>Sales by Knoll, Inc. or Knoll North America Corp. ("Seller") of Knoll Product Lines (hereinafter "Products") within the United States and Canada are made only on the terms which are contained in this Selling Policy. Seller hereby gives notice of its objection to any different or additional terms and conditions. This sale is expressly conditional upon Purchaser's assent to the terms and conditions set forth below. Additional terms and conditions may apply to KnollStudio and KnollTextiles orders. These terms and conditions may be modified or supplemented only by a written document signed by an authorized representative of Seller. These terms and conditions supercede any prior and/or contemporaneous agreements or correspondence between Purchaser and Seller. Written quotations expire thirty (30) days from the date of issuance and can be withdrawn by written notice anytime during that period. Where Purchaser and Seller have entered into the Knoll Electronic Terms and Conditions, all orders, acknowledgements, invoices and other business communications placed or transmitted in accordance with the Knoll Electronic Terms and Conditions shall be deemed to be in writing and signed and shall be valid for all purposes as if they were originated and maintained in documentary form.</p>
Ordering Information	<p>All orders must be in writing. The product pattern number(s) contained on Seller's order acknowledgement shall be the final expression of the order.</p>
Order Confirmation	<p>A purchase order is not binding on Seller until Purchaser has received Seller's order confirmation or acknowledgment.</p>
Pricing Policies	<p>List prices are subject to change without notice.</p> <p>List prices shall be those prices in effect on the date of receipt of a complete purchase order unless shipment is requested more than ninety (90) days after order entry in which case prices in effect on the date of shipment apply. List prices include specified freight costs. Unless specified in writing by Seller, no other charges are included in Seller's list prices.</p>
Taxes	<p>All sales, use, excise and other taxes applicable to the sale of the Products shall be paid by Purchaser. If Purchaser claims an exemption from any tax, Purchaser shall submit to Seller the appropriate exemption certificates.</p>
Terms of Payment	<p>Payment for one hundred percent (100%) of the net order amount is due within thirty (30) days of the date of invoice, which is issued upon shipment. In case of any discrepancies, such as shortages, and Seller is notified in writing within ten (10) days of receipt of Product, only that portion may be deducted and the balance paid. For orders greater than \$100,000 net, a one-third (1/3) deposit is due at the time of order placement, with the remainder due within thirty (30) days of the date of invoice.</p> <p>KnollStudio orders less than \$2,000 require payment for one hundred percent (100%) of the net order amount (including any applicable sales tax and charges for inside delivery, special packaging, etc.), due at time of order placement. For KnollStudio orders greater than \$2,000, a one-half (50%) deposit is due at time of order placement with the remainder (including any applicable sales tax and charges for inside delivery, special packaging, etc.) due prior to shipment.</p> <p>If, in the judgment of Seller, Purchaser's financial condition does not justify the terms of the payment, Seller may require full or partial payment in advance.</p> <p>Past due accounts shall be charged one and one-half percent (1.5%) per month, or the highest rate permitted by law, whichever is less, and will be added to the outstanding balance. In the event Purchaser defaults on payment, Purchaser shall be liable for all collection costs, including reasonable attorney's fees and costs.</p>
Changes and Cancellation	<p>Purchase orders may not be changed or cancelled, in whole or in part, without prior written consent of Seller. Changes may effect delivery dates. Expenses incurred because of changes shall be charged to Purchaser. In the event of cancellations, Purchaser will be liable for reasonable cancellation charges established by Seller. Orders for special Product, orders including "COM" (hereinafter defined) material and orders pursuant to expedited delivery programs, may not be canceled.</p>
Freight Prepaid	<p>Freight is prepaid and included in the price of all Products, except KnollTextiles, within the 48 contiguous United States and Canada, excluding the Yukon, Northwest Territories, Nunavut and Newfoundland. Packing is tested for rigorous motion and transportation but is not guaranteed to protect furniture from conditions over which the Seller has no control. If special packaging is required for any reason, please consult with your sales representative or dealer. Seller shall select the method of shipment and routing. All shipments shall be tailgate deliveries. Freight for all KnollTextiles orders is prepaid and added to the invoice.</p>
Delivery/Freight Charges	<p>Shipments outside the contiguous 48 United States and Canada shall be shipped F.O.B. Origin.</p> <p>For shipments outside the contiguous United States and Canada, Purchaser is responsible for the cost of freight from point of embarkation, including any handling and transportation charges incidental to loading at the point of departure and unloading at the final destination.</p> <p>Conditions beyond the control of Seller, including weather, available facilities and traffic conditions, may affect exact time of delivery. Seller shall not be responsible for specific carrier delivery date or time unless it has made a specific delivery commitment, in writing.</p> <p>Nonstandard methods of shipment and/or additional services are available upon request. Purchaser will be billed for the differential cost of any special services in excess of standard surface carrier freight costs. Premium charges, at Purchaser's request, will be added for airfreight, exclusive use of vehicle and extra, export or special packaging. Accessorial charges will be added for inside delivery, extra labor, reconsignment and redelivery.</p> <p>Partial shipments may be made and invoiced by Seller.</p>
Claims	<p>All shipments for all Knoll Products within the contiguous United States and Canada are F.O.B. Origin. Risk of loss passes to Purchaser at time of delivery to carrier. Purchaser shall inspect all Products upon receipt and notify Seller within ten (10) working days after receipt of any damage or defects which are, or should be, apparent from an inspection of the Product and its packaging. Failure of Purchaser to make a claim against carrier or notify Seller during the ten (10) working day period shall constitute acceptance of the Products and waiver of any apparent defects, errors or shortages. Seller will agree to repair or replace Product damaged in shipment if Purchaser has notified Seller of freight damage within ten (10) working days after receipt and assigns its rights against the carrier.</p>
Seller's Security Interest	<p>Until Seller receives the full payment for the Product, Seller shall have a security interest in the Product. Purchaser agrees to perform all acts, including but not limited to the execution and filing of documentation, which may be necessary to perfect and assure the security interest of Seller.</p>
Returns	<p>The return of Products without a written authorization by Seller shall not be accepted. To receive authorization for Product return, please call Customer Service. All Products that are returned pursuant to a valid authorization shall be subject to a twenty-five percent (25%) of list restocking charge. Products not currently offered for sale by Seller (including COM) shall not be authorized for return. All returned Products must be unused, in original condition and in the original Seller packing cartons. No refund or credit shall be given for damaged Products.</p>
Held Orders/Storage	<p>If Purchaser requests that an order be held or delayed, prices and terms and conditions in effect at the time of shipment shall apply. If Purchaser requests a delay after the time when Seller can defer production, Purchaser will be invoiced for the Product, payable in accordance with standard terms, when the order is ready for shipment. Seller may transfer the Product to storage, in which case all expenses incurred in connection with storage, including demurrage, preparation for storage, storage charges and handling shall be payable by Purchaser upon submission of invoices by Seller. Risk of loss to the Product shall pass to the Purchaser upon delivery of the Product into storage.</p>

Selling Policy

Customer's Own Material	<p>A Purchaser who requests a fabric or other surface material not standard to Seller's line of Products ("COM") must submit samples of the requested material to Seller prior to entry of a purchaser order. Seller shall determine if the material is suitable to its manufacturing processes and meets any requirements of Underwriters Laboratories. If the COM is acceptable, Seller will then establish a price for using the COM or the Product in question. For a description of the procedures for submitting samples and testing, contact customer resources or your sales representative. Seller shall have no responsibility for the appearance, condition, performance, durability, colorfastness or any other physical attribute of the COM. Purchaser shall indemnify and hold Seller harmless for any damages, injuries or losses arising out of or related to use of the COM on the Product.</p>
Warranty	<p>Seller warrants to the original Purchaser only that the Products Seller manufactures and sells to Purchaser are free of defects in workmanship and materials, during the applicable warranty period set forth below.</p> <p>Should any failure to conform with this limited warranty appear to a Product listed below during the applicable warranty period from the date of shipment, Seller shall, upon prompt written notice, repair or replace, at its option and costs, the affected part or parts.</p> <p><i>Product and Period of Warranty</i></p> <p><i>Lifetime: AutoStrada, Calibre, Crinion Open Table, Currents, Dividends, Equity, Morrison, Reff</i> laminate and other non-wood components (except cascade edge worksurfaces, operational parts, controls, electrical, special or custom products, see below)</p> <p><i>10 Years: AutoStrada, Crinion Open Table and Reff</i> wood components, wood casegoods, <i>Interaction</i> tables (except height adjustment mechanisms for <i>Counterforce</i>, crank-adjustable, and split-top tables and worksurfaces, see below), <i>Reuter</i> overheads, <i>Reuter</i> vertical storage, <i>Bulldog, Chadwick, Essentials Work Chairs, Life, RPM</i> and <i>Sapper</i> seating structural and operational parts, controls, casters, pneumatic cylinders (except seating upholstery, finishes and labor, see below)</p> <p><i>5 Years:</i> Operational parts, controls, electrical (except light ballasts and bulbs, see below), cascade edge worksurfaces, special or custom product, wood veneer products, <i>A3, Currents</i> handcrank, <i>Interaction Counterforce, Interaction</i> crank-adjustable, and split-top mechanisms, <i>KnollStudio, KnollExtra</i> adjustable keyboard supports, VDT carousel, monitor platform, equipment storage drawers and all universal storage drawers, <i>Open Up, Visor</i> and <i>SoHo</i> seating structural and operational parts, controls, pneumatic cylinders (except seating upholstery, finishes and labor, see below)</p> <p><i>3 Years:</i> Upholstery, finishes and labor to repair the following chairs: <i>Bulldog, Chadwick, Life, Open Up, Parachute, RPM, Sapper</i> and <i>SoHo</i>.</p> <p><i>2 Years:</i> All other <i>KnollExtra</i> product</p> <p><i>1 Year:</i> Light ballasts and bulbs and <i>Equity</i> fiberglass panels, seating upholstered armpads and soft armpads, <i>Visor</i> finishes and labor to repair.</p> <p>This warranty does not apply to:</p> <ul style="list-style-type: none">• Damage caused by a carrier other than the Seller.• Normal wear and tear or acts or omissions of parties other than Seller (including user modification).• COM or other third party materials applied to Products.• Products not installed by or under the auspices of a certified dealer of Seller.• Dramatic temperature variations or exposure to unusual conditions.• Except as specifically noted above, textiles and upholstery supplied by <i>KnollTextiles</i> (consult current <i>KnollTextiles</i> price list for applicable warranty).• Labor to repair or replace Essential Work Chairs affected part or parts, unless affected part or parts are returned to Seller with freight charges prepaid. <p>Natural variations occurring in wood, marble, and leather shall not be considered defects, and the Seller does not guarantee the colorfastness or matching of the colors, grains or textures, or surface hardness of such materials. The Seller also does not guarantee the colorfastness of fiberglass panel surfaces.</p> <p>THE EXPRESS WARRANTIES CONTAINED HEREIN ARE IN LIEU OF ALL OTHER WARRANTIES, EXPRESS OR IMPLIED, INCLUDING ANY WARRANTIES OF MERCHANTABILITY AND FITNESS FOR PARTICULAR PURPOSE AND ALL OTHER WARRANTIES ARISING FROM COURSE OF DEALING OR USAGE OF TRADE.</p> <p>The remedies provided above are the Purchaser's sole remedies for any failure of Seller to comply with its obligations regarding the workmanship of its Products. Correction of any nonconformity in the manner and for the period of time provided shall constitute complete fulfillment of all liabilities of Seller, with respect to or arising out of the Product furnished hereunder.</p>
Delay/Force Majeure	<p>Seller shall not be liable for failure to perform or for delay in performance due to fire, flood, strike or other labor difficulty, act of God, act of any governmental authority or of the Purchaser, riot, embargo, fuel or energy shortage, wrecks or delay in transportation, inability to obtain necessary labor, materials or manufacturing facilities from usual sources or failure of suppliers to meet their contractual obligations, or due to any cause beyond its reasonable control. If any such event occurs, Seller may extend delivery dates by a period of time necessary to overcome the effect of such delay, allocate available Product or cancel any purchase order.</p>
Compliance with Law	<p>PURCHASER IS SOLELY RESPONSIBLE FOR COMPLIANCE WITH ALL APPLICABLE FEDERAL, STATE AND LOCAL LAWS, ORDINANCES, REGULATIONS, RULES AND STANDARDS RELATING TO THE INSTALLATION, MAINTENANCE, USE AND OPERATION OF THE PRODUCTS.</p>
Patents	<p>Subject to the following provisions, Seller shall, at its own expense, defend or, at its option, settle any claim, suit or proceeding brought against the Purchaser, and/or its vendees, mediate and immediate, so far as based on an allegation that any Product or any part thereof furnished hereunder constitutes a direct or a contributory infringement of any claim of any patent of the United States or Canada. This obligation shall be effective only if Purchaser shall have made all payments then due hereunder and if Seller is notified promptly in writing and given authority, information and assistance for the defense of said claim, suit or proceeding. Seller shall pay all damages and costs awarded in such suit or proceedings so defended.</p> <p>The foregoing indemnity does not apply to the following:</p> <ul style="list-style-type: none">• Products supplied according to a design other than that of Seller, and which is required by the Purchaser.• Combination of the Product with another product not furnished hereunder unless Seller is a contributory infringer.• Any settlements of a suit or proceeding made without Seller's written consent.
Limitations of Liability	<p>SELLER, ITS CONTRACTORS, AUTHORIZED DEALERS AND SUBCONTRACTORS OR SUPPLIERS OF ANY TIER SHALL NOT BE LIABLE TO PURCHASER FOR ANY SPECIAL, INDIRECT, INCIDENTAL OR CONSEQUENTIAL DAMAGES ARISING FROM A BREACH OF THIS AGREEMENT.</p> <p>Purchaser's remedies set forth herein are exclusive and the liability of Seller with respect to the breach of this agreement or any contract entered into between the parties pursuant hereto shall not exceed the price of the Product or part on which such liability is based.</p>

KnollKey Lock Program

KnollKey Lock Program General Information

Following is the KnollKey lock policy, applicable to all products.

Key-alike

For the convenience of the user, furniture may be keyed alike at no charge. Write "Key-alike" in the description of your purchase order for any pedestal, overhead, file or other item you wish to have keyed alike.

Using the key-alike instructions, order cores and keys as line items on your purchase order. Do NOT submit a key-alike form. The Knoll East Greenville Lock Center will select key numbers from the standard range of K 001 - K 250. Key numbers will not be repeated unless over 250 sets are ordered. Lock cores keyed-alike will ship separately from the product, ready for field installation.

There is no charge for key-alike orders if placed with the furniture order.

IF THE KEY-ALIKE ORDER IS NOT PLACED AT LEAST TWO WEEKS PRIOR TO THE FURNITURE SHIP DATE, A \$50 HANDLING CHARGE AND AIR FREIGHT CHARGES WILL APPLY.

If product is ordered and shipped random-keyed, additional lock cores for key-alike are billable.

Random-Keying

To specify product keyed-random, write "key-random" in the product description. Random-keyed product is shipped with the lock core factory installed. A shrouded key is included. Random means no effort has been made to match key numbers, or to make them different.

Keys

A Knoll shrouded key is shipped with every lock core. 250 Key numbers are available. For numbers above 250, contact Custom Product Development. Additional keys and key blanks are available. See service parts for more information.

Master Keying

Knoll locks can be controlled by means of a master key. There is no additional per-lock charge for master keying. A letter of approval from the client must accompany orders for master keys.

Installing Lock Cores

Lock cores can be installed or removed in the field by using a change key. Cores must be in the unlocked position to be removed. See service parts for change key pattern number and pricing.

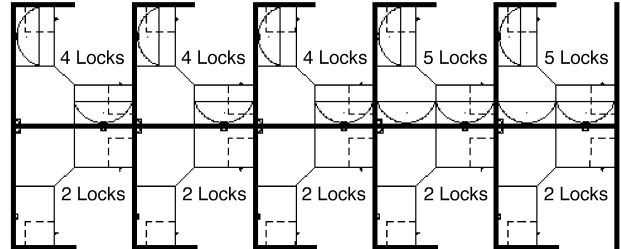
Lock Distribution

All orders for key-alike lock cores/keys are packaged and shipped from the East Greenville Lock Center, regardless of where the pedestals, overhead, or other units are produced. KnollNow and random keyed product will have cores factory-installed.

How to Specify Key-Alike

Following is an example of how to specify key-alike for a cluster of 10 workstations.

Step 1 - Using the project floorplan, count the number of locks in each workstation.



Step 2 - Count the number of workstations with the same quantity of locks. Group together the workstations with a like number of locks.

5 workstations with 2 locks per station
3 workstations with 4 locks per station
2 workstations with 5 locks per station

Step 3 - For the first group (5 sets of 2 locks), enter the number of workstations in the quantity column.

Qty	Pattern #	Description	Unit List	Ext. List
5				

Step 4 - Then enter the pattern number "KSPEC_ _" and add a suffix for the number of locks for that group (i.e., for 2 locks per station, add the suffix "2"). Up to 30 lock cores are available in a set (i.e., KSPEC 30).

Qty	Pattern #	Description	Unit List	Ext. List
5	KSPEC 2	Set of 2 cores/keys	N / C	N / C

Step 5 - Repeat for other groups.

Qty	Pattern #	Description	Unit List	Ext. List
5	KSPEC 2	Set of 2 cores/keys	N / C	N / C
3	KSPEC 4	Set of 4 cores/keys	N / C	N / C
2	KSPEC 5	Set of 5 cores/keys	N / C	N / C

Your Key instructions are complete.

Knoll will select key numbers for each set from 250 available numbers. Additional key numbers are available through Custom Product Development. **For additions to existing installations, specify desired key numbers in the description.**

Service Parts

Pattern #	Description	List Price
KKEY_ _ _	Shrouded Key Specify key number desired	\$5
KBLANK	Shrouded Key Blank	\$5
KSPECB_ _ _	Retrofit Universal Core/Key Specify key number desired	\$18
KCHANGE	Change Key	\$5
KMASTER*	Master Key	\$5

*Note: A letter of approval on company letterhead from the client must accompany all orders for master keys.

General Ordering Information

The Products

This guide encompasses all standard products for this product group.

Sizes

Dimensions listed in this guide are indicated as:

H = height

W = width

D = depth

Dia. = diameter

Rad. = radius

Pricing

All prices shown are list.

How to Order

Select pattern numbers and quantities required for your complete installation. Product questions can be addressed in the specific sections of this guide or by contacting your sales representative or customer resource representative at 1-800-343-5665.

Next, select options (if required), along with colors and finishes appropriate to each product. Reference the Finishes and Fabrics pages for color designations.

On large installations, an item's "designated area" can be specified to assist in product organization and handling.

To expedite complete / correct entry of your order, be certain all pattern numbers, quantities, colors and area identifications are completely specified. Also, include complete purchase order numbers, bill-to and ship-to addresses, a contact name and specific factory shipping dates required.

Mail all orders to:

Knoll, Inc.

1235 Water Street

P.O. Box 157

East Greenville, PA 18041

Attention: Order Entry

Once your order is entered at Knoll, an acknowledgment will be mailed to you. You will be advised of your scheduled shipping date within five days of the original acknowledgment. If it is necessary to revise your order, please contact your customer resource representative.

Sustainability Statement

Sustainable design is a key component of Knoll's environmental focus. Our commitment to social responsibility and a healthy environment has prompted us to further articulate our longstanding environmental programs and, with encouragement and support from our colleagues in the industry, we have re-energized our focus on such "green" initiatives as life cycle analysis and LEED™ certification. Knoll is proud to have contributed to projects that have received LEED certification from the U.S. Green Building Council.

For the latest information on Knoll products that help our customers achieve LEED certification, log on to knoll.com, click on "About Knoll" and then "Environmental Focus."