


# Series 2

Price List  
February 2016



**Knoll**

Introduction	Knoll and Sustainable Design	2
Series 2 Storage Overview	Series 2 Pedestals	3
	Series 2 Overhead Storage	4
	Series 2 Storage Towers	8
Series 2 Storage Finish Selections	Series 2 Storage Finish Selections	9
	Series 2 Storage Finishes	10
	Legacy Finishes	11
Series 2 Steel Front Storage	Pedestals Steel Front - Recessed Pull	12
	Pedestals Steel Front - Series 2 Pull	15
	Overhead Storage Steel Front with Dividends Mounting Brackets	18
	Overhead Storage Steel Front with Reff Mounting Brackets	21
	Storage Towers Steel Front - Recessed Pull	23
	Storage Towers Steel Front - Series 2 Pull	64
	Pedestals Steel Front - Template Pull	105
	Storage Towers Steel Front - Template Pull	108
Series 2 Laminate and Veneer Front Storage	Pedestals Laminate and Veneer Front - Template Pull	150
	Storage Towers Laminate and Veneer Front - Template Pull	153
	Pedestals Veneer Front - Reff S Pull	183
	Overhead Storage Veneer Front with Dividends Mounting Brackets	186
	Overhead Storage Veneer Front with Reff Mounting Brackets	189
	Bookshelves with Reff Mounting Brackets	191
	Storage Towers Veneer Front - Reff S Pull	192
Series 2 Morrison Front Storage	Pedestals Morrison Front	220
	Overhead Storage Steel Front with Morrison Mounting Brackets	223
	Bookshelves with Morrison Mounting Brackets	225
	Storage Towers Morrison Front	226
Series 2 Currents Front Storage	Pedestals Currents Front	260
	Storage Towers Currents Front	263
Accessories	Pedestals Accessories	298
	Overhead Storage Accessories	300
	Storage Tower Accessories	302
Universal Privacy Screen and Modesty Panel	Dividends Horizon	308
	Template	316
	Reff / AutoStrada	324
	Morrison / Currents	332
Wall Mounting of Knoll Products		340
Alpha-Numeric Index		342
Selling Policy		349
KnollKey Lock Program		351
General Ordering Information		352

# Knoll and Sustainable Design

---

Each year Knoll sets key initiatives in our journey to sustainability. We are members of a global consortium on energy, have adopted a scientific, metrics-based approach to sustainable product design, and maintain a leadership position in establishing universal, verifiable, sustainability standards for our industry.

Knoll promotes independent third-party certification because it provides the most impartial and trustworthy foundation for industry-wide environmental compliance. Certification by established and respected third parties ensures that all manufacturers are held to the same high standards and that customers can trust a company's declaration about the environmental benefits of its products. Knoll third-party partners include: the International Standards Organization (ISO); Forest Stewardship Council (FSC®); Rainforest Alliance; GREENGUARD® Environmental Institute; and The Business and Institutional Furniture Manufacturer's Association (BIFMA) level® certification from Scientific Certification Systems (SCS).

In addition, Knoll is aligned with the U.S. Green Building Council and can help companies, healthcare organizations and educational institutions achieve Leadership in Energy and Environmental Design (LEED®) workplace certification.

## Global Climate Change

- Knoll is a sponsor of the Clinton Global Initiative, which brings together a community of global leaders to devise and implement solutions to some of the world's most pressing challenges, including environmental change.
- Knoll has a comprehensive Energy Management Program to increase energy efficiency in products and processes.

## Life Cycle Assessment (LCA) Tool

- Life Cycle Assessment is a science-based measurement of a product's environmental impacts throughout its life cycle, from raw materials sourcing through manufacture, shipping, use and re-use or end-of-life. LCA enables cradle-to-cradle implementation of sustainable practices.
- Knoll has partnered with The Green Standard.org to develop an affordable, universal ISO-compliant computer-based LCA tool that can be used by the entire contract furniture industry and is partnering on the development of an Environmental Product Declaration System (EPDs) for Knoll products. EPDs are verified documents containing LCA results and additional environmental performance information about a product.

## Setting Industry Standards

- Knoll partners with MTS (The Institute for Market Transformation to Sustainability) to develop the SMaRT® Consensus Sustainable Products Standards, a set of consensus-based sustainable product standards based on the LEED® model, for all building products, fabric, apparel, flooring and carpet. MTS, the developer of SMaRT®, is an accredited American National Standards Institute (ANSI) standard developer.
- Knoll also partners with BIFMA (Business and Institutional Furniture Manufacturers Association) to promote level® sustainability standards for the contract furniture industry.
- Knoll has established FSC® (Forest Stewardship Council) certified wood as the standard for general office open plan office systems, casegoods and tables.
- Knoll has launched Full Circle, a resource recovery program developed with ANEW, to help customers extend the life cycle of surplus furniture, fixtures and equipment (FF&E) in an economically, socially and environmentally responsible manner.
- Our goal is to encourage all manufacturers in the contract furniture industry and related industries to adopt standards that will lead to sustainable products and practices.

*For more information about Knoll and sustainable design, visit [knoll.com/environment](http://knoll.com/environment).*

# Series 2 Pedestals

## Floorstanding, Doublewide, Mobile - Specifications

### Series 2 Floorstanding Pedestals

Series 2 floorstanding pedestals are used to support worksurfaces in both panel wrapped and freestanding applications. No cantilevers or other supports are required at the end of the worksurface supported by a pedestal.

Two drawer configurations are available: box/box/file and file/ file. Pedestals are available with or without locks.

The Series 2, 24" deep pedestal come standard without a back. In panel applications or in freestanding desking applications where the desk is against the wall, a back is not necessary.

In desking applications where the back of the case is exposed, an optional back case is used to conceal the pedestals contents.

The 18" and 30" deep Series 2 pedestals include a back with each case.

#### Available Sizes (Nominal)

Depths: 18", 24" and 30"  
Width: 15"  
Height: 26<sup>7</sup>/<sub>8</sub>"

### Series 2 Doublewide Pedestals

The doublewide pedestal incorporates two 12" high drawers in a 30" or 36" width (18<sup>3</sup>/<sub>4</sub>" depth) and is intended for below worksurface applications only. The doublewide's design allows for side-to-side letter or legal filing and front-to-back letter filing.

**Doublewide pedestals cannot be used with 18" deep worksurfaces.**

#### Available Sizes: (Nominal)

Depth: 18<sup>3</sup>/<sub>4</sub>"  
Width: 30" and 36"  
Height: 26<sup>7</sup>/<sub>8</sub>"

#### File drawer (doublewide pedestal)

- Internal height: 9<sup>3</sup>/<sub>4</sub>"
- Internal width: 26<sup>3</sup>/<sub>4</sub>" and 32<sup>3</sup>/<sub>4</sub>"
- Internal depth: 15<sup>3</sup>/<sub>4</sub>"

### Construction

Pedestal specifications:

- Outer wrapper: 20-gauge steel
- Drawer front: 20-gauge steel (double wide front: 18-gauge)
- Pedestal back: 20-gauge
- <sup>7</sup>/<sub>8</sub> extension ball bearing (full extension available as an option)
- Full extension ball bearing
- Leveling glides: <sup>3</sup>/<sub>8</sub>" diameter steel stem with 1<sup>1</sup>/<sub>2</sub>" of height adjustment (double wide ped: <sup>5</sup>/<sub>16</sub>" diameter steel stem with a 1<sup>1</sup>/<sub>16</sub>" of height adjustment

### Locks

Series 2 pedestals can be ordered with or without locks. Note, Individual locking drawers are not available.

Locks are randomly keyed unless otherwise specified. Other keying options include keyed alike or keyed with lock cores K001-K250. All locks are factory-installed and have a black finish.

### 24" Deep Cases

#### Internal Drawer Dimensions

##### Box drawer

- Internal height: 4<sup>7</sup>/<sub>16</sub>"
- Internal width: 12<sup>1</sup>/<sub>16</sub>"
- Internal depths: 18<sup>3</sup>/<sub>8</sub>"

##### File drawer

- Internal height: 9<sup>1</sup>/<sub>4</sub>"
- Internal width: 12<sup>1</sup>/<sub>16</sub>"
- Internal depths: 18<sup>3</sup>/<sub>8</sub>"

### Pedestal Accessories

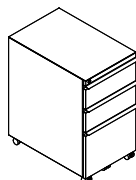
All Series 2 pedestal accessories including the hanging file channel must be specified separately. See page 298 for accessories.

### Mobile Pedestals

Series 2 mobile pedestals provide moveable storage within a workstation and tuck beneath a worksurface when not in use. Available drawer configurations are box/file, box/box/file and file/file.

Note: Series 2 pedestals, should not be mixed with standard, Dividends, Morrison, Reff or Currents pedestals.

Mobile pedestals roll on four corner-mounted swivel casters and one bottom drawer-mounted caster for stability when the lower drawer is in the open position. The front corner casters are locking.



Mobile pedestals may be specified with an optional handle allowing easy mobility.

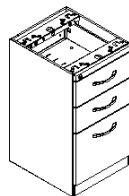
Keyed alike ordered separate, shipped separate.

All mobile steel pedestals include 13-gauge finished tops. A back is included with all Series 2 mobile pedestals.

Pedestals may be specified without the top for attachment of a pedestal cushion. Pedestal cushion may be ordered through the Currents or Calibre price lists.

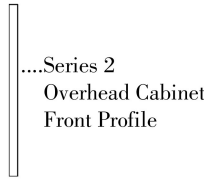
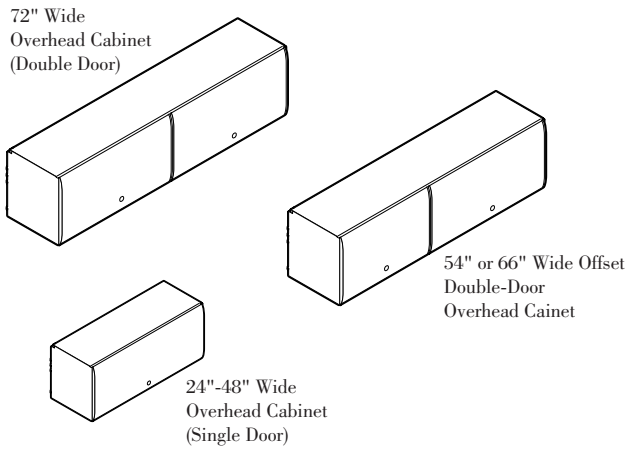
### Series 2 Pedestals with Veneer Drawer Fronts

Series 2 pedestals may be specified with veneer fronts on floorstanding, mobile and doublewide pedestals.



# Series 2 Overhead Storage

## Panel-Mounted Cabinets - Specifications



### Overhead Cabinets

Cabinets mount to the integral vertical channels on the systems specific panels to provide overhead storage within workstations.

Overhead cabinets consist of a top, shelf, end panels, overhead door with or without lock and required assembly screws. 24" to 48" wide cabinets have single doors while cabinets 54", 60", 66" and 72" wide have double doors. 54" wide overhead cabinets will ship with one 24" and one 30" door. 66" wide overhead cabinets will ship with one 30" and one 36" door. 54" and 66" overhead doors may be removed and reversed.

Overheads must match the width of single or multiple panels and cannot be mounted off-module.

All cabinets are shipped knocked-down.

### Available Sizes (Nominal)

- Height: Cabinet 15"
- Depth: 14 1/8"
- Widths: 24", 30", 36", 42", 48", 54", 60", 66" and 72"



### Cabinet and shelf specifications:

- Horizontal top and shelf: 18-gauge (24" to 48" wide), 16-gauge (60" to 72" wide) painted roll-formed steel
- Overhead door: 20-gauge painted roll-formed steel
- Overhead door end trim: Color injected, molded plastic
- End panels: 16-gauge painted steel with integral mounting hooks
- Overhead door suspension: Steel ball bearing

### Interior Dimensions

The interior dimensions of overhead cabinets and shelves are:

- Depth: 12"
- Usable interior height: 12 5/8"
- Width: 1/8" shorter than the exterior width



### Cabinet Door Clearance

Cabinet doors open over the tops of cabinets. Required clearance is 16 1/4" total height (height of cabinet plus top clearance required).

### Touchdown Overhead Cabinets

Touchdown overhead cabinets are equipped with hydraulic assist cylinders that allow the overhead cabinet front to gently fall to a closed position.

Touchdown mechanisms may be retrofitted in the field to any Series 2 overhead cabinet excluding Veneer fronts.

### Task Lights

All cabinets and shelves will accept task lights. For information, please see accessories section for task lights. Task lights must be ordered separately.

### Locks

Locks are standard on overhead cabinets and keyed randomly unless otherwise specified. Other keying options include keyed alike or keyed with lock cores K001-K250. All locks are factory-installed and are black finish. Cabinets can also be specified without locks if required. When locks are not specified a plug is located in the lock position. Optional lock retrofit kits are available for field installation at a later date if required. See page 351 for additional keying information.

**Panel Upmount Overhead Cabinets used on Dividends panels**

Upmount cabinets mount to 50" high panels to provide overhead storage within workstations as an alternative to overheads panel-mounted on 64" high panels. Upmount cabinets have full finished backs and require upmount brackets for mounting.

When installed on 50" high Dividends panels, upmount cabinets match up to the overall 64" height of panel-mounted overhead cabinets and freestanding overdesks to provide a consistent height within the facility.

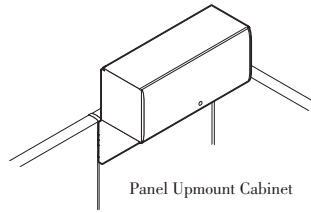
Overhead cabinets consist of a top, shelf, end panels, enclosed back, overhead door with or without lock and required assembly screws. 24" to 48" wide cabinets have single doors while cabinets 54", 60", 66" and 72" wide have double doors. 54" wide overhead cabinets will ship with one 24" and one 30" door. 66" wide overhead cabinets will ship with one 30" and one 36" door. 54" and 66" overhead doors may be removed and reversed.

Upmount cabinets are shipped knocked-down.

Upmount overheads must match the width of single or multiple panels and cannot be mounted off module.

**Available Sizes (Nominal)**

- Height: 15"
- Depth: 13 1/2"
- Widths: 24", 30", 36", 42", 48", 54", 60", 66" and 72"



Panel Upmount Cabinet

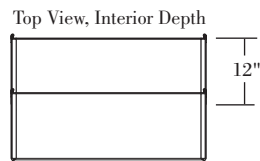
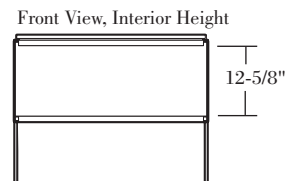
**Series 2 Upmount cabinet specification:**

- Horizontal top and shelf: 18-gauge (30" to 48" wide), 16-gauge (60" to 72" wide) painted roll-formed steel
- Overhead door: 20-gauge painted roll-formed steel
- Overhead door suspension: Steel ball-bearing
- Overhead door end trim: Color injected, molded plastic
- End panels: 16-gauge painted steel with integral mounting hooks
- Upmount brackets: 14-gauge steel

**Interior Dimensions**

Upmount cabinet interiors measure:

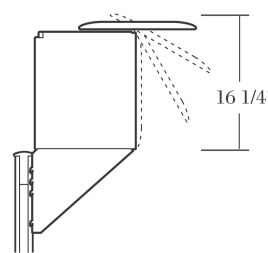
- Depth 12"
- Usable interior height: 12 5/8"
- Width: 1/8" shorter than the exterior width.



**Cabinet Door Clearance**

Cabinet doors open over the tops of cabinets. Required clearance is: 16 1/4" total height (height of cabinet plus top clearance required).

Side View, Door Clearance

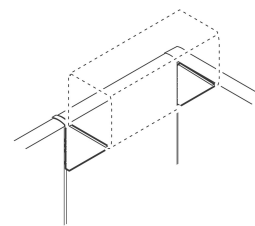


**Available Sizes**

- Height: 15"
- Depth: 13 1/2"
- Widths: 30", 36", 42", 48"

**Upmount Brackets**

Cabinet upmount brackets are required for upmount applications. Upmount brackets are ordered separately in pairs.



**"Touchdown" Overhead Cabinets**

Touchdown Overhead cabinets are equipped with hydraulic assist cylinders that allows the overhead cabinet front to gently fall to a closed position.

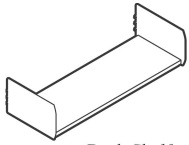
Retrofit mechanisms may be field added to any Series 2 overhead cabinet with the exception of Veneer front cabinets.

**Locks**

Locks are standard on overhead cabinets and keyed randomly unless otherwise specified. Other keying options include keyed alike or keyed with lock cores K001-K250. All locks are factory-installed and are black finish. Cabinets can also be specified without locks if required. When locks are not specified a plug is located in the lock position. Optional lock retrofit kits are available for field-installation at a later date if required. See page 351 for additional keying information.

**Task Lights**

All upmount cabinets will accept task lights. For information, please see accessories section for task lights. Task lights must be ordered separately.



Book Shelf

**Overhead Book Shelves**

Book shelves mount to the integral vertical channels on panels to provide overhead storage within workstations.

Book shelves include a shelf, end panels, open back and required assembly screws.

Shelves must match the width of single or multiple panels and cannot be mounted off-module.

All book shelves are shipped knocked-down.

**Available Sizes (Nominal)**

- Height: shelf 8"
- Depth: 14 1/8"
- Widths: 24", 30", 36", 42", 48", 54", 60", 66" and 72"

**Task Lights Bookshelves**

All shelves will accept task lights.

For information, please see accessories section. Task lights must be ordered separately.

**Task Lights**

Dividends Horizon offers T5 and LED task lights. T5 task lights are available in standard and advanced models. Task lights must be ordered separately from shelves, overhead cabinets, and overdesk units.

Task lights are TCLP compliant and meet requirements of California Title 20 and Title 24. T5 advanced task lights are fitted with ballasts and lamps compliant with LEED requirements. All task lights are approved for New York City installations.

**T5 Task Lights**

T5 task lights include T5 cool white (4100K) fluorescent lamp, electronic ballast, 9 foot grounded cordset, prismatic lens, rocker switch, one cord exit management clip and mounting hardware. T5 task light housings are painted black.

The T5 task light cordset is a center exit. On smaller units the cord exit is off-center, but still not handed, allowing the cordset to be positioned either to the right or left of the task light for easy access to the closest available duplex.

All T5 task lights include mounting hardware for attachment to overhead cabinets, shelves, up mounted cabinets and freestanding overdesks. Specify task lights one size or less than the overall cabinet or overdesk width. T5 task lights have adjustable mounting brackets that lock into integral channels in the underside of the cabinet's lower shelf. The spring steel adjustable mounting brackets flex to install without requiring tools and allow the light to be positioned at any position side-to-side and front-to-back.

City of Chicago T5 task lights have a 9 foot power cord with a resettable circuit breaker built into the plug.

**LED Task Lights**

LED task lights include LED's, a power supply with 9'-12' cord and mounting hardware. Housings are clear anodized aluminum with white color end-caps. Cord management clips must be ordered separately. The power supply cord attaches to either end of the fixture, allowing for easier access to the closest available duplex.

LED task lights mount into the recess in the underside of overhead cabinets and shelves at least 5" wider than the task light width..

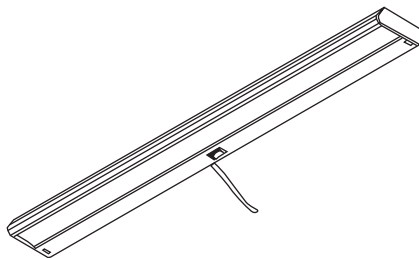
**Cord Management Clips**

Cord management clips attach to the integral slotted channels on panel frames to manage task light cordsets. Clips are 3/8" high black molded plastic construction.

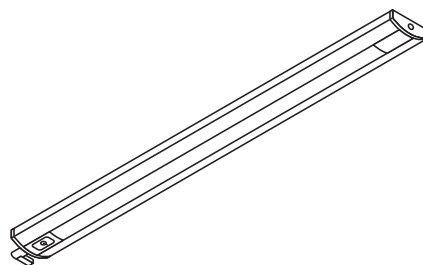
**Task Light Specifications**

Model Number	Fixture Length	Lamp Length	Lamp Part Number	Lamp Watts	Input Watts
<b>T5 Standard Task Lights</b>					
DL3T5E19S	19"	12"	FULHAM F8T5/CW	8	8
DL3T5E25S	25"	21.6"	FULHAM F14T5/41K	14	15
DL3T5E37S	37"	33.4"	FULHAM F21T5/41K	21	24
DL3T5E49S	49"	45.2"	FULHAM F28T5/41K	28	31
<b>T5 Advanced Task Lights</b>					
DL3T5E25A	25"	22.2"	PHILIPS F14T5/841/ALTO	14	18
DL3T5E37A	37"	33.98"	PHILIPS F21T5/841/ALTO	21	24
DL3T5E49A	49"	45.8"	PHILIPS F28T5/841/ALTO	28	31
<b>LED Task Lights</b>					
DL4L17	17"	16.4"	N/A	6.6	7.8
DL4L31	31"	30.1"	N/A	14.8	17.6
DL4L44	44"	43.7"	N/A	21.8	25.9
DL4L58	58"	57.4"	N/A	28.2	33.6

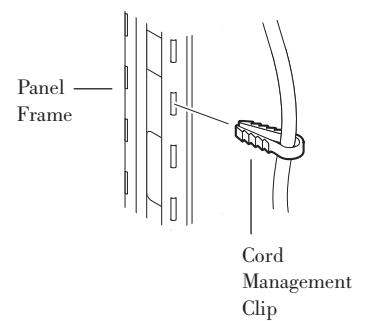
T5 Task Light



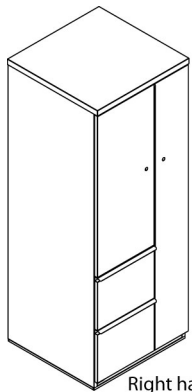
LED Task Light



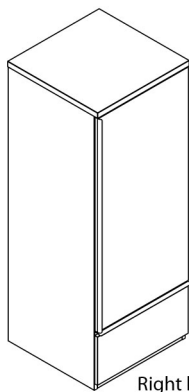
Cord Management Clip Attachment







Right hand shown



Right hand shown

#### Series 2 Storage Tower

Series 2 freestanding storage towers are stand-alone storage units that provide vertical storage.

#### Available Sizes (Nominal)

Depth: 24"

Width: 15", 24", 30"

Height: 42", 50", 57" and 64"

#### Constructions

Series 2 storage towers match the aesthetic of the Series 2 pedestal and double wide pedestal.

Storage Tower specifications:

- Outer wrapper: 20-gauge steel
- Door front: 20-gauge steel
- Drawer front: 20-gauge steel
- Storage tower cap: 20-gauge steel
- Tower base: 18-gauge steel
- Box drawer suspension: Full ball bearing slides
- Leveling glides:  $\frac{3}{8}$ " diameter steel stem with 1" of height adjustment
- Vertical supports: 18-gauge steel

#### Locks

Storage towers can be ordered with or without lock. When specified without locks plugs, a lock plug is included.

Locks are keyed randomly unless otherwise specified. Other options include keyed alike or keyed with lock cores K001-K250. All locks are factory installed and have a black finish

- 15" w Side Access and Display towers include (1) lock.
- Single door towers, double door towers, 24" w and 30" w Side Access and Display towers include (2) locks. (Except full-height doors which include (1) lock)
- Front Access (only) towers with wardrobe include (3) locks. (Except full-height doors with wardrobe which include (2) locks)

See page 351 for additional keying information.

#### Storage Tower Accessories

Hanging file bars for front to back and side-to-side filing for the lateral file are included with the storage tower. Please see accessories section for optional drawer accessories.

**Note:** When a tower is specified with a wardrobe, the handedness of the case is determined by the location of the wardrobe.

For single door units without a wardrobe, the handedness of the case is determined by the hinge side of the door.

For side access bookcase and display towers without wardrobes, the handedness is determined by the orientation of the bookcase shelf opening.

**Note:** Worksurfaces may be connected to side access bookcase and display towers only. This may be accomplished by using the worksurface splice kit pattern DT3WSP. Remember to specify a finish color.

#### Shelves

All Series 2 towers with visible top fronts are shipped with (1) user adjustable shelf, with the exception of 64" tall Side Access Bookcase and Display towers which ship with (2).

For stability reasons, full height door towers ship with the following shelf configuration:

50" h & 57" h: 1 fixed shelf and 1 adjustable shelf  
 64" h: 1 fixed shelf and 2 adjustable shelves

**Knoll Color Program**

**Core Paint Finishes**

Specify Core finishes for all new customers

*P1 Paint Finishes*

- 111 Jet Black  
(was 27 Matte Black)
- 112 Brown
- 113 Dark Grey (was Y3)
- 114 Folkstone Grey
- 115 Medium Grey
- 116 SandStone
- 117 Soft Grey (was E)
- 118 Bright White

*P1 Textured Paint Finishes*

- 111T Textured Jet Black
- 112T Textured Brown
- 113T Textured Dark Grey
- 114T Textured Folkstone Grey
- 115T Textured Medium Grey
- 116T Textured SandStone
- 117T Textured Soft Grey
- 118T Textured Bright White

*P2 Paint Finishes*

- 611 Beige Mist Metallic
- 612 Medium Metallic Grey  
(was J)

*P2 Textured Paint Finishes*

- 611T Textured Beige Mist Metallic
- 612T Textured Medium Metallic Grey

*P3 Paint Finishes*

- 613 Silver (was 3)

**Template Pull Finishes**

- 111 Jet Black
- 112 Brown
- 113 Dark Grey
- 114 Folkstone Grey
- 115 Medium Grey
- 116 Sandstone
- 117 Soft Grey
- 118 Bright White
- 611 Beige Mist Metallic
- 612 Medium Metallic Grey
- 613 Silver
- AA Anodized Aluminum
- AN Anodized Nickel

**Color**

All inside and outside case surfaces are painted in the same specified paint color.

Interior components and accessories are painted black. \* **Note**, Series 2 pedestal accessories including hanging file bars must be ordered separately.

**Note:** For laminate and veneer front storage, specifiers must select a paint finish for the case as well as choosing a laminate or veneer selection for the front.

**Custom Color Policy**

For all colors outside the standard palettes for Series 2 storage as defined within this price list, Knoll will custom match to your specification according to the following requirements.

The request for custom paint color must be accompanied by a purchase order and by a master color match applied to metal, having dimensions of at least 3" X 5".

Knoll will evaluate the sample to determine application feasibility. Upon approval for application, Knoll will forward two factory samples with an assigned Knoll color name and code for customer approval. One of the approved samples must be signed and returned to Knoll before an order may be placed.

Upon receiving customer approval, Knoll will enter the order.

Custom colors will be processed at a P2 list price for standard non-metallic finishes or at a P3 list price for metallic or white finishes.

Extended lead-times may apply to custom paint match selections. Please consult your Customer Service Representative for current lead-time information.

For further assistance with ordering or specification of Series 2 storage products, consult your Knoll sales representative.

**Laminate Finishes**

*Matching edge band unless noted otherwise*

**L1 - Solid Colors**

- 114 Folkstone Grey
- 117 Soft Grey
- 118 Bright White
- 119 Pumice

**L2 - Solid Colors**

- 111 Jet Black
- 115 Medium Grey
- 128 Fog

**L2 - Patterned**

- 121 Micro Grey  
*114 edge band*
- 122 Brushed Sand  
*119 edge band*
- 123 Brushed Grey  
*128 edge band*
- 129 Micro Sand  
*119 edge band*

**L2 - Wood Grain**

- 124 Medium Cherry
- 125 Natural Maple
- 126 Natural Cherry
- 127 Walnut
- 139 Light Ash
- 140 Warm Ash
- 141 Whitened Ash
- 142 Grey Ash
- 143 Classic Oak
- 144 Graphite Pear
- 145 Zebra

**Veneer Finishes**

**V1 Techwood**

<i>Order Code</i>	<i>Finish</i>
Y316	Maple
Y319	Cherry
Y323	Medium Walnut
Y326	Dark Mahogany
Y329	Medium Oak
Y341	Wenge *
Y342	Medium Teak *
Y344	Espresso
Y811	Natural
Y821	Blond Maple
Y831	Light Cherry
Y851	Black Oak
Y881	Light Walnut
Y882	Dove Grey

**V2 Natural Veneers / Premium Techwood**

<i>Order Code</i>	<i>Finish</i>
V312	Bronze Cherry
V316	Maple
V319	Medium Cherry
V411	Light Walnut
V412	Natural Cherry
V413	Sand Oak (Open pore)
V414	Natural Oak
V415	Peacock Green Walnut
V417	Old English Walnut
V421	Chalk Oak
V423	Light Oak
V433	Light Fawn Cherry
V436	Medium Brown Cherry
V439	Straight Anigre

**V2 Natural Veneers / Premium Techwood (cont.)**

<i>Order Code</i>	<i>Finish</i>
V440	Natural Hemlock (QC)
Y841	Ebony (Open pore)*
Y861	Grigio (Open pore)*

**V3 Premium Veneer**

<i>Order Code</i>	<i>Finish</i>
V512	Figured Anigre
V514	Makore
V515	Figured Sycamore
V517	Natural Sapele
V518	Natural Chestnut

---

Proper use and regular cleaning of your markerboard surface is essential for preventing permanent stains and/or ghosting typically associated with dry erase markers. By following the care and use instructions below, you will minimize the possibility of permanent stains and ghosting.

**Initial Cleaning of Markerboards  
Before First Use:**

- Using a clean, dry cloth and a nonabrasive cleaner, gently clean the entire board to loosen any residue
- Using a dry cloth, wipe the entire surface to remove all dirt and residue from the prior step
- Rinse the entire board with clean water
- Using a dry cloth, wipe dry the entire surface

**Daily Use, Care and Maintenance:**

- *Use the proper markers.* All dry erase markers will write legibly on the marker board surface, but not all will erase properly due to their composition. Do not use low odor dry erase markers or permanent (indelible) markers. Use of these markers will lead to staining or ghosting, even with regular cleaning.
- *Clean the markerboard regularly.* It is recommended that markerboards be erased daily using an eraser designated for use with dry erase markers. If the markerboard is used daily, we recommend that a complete cleaning is performed at least 2-3 times a week using EXPO® whiteboard cleaner.
- *Remove ghosting.* Using EXPO® whiteboard cleaner and a paper towel, wipe the entire surface and let dry. Mix Joy® dishwashing detergent with warm water and apply to the board using a paper towel, then wipe dry with a clean cloth. Repeat as necessary.
- *Remove permanent marker.* Using a dry erase marker, write on top of the permanent marker, erase with a dry eraser, and then clean with EXPO® whiteboard cleaner.

**Note:** Do not use other painted tiles as markerboards or product damage will occur and the tile warranty will be voided.

## Legacy Paint Finishes

Specify Legacy Finishes to match existing product only. Legacy finishes are not available for new customers

### *P1 Paint Finishes*

Y1 Pewter

### *P2 Paint Finishes*

W Light Tan Metallic

H Beige Metallic

## Knoll Legacy Finish Selections

### Series 2 Veneer Front Storage

#### Finish Colors

### *P1 Paint Finishes*

LD Charcoal Grey

LC Oyster Grey

LE Willow Grey

### *P2 Paint Finishes*

2 Metallic Flint

U Light Metallic Grey

V Dark Metallic Grey

W Light Tan Metallic

H Beige Metallic

## Knoll Legacy Finish Selections

### Series 2 Morrison Front Storage Finish Colors

### *P1 Paint Finishes*

N2 Flint

NW Light Tan

NH Beige

### *P2 Paint Finishes*

2 Metallic Flint

U Light Metallic Grey

W Light Metallic Tan

H Metallic Beige

V Dark Metallic Grey

### *P3 Paint Finishes*

B White

## Knoll Legacy Finish Selections

### Series 2 Currents Front Storage

#### Finish Colors

### *P1 Paint Finishes*

N2 Flint

NW Light Tan

NH Beige

### *P2 Paint Finishes*

2 Metallic Flint

U Light Metallic Grey

W Light Metallic Tan

H Metallic Beige

V Dark Metallic Grey

### *P3 Paint Finishes*

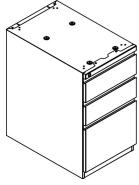
B White

# Pedestals Steel Front - Recessed Pull

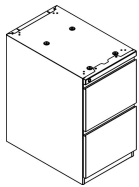
## Floorstanding Pedestals

Series 2 Storage

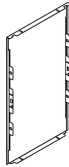
description	w	d	h	lock	pattern no.	P1	P2	P3
Floorstanding Pedestal with two box and one file drawer with lock	14 <sup>7</sup> / <sub>8</sub> "	17 <sup>1</sup> / <sub>4</sub> "	26 <sup>7</sup> / <sub>8</sub> "	Y	<b>DS4PFL18A</b>	\$655.	\$754.	\$785.
	14 <sup>7</sup> / <sub>8</sub> "	23 <sup>1</sup> / <sub>4</sub> "	26 <sup>7</sup> / <sub>8</sub> "	Y	<b>DS4PFL24A</b>	562.	647.	673.
	14 <sup>7</sup> / <sub>8</sub> "	29 <sup>1</sup> / <sub>4</sub> "	26 <sup>7</sup> / <sub>8</sub> "	Y	<b>DS4PFL30A</b>	756.	870.	911.



Floorstanding Pedestal with two file drawers with lock	14 <sup>7</sup> / <sub>8</sub> "	17 <sup>1</sup> / <sub>4</sub> "	26 <sup>7</sup> / <sub>8</sub> "	Y	<b>DS4PFL18B</b>	629.	725.	756.
	14 <sup>7</sup> / <sub>8</sub> "	23 <sup>1</sup> / <sub>4</sub> "	26 <sup>7</sup> / <sub>8</sub> "	Y	<b>DS4PFL24B</b>	531.	613.	638.
	14 <sup>7</sup> / <sub>8</sub> "	29 <sup>1</sup> / <sub>4</sub> "	26 <sup>7</sup> / <sub>8</sub> "	Y	<b>DS4PFL30B</b>	723.	828.	866.



Series 2 Floorstanding Pedestal Case Back	14 <sup>7</sup> / <sub>8</sub> "	N/A	26 <sup>7</sup> / <sub>8</sub> "	N/A	<b>DS2XPB</b>	96.	109.	112.
-------------------------------------------	----------------------------------	-----	----------------------------------	-----	---------------	-----	------	------



### Order Code

Example:	<b>DS4PFL24A-117</b>
<b>DS4</b>	Series 2 Steel Front, Recessed Pull
<b>PF</b>	Pedestal Floorstanding
<b>L</b>	Locking
<b>24</b>	Depth
<b>A</b>	Box/Box/File
<b>117</b>	Soft Grey paint finish

### Specification Information

Deduct \$15 from the list price for non-locking units. Substitute the "L" with a "N" within the pattern number to designate a non-locking unit, *example* (DS2PFN18A).

**Note:**  
24" deep floorstanding pedestals do not include a back panel. Back panels must be ordered separately. 18" and 30" floorstanding pedestals have backs standard.

Add an "F" to the end of the pattern number to receive full extension slides on all box drawers. Upcharge is \$25 list per pedestal.

### Application Notes

Hanging rails and other accessories are not included and must be ordered separately. (*See pedestal accessories page (298), for pricing and ordering information*)

Add a "Y" to the end of the pattern number to specify a front color that is different than the case color. P3 pricing automatically applies for all colors when utilizing this option.

### Critical Dimensions

Dimensions under, **w**, **d** and **h** are actual to the nearest <sup>1</sup>/<sub>16</sub>"

24" Deep Floorstanding Pedestal Internal Drawer Dimensions

- Box drawer height: 4<sup>5</sup>/<sub>16</sub>"
- Box drawer width: 12<sup>1</sup>/<sub>16</sub>"
- Box drawer depth: 18<sup>3</sup>/<sub>8</sub>"
- File drawer height: 9<sup>1</sup>/<sub>4</sub>"
- File drawer width: 12<sup>1</sup>/<sub>16</sub>"
- File drawer depth: 18<sup>3</sup>/<sub>8</sub>"

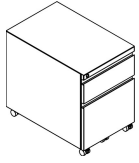
# Pedestals Steel Front - Recessed Pull

## Mobile Pedestals

Series 2 Storage

Series 2 Steel Front Storage

description	w	d	h	lock	pattern no.	P1	P2	P3
Mobile Pedestal with one box and one file drawer	14 <sup>7</sup> / <sub>8</sub> "	16 <sup>3</sup> / <sub>4</sub> "	20 <sup>3</sup> / <sub>8</sub> "	Y	<b>DS4PML18F</b>	\$938.	\$1,081.	\$1,126.
	14 <sup>7</sup> / <sub>8</sub> "	22 <sup>3</sup> / <sub>4</sub> "	20 <sup>3</sup> / <sub>8</sub> "	Y	<b>DS4PML24F</b>	688.	791.	824.



Mobile Pedestal with two box and one file drawer	14 <sup>7</sup> / <sub>8</sub> "	16 <sup>3</sup> / <sub>4</sub> "	26 <sup>3</sup> / <sub>8</sub> "	Y	<b>DS4PML18A</b>	1,057.	1,212.	1,265.
	14 <sup>7</sup> / <sub>8</sub> "	22 <sup>3</sup> / <sub>4</sub> "	26 <sup>3</sup> / <sub>8</sub> "	Y	<b>DS4PML24A</b>	767.	886.	924.



Mobile Pedestal with two file drawers	14 <sup>7</sup> / <sub>8</sub> "	16 <sup>3</sup> / <sub>4</sub> "	26 <sup>3</sup> / <sub>8</sub> "	Y	<b>DS4PML18B</b>	1,022.	1,177.	1,228.
	14 <sup>7</sup> / <sub>8</sub> "	22 <sup>3</sup> / <sub>4</sub> "	26 <sup>3</sup> / <sub>8</sub> "	Y	<b>DS4PML24B</b>	767.	886.	924.



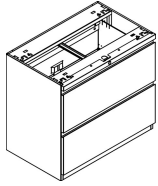
Order Code	Specification Information	Application Notes	Critical Dimensions
Example: <b>DS4PML24A-117</b>			
<b>DS4</b> Series 2 Steel Front, Recessed Pull	Add \$55 list for Mobile Handle. Add a "P" between the "L" lock code and the case size to designate the handle option, <i>example</i> (DS2PMLP24A)	Hanging rails and other accessories are not included and must be ordered separately. ( <i>See pedestal accessories page (298), for pricing and ordering information</i> )	Dimensions under, <b>w</b> , <b>d</b> and <b>h</b> are actual to the nearest 1/16"
<b>PM</b> Pedestal Mobile			24" Deep Floorstanding Pedestal Internal Drawer Dimensions
<b>L</b> Locking			<ul style="list-style-type: none"> <li>• Box drawer height: 4<sup>5</sup>/<sub>16</sub>"</li> <li>• Box drawer width: 12<sup>1</sup>/<sub>16</sub>"</li> <li>• Box drawer depth: 18<sup>3</sup>/<sub>8</sub>"</li> <li>• File drawer height: 9<sup>1</sup>/<sub>4</sub>"</li> <li>• File drawer width: 12<sup>1</sup>/<sub>16</sub>"</li> <li>• File drawer depth: 18<sup>3</sup>/<sub>8</sub>"</li> </ul>
<b>24</b> Depth	Deduct \$35 list for units without a top. Add an "O" in place of the "M" in the pattern number to designate the no-top option, <i>example</i> (DS2POL18A)	Add a "Y" to the end of the pattern number to specify a front color that is different than the case color. P3 pricing automatically applies for all colors when utilizing this option.	
<b>A</b> Box/Box/File			
<b>117</b> Soft Grey paint finish	Add an "F" to the end of the pattern number to receive full extension slides on all box drawers. Upcharge is \$25 list per pedestal.		

# Pedestals Steel Front - Recessed Pull

## Double Wide Pedestals

Series 2 Storage

description	w	d	h	lock	pattern no.	P1	P2	P3
Doublewide Pedestal with two file drawers	30"	18 <sup>3</sup> / <sub>4</sub> "	26 <sup>7</sup> / <sub>8</sub> "	Y	<b>DS4DW30L</b>	\$993.	\$1,143.	\$1,192.
	36"	18 <sup>3</sup> / <sub>4</sub> "	26 <sup>7</sup> / <sub>8</sub> "	Y	<b>DS4DW36L</b>	1,049.	1,207.	1,260.



Order Code	Specification Information	Application Notes	Critical Dimensions
Example: <b>DS4DW30L-117</b>			
<b>DS4</b>	Series 2 Steel Front, Recessed Pull		
<b>DW</b>	Doublewide Pedestal		
<b>30</b>	30" wide		
<b>L</b>	Locking		
<b>117</b>	Soft Grey paint finish		

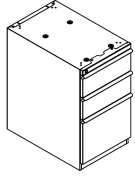
# Pedestals Steel Front - Series 2 Pull

## Floorstanding Pedestals

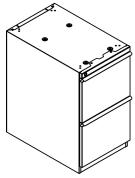
Series 2 Storage

Series 2 Steel Front Storage

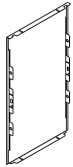
description	w	d	h	lock	pattern no.	P1	P2	P3
Floorstanding Pedestal with two box and one file drawer with lock	14 <sup>7</sup> / <sub>8</sub> "	17 <sup>1</sup> / <sub>4</sub> "	26 <sup>7</sup> / <sub>8</sub> "	Y	<b>DS2PFL18A</b>	\$655.	\$754.	\$785.
	14 <sup>7</sup> / <sub>8</sub> "	23 <sup>1</sup> / <sub>4</sub> "	26 <sup>7</sup> / <sub>8</sub> "	Y	<b>DS2PFL24A</b>	562.	647.	673.
	14 <sup>7</sup> / <sub>8</sub> "	29 <sup>1</sup> / <sub>4</sub> "	26 <sup>7</sup> / <sub>8</sub> "	Y	<b>DS2PFL30A</b>	756.	870.	911.



Floorstanding Pedestal with two file drawers with lock	14 <sup>7</sup> / <sub>8</sub> "	17 <sup>1</sup> / <sub>4</sub> "	26 <sup>7</sup> / <sub>8</sub> "	Y	<b>DS2PFL18B</b>	629.	725.	756.
	14 <sup>7</sup> / <sub>8</sub> "	23 <sup>1</sup> / <sub>4</sub> "	26 <sup>7</sup> / <sub>8</sub> "	Y	<b>DS2PFL24B</b>	531.	613.	638.
	14 <sup>7</sup> / <sub>8</sub> "	29 <sup>1</sup> / <sub>4</sub> "	26 <sup>7</sup> / <sub>8</sub> "	Y	<b>DS2PFL30B</b>	723.	828.	866.



Series 2 Floorstanding Pedestal Case Back	14 <sup>7</sup> / <sub>8</sub> "	N/A	26 <sup>7</sup> / <sub>8</sub> "	N/A	<b>DS2XPB</b>	96.	109.	112.
-------------------------------------------	----------------------------------	-----	----------------------------------	-----	---------------	-----	------	------



### Order Code

Example:	<b>DS2PFL24A-117</b>
<b>DS2</b>	Series 2 Steel Front, Series 2 Pull
<b>PF</b>	Pedestal Floorstanding
<b>L</b>	Locking
<b>24</b>	Depth
<b>A</b>	Box/Box/File
<b>117</b>	Soft Grey paint finish

### Specification Information

Deduct \$15 from the list price for non-locking units. Substitute the "L" with a "N" within the pattern number to designate a non-locking unit, example (DS2PFN18A).

**Note:**  
24" deep floorstanding pedestals do not include a back panel. Back panels must be ordered separately. 18" and 30" floorstanding pedestals have backs standard.

Add an "F" to the end of the pattern number to receive full extension slides on all box drawers. Upcharge is \$25 list per pedestal.

### Application Notes

Hanging rails and other accessories are not included and must be ordered separately. (See pedestal accessories page (298), for pricing and ordering information )

Add a "Y" to the end of the pattern number to specify a front color that is different than the case color. P3 pricing automatically applies for all colors when utilizing this option.

### Critical Dimensions

Dimensions under, **w**, **d** and **h** are actual to the nearest <sup>1</sup>/<sub>16</sub>"

24" Deep Floorstanding Pedestal Internal Drawer Dimensions

- Box drawer height: 4<sup>5</sup>/<sub>16</sub>"
- Box drawer width: 12<sup>1</sup>/<sub>16</sub>"
- Box drawer depth: 18<sup>3</sup>/<sub>8</sub>"
- File drawer height: 9<sup>1</sup>/<sub>4</sub>"
- File drawer width: 12<sup>1</sup>/<sub>16</sub>"
- File drawer depth: 18<sup>3</sup>/<sub>8</sub>"

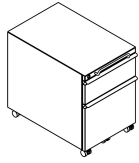


# Pedestals Steel Front - Series 2 Pull

## Mobile Pedestals

Series 2 Storage

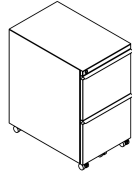
description	w	d	h	lock	pattern no.	P1	P2	P3
Mobile Pedestal with one box and one file drawer	14 <sup>7</sup> / <sub>8</sub> "	16 <sup>3</sup> / <sub>4</sub> "	20 <sup>3</sup> / <sub>8</sub> "	Y	<b>DS2PML18F</b>	\$938.	\$1,081.	\$1,126.
	14 <sup>7</sup> / <sub>8</sub> "	22 <sup>3</sup> / <sub>4</sub> "	20 <sup>3</sup> / <sub>8</sub> "	Y	<b>DS2PML24F</b>	688.	791.	824.



Mobile Pedestal with two box and one file drawer	14 <sup>7</sup> / <sub>8</sub> "	16 <sup>3</sup> / <sub>4</sub> "	26 <sup>3</sup> / <sub>8</sub> "	Y	<b>DS2PML18A</b>	1,057.	1,212.	1,265.
	14 <sup>7</sup> / <sub>8</sub> "	22 <sup>3</sup> / <sub>4</sub> "	26 <sup>3</sup> / <sub>8</sub> "	Y	<b>DS2PML24A</b>	767.	886.	924.



Mobile Pedestal with two file drawers	14 <sup>7</sup> / <sub>8</sub> "	16 <sup>3</sup> / <sub>4</sub> "	26 <sup>3</sup> / <sub>8</sub> "	Y	<b>DS2PML18B</b>	1,022.	1,177.	1,228.
	14 <sup>7</sup> / <sub>8</sub> "	22 <sup>3</sup> / <sub>4</sub> "	26 <sup>3</sup> / <sub>8</sub> "	Y	<b>DS2PML24B</b>	767.	886.	924.



Order Code	Specification Information	Application Notes	Critical Dimensions
Example: <b>DS2PML24A-117</b>			
<b>DS2</b> Series 2 Steel Front, Series 2 Pull	Add \$55 list for Mobile Handle. Add a "P" between the "L" lock code and the case size to designate the handle option, <i>example</i> (DS2PMLP24A)	Hanging rails and other accessories are not included and must be ordered separately. ( <i>See pedestal accessories page (298), for pricing and ordering information</i> )	Dimensions under, <b>w</b> , <b>d</b> and <b>h</b> are actual to the nearest 1/16"
<b>PM</b> Pedestal Mobile			24" Deep Floorstanding Pedestal Internal Drawer Dimensions
<b>L</b> Locking			<ul style="list-style-type: none"> <li>• Box drawer height: 4<sup>5</sup>/<sub>16</sub>"</li> <li>• Box drawer width: 12<sup>1</sup>/<sub>16</sub>"</li> <li>• Box drawer depth: 18<sup>3</sup>/<sub>8</sub>"</li> <li>• File drawer height: 9<sup>1</sup>/<sub>4</sub>"</li> <li>• File drawer width: 12<sup>1</sup>/<sub>16</sub>"</li> <li>• File drawer depth: 18<sup>3</sup>/<sub>8</sub>"</li> </ul>
<b>24</b> Depth	Deduct \$35 list for units without a top. Add an "O" in place of the "M" in the pattern number to designate the no-top option, <i>example</i> (DS2POL18A)	Add a "Y" to the end of the pattern number to specify a front color that is different than the case color. P3 pricing automatically applies for all colors when utilizing this option.	
<b>A</b> Box/Box/File			
<b>117</b> Soft Grey paint finish	Add an "F" to the end of the pattern number to receive full extension slides on all box drawers. Upcharge is \$25 list per pedestal.		

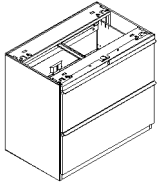
# Pedestals Steel Front - Series 2 Pull

## Double Wide Pedestals

Series 2 Storage

Series 2 Steel Front Storage

description	w	d	h	lock	pattern no.	P1	P2	P3
Doublewide Pedestal with two file drawers	30"	18 <sup>3</sup> / <sub>4</sub> "	26 <sup>7</sup> / <sub>8</sub> "	Y	<b>DS2DW30L</b>	\$993.	\$1,143.	\$1,192.
	36"	18 <sup>3</sup> / <sub>4</sub> "	26 <sup>7</sup> / <sub>8</sub> "	Y	<b>DS2DW36L</b>	1,049.	1,207.	1,260.



### Order Code

Example:	<b>DS2DW30L-117</b>
<b>DS2</b>	Series 2 Steel Front, Series 2 Pull
<b>DW</b>	Doublewide Pedestal
<b>30</b>	30" wide
<b>L</b>	Locking
<b>117</b>	Soft Grey paint finish

### Specification Information

Deduct \$20 from the list price for non-locking units. Substitute the "L" suffix with an "N" within the pattern number to designate a non-locking unit, *example* (DS2DW36L).

Doublewide pedestals include hanging file bars for letter and legal front-to-back and side-to-side filing.

### Application Notes

Doublewide pedestals are not intended for freestanding use and must be secured beneath a panel supported worksurface. (*See Calibre lateral files price list for two drawer files that can be used for freestanding applications*)

Add a "Y" to the end of the pattern number to specify a front color that is different than the case color. P3 pricing automatically applies for all colors when utilizing this option.

### Critical Dimensions

Dimensions under, **w**, **d** and **h** are actual to the nearest <sup>1</sup>/<sub>16</sub>".

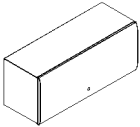
Doublewide Pedestal Internal Drawer Dimensions

- Lateral drawer height: 9<sup>3</sup>/<sub>4</sub>"
- Lateral drawer width: 26<sup>3</sup>/<sub>4</sub>" and 32<sup>3</sup>/<sub>24</sub>"
- Lateral drawer depth: 15<sup>3</sup>/<sub>4</sub>"

# Overhead Storage Steel Front with Dividends Mounting Brackets

Series 2 Storage

## Panel Mount Overhead Storage

description	w	d	h	lock	pattern no.	P1	P2	P3
	23 <sup>7</sup> / <sub>8</sub> "	14 <sup>1</sup> / <sub>8</sub> "	15"	Y	<b>DS2PM24L</b>	\$537.	\$621.	\$648.
	29 <sup>7</sup> / <sub>8</sub> "	14 <sup>1</sup> / <sub>8</sub> "	15"	Y	<b>DS2PM30L</b>	537.	621.	648.
	35 <sup>7</sup> / <sub>8</sub> "	14 <sup>1</sup> / <sub>8</sub> "	15"	Y	<b>DS2PM36L</b>	584.	673.	702.
	41 <sup>7</sup> / <sub>8</sub> "	14 <sup>1</sup> / <sub>8</sub> "	15"	Y	<b>DS2PM42L</b>	639.	733.	763.
	47 <sup>7</sup> / <sub>8</sub> "	14 <sup>1</sup> / <sub>8</sub> "	15"	Y	<b>DS2PM48L</b>	702.	805.	843.
	53 <sup>7</sup> / <sub>8</sub> "	14 <sup>1</sup> / <sub>8</sub> "	15"	Y	<b>DS2PM54L</b>	832.	959.	1,002.
	59 <sup>7</sup> / <sub>8</sub> "	14 <sup>1</sup> / <sub>8</sub> "	15"	Y	<b>DS2PM60L</b>	832.	959.	1,002.
	65 <sup>7</sup> / <sub>8</sub> "	14 <sup>1</sup> / <sub>8</sub> "	15"	Y	<b>DS2PM66L</b>	929.	1,067.	1,115.
	71 <sup>7</sup> / <sub>8</sub> "	14 <sup>1</sup> / <sub>8</sub> "	15"	Y	<b>DS2PM72L</b>	929.	1,067.	1,115.

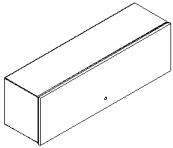
Order Code	Specification Information	Application Notes	Critical Dimensions
Example: <b>DS2PM24L-117</b>			
<b>DS2</b> Series 2 Steel Front	Deduct \$20 from the list price for non-locking units. Substitute the "L" suffix with an "N" within the pattern number to designate a non-locking unit, <i>example</i> (DS2PM24N). Units with two doors, deduct \$40 from the list.  24" through 48" wide units have a single door. 54" through 66" wide units have off-set double doors. 72" wide units have two doors. Units with two doors have two locks.	S2 panel mount overheads may be wall mounted using the Dividends Overhead Wall-mount Bracket. ( <i>See S2 overhead accessories</i> )  Touch Down kits are intended for use with steel door fronts only. ( <i>See S2 overhead accessories for Touch-down kits for overheads</i> )  Add \$162 list for Touch Down mechanism. Touch Down requires adding an "E" to the pattern number as indicated DS2PM24EL. For units with two doors add \$325 to the list.  Add a "Y" to the end of the pattern number to specify a front color that is different than the case color. P3 pricing automatically applies for all colors when utilizing this option.	Dimensions under, <b>w</b> , <b>d</b> and <b>h</b> are actual to the nearest <sup>1</sup> / <sub>16</sub> ".
<b>PM</b> Panel Mount Overhead			
<b>24</b> 24" wide			
<b>L</b> Locking			
<b>117</b> Soft Grey paint finish			

# Overhead Storage Steel Front with Dividends Mounting Brackets

Series 2 Storage

## Up-Mount Overhead Storage

Series 2 Steel Front Storage

description	w	d	h	lock	pattern no.	P1	P2	P3
 Up-mount overhead cabinet with back and lock	29 <sup>7</sup> / <sub>8</sub> "	14 <sup>1</sup> / <sub>8</sub> "	15"	Y	<b>DS2UM30L</b>	\$732.	\$843.	\$877.
	35 <sup>7</sup> / <sub>8</sub> "	14 <sup>1</sup> / <sub>8</sub> "	15"	Y	<b>DS2UM36L</b>	755.	870.	907.
	41 <sup>7</sup> / <sub>8</sub> "	14 <sup>1</sup> / <sub>8</sub> "	15"	Y	<b>DS2UM42L</b>	781.	896.	936.
	47 <sup>7</sup> / <sub>8</sub> "	14 <sup>1</sup> / <sub>8</sub> "	15"	Y	<b>DS2UM48L</b>	794.	913.	952.
	53 <sup>7</sup> / <sub>8</sub> "	14 <sup>1</sup> / <sub>8</sub> "	15"	Y	<b>DS2UM54L</b>	1,067.	1,228.	1,279.
	59 <sup>7</sup> / <sub>8</sub> "	14 <sup>1</sup> / <sub>8</sub> "	15"	Y	<b>DS2UM60L</b>	1,067.	1,228.	1,279.
	65 <sup>7</sup> / <sub>8</sub> "	14 <sup>1</sup> / <sub>8</sub> "	15"	Y	<b>DS2UM66L</b>	1,116.	1,282.	1,340.
	71 <sup>7</sup> / <sub>8</sub> "	14 <sup>1</sup> / <sub>8</sub> "	15"	Y	<b>DS2UM72L</b>	1,116.	1,282.	1,340.

Series 2 Steel Front Up-Mount Bracket (Dividends)	<sup>7</sup> / <sub>8</sub> "	12 <sup>3</sup> / <sub>16</sub> "	11 <sup>3</sup> / <sub>4</sub> "	N/A	<b>DB1U18</b>	80.	86.	91.
---------------------------------------------------	-------------------------------	-----------------------------------	----------------------------------	-----	---------------	-----	-----	-----

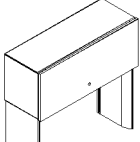


Order Code	Specification Information	Application Notes	Critical Dimensions
Example: <b>DS2UM30L-117</b> <b>DS2</b> Series 2 Steel Front <b>UM</b> Up-Mount Overhead <b>30</b> 30" wide <b>L</b> Locking <b>117</b> Soft Grey paint finish	Deduct \$20 from the list price for non-locking units. Substitute the "L" suffix with an "N" within the pattern number to designate a non-locking unit, <i>example</i> (DS2UM30N). Units with two doors, deduct \$40 from the list.  24" through 48" wide units have a single door. 54" through 66" wide units have off-set double doors. 72" wide units have two doors. Units with two doors have two locks.  Up-mount overhead cabinets include an enclosed back.  Up-mount brackets are required and must be ordered separately.	Touch Down kits are intended for use with steel door fronts only. ( <i>See S2 overhead accessories for Touch-down kits for overheads</i> )  Add \$162 list for Touch Down mechanism. Touch Down requires adding an "E" to the pattern number as indicated DS2UM30EL. For units with two doors add \$325 to the list.  Add a "Y" to the end of the pattern number to specify a front color that is different than the case color. P3 pricing automatically applies for all colors when utilizing this option.	Dimensions under, <b>w</b> , <b>d</b> and <b>h</b> are actual to the nearest <sup>1</sup> / <sub>16</sub> ".

# Overhead Storage Steel Front with Dividends Mounting Brackets

Series 2 Storage

## Stanchion Mount Overhead Storage

description	w	d	h	lock	pattern no.	P1	P2	P3
Stanchion mount overhead cabinet with back and lock  	35 <sup>7</sup> / <sub>8</sub> "	14 <sup>1</sup> / <sub>8</sub> "	15"	Y	<b>DS2OD36L</b>	\$1,204.	\$1,386.	\$1,446.
	41 <sup>7</sup> / <sub>8</sub> "	14 <sup>1</sup> / <sub>8</sub> "	15"	Y	<b>DS2OD42L</b>	1,229.	1,415.	1,474.
	47 <sup>7</sup> / <sub>8</sub> "	14 <sup>1</sup> / <sub>8</sub> "	15"	Y	<b>DS2OD48L</b>	1,245.	1,430.	1,492.
	53 <sup>7</sup> / <sub>8</sub> "	14 <sup>1</sup> / <sub>8</sub> "	15"	Y	<b>DS2OD54L</b>	1,515.	1,743.	1,822.
	59 <sup>7</sup> / <sub>8</sub> "	14 <sup>1</sup> / <sub>8</sub> "	15"	Y	<b>DS2OD60L</b>	1,515.	1,743.	1,822.
	65 <sup>7</sup> / <sub>8</sub> "	14 <sup>1</sup> / <sub>8</sub> "	15"	Y	<b>DS2OD66L</b>	1,565.	1,802.	1,878.
	71 <sup>7</sup> / <sub>8</sub> "	14 <sup>1</sup> / <sub>8</sub> "	15"	Y	<b>DS2OD72L</b>	1,565.	1,802.	1,878.

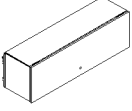
Order Code	Specification Information	Application Notes	Critical Dimensions
Example: <b>DS2OD36L-117</b> <b>DS2</b> Series 2 Steel Front <b>OD</b> Stanchion Mount Overhead <b>36</b> 36" wide <b>L</b> Locking <b>117</b> Soft Grey paint finish	Deduct \$20 from the list price for non-locking units. Substitute the "L" suffix with an "N" within the pattern number to designate a non-locking unit, <i>example</i> (DS2OD36N). Units with two doors, deduct \$40 from the list.  36" through 48" wide units have a single door. 54" through 66" units have off-set double doors. 72" wide units have two doors. Units with two doors have two locks.  Stanchion mount overhead storage cabinets include an enclosed back.	Touch Down kits are intended for use with steel door fronts only. ( <i>See S2 overhead accessories for Touch-down kits for overheads</i> )  Add \$162 list for Touch Down mechanism. Touch Down requires adding an "E" to the pattern number as indicated DS2OD36EL. For units with two doors add \$325 to the list.  Add a "Y" to the end of the pattern number to specify a front color that is different than the case color. P3 pricing automatically applies for all colors when utilizing this option.	Dimensions under, <b>w</b> , <b>d</b> and <b>h</b> are actual to the nearest 1/16".

# Overhead Storage Steel Front with Reff Mounting Brackets

## Panel Mount Overhead Storage

Series 2 Storage

Series 2 Steel Front Storage

description	w	d	h	lock	pattern no.	P1	P2	P3
 Panel mount overhead cabinet with lock	23 <sup>7</sup> / <sub>8</sub> "	14 <sup>1</sup> / <sub>8</sub> "	15"	Y	<b>RS2PM24L</b>	\$604.	\$632.	\$664.
	29 <sup>7</sup> / <sub>8</sub> "	14 <sup>1</sup> / <sub>8</sub> "	15"	Y	<b>RS2PM30L</b>	604.	632.	664.
	35 <sup>7</sup> / <sub>8</sub> "	14 <sup>1</sup> / <sub>8</sub> "	15"	Y	<b>RS2PM36L</b>	617.	650.	681.
	41 <sup>7</sup> / <sub>8</sub> "	14 <sup>1</sup> / <sub>8</sub> "	15"	Y	<b>RS2PM42L</b>	632.	665.	770.
	47 <sup>7</sup> / <sub>8</sub> "	14 <sup>1</sup> / <sub>8</sub> "	15"	Y	<b>RS2PM48L</b>	657.	688.	722.
	53 <sup>7</sup> / <sub>8</sub> "	14 <sup>1</sup> / <sub>8</sub> "	15"	Y	<b>RS2PM54L</b>	901.	947.	993.
	59 <sup>7</sup> / <sub>8</sub> "	14 <sup>1</sup> / <sub>8</sub> "	15"	Y	<b>RS2PM60L</b>	901.	947.	993.
	65 <sup>7</sup> / <sub>8</sub> "	14 <sup>1</sup> / <sub>8</sub> "	15"	Y	<b>RS2PM66L</b>	931.	978.	1,028.
	71 <sup>7</sup> / <sub>8</sub> "	14 <sup>1</sup> / <sub>8</sub> "	15"	Y	<b>RS2PM72L</b>	931.	978.	1,028.

### Order Code

Example:	<b>RS2PM24L-113</b>
<b>RS2</b>	Series 2 Steel Front (Reff)
<b>PM</b>	Panel Mount Overhead
<b>24</b>	24" wide
<b>L</b>	Locking
<b>113</b>	Dark Grey

### Specification Information

Deduct \$20 from the list price for non-locking units. Substitute the "L" suffix with an "N" within the pattern number to designate a non-locking unit, *example* (RS2PM24L). Units with two doors, deduct \$40 from the list.

24" through 48" wide units have a single door. 54" through 66" wide units have off-set double doors. 72" wide units have two doors. Units with two doors have two locks.

Note: this product features a steel front with Reff components mounting features.

### Application Notes

Touch Down kits are intended for use with steel door fronts only. (*See S2 overhead accessories for Touch-down kits for overheads*)

Add \$162 list for Touch Down mechanism. Touch Down requires adding and "E" to the pattern number as indicated RS2PM30EL. For units with two doors add \$325 to the list.

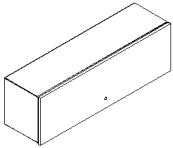
### Critical Dimensions

Dimensions under, **w**, **d** and **h** are actual to the nearest 1/16".

# Overhead Storage Steel Front with Reff Mounting Brackets

## Up-Mount Overhead Storage

Series 2 Storage

description	w	d	h	lock	pattern no.	P1	P2	P3
 Up-mount overhead cabinet with back and lock	23 7/8"	14 1/8"	15"	Y	<b>RS2UM24L</b>	\$754.	\$793.	\$832.
	29 7/8"	14 1/8"	15"	Y	<b>RS2UM30L</b>	754.	793.	832.
	35 7/8"	14 1/8"	15"	Y	<b>RS2UM36L</b>	780.	817.	857.
	41 7/8"	14 1/8"	15"	Y	<b>RS2UM42L</b>	802.	844.	883.
	47 7/8"	14 1/8"	15"	Y	<b>RS2UM48L</b>	816.	856.	901.
	53 7/8"	14 1/8"	15"	Y	<b>RS2UM54L</b>	1,100.	1,156.	1,213.
	59 7/8"	14 1/8"	15"	Y	<b>RS2UM60L</b>	1,100.	1,156.	1,213.
	65 7/8"	14 1/8"	15"	Y	<b>RS2UM66L</b>	1,144.	1,202.	1,263.
71 7/8"	14 1/8"	15"	Y	<b>RS2UM72L</b>	1,144.	1,202.	1,263.	

Series 2 Veneer Front Up-mount Overhead Bracket (Reff)	12 3/16"	7/8"	11 3/4"		<b>RB1U18</b>	340.	357.	376.
--------------------------------------------------------	----------	------	---------	--	---------------	------	------	------



Order Code	Specification Information	Application Notes	Critical Dimensions
Example: <b>RS2UM30L-113</b>			
<b>RS2</b> Series 2 Steel Front (Reff)	Deduct \$20 from the list price for non-locking units. Substitute the "L" suffix with an "N" within the pattern number to designate a non-locking unit, <i>example</i> (RS2UM30N). Units with two doors, deduct \$40 from the list.  24" through 48" wide units have a single door. 54" through 66" wide units have off-set double doors. 72" wide units have two doors. Units with two doors have two locks.  Up-mount brackets are required and must be ordered separately.	Touch Down kits are intended for use with steel door fronts only. (See <i>S2 overhead accessories for Touch Down kits for overheads</i> )  Add \$162 list for Touch Down mechanism. Touch Down requires adding and "E" to the pattern number as indicated RS2UM30EL. For units with two doors add \$325 to the list.	Dimensions under <b>w</b> , <b>d</b> and <b>h</b> are actual to the nearest 1/8".
<b>UM</b> Up-Mount Overhead			
<b>30</b> 30" Wide			
<b>L</b> Locking			
<b>113</b> Dark Grey			

# Storage Towers Steel Front - Recessed Pull

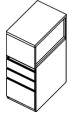
## 15" Wide Storage Towers

### 42" High

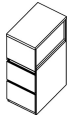
Series 2 Storage

Series 2 Steel Front Storage

description	type	w	d	h	lock	pattern no.	P1	P2	P3
42" High Side Access Bookcase tower with two box and one file drawer (right hand shown)	left hand	14 <sup>7</sup> / <sub>8</sub> "	23 <sup>1</sup> / <sub>2</sub> "	41 <sup>5</sup> / <sub>16</sub> "	Y	<b>DT4SBLH4215BBFL</b>	\$1,666.	\$1,915.	\$1,998.
	right hand	14 <sup>7</sup> / <sub>8</sub> "	23 <sup>1</sup> / <sub>2</sub> "	41 <sup>5</sup> / <sub>16</sub> "	Y	<b>DT4SBRH4215BBFL</b>	1,666.	1,915.	1,998.



42" High Side Access Bookcase tower with two file drawers (right hand shown)	left hand	14 <sup>7</sup> / <sub>8</sub> "	23 <sup>1</sup> / <sub>2</sub> "	41 <sup>5</sup> / <sub>16</sub> "	Y	<b>DT4SBLH4215FFL</b>	1,587.	1,829.	1,907.
	right hand	14 <sup>7</sup> / <sub>8</sub> "	23 <sup>1</sup> / <sub>2</sub> "	41 <sup>5</sup> / <sub>16</sub> "	Y	<b>DT4SBRH4215FFL</b>	1,587.	1,829.	1,907.



#### Order Code

Example:	<b>DT4SBLH4215BBFL-117</b>
<b>DT4</b>	Series 2 Steel Front, Recessed Pull
<b>SB</b>	Side Access Bookcase
<b>LH</b>	Left Hand Access
<b>42</b>	42" High
<b>15</b>	15" Wide
<b>B</b>	Box Drawer
<b>B</b>	Box Drawer
<b>F</b>	File Drawer
<b>L</b>	Locking
<b>117</b>	Soft Grey paint finish

#### Specification Information

For non-locking towers, deduct as follows from the list price for each unit: Deduct \$30 for (1) lock unit, \$60 for (2) lock unit, and \$75 for a (3) lock unit. Substitute the "L" suffix with an "N" within the pattern number to designate a non-locking unit, example (DT4SLH5015BBFN)

#### Application Notes

"M" drawers consisting of a box drawer body with a file drawer head are available by substituting any two "B" or any one "F" character within the pattern number, example (DT4SLH5015MFN). Multiple "M" drawers may be specified providing they equal the total modules available.

A 6" drawer, behind a cupboard door is available by adding the numeral 1 to the end of the pattern number, example (DT4SLH6415BBFL1)

**Note:** 6" drawers behind doors are not available within the wardrobe portion of towers. Drawers behind doors are painted black.

**Note: Drawer behind door list pricing is as follows: 1= \$255**

Hanging rails and other accessories are not included and must be ordered separately. Hanging rails are included with 24" and 30" wide lateral drawers only. (See *Tower Accessories for pricing and order entry information*)

Half depth adjustable shelves and coat hooks may be ordered separately allowing the cupboard area of the 15", 24" and 30" wide towers to support binders as well as shorter coats. (See *Tower Accessories for pricing and order entry information*)**Note: Series 2 Steel front doors are standard without a handle. Handles may be ordered for cupboard doors as a special.**

- 15" w Side Access and Display towers include (1) lock.
- Single door towers, double door towers, 24" w and 30" w Side Access and Display towers include (2) locks. (Except full-height doors which include (1) lock)
- Front Access (only) towers with wardrobe include (3) locks. (Except full-height doors with wardrobe which include (2) locks)

Single door tower (50" h and 57" h) with no drawers include one fixed shelf and one adjustable shelf. 64" h includes one fixed shelf and two adjustable shelves. Fixed shelf is positioned just below worksurface height.

#### Critical Dimensions

Dimensions under, **w**, **d** and **h** are actual to the nearest <sup>1</sup>/<sub>16</sub>"

42", 50", 57" and 64" Tower Internal Dimensions

- Box and M drawer height: 4<sup>5</sup>/<sub>16</sub>"
- Box and M drawer width: 12<sup>1</sup>/<sub>16</sub>"
- Box and M drawer depth: 18<sup>3</sup>/<sub>8</sub>"
- File drawer height: 9<sup>1</sup>/<sub>4</sub>"
- File drawer width: 12<sup>1</sup>/<sub>16</sub>"
- File drawer depth: 18<sup>3</sup>/<sub>8</sub>"

**Note:** All towers are configured from the top down with standard combinations of box and file drawers.



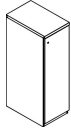
# Storage Towers Steel Front - Recessed Pull

## 15" Wide Storage Towers

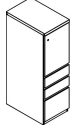
### 50" High

Series 2 Storage

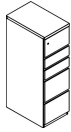
description	type	w	d	h	lock	pattern no.	P1	P2	P3
50" High Single Door tower with no drawers (right hand shown)	left hand	14 <sup>7</sup> / <sub>8</sub> "	23 <sup>1</sup> / <sub>2</sub> "	48 <sup>3</sup> / <sub>16</sub> "	Y	<b>DT4SLH5015L</b>	\$1,833.	\$1,985.	\$2,218.
	right hand	14 <sup>7</sup> / <sub>8</sub> "	23 <sup>1</sup> / <sub>2</sub> "	48 <sup>3</sup> / <sub>16</sub> "	Y	<b>DT4SRH5015L</b>	1,833.	1,985.	2,218.



50" High Single Door tower with two box and one file drawer (right hand shown)	left hand	14 <sup>7</sup> / <sub>8</sub> "	23 <sup>1</sup> / <sub>2</sub> "	48 <sup>3</sup> / <sub>16</sub> "	Y	<b>DT4SLH5015BBFL</b>	1,951.	2,244.	2,342.
	right hand	14 <sup>7</sup> / <sub>8</sub> "	23 <sup>1</sup> / <sub>2</sub> "	48 <sup>3</sup> / <sub>16</sub> "	Y	<b>DT4SRH5015BBFL</b>	1,951.	2,244.	2,342.



50" High Single Door tower with two box and two file drawers (right hand shown)	left hand	14 <sup>7</sup> / <sub>8</sub> "	23 <sup>1</sup> / <sub>2</sub> "	48 <sup>3</sup> / <sub>16</sub> "	Y	<b>DT4SLH5015BBFFL</b>	2,135.	2,455.	2,565.
	right hand	14 <sup>7</sup> / <sub>8</sub> "	23 <sup>1</sup> / <sub>2</sub> "	48 <sup>3</sup> / <sub>16</sub> "	Y	<b>DT4SRH5015BBFFL</b>	2,135.	2,455.	2,565.



#### Order Code

Example:	<b>DT4SBLH5015BBFL-117</b>
<b>DT4</b>	Series 2 Steel Front, Recessed Pull
<b>SB</b>	Side Access Bookcase
<b>LH</b>	Left Hand Access
<b>50</b>	50" High
<b>15</b>	15" Wide
<b>B</b>	Box Drawer
<b>B</b>	Box Drawer
<b>F</b>	File Drawer
<b>L</b>	Locking
<b>117</b>	Soft Grey paint finish

#### Specification Information

For non-locking towers, deduct as follows from the list price for each unit: Deduct \$30 for (1) lock unit, \$60 for (2) lock unit, and \$75 for a (3) lock unit. Substitute the "L" suffix with an "N" within the pattern number to designate a non-locking unit, example (DT4SLH5015BBFN)

#### Application Notes

Hanging rails and other accessories are not included and must be ordered separately. Hanging rails are included with 24" and 30" wide lateral drawers only. (See *Tower Accessories for pricing and order entry information*)

Half depth adjustable shelves and coat hooks may be ordered separately allowing the cupboard area of the 15", 24" and 30" wide towers to support binders as well as shorter coats. (See *Tower Accessories for pricing and order entry information*)*Note: Series 2 Steel front doors are standard without a handle. Handles may be ordered for cupboard doors as a special.*

- 15" w Side Access and Display towers include (1) lock.
- Single door towers, double door towers, 24" w and 30" w Side Access and Display towers include (2) locks. (Except full-height doors which include (1) lock)
- Front Access (only) towers with wardrobe include (3) locks. (Except full-height doors with wardrobe which include (2) locks)

Single door tower (50" h and 57" h) with no drawers include one fixed shelf and one adjustable shelf. 64" h includes one fixed shelf and two adjustable shelves. Fixed shelf is positioned just below worksurface height.

#### Critical Dimensions

Dimensions under, **w**, **d** and **h** are actual to the nearest <sup>1</sup>/<sub>16</sub>"

42", 50", 57" and 64" Tower Internal Dimensions

- Box and M drawer height: 4<sup>5</sup>/<sub>16</sub>"
- Box and M drawer width: 12<sup>1</sup>/<sub>16</sub>"
- Box and M drawer depth: 18<sup>3</sup>/<sub>8</sub>"
- File drawer height: 9<sup>1</sup>/<sub>4</sub>"
- File drawer width: 12<sup>1</sup>/<sub>16</sub>"
- File drawer depth: 18<sup>3</sup>/<sub>8</sub>"

**Note:** All towers are configured from the top down with standard combinations of box and file drawers.

"M" drawers consisting of a box drawer body with a file drawer head are available by substituting any two "B" or any one "F" character within the pattern number, example (DT4SLH5015MFN). Multiple "M" drawers may be specified providing they equal the total modules available.

A 6" drawer, behind a cupboard door is available by adding the numeral 1 to the end of the pattern number, example (DT4SLH6415BBFL1)

**Note:** 6" drawers behind doors are not available within the wardrobe portion of towers. Drawers behind doors are painted black.

**Note: Drawer behind door list pricing is as follows: 1= \$255**

# Storage Towers Steel Front - Recessed Pull

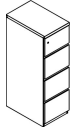
## 15" Wide Storage Towers

### 50" High

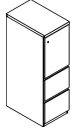
Series 2 Storage

Series 2 Steel Front Storage

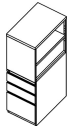
description	type	w	d	h	lock	pattern no.	P1	P2	P3
50" High Single Door tower with three file drawers (right hand shown)	left hand	14 <sup>7</sup> / <sub>8</sub> "	23 <sup>1</sup> / <sub>2</sub> "	48 <sup>5</sup> / <sub>16</sub> "	Y	DT4SLH5015FFFL	\$1,975.	\$2,270.	\$2,370.
	right hand	14 <sup>7</sup> / <sub>8</sub> "	23 <sup>1</sup> / <sub>2</sub> "	48 <sup>5</sup> / <sub>16</sub> "	Y	DT4SRH5015FFFL	1,975.	2,270.	2,370.



50" High Single Door tower with two file drawers (right hand shown)	left hand	14 <sup>7</sup> / <sub>8</sub> "	23 <sup>1</sup> / <sub>2</sub> "	48 <sup>5</sup> / <sub>16</sub> "	Y	DT4SLH5015FFL	1,760.	2,024.	2,110.
	right hand	14 <sup>7</sup> / <sub>8</sub> "	23 <sup>1</sup> / <sub>2</sub> "	48 <sup>5</sup> / <sub>16</sub> "	Y	DT4SRH5015FFL	1,760.	2,024.	2,110.



50" High Side Access Bookcase tower with two box and one file drawer (right hand shown)	left hand	14 <sup>7</sup> / <sub>8</sub> "	23 <sup>1</sup> / <sub>2</sub> "	48 <sup>5</sup> / <sub>16</sub> "	Y	DT4SBLH5015BBFL	1,757.	2,017.	2,106.
	right hand	14 <sup>7</sup> / <sub>8</sub> "	23 <sup>1</sup> / <sub>2</sub> "	48 <sup>5</sup> / <sub>16</sub> "	Y	DT4SBRH5015BBFL	1,757.	2,017.	2,106.



#### Order Code

Example:	DT4SBLH5015BBFL-117
<b>DT4</b>	Series 2 Steel Front, Recessed Pull
<b>SB</b>	Side Access Bookcase
<b>LH</b>	Left Hand Access
<b>50</b>	50" High
<b>15</b>	15" Wide
<b>B</b>	Box Drawer
<b>B</b>	Box Drawer
<b>F</b>	File Drawer
<b>L</b>	Locking
<b>117</b>	Soft Grey paint finish

#### Specification Information

For non-locking towers, deduct as follows from the list price for each unit: Deduct \$30 for (1) lock unit, \$60 for (2) lock unit, and \$75 for a (3) lock unit. Substitute the "L" suffix with an "N" within the pattern number to designate a non-locking unit, example (DT4SLH5015BBFN)

#### Application Notes

Hanging rails and other accessories are not included and must be ordered separately. Hanging rails are included with 24" and 30" wide lateral drawers only. (See *Tower Accessories for pricing and order entry information*)

Half depth adjustable shelves and coat hooks may be ordered separately allowing the cupboard area of the 15", 24" and 30" wide towers to support binders as well as shorter coats. (See *Tower Accessories for pricing and order entry information*)*Note: Series 2 Steel front doors are standard without a handle. Handles may be ordered for cupboard doors as a special.*

- 15" w Side Access and Display towers include (1) lock.
- Single door towers, double door towers, 24" w and 30" w Side Access and Display towers include (2) locks. (Except full-height doors which include (1) lock)
- Front Access (only) towers with wardrobe include (3) locks. (Except full-height doors with wardrobe which include (2) locks)

Single door tower (50" h and 57" h) with no drawers include one fixed shelf and one adjustable shelf. 64" h includes one fixed shelf and two adjustable shelves. Fixed shelf is positioned just below worksurface height.

#### Critical Dimensions

Dimensions under, **w**, **d** and **h** are actual to the nearest 1/16"

42", 50", 57" and 64" Tower Internal Dimensions

- Box and M drawer height: 4<sup>5</sup>/<sub>16</sub>"
- Box and M drawer width: 12<sup>1</sup>/<sub>16</sub>"
- Box and M drawer depth: 18<sup>3</sup>/<sub>8</sub>"
- File drawer height: 9<sup>1</sup>/<sub>4</sub>"
- File drawer width: 12<sup>1</sup>/<sub>16</sub>"
- File drawer depth: 18<sup>3</sup>/<sub>8</sub>"

**Note:** All towers are configured from the top down with standard combinations of box and file drawers.

"M" drawers consisting of a box drawer body with a file drawer head are available by substituting any two "B" or any one "F" character within the pattern number, example (DT4SLH5015MFN). Multiple "M" drawers may be specified providing they equal the total modules available.

A 6" drawer, behind a cupboard door is available by adding the numeral 1 to the end of the pattern number, example (DT4SLH6415BBFL1)

**Note:** 6" drawers behind doors are not available within the wardrobe portion of towers. Drawers behind doors are painted black.

**Note: Drawer behind door list pricing is as follows: 1= \$255**

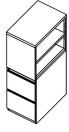
# Storage Towers Steel Front - Recessed Pull

## 15" Wide Storage Towers

### 50" High

Series 2 Storage

description	type	w	d	h	lock	pattern no.	P1	P2	P3
50" High Side Access Bookcase tower with two file drawers (right hand shown)	left hand	14 <sup>7</sup> / <sub>8</sub> "	23 <sup>1</sup> / <sub>2</sub> "	48 <sup>5</sup> / <sub>16</sub> "	Y	<b>DT4SBLH5015FFL</b>	\$1,666.	\$1,915.	\$1,998.
	right hand	14 <sup>7</sup> / <sub>8</sub> "	23 <sup>1</sup> / <sub>2</sub> "	48 <sup>5</sup> / <sub>16</sub> "	Y	<b>DT4SBRH5015FFL</b>	1,666.	1,915.	1,998.



#### Order Code

Example:	<b>DT4SBLH5015BBFL-117</b>
<b>DT4</b>	Series 2 Steel Front, Recessed Pull
<b>SB</b>	Side Access Bookcase
<b>LH</b>	Left Hand Access
<b>50</b>	50" High
<b>15</b>	15" Wide
<b>B</b>	Box Drawer
<b>B</b>	Box Drawer
<b>F</b>	File Drawer
<b>L</b>	Locking
<b>117</b>	Soft Grey paint finish

#### Specification Information

For non-locking towers, deduct as follows from the list price for each unit: Deduct \$30 for (1) lock unit, \$60 for (2) lock unit, and \$75 for a (3) lock unit. Substitute the "L" suffix with an "N" within the pattern number to designate a non-locking unit, example (DT4SLH5015BBFN)

"M" drawers consisting of a box drawer body with a file drawer head are available by substituting any two "B" or any one "F" character within the pattern number, example (DT4SLH5015MFN). Multiple "M" drawers may be specified providing they equal the total modules available.

A 6" drawer, behind a cupboard door is available by adding the numeral 1 to the end of the pattern number, example (DT4SLH6415BBFL1)

**Note:** 6" drawers behind doors are not available within the wardrobe portion of towers. Drawers behind doors are painted black.

**Note: Drawer behind door list pricing is as follows: 1= \$255**

#### Application Notes

Hanging rails and other accessories are not included and must be ordered separately. Hanging rails are included with 24" and 30" wide lateral drawers only. (See *Tower Accessories for pricing and order entry information*)

Half depth adjustable shelves and coat hooks may be ordered separately allowing the cupboard area of the 15", 24" and 30" wide towers to support binders as well as shorter coats. (See *Tower Accessories for pricing and order entry information*)*Note: Series 2 Steel front doors are standard without a handle. Handles may be ordered for cupboard doors as a special.*

- 15" w Side Access and Display towers include (1) lock.
- Single door towers, double door towers, 24" w and 30" w Side Access and Display towers include (2) locks. (Except full-height doors which include (1) lock)
- Front Access (only) towers with wardrobe include (3) locks. (Except full-height doors with wardrobe which include (2) locks)

Single door tower (50" h and 57" h) with no drawers include one fixed shelf and one adjustable shelf. 64" h includes one fixed shelf and two adjustable shelves. Fixed shelf is positioned just below worksurface height.

#### Critical Dimensions

Dimensions under, **w**, **d** and **h** are actual to the nearest 1/16"

42", 50", 57" and 64" Tower Internal Dimensions

- Box and M drawer height: 4<sup>5</sup>/<sub>16</sub>"
- Box and M drawer width: 12<sup>1</sup>/<sub>16</sub>"
- Box and M drawer depth: 18<sup>3</sup>/<sub>8</sub>"
- File drawer height: 9<sup>1</sup>/<sub>4</sub>"
- File drawer width: 12<sup>1</sup>/<sub>16</sub>"
- File drawer depth: 18<sup>3</sup>/<sub>8</sub>"

**Note:** All towers are configured from the top down with standard combinations of box and file drawers.

# Storage Towers Steel Front - Recessed Pull

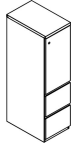
## 15" Wide Storage Towers

### 57" High

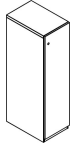
Series 2 Storage

Series 2 Steel Front Storage

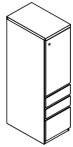
description	type	w	d	h	lock	pattern no.	P1	P2	P3
57" High Single Door tower with two file drawers (right hand shown)	left hand	14 <sup>7</sup> / <sub>8</sub> "	23 <sup>1</sup> / <sub>2</sub> "	56 <sup>3</sup> / <sub>16</sub> "	Y	DT4SLH5715FFL	\$1,805.	\$2,078.	\$2,166.
	right hand	14 <sup>7</sup> / <sub>8</sub> "	23 <sup>1</sup> / <sub>2</sub> "	56 <sup>3</sup> / <sub>16</sub> "	Y	DT4SRH5715FFL	1,805.	2,078.	2,166.



57" High Single Door tower with no drawers (right hand shown)	left hand	14 <sup>7</sup> / <sub>8</sub> "	23 <sup>1</sup> / <sub>2</sub> "	56 <sup>3</sup> / <sub>16</sub> "	Y	DT4SLH5715L	1,880.	2,066.	2,255.
	right hand	14 <sup>7</sup> / <sub>8</sub> "	23 <sup>1</sup> / <sub>2</sub> "	56 <sup>3</sup> / <sub>16</sub> "	Y	DT4SRH5715L	1,880.	2,066.	2,255.



57" High Single Door tower with two box and one file drawer (right hand shown)	left hand	14 <sup>7</sup> / <sub>8</sub> "	23 <sup>1</sup> / <sub>2</sub> "	56 <sup>3</sup> / <sub>16</sub> "	Y	DT4SLH5715BBFL	1,998.	2,296.	2,396.
	right hand	14 <sup>7</sup> / <sub>8</sub> "	23 <sup>1</sup> / <sub>2</sub> "	56 <sup>3</sup> / <sub>16</sub> "	Y	DT4SRH5715BBFL	1,998.	2,296.	2,396.



#### Order Code

Example:	DT4SBLH5715BBFL-117
DT4	Series 2 Steel Front, Recessed Pull
SB	Side Access Bookcase
LH	Left Hand Access
57	57" High
15	15" Wide
B	Box Drawer
B	Box Drawer
F	File Drawer
L	Locking
117	Soft Grey paint finish

#### Specification Information

For non-locking towers, deduct as follows from the list price for each unit: Deduct \$30 for (1) lock unit, \$60 for (2) lock unit, and \$75 for a (3) lock unit. Substitute the "L" suffix with an "N" within the pattern number to designate a non-locking unit, example (DT4SLH5015BBFN)

"M" drawers consisting of a box drawer body with a file drawer head are available by substituting any two "B" or any one "F" character within the pattern number, example (DT4SLH5015MFN). Multiple "M" drawers may be specified providing they equal the total modules available.

A 6" drawer, behind a cupboard door is available by adding the numeral 1 to the end of the pattern number, example (DT4SLH6415BBFL1)

**Note:** 6" drawers behind doors are not available within the wardrobe portion of towers. Drawers behind doors are painted black.

**Note: Drawer behind door list pricing is as follows: 1= \$255**

#### Application Notes

Hanging rails and other accessories are not included and must be ordered separately. Hanging rails are included with 24" and 30" wide lateral drawers only. (See *Tower Accessories for pricing and order entry information*)

Half depth adjustable shelves and coat hooks may be ordered separately allowing the cupboard area of the 15", 24" and 30" wide towers to support binders as well as shorter coats. (See *Tower Accessories for pricing and order entry information*)*Note: Series 2 Steel front doors are standard without a handle. Handles may be ordered for cupboard doors as a special.*

- 15" w Side Access and Display towers include (1) lock.
- Single door towers, double door towers, 24" w and 30" w Side Access and Display towers include (2) locks. (Except full-height doors which include (1) lock)
- Front Access (only) towers with wardrobe include (3) locks. (Except full-height doors with wardrobe which include (2) locks)

Single door tower (50" h and 57" h) with no drawers include one fixed shelf and one adjustable shelf. 64" h includes one fixed shelf and two adjustable shelves. Fixed shelf is positioned just below worksurface height.

#### Critical Dimensions

Dimensions under, **w**, **d** and **h** are actual to the nearest 1/16"

42", 50", 57" and 64" Tower Internal Dimensions

- Box and M drawer height: 4<sup>5</sup>/<sub>16</sub>"
- Box and M drawer width: 12<sup>1</sup>/<sub>16</sub>"
- Box and M drawer depth: 18<sup>3</sup>/<sub>8</sub>"
- File drawer height: 9<sup>1</sup>/<sub>4</sub>"
- File drawer width: 12<sup>1</sup>/<sub>16</sub>"
- File drawer depth: 18<sup>3</sup>/<sub>8</sub>"

**Note:** All towers are configured from the top down with standard combinations of box and file drawers.

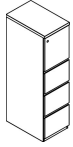
# Storage Towers Steel Front - Recessed Pull

Series 2 Storage

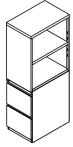
## 15" Wide Storage Towers

## 57" High

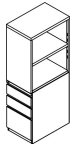
description	type	w	d	h	lock	pattern no.	P1	P2	P3
57" High Single Door tower with three file drawers (right hand shown)	left hand	14 <sup>7</sup> / <sub>8</sub> "	23 <sup>1</sup> / <sub>2</sub> "	56 <sup>3</sup> / <sub>16</sub> "	Y	DT4SLH5715FFFL	\$2,020.	\$2,323.	\$2,420.
	right hand	14 <sup>7</sup> / <sub>8</sub> "	23 <sup>1</sup> / <sub>2</sub> "	56 <sup>3</sup> / <sub>16</sub> "	Y	DT4SRH5715FFFL	2,020.	2,323.	2,420.



57" High Side Access Bookcase tower with two file drawers (right hand shown)	left hand	14 <sup>7</sup> / <sub>8</sub> "	23 <sup>1</sup> / <sub>2</sub> "	56 <sup>3</sup> / <sub>16</sub> "	Y	DT4SBLH5715FFL	1,805.	2,078.	2,166.
	right hand	14 <sup>7</sup> / <sub>8</sub> "	23 <sup>1</sup> / <sub>2</sub> "	56 <sup>3</sup> / <sub>16</sub> "	Y	DT4SBRH5715FFL	1,805.	2,078.	2,166.



57" High Side Access Bookcase tower with two box and one file drawer (right hand shown)	left hand	14 <sup>7</sup> / <sub>8</sub> "	23 <sup>1</sup> / <sub>2</sub> "	56 <sup>3</sup> / <sub>16</sub> "	Y	DT4SBLH5715BBFL	1,998.	2,296.	2,396.
	right hand	14 <sup>7</sup> / <sub>8</sub> "	23 <sup>1</sup> / <sub>2</sub> "	56 <sup>3</sup> / <sub>16</sub> "	Y	DT4SBRH5715BBFL	1,998.	2,296.	2,396.



### Order Code

Example:	DT4SBLH5715BBFL-117
<b>DT4</b>	Series 2 Steel Front, Recessed Pull
<b>SB</b>	Side Access Bookcase
<b>LH</b>	Left Hand Access
<b>57</b>	57" High
<b>15</b>	15" Wide
<b>B</b>	Box Drawer
<b>B</b>	Box Drawer
<b>F</b>	File Drawer
<b>L</b>	Locking
<b>117</b>	Soft Grey paint finish

### Specification Information

For non-locking towers, deduct as follows from the list price for each unit: Deduct \$30 for (1) lock unit, \$60 for (2) lock unit, and \$75 for a (3) lock unit. Substitute the "L" suffix with an "N" within the pattern number to designate a non-locking unit, example (DT4SLH5015BBFN)

"M" drawers consisting of a box drawer body with a file drawer head are available by substituting any two "B" or any one "F" character within the pattern number, example (DT4SLH5015MFN). Multiple "M" drawers may be specified providing they equal the total modules available.

A 6" drawer, behind a cupboard door is available by adding the numeral 1 to the end of the pattern number, example (DT4SLH6415BBFL1)

**Note:** 6" drawers behind doors are not available within the wardrobe portion of towers. Drawers behind doors are painted black.

**Note: Drawer behind door list pricing is as follows: 1= \$255**

### Application Notes

Hanging rails and other accessories are not included and must be ordered separately. Hanging rails are included with 24" and 30" wide lateral drawers only. (See *Tower Accessories for pricing and order entry information*)

Half depth adjustable shelves and coat hooks may be ordered separately allowing the cupboard area of the 15", 24" and 30" wide towers to support binders as well as shorter coats. (See *Tower Accessories for pricing and order entry information*)*Note: Series 2 Steel front doors are standard without a handle. Handles may be ordered for cupboard doors as a special.*

- 15" w Side Access and Display towers include (1) lock.
- Single door towers, double door towers, 24" w and 30" w Side Access and Display towers include (2) locks. (Except full-height doors which include (1) lock)
- Front Access (only) towers with wardrobe include (3) locks. (Except full-height doors with wardrobe which include (2) locks)

Single door tower (50" h and 57" h) with no drawers include one fixed shelf and one adjustable shelf. 64" h includes one fixed shelf and two adjustable shelves. Fixed shelf is positioned just below worksurface height.

### Critical Dimensions

Dimensions under, **w**, **d** and **h** are actual to the nearest <sup>1</sup>/<sub>16</sub>"

42", 50", 57" and 64" Tower Internal Dimensions

- Box and M drawer height: 4<sup>5</sup>/<sub>16</sub>"
- Box and M drawer width: 12<sup>1</sup>/<sub>16</sub>"
- Box and M drawer depth: 18<sup>3</sup>/<sub>8</sub>"
- File drawer height: 9<sup>1</sup>/<sub>4</sub>"
- File drawer width: 12<sup>1</sup>/<sub>16</sub>"
- File drawer depth: 18<sup>3</sup>/<sub>8</sub>"

**Note:** All towers are configured from the top down with standard combinations of box and file drawers.

# Storage Towers Steel Front - Recessed Pull


## 15" Wide Storage Towers

### 64" High

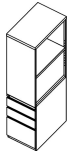
Series 2 Storage

Series 2 Steel Front Storage

description	type	w	d	h	lock	pattern no.	P1	P2	P3
64" High Single Door tower with no drawers (right hand shown)	left hand	14 <sup>7</sup> / <sub>8</sub> "	23 <sup>1</sup> / <sub>2</sub> "	63 <sup>3</sup> / <sub>16</sub> "	Y	<b>DT4SLH6415L</b>	\$1,959.	\$2,154.	\$2,349.
	right hand	14 <sup>7</sup> / <sub>8</sub> "	23 <sup>1</sup> / <sub>2</sub> "	63 <sup>3</sup> / <sub>16</sub> "	Y	<b>DT4SRH6415L</b>	1,959.	2,154.	2,349.

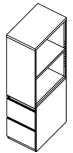


64" High Side Access Bookcase tower with two box and one file drawer (right hand shown)	left hand	14 <sup>7</sup> / <sub>8</sub> "	23 <sup>1</sup> / <sub>2</sub> "	63 <sup>3</sup> / <sub>16</sub> "	Y	<b>DT4SBLH6415BBFL</b>	1,815.	2,092.	2,179.
	right hand	14 <sup>7</sup> / <sub>8</sub> "	23 <sup>1</sup> / <sub>2</sub> "	63 <sup>3</sup> / <sub>16</sub> "	Y	<b>DT4SBRH6415BBFL</b>	1,815.	2,092.	2,179.



**Note:** Display towers are open to access on two sides, i.e., the front and one side.

64" High Side Access Bookcase tower with two file drawers (right hand shown)	left hand	14 <sup>7</sup> / <sub>8</sub> "	23 <sup>1</sup> / <sub>2</sub> "	63 <sup>3</sup> / <sub>16</sub> "	Y	<b>DT4SBLH6415FFL</b>	1,728.	1,986.	2,069.
	right hand	15"	23 <sup>1</sup> / <sub>2</sub> "	63 <sup>3</sup> / <sub>16</sub> "	Y	<b>DT4SBRH6415FFL</b>	1,728.	1,986.	2,069.



#### Order Code

Example:	<b>DT4SBLH6415BBFL-117</b>
<b>DT4</b>	Series 2 Steel Front, Recessed Pull
<b>SB</b>	Side Access Bookcase
<b>LH</b>	Left Hand Access
<b>64</b>	64" High
<b>15</b>	15" Wide
<b>B</b>	Box Drawer
<b>B</b>	Box Drawer
<b>F</b>	File Drawer
<b>L</b>	Locking
<b>117</b>	Soft Grey paint finish

#### Specification Information

For non-locking towers, deduct as follows from the list price for each unit: Deduct \$30 for (1) lock unit, \$60 for (2) lock unit, and \$75 for a (3) lock unit. Substitute the "L" suffix with an "N" within the pattern number to designate a non-locking unit, example (DT4SLH5015BBFN)

#### Application Notes

Hanging rails and other accessories are not included and must be ordered separately. Hanging rails are included with 24" and 30" wide lateral drawers only. (See *Tower Accessories for pricing and order entry information*)

Half depth adjustable shelves and coat hooks may be ordered separately allowing the cupboard area of the 15", 24" and 30" wide towers to support binders as well as shorter coats. (See *Tower Accessories for pricing and order entry information*)*Note: Series 2 Steel front doors are standard without a handle. Handles may be ordered for cupboard doors as a special.*

- 15" w Side Access and Display towers include (1) lock.
- Single door towers, double door towers, 24" w and 30" w Side Access and Display towers include (2) locks. (Except full-height doors which include (1) lock)
- Front Access (only) towers with wardrobe include (3) locks. (Except full-height doors with wardrobe which include (2) locks)

Single door tower (50" h and 57" h) with no drawers include one fixed shelf and one adjustable shelf. 64" h includes one fixed shelf and two adjustable shelves. Fixed shelf is positioned just below worksurface height.

#### Critical Dimensions

Dimensions under, **w**, **d** and **h** are actual to the nearest <sup>1</sup>/<sub>16</sub>"

42", 50", 57" and 64" Tower Internal Dimensions

- Box and M drawer height: 4<sup>5</sup>/<sub>16</sub>"
- Box and M drawer width: 12<sup>1</sup>/<sub>16</sub>"
- Box and M drawer depth: 18<sup>3</sup>/<sub>8</sub>"
- File drawer height: 9<sup>1</sup>/<sub>4</sub>"
- File drawer width: 12<sup>1</sup>/<sub>16</sub>"
- File drawer depth: 18<sup>3</sup>/<sub>8</sub>"

**Note:** All towers are configured from the top down with standard combinations of box and file drawers.

"M" drawers consisting of a box drawer body with a file drawer head are available by substituting any two "B" or any one "F" character within the pattern number, example (DT4SLH5015MFN). Multiple "M" drawers may be specified providing they equal the total modules available.

A 6" drawer, behind a cupboard door is available by adding the numeral 1 to the end of the pattern number, example (DT4SLH6415BBFL1)

**Note:** 6" drawers behind doors are not available within the wardrobe portion of towers. Drawers behind doors are painted black.

**Note: Drawer behind door list pricing is as follows: 1= \$255**

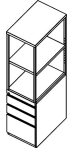
# Storage Towers Steel Front - Recessed Pull

Series 2 Storage

## 15" Wide Storage Towers

## 64" High

description	type	w	d	h	lock	pattern no.	P1	P2	P3
64" High Side Access Display tower with two box and one file drawer (right hand shown)	left hand	14 <sup>7</sup> / <sub>8</sub> "	23 <sup>1</sup> / <sub>2</sub> "	63 <sup>5</sup> / <sub>16</sub> "	Y	<b>DT4BDLH6415BBFL</b>	\$1,839.	\$2,115.	\$2,209.
	right hand	14 <sup>7</sup> / <sub>8</sub> "	23 <sup>1</sup> / <sub>2</sub> "	63 <sup>5</sup> / <sub>16</sub> "	Y	<b>DT4BDRH6415BBFL</b>	1,839.	2,115.	2,209.



64" High Side Access Display tower with two file drawers (right hand shown)	left hand	14 <sup>7</sup> / <sub>8</sub> "	23 <sup>1</sup> / <sub>2</sub> "	63 <sup>5</sup> / <sub>16</sub> "	Y	<b>DT4BDLH6415FFL</b>	1,750.	2,013.	2,099.
	right hand	14 <sup>7</sup> / <sub>8</sub> "	23 <sup>1</sup> / <sub>2</sub> "	63 <sup>5</sup> / <sub>16</sub> "	Y	<b>DT4BDRH6415FFL</b>	1,750.	2,013.	2,099.



**Note:** Display towers are open to access on two sides, i.e., the front and one side.

64" High Single Door tower with four file drawers (right hand shown)	left hand	14 <sup>7</sup> / <sub>8</sub> "	23 <sup>1</sup> / <sub>2</sub> "	63 <sup>5</sup> / <sub>16</sub> "	Y	<b>DT4SLH6415FFFLL</b>	2,243.	2,578.	2,693.
	right hand	14 <sup>7</sup> / <sub>8</sub> "	23 <sup>1</sup> / <sub>2</sub> "	63 <sup>5</sup> / <sub>16</sub> "	Y	<b>DT4SRH6415FFFLL</b>	2,243.	2,578.	2,693.



### Order Code

Example:	<b>DT4SBLH6415BBFL-117</b>
<b>DT4</b>	Series 2 Steel Front, Recessed Pull
<b>SB</b>	Side Access Bookcase
<b>LH</b>	Left Hand Access
<b>64</b>	64" High
<b>15</b>	15" Wide
<b>B</b>	Box Drawer
<b>B</b>	Box Drawer
<b>F</b>	File Drawer
<b>L</b>	Locking
<b>117</b>	Soft Grey paint finish

### Specification Information

For non-locking towers, deduct as follows from the list price for each unit: Deduct \$30 for (1) lock unit, \$60 for (2) lock unit, and \$75 for a (3) lock unit. Substitute the "L" suffix with an "N" within the pattern number to designate a non-locking unit, example (DT4SLH5015BBFN)

### Application Notes

Hanging rails and other accessories are not included and must be ordered separately. Hanging rails are included with 24" and 30" wide lateral drawers only. (See *Tower Accessories for pricing and order entry information*)

Half depth adjustable shelves and coat hooks may be ordered separately allowing the cupboard area of the 15", 24" and 30" wide towers to support binders as well as shorter coats. (See *Tower Accessories for pricing and order entry information*)*Note: Series 2 Steel front doors are standard without a handle. Handles may be ordered for cupboard doors as a special.*

- 15" w Side Access and Display towers include (1) lock.
- Single door towers, double door towers, 24" w and 30" w Side Access and Display towers include (2) locks. (Except full-height doors which include (1) lock)
- Front Access (only) towers with wardrobe include (3) locks. (Except full-height doors with wardrobe which include (2) locks)

Single door tower (50" h and 57" h) with no drawers include one fixed shelf and one adjustable shelf. 64" h includes one fixed shelf and two adjustable shelves. Fixed shelf is positioned just below worksurface height.

### Critical Dimensions

Dimensions under, **w**, **d** and **h** are actual to the nearest <sup>1</sup>/<sub>16</sub>"

42", 50", 57" and 64" Tower Internal Dimensions

- Box and M drawer height: 4<sup>5</sup>/<sub>16</sub>"
- Box and M drawer width: 12<sup>1</sup>/<sub>16</sub>"
- Box and M drawer depth: 18<sup>3</sup>/<sub>8</sub>"
- File drawer height: 9<sup>1</sup>/<sub>4</sub>"
- File drawer width: 12<sup>1</sup>/<sub>16</sub>"
- File drawer depth: 18<sup>3</sup>/<sub>8</sub>"

**Note:** All towers are configured from the top down with standard combinations of box and file drawers.

"M" drawers consisting of a box drawer body with a file drawer head are available by substituting any two "B" or any one "F" character within the pattern number, example (DT4SLH5015MFN). Multiple "M" drawers may be specified providing they equal the total modules available.

A 6" drawer, behind a cupboard door is available by adding the numeral 1 to the end of the pattern number, example (DT4SLH6415BBFL1)

**Note:** 6" drawers behind doors are not available within the wardrobe portion of towers. Drawers behind doors are painted black.

**Note: Drawer behind door list pricing is as follows: 1= \$255**

# Storage Towers Steel Front - Recessed Pull

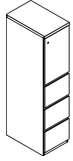
## 15" Wide Storage Towers

### 64" High

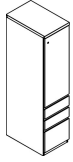
Series 2 Storage

Series 2 Steel Front Storage

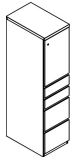
description	type	w	d	h	lock	pattern no.	P1	P2	P3
64" High Single Door tower with three file drawers (right hand shown)	left hand	14 <sup>7</sup> / <sub>8</sub> "	23 <sup>1</sup> / <sub>2</sub> "	63 <sup>5</sup> / <sub>16</sub> "	Y	DT4SLH6415FFFL	\$2,061.	\$2,373.	\$2,476.
	right hand	14 <sup>7</sup> / <sub>8</sub> "	23 <sup>1</sup> / <sub>2</sub> "	63 <sup>5</sup> / <sub>16</sub> "	Y	DT4SRH6415FFFL	2,061.	2,373.	2,476.



64" High Single Door tower with two box and one file drawer (right hand shown)	left hand	14 <sup>7</sup> / <sub>8</sub> "	23 <sup>1</sup> / <sub>2</sub> "	63 <sup>5</sup> / <sub>16</sub> "	Y	DT4SLH6415BBFL	2,044.	2,349.	2,451.
	right hand	14 <sup>7</sup> / <sub>8</sub> "	23 <sup>1</sup> / <sub>2</sub> "	63 <sup>5</sup> / <sub>16</sub> "	Y	DT4SRH6415BBFL	2,044.	2,349.	2,451.



64" High Single Door tower with two box and two file drawers (right hand shown)	left hand	14 <sup>7</sup> / <sub>8</sub> "	23 <sup>1</sup> / <sub>2</sub> "	63 <sup>5</sup> / <sub>16</sub> "	Y	DT4SLH6415BBFFL	2,211.	2,540.	2,652.
	right hand	14 <sup>7</sup> / <sub>8</sub> "	23 <sup>1</sup> / <sub>2</sub> "	63 <sup>5</sup> / <sub>16</sub> "	Y	DT4SRH6415BBFFL	2,211.	2,540.	2,652.



#### Order Code

Example:	DT4SBLH6415BBFL-117
DT4	Series 2 Steel Front, Recessed Pull
SB	Side Access Bookcase
LH	Left Hand Access
64	64" High
15	15" Wide
B	Box Drawer
B	Box Drawer
F	File Drawer
L	Locking
117	Soft Grey paint finish

#### Specification Information

For non-locking towers, deduct as follows from the list price for each unit: Deduct \$30 for (1) lock unit, \$60 for (2) lock unit, and \$75 for a (3) lock unit. Substitute the "L" suffix with an "N" within the pattern number to designate a non-locking unit, example (DT4SLH5015BBFN)

#### Application Notes

Hanging rails and other accessories are not included and must be ordered separately. Hanging rails are included with 24" and 30" wide lateral drawers only. (See *Tower Accessories for pricing and order entry information*)

Half depth adjustable shelves and coat hooks may be ordered separately allowing the cupboard area of the 15", 24" and 30" wide towers to support binders as well as shorter coats. (See *Tower Accessories for pricing and order entry information*) Note: Series 2 Steel front doors are standard without a handle. Handles may be ordered for cupboard doors as a special.

- 15" w Side Access and Display towers include (1) lock.
- Single door towers, double door towers, 24" w and 30" w Side Access and Display towers include (2) locks. (Except full-height doors which include (1) lock)
- Front Access (only) towers with wardrobe include (3) locks. (Except full-height doors with wardrobe which include (2) locks)

Single door tower (50" h and 57" h) with no drawers include one fixed shelf and one adjustable shelf. 64" h includes one fixed shelf and two adjustable shelves. Fixed shelf is positioned just below worksurface height.

#### Critical Dimensions

Dimensions under, **w**, **d** and **h** are actual to the nearest 1/16"

42", 50", 57" and 64" Tower Internal Dimensions

- Box and M drawer height: 4<sup>5</sup>/<sub>16</sub>"
- Box and M drawer width: 12<sup>1</sup>/<sub>16</sub>"
- Box and M drawer depth: 18<sup>3</sup>/<sub>8</sub>"
- File drawer height: 9<sup>1</sup>/<sub>4</sub>"
- File drawer width: 12<sup>1</sup>/<sub>16</sub>"
- File drawer depth: 18<sup>3</sup>/<sub>8</sub>"

**Note:** All towers are configured from the top down with standard combinations of box and file drawers.

"M" drawers consisting of a box drawer body with a file drawer head are available by substituting any two "B" or any one "F" character within the pattern number, example (DT4SLH5015MFN). Multiple "M" drawers may be specified providing they equal the total modules available.

A 6" drawer, behind a cupboard door is available by adding the numeral 1 to the end of the pattern number, example (DT4SLH6415BBFL1)

**Note:** 6" drawers behind doors are not available within the wardrobe portion of towers. Drawers behind doors are painted black.

**Note: Drawer behind door list pricing is as follows: 1= \$255**



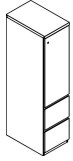
# Storage Towers Steel Front - Recessed Pull

## 15" Wide Storage Towers

### 64" High

Series 2 Storage

description	type	w	d	h	lock	pattern no.	P1	P2	P3
64" High Single Door tower with two file drawers (right hand shown)	left hand	14 <sup>7</sup> / <sub>8</sub> "	23 <sup>1</sup> / <sub>2</sub> "	63 <sup>5</sup> / <sub>16</sub> "	Y	<b>DT4SLH6415FFL</b>	\$1,852.	\$2,131.	\$2,223.
	right hand	14 <sup>7</sup> / <sub>8</sub> "	23 <sup>1</sup> / <sub>2</sub> "	63 <sup>5</sup> / <sub>16</sub> "	Y	<b>DT4SRH6415FFL</b>	1,852.	2,131.	2,223.



#### Order Code

Example:	<b>DT4SBLH6415BBFL-117</b>
<b>DT4</b>	Series 2 Steel Front, Recessed Pull
<b>SB</b>	Side Access Bookcase
<b>LH</b>	Left Hand Access
<b>64</b>	64" High
<b>15</b>	15" Wide
<b>B</b>	Box Drawer
<b>B</b>	Box Drawer
<b>F</b>	File Drawer
<b>L</b>	Locking
<b>117</b>	Soft Grey paint finish

#### Specification Information

For non-locking towers, deduct as follows from the list price for each unit: Deduct \$30 for (1) lock unit, \$60 for (2) lock unit, and \$75 for a (3) lock unit. Substitute the "L" suffix with an "N" within the pattern number to designate a non-locking unit, example (DT4SLH5015BBFN)

"M" drawers consisting of a box drawer body with a file drawer head are available by substituting any two "B" or any one "F" character within the pattern number, example (DT4SLH5015MFN). Multiple "M" drawers may be specified providing they equal the total modules available.

A 6" drawer, behind a cupboard door is available by adding the numeral 1 to the end of the pattern number, example (DT4SLH6415BBFL1)

**Note:** 6" drawers behind doors are not available within the wardrobe portion of towers. Drawers behind doors are painted black.

**Note: Drawer behind door list pricing is as follows: 1= \$255**

#### Application Notes

Hanging rails and other accessories are not included and must be ordered separately. Hanging rails are included with 24" and 30" wide lateral drawers only. (See *Tower Accessories for pricing and order entry information*)

Half depth adjustable shelves and coat hooks may be ordered separately allowing the cupboard area of the 15", 24" and 30" wide towers to support binders as well as shorter coats. (See *Tower Accessories for pricing and order entry information*)*Note: Series 2 Steel front doors are standard without a handle. Handles may be ordered for cupboard doors as a special.*

- 15" w Side Access and Display towers include (1) lock.
- Single door towers, double door towers, 24" w and 30" w Side Access and Display towers include (2) locks. (Except full-height doors which include (1) lock)
- Front Access (only) towers with wardrobe include (3) locks. (Except full-height doors with wardrobe which include (2) locks)

Single door tower (50" h and 57" h) with no drawers include one fixed shelf and one adjustable shelf. 64" h includes one fixed shelf and two adjustable shelves. Fixed shelf is positioned just below worksurface height.

#### Critical Dimensions

Dimensions under, **w**, **d** and **h** are actual to the nearest <sup>1</sup>/<sub>16</sub>"

42", 50", 57" and 64" Tower Internal Dimensions

- Box and M drawer height: 4<sup>5</sup>/<sub>16</sub>"
- Box and M drawer width: 12<sup>1</sup>/<sub>16</sub>"
- Box and M drawer depth: 18<sup>3</sup>/<sub>8</sub>"
- File drawer height: 9<sup>1</sup>/<sub>4</sub>"
- File drawer width: 12<sup>1</sup>/<sub>16</sub>"
- File drawer depth: 18<sup>3</sup>/<sub>8</sub>"

**Note:** All towers are configured from the top down with standard combinations of box and file drawers.

# Storage Towers Steel Front - Recessed Pull

## 24" Wide Storage Towers

### 42" High

Series 2 Storage

Series 2 Steel Front Storage

description	type	w	d	h	lock	pattern no.	P1	P2	P3
42" High Side Access Bookcase with two box and one file drawer with wardrobe (left hand shown)	left hand	23 <sup>7</sup> / <sub>8</sub> "	23 1/2"	41 <sup>5</sup> / <sub>16</sub> "	Y	<b>DT4WSBLH4224BBFL</b>	\$2,410.	\$2,772.	\$2,895.
	right hand	23 <sup>7</sup> / <sub>8</sub> "	23 1/2"	41 <sup>5</sup> / <sub>16</sub> "	Y	<b>DT4WSBRH4224BBFL</b>	2,410.	2,772.	2,895.



42" High Side Access Bookcase with two file drawers with wardrobe (left hand shown)	left hand	23 <sup>7</sup> / <sub>8</sub> "	23 1/2"	41 <sup>5</sup> / <sub>16</sub> "	Y	<b>DT4WSBLH4224FFL</b>	2,319.	2,667.	2,783.
	right hand	23 <sup>7</sup> / <sub>8</sub> "	23 1/2"	41 <sup>5</sup> / <sub>16</sub> "	Y	<b>DT4WSBRH4224FFL</b>	2,319.	2,667.	2,783.



#### Order Code

Example:	<b>DT4SBLH5724BBFL-117</b>
<b>DT4</b>	Series 2 Steel Front, Recessed Pull
<b>SB</b>	Side Access Bookcase
<b>LH</b>	Left Hand Access
<b>57</b>	57" High
<b>24</b>	24" Wide
<b>B</b>	Box Drawer
<b>B</b>	Box Drawer
<b>F</b>	File Drawer
<b>L</b>	Locking
<b>117</b>	Soft Grey paint finish

#### Specification Information

For non-locking towers, deduct as follows from the list price for each unit: Deduct \$30 for (1) lock unit, \$60 for (2) lock unit, and \$75 for a (3) lock unit. Substitute the "L" suffix with an "N" within the pattern number to designate a non-locking unit, example (DT4SLH6424BBFN)

"M" drawers consisting of a box drawer body with a file drawer head are available by substituting any two "B" or any one "F" character within the pattern number, example (DT4SLH6424MFN). Multiple "M" drawers may be specified providing they equal the total modules available.

A 6" drawer, behind a cupboard door is available by adding the numeral 1 to the end of the pattern number, example (DT4SLH6424BBFL1)

**Note:** 6" drawer behind doors are not available within the wardrobe portion of towers. Drawers behind doors are painted black.

#### Application Notes

Hanging rails and other accessories are not included and must be ordered separately. Hanging rails are included with 24" and 30" wide lateral drawers only. (See *Tower Accessories for pricing and order entry information*)

Half depth adjustable shelves and coat hooks may be ordered separately allowing the cupboard and wardrobe area of the 15", 24" and 30" wide towers to support binders as well as shorter coats. (See *Tower Accessories for pricing and order entry information*)

- 15" wide Side Access and Display towers include (1) lock.
- Single door towers, double door towers, 24" wide and 30" wide Side Access and Display towers include (2) locks. (Except full-height doors which include (1) lock)
- Front Access (only) towers with wardrobe include (3) locks. (Except full-height doors with wardrobe which include (2) locks)

#### Critical Dimensions

Dimensions under, **w**, **d** and **h** are actual to the nearest 1/16"

50", 57" and 64" Tower Internal Dimensions

- Box and M drawer height: 4<sup>3</sup>/<sub>16</sub>"
- Box and M drawer width: 12<sup>1</sup>/<sub>16</sub>"
- Box and M drawer depth: 18<sup>3</sup>/<sub>8</sub>"
- File drawer height: 9<sup>1</sup>/<sub>4</sub>"
- File drawer width: 12<sup>1</sup>/<sub>16</sub>"
- File drawer depth: 18<sup>3</sup>/<sub>8</sub>"
- Wide drawer height: 9<sup>7</sup>/<sub>16</sub>"
- Wide drawer width: 20<sup>3</sup>/<sub>4</sub>"
- Wide drawer depth: 22<sup>7</sup>/<sub>8</sub>"

**Note:** All towers are configured from the top down with standard combinations of box and file drawers.

**Note: Drawer behind door list pricing is as follows: 1= \$255**

*Note: Series 2 Steel front doors are standard without a handle. Handles may be ordered for cupboard doors as a special.*

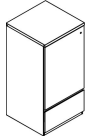
# Storage Towers Steel Front - Recessed Pull

## 24" Wide Storage Towers

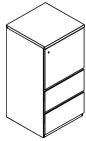
### 50" High

Series 2 Storage

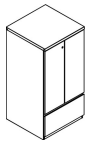
description	type	w	d	h	lock	pattern no.	P1	P2	P3
50" High Single Door tower with wide drawer (left hand shown)	left hand	23 <sup>7</sup> / <sub>8</sub> "	23 <sup>1</sup> / <sub>2</sub> "	48 <sup>5</sup> / <sub>16</sub> "	Y	<b>DT4SLH5024WL</b>	\$1,655.	\$1,904.	\$1,989.
	right hand	23 <sup>7</sup> / <sub>8</sub> "	23 <sup>1</sup> / <sub>2</sub> "	48 <sup>5</sup> / <sub>16</sub> "	Y	<b>DT4SRH5024WL</b>	1,655.	1,904.	1,989.



50" High Single Door tower with two wide drawers (left hand shown)	left hand	23 <sup>7</sup> / <sub>8</sub> "	23 <sup>1</sup> / <sub>2</sub> "	48 <sup>5</sup> / <sub>16</sub> "	Y	<b>DT4SLH5024WWL</b>	1,929.	2,221.	2,319.
	right hand	23 <sup>7</sup> / <sub>8</sub> "	23 <sup>1</sup> / <sub>2</sub> "	48 <sup>5</sup> / <sub>16</sub> "	Y	<b>DT4SRH5024WWL</b>	1,929.	2,221.	2,319.



50" High Double Door tower with one wide drawer		23 <sup>7</sup> / <sub>8</sub> "	23 <sup>1</sup> / <sub>2</sub> "	48 <sup>5</sup> / <sub>16</sub> "	Y	<b>DT4D5024WL</b>	2,042.	2,346.	2,449.
-------------------------------------------------	--	----------------------------------	----------------------------------	-----------------------------------	---	-------------------	--------	--------	--------



24" and 30" wide double door cabinets may be ordered with a grommet option located in the back of the case by adding a "G" between the 4th and 5th character of the pattern number, example (DT4DG6424WL). Add \$100 list for this option. **Note**, by adding a "G" option, the cabinet will also receive AV hinged doors.

#### Order Code

Example:	<b>DT4SBLH5024BBFL-117</b>
<b>DT4</b>	Series 2 Steel Front, Recessed Pull
<b>SB</b>	Side Access Bookcase
<b>LH</b>	Left Hand Access
<b>50</b>	50" High
<b>24</b>	24" Wide
<b>B</b>	Box Drawer
<b>B</b>	Box Drawer
<b>F</b>	File Drawer
<b>L</b>	Locking
<b>117</b>	Soft Grey paint finish

#### Specification Information

For non-locking towers, deduct as follows from the list price for each unit: Deduct \$30 for (1) lock unit, \$60 for (2) lock unit, and \$75 for a (3) lock unit. Substitute the "L" suffix with an "N" within the pattern number to designate a non-locking unit, example (DT4SLH6424BBFN)

#### Application Notes

- Hanging rails and other accessories are not included and must be ordered separately. Hanging rails are included with 24" and 30" wide lateral drawers only. (See *Tower Accessories for pricing and order entry information*)
- Half depth adjustable shelves and coat hooks may be ordered separately allowing the cupboard and wardrobe area of the 15", 24" and 30" wide towers to support binders as well as shorter coats. (See *Tower Accessories for pricing and order entry information*)
- 15" w Side Access and Display towers include (1) lock.
  - Single door towers, double door towers, 24" w and 30" w Side Access and Display towers include (2) locks. (Except full-height doors which include (1) lock)
  - Front Access (only) towers with wardrobe include (3) locks. (Except full-height doors with wardrobe which include (2) locks)

#### Critical Dimensions

Dimensions under, **w**, **d** and **h** are actual to the nearest 1/16"

50", 57" and 64" Tower Internal Dimensions

- Box and M drawer height: 4<sup>3</sup>/<sub>16</sub>"
- Box and M drawer width: 12<sup>1</sup>/<sub>16</sub>"
- Box and M drawer depth: 18<sup>3</sup>/<sub>8</sub>"
- File drawer height: 9<sup>1</sup>/<sub>4</sub>"
- File drawer width: 12<sup>1</sup>/<sub>16</sub>"
- File drawer depth: 18<sup>3</sup>/<sub>8</sub>"
- Wide drawer height: 9<sup>7</sup>/<sub>16</sub>"
- Wide drawer width: 20<sup>3</sup>/<sub>4</sub>"
- Wide drawer depth: 22<sup>7</sup>/<sub>8</sub>"

**Note:** All towers are configured from the top down with standard combinations of box and file drawers.

**Note: Drawer behind door list pricing is as follows: 1= \$255**

*Note: Series 2 Steel front doors are standard without a handle. Handles may be ordered for cupboard doors as a special.*

# Storage Towers Steel Front - Recessed Pull

## 24" Wide Storage Towers

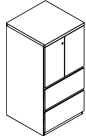
### 50" High

Series 2 Storage

Series 2 Steel Front Storage

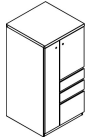
description	type	w	d	h	lock	pattern no.	P1	P2	P3
-------------	------	---	---	---	------	-------------	----	----	----

50" High Double Door tower with two wide drawers

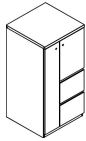


24" and 30" wide double door cabinets may be ordered with a grommet option located in the back of the case by adding a "G" between the 4th and 5th character of the pattern number, example (DT4DG6424WL). Add \$100 list for this option. **Note**, by adding a "G" option, the cabinet will also receive AV hinged doors.

50" High tower with two box and one file drawer and door and wardrobe (left hand shown)	left hand	23 7/8"	23 1/2"	48 5/16"	Y	DT4WSLH5024BBFL	2,216.	2,549.	2,657.
	right hand	23 7/8"	23 1/2"	48 5/16"	Y	DT4WSRH5024BBFL	2,216.	2,549.	2,657.



50" High tower with two file drawers and door and wardrobe (left hand shown)	left hand	23 7/8"	23 1/2"	48 5/16"	Y	DT4WSLH5024FFL	1,991.	2,288.	2,388.
	right hand	23 7/8"	23 1/2"	48 5/16"	Y	DT4WSRH5024FFL	1,991.	2,288.	2,388.



#### Order Code

Example:	DT4SBLH5024BBFL-117
DT4	Series 2 Steel Front, Recessed Pull
SB	Side Access Bookcase
LH	Left Hand Access
50	50" High
24	24" Wide
B	Box Drawer
B	Box Drawer
F	File Drawer
L	Locking
117	Soft Grey paint finish

#### Specification Information

For non-locking towers, deduct as follows from the list price for each unit: Deduct \$30 for (1) lock unit, \$60 for (2) lock unit, and \$75 for a (3) lock unit. Substitute the "L" suffix with an "N" within the pattern number to designate a non-locking unit, example (DT4SLH6424BBFN)

#### Application Notes

- Hanging rails and other accessories are not included and must be ordered separately. Hanging rails are included with 24" and 30" wide lateral drawers only. (See *Tower Accessories for pricing and order entry information*)
- Half depth adjustable shelves and coat hooks may be ordered separately allowing the cupboard and wardrobe area of the 15", 24" and 30" wide towers to support binders as well as shorter coats. (See *Tower Accessories for pricing and order entry information*)
- 15" w Side Access and Display towers include (1) lock.
  - Single door towers, double door towers, 24" w and 30" w Side Access and Display towers include (2) locks. (Except full-height doors which include (1) lock)
  - Front Access (only) towers with wardrobe include (3) locks. (Except full-height doors with wardrobe which include (2) locks)

#### Critical Dimensions

Dimensions under, **w**, **d** and **h** are actual to the nearest 1/16"

50", 57" and 64" Tower Internal Dimensions

- Box and M drawer height: 4 3/16"
- Box and M drawer width: 12 1/16"
- Box and M drawer depth: 18 3/8"
- File drawer height: 9 1/4"
- File drawer width: 12 1/16"
- File drawer depth: 18 3/8"
- Wide drawer height: 9 7/16"
- Wide drawer width: 20 3/4"
- Wide drawer depth: 22 7/8"

**Note:** All towers are configured from the top down with standard combinations of box and file drawers.

**Note: Drawer behind door list pricing is as follows: 1= \$255**

*Note: Series 2 Steel front doors are standard without a handle. Handles may be ordered for cupboard doors as a special.*

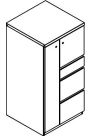
# Storage Towers Steel Front - Recessed Pull

## 24" Wide Storage Towers

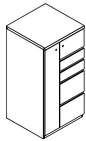
### 50" High

Series 2 Storage

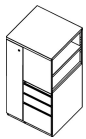
description	type	w	d	h	lock	pattern no.	P1	P2	P3
50" High tower with one box and two file drawers and door and wardrobe (left hand shown)	left hand	23 <sup>7</sup> / <sub>8</sub> "	23 <sup>1</sup> / <sub>2</sub> "	48 <sup>5</sup> / <sub>16</sub> "	Y	DT4WSLH5024BBFFL	\$2,319.	\$2,666.	\$2,782.
	right hand	23 <sup>7</sup> / <sub>8</sub> "	23 <sup>1</sup> / <sub>2</sub> "	48 <sup>5</sup> / <sub>16</sub> "	Y	DT4WSRH5024BBFFL	2,319.	2,666.	2,782.



50" High tower with two box and two file drawers and door and wardrobe (left hand shown)	left hand	23 <sup>7</sup> / <sub>8</sub> "	23 <sup>1</sup> / <sub>2</sub> "	48 <sup>5</sup> / <sub>16</sub> "	Y	DT4WSLH5024BBFFL	2,544.	2,926.	3,053.
	right hand	23 <sup>7</sup> / <sub>8</sub> "	23 <sup>1</sup> / <sub>2</sub> "	48 <sup>5</sup> / <sub>16</sub> "	Y	DT4WSRH5024BBFFL	2,544.	2,926.	3,053.



50" High Side Access Bookcase with two box and one file drawer with wardrobe (left hand shown)	left hand	23 <sup>7</sup> / <sub>8</sub> "	23 <sup>1</sup> / <sub>2</sub> "	48 <sup>5</sup> / <sub>16</sub> "	Y	DT4WSBLH5024BBFFL	2,422.	2,787.	2,910.
	right hand	23 <sup>7</sup> / <sub>8</sub> "	23 <sup>1</sup> / <sub>2</sub> "	48 <sup>5</sup> / <sub>16</sub> "	Y	DT4WSBRH5024BBFFL	2,422.	2,787.	2,910.



#### Order Code

Example:	DT4SBLH5024BBFL-117
<b>DT4</b>	Series 2 Steel Front, Recessed Pull
<b>SB</b>	Side Access Bookcase
<b>LH</b>	Left Hand Access
<b>50</b>	50" High
<b>24</b>	24" Wide
<b>B</b>	Box Drawer
<b>B</b>	Box Drawer
<b>F</b>	File Drawer
<b>L</b>	Locking
<b>117</b>	Soft Grey paint finish

#### Specification Information

For non-locking towers, deduct as follows from the list price for each unit: Deduct \$30 for (1) lock unit, \$60 for (2) lock unit, and \$75 for a (3) lock unit. Substitute the "L" suffix with an "N" within the pattern number to designate a non-locking unit, example (DT4SLH6424BBFN)

"M" drawers consisting of a box drawer body with a file drawer head are available by substituting any two "B" or any one "F" character within the pattern number, example (DT4SLH6424MFN). Multiple "M" drawers may be specified providing they equal the total modules available.

A 6" drawer, behind a cupboard door is available by adding the numeral 1 to the end of the pattern number, example (DT4SLH6424BBFL1)

**Note:** 6" drawer behind doors are not available within the wardrobe portion of towers. Drawers behind doors are painted black.

#### Application Notes

Hanging rails and other accessories are not included and must be ordered separately. Hanging rails are included with 24" and 30" wide lateral drawers only. (See *Tower Accessories for pricing and order entry information*)

Half depth adjustable shelves and coat hooks may be ordered separately allowing the cupboard and wardrobe area of the 15", 24" and 30" wide towers to support binders as well as shorter coats. (See *Tower Accessories for pricing and order entry information*)

- 15" Side Access and Display towers include (1) lock.
- Single door towers, double door towers, 24" w and 30" w Side Access and Display towers include (2) locks. (Except full-height doors which include (1) lock)
- Front Access (only) towers with wardrobe include (3) locks. (Except full-height doors with wardrobe which include (2) locks)

#### Critical Dimensions

Dimensions under, **w**, **d** and **h** are actual to the nearest 1/16"

50", 57" and 64" Tower Internal Dimensions

- Box and M drawer height: 4<sup>3</sup>/<sub>16</sub>"
- Box and M drawer width: 12<sup>1</sup>/<sub>16</sub>"
- Box and M drawer depth: 18<sup>3</sup>/<sub>8</sub>"
- File drawer height: 9<sup>1</sup>/<sub>4</sub>"
- File drawer width: 12<sup>1</sup>/<sub>16</sub>"
- File drawer depth: 18<sup>3</sup>/<sub>8</sub>"
- Wide drawer height: 9<sup>7</sup>/<sub>16</sub>"
- Wide drawer width: 20<sup>3</sup>/<sub>4</sub>"
- Wide drawer depth: 22<sup>7</sup>/<sub>8</sub>"

**Note:** All towers are configured from the top down with standard combinations of box and file drawers.

**Note: Drawer behind door list pricing is as follows: 1= \$255**

*Note: Series 2 Steel front doors are standard without a handle. Handles may be ordered for cupboard doors as a special.*

# Storage Towers Steel Front - Recessed Pull

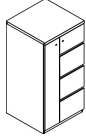
## 24" Wide Storage Towers

### 50" High

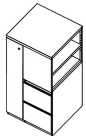
Series 2 Storage

Series 2 Steel Front Storage

description	type	w	d	h	lock	pattern no.	P1	P2	P3
50" High tower with three file drawers and door and wardrobe (left hand shown)	left hand	23 <sup>7</sup> / <sub>8</sub> "	23 <sup>1</sup> / <sub>2</sub> "	48 <sup>7</sup> / <sub>16</sub> "	Y	DT4WSLH5024FFFL	\$2,331.	\$2,679.	\$2,795.
	right hand	23 <sup>7</sup> / <sub>8</sub> "	23 <sup>1</sup> / <sub>2</sub> "	48 <sup>7</sup> / <sub>16</sub> "	Y	DT4WSRH5024FFFL	2,331.	2,679.	2,795.



50" High Side Access Bookcase with two file drawers with wardrobe (left hand shown)	left hand	23 <sup>7</sup> / <sub>8</sub> "	23 <sup>1</sup> / <sub>2</sub> "	48 <sup>7</sup> / <sub>16</sub> "	Y	DT4WSBLH5024FFL	2,331.	2,679.	2,795.
	right hand	23 <sup>7</sup> / <sub>8</sub> "	23 <sup>1</sup> / <sub>2</sub> "	48 <sup>7</sup> / <sub>16</sub> "	Y	DT4WSBRH5024FFL	2,331.	2,679.	2,795.



#### Order Code

Example:	DT4SBLH5024BBFL-117
<b>DT4</b>	Series 2 Steel Front, Recessed Pull
<b>SB</b>	Side Access Bookcase
<b>LH</b>	Left Hand Access
<b>50</b>	50" High
<b>24</b>	24" Wide
<b>B</b>	Box Drawer
<b>B</b>	Box Drawer
<b>F</b>	File Drawer
<b>L</b>	Locking
<b>117</b>	Soft Grey paint finish

#### Specification Information

For non-locking towers, deduct as follows from the list price for each unit: Deduct \$30 for (1) lock unit, \$60 for (2) lock unit, and \$75 for a (3) lock unit. Substitute the "L" suffix with an "N" within the pattern number to designate a non-locking unit, example (DT4SLH6424BBFN)

"M" drawers consisting of a box drawer body with a file drawer head are available by substituting any two "B" or any one "F" character within the pattern number, example (DT4SLH6424MFN). Multiple "M" drawers may be specified providing they equal the total modules available.

A 6" drawer, behind a cupboard door is available by adding the numeral 1 to the end of the pattern number, example (DT4SLH6424BBFL1)

**Note:** 6" drawer behind doors are not available within the wardrobe portion of towers. Drawers behind doors are painted black.

#### Application Notes

Hanging rails and other accessories are not included and must be ordered separately. Hanging rails are included with 24" and 30" wide lateral drawers only. (See *Tower Accessories for pricing and order entry information*)

Half depth adjustable shelves and coat hooks may be ordered separately allowing the cupboard and wardrobe area of the 15", 24" and 30" wide towers to support binders as well as shorter coats. (See *Tower Accessories for pricing and order entry information*)

- 15" w Side Access and Display towers include (1) lock.
- Single door towers, double door towers, 24" w and 30" w Side Access and Display towers include (2) locks. (Except full-height doors which include (1) lock)
- Front Access (only) towers with wardrobe include (3) locks. (Except full-height doors with wardrobe which include (2) locks)

#### Critical Dimensions

Dimensions under, **w**, **d** and **h** are actual to the nearest <sup>1</sup>/<sub>16</sub>"

50", 57" and 64" Tower Internal Dimensions

- Box and M drawer height: 4<sup>7</sup>/<sub>16</sub>"
- Box and M drawer width: 12<sup>1</sup>/<sub>16</sub>"
- Box and M drawer depth: 18<sup>3</sup>/<sub>8</sub>"
- File drawer height: 9<sup>1</sup>/<sub>4</sub>"
- File drawer width: 12<sup>1</sup>/<sub>16</sub>"
- File drawer depth: 18<sup>3</sup>/<sub>8</sub>"
- Wide drawer height: 9<sup>7</sup>/<sub>16</sub>"
- Wide drawer width: 20<sup>3</sup>/<sub>4</sub>"
- Wide drawer depth: 22<sup>7</sup>/<sub>8</sub>"

**Note:** All towers are configured from the top down with standard combinations of box and file drawers.

**Note: Drawer behind door list pricing is as follows: 1= \$255**

*Note: Series 2 Steel front doors are standard without a handle. Handles may be ordered for cupboard doors as a special.*

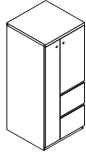
# Storage Towers Steel Front - Recessed Pull

## 24" Wide Storage Towers

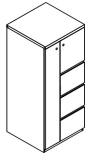
### 57" High

Series 2 Storage

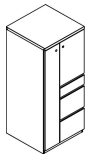
description	type	w	d	h	lock	pattern no.	P1	P2	P3
57" High tower with two file drawers and door and wardrobe (left hand shown)	left hand	23 <sup>7</sup> / <sub>8</sub> "	23 <sup>1</sup> / <sub>2</sub> "	56 <sup>3</sup> / <sub>16</sub> "	Y	DT4WSLH5724FFFL	\$2,054.	\$2,362.	\$2,464.
	right hand	23 <sup>7</sup> / <sub>8</sub> "	23 <sup>1</sup> / <sub>2</sub> "	56 <sup>3</sup> / <sub>16</sub> "	Y	DT4WSRH5724FFFL	2,054.	2,362.	2,464.



57" High tower with three file drawers and door and wardrobe (left hand shown)	left hand	23 <sup>7</sup> / <sub>8</sub> "	23 <sup>1</sup> / <sub>2</sub> "	56 <sup>3</sup> / <sub>16</sub> "	Y	DT4WSLH5724FFFL	2,386.	2,744.	2,862.
	right hand	23 <sup>7</sup> / <sub>8</sub> "	23 <sup>1</sup> / <sub>2</sub> "	56 <sup>3</sup> / <sub>16</sub> "	Y	DT4WSRH5724FFFL	2,386.	2,744.	2,862.



57" High tower with one box and two file drawers and door and wardrobe (left hand shown)	left hand	23 <sup>7</sup> / <sub>8</sub> "	23 <sup>1</sup> / <sub>2</sub> "	56 <sup>3</sup> / <sub>16</sub> "	Y	DT4WSLH5724BFFL	2,420.	2,785.	2,904.
	right hand	23 <sup>7</sup> / <sub>8</sub> "	23 <sup>1</sup> / <sub>2</sub> "	56 <sup>3</sup> / <sub>16</sub> "	Y	DT4WSRH5724BFFL	2,420.	2,785.	2,904.



#### Order Code

Example:	DT4SBLH5724BBFL-117
<b>DT4</b>	Series 2 Steel Front, Recessed Pull
<b>SB</b>	Side Access Bookcase
<b>LH</b>	Left Hand Access
<b>57</b>	57" High
<b>24</b>	24" Wide
<b>B</b>	Box Drawer
<b>B</b>	Box Drawer
<b>F</b>	File Drawer
<b>L</b>	Locking
<b>117</b>	Soft Grey paint finish

#### Specification Information

For non-locking towers, deduct as follows from the list price for each unit: Deduct \$30 for (1) lock unit, \$60 for (2) lock unit, and \$75 for a (3) lock unit. Substitute the "L" suffix with an "N" within the pattern number to designate a non-locking unit, example (DT4SLH6424BBFN)

#### Application Notes

Hanging rails and other accessories are not included and must be ordered separately. Hanging rails are included with 24" and 30" wide lateral drawers only. (See *Tower Accessories for pricing and order entry information*)

Half depth adjustable shelves and coat hooks may be ordered separately allowing the cupboard and wardrobe area of the 15", 24" and 30" wide towers to support binders as well as shorter coats. (See *Tower Accessories for pricing and order entry information*)

- 15" w Side Access and Display towers include (1) lock.
- Single door towers, double door towers, 24" w and 30" w Side Access and Display towers include (2) locks. (Except full-height doors which include (1) lock)
- Front Access (only) towers with wardrobe include (3) locks. (Except full-height doors with wardrobe which include (2) locks)

#### Critical Dimensions

Dimensions under, **w**, **d** and **h** are actual to the nearest 1/16"

50", 57" and 64" Tower Internal Dimensions

- Box and M drawer height: 4<sup>3</sup>/<sub>16</sub>"
- Box and M drawer width: 12<sup>1</sup>/<sub>16</sub>"
- Box and M drawer depth: 18<sup>3</sup>/<sub>8</sub>"
- File drawer height: 9<sup>1</sup>/<sub>4</sub>"
- File drawer width: 12<sup>1</sup>/<sub>16</sub>"
- File drawer depth: 18<sup>3</sup>/<sub>8</sub>"
- Wide drawer height: 9<sup>7</sup>/<sub>16</sub>"
- Wide drawer width: 20<sup>3</sup>/<sub>4</sub>"
- Wide drawer depth: 22<sup>7</sup>/<sub>8</sub>"

**Note:** All towers are configured from the top down with standard combinations of box and file drawers.

**Note: Drawer behind door list pricing is as follows: 1= \$255**

*Note: Series 2 Steel front doors are standard without a handle. Handles may be ordered for cupboard doors as a special.*

# Storage Towers Steel Front - Recessed Pull

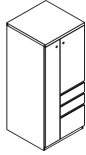
## 24" Wide Storage Towers

### 57" High

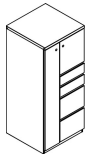
Series 2 Storage

Series 2 Steel Front Storage

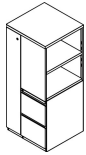
description	type	w	d	h	lock	pattern no.	P1	P2	P3
57" High tower with two box and one file drawer and door and wardrobe (left hand shown)	left hand	23 <sup>7</sup> / <sub>8</sub> "	23 <sup>1</sup> / <sub>2</sub> "	56 <sup>3</sup> / <sub>16</sub> "	Y	DT4WSLH5724BBFL	\$2,295.	\$2,639.	\$2,754.
	right hand	23 <sup>7</sup> / <sub>8</sub> "	23 <sup>1</sup> / <sub>2</sub> "	56 <sup>3</sup> / <sub>16</sub> "	Y	DT4WSRH5724BBFL	2,295.	2,639.	2,754.



57" High tower with two box and two file drawers and door and wardrobe (left hand shown)	left hand	23 <sup>7</sup> / <sub>8</sub> "	23 <sup>1</sup> / <sub>2</sub> "	56 <sup>3</sup> / <sub>16</sub> "	Y	DT4WSLH5724BBFFL	2,599.	2,988.	3,115.
	right hand	23 <sup>7</sup> / <sub>8</sub> "	23 <sup>1</sup> / <sub>2</sub> "	56 <sup>3</sup> / <sub>16</sub> "	Y	DT4WSRH5724BBFFL	2,599.	2,988.	3,115.



57" High Side Access Bookcase with two file drawers with wardrobe (left hand shown)	left hand	23 <sup>7</sup> / <sub>8</sub> "	23 <sup>1</sup> / <sub>2</sub> "	56 <sup>3</sup> / <sub>16</sub> "	Y	DT4WSBLH5724FFL	2,428.	2,792.	2,913.
	right hand	23 <sup>7</sup> / <sub>8</sub> "	23 <sup>1</sup> / <sub>2</sub> "	56 <sup>3</sup> / <sub>16</sub> "	Y	DT4WSBRH5724FFL	2,428.	2,792.	2,913.



#### Order Code

Example:	DT4SBLH5724BBFL-117
DT4	Series 2 Steel Front, Recessed Pull
SB	Side Access Bookcase
LH	Left Hand Access
57	57" High
24	24" Wide
B	Box Drawer
B	Box Drawer
F	File Drawer
L	Locking
117	Soft Grey paint finish

#### Specification Information

For non-locking towers, deduct as follows from the list price for each unit: Deduct \$30 for (1) lock unit, \$60 for (2) lock unit, and \$75 for a (3) lock unit. Substitute the "L" suffix with an "N" within the pattern number to designate a non-locking unit, example (DT4SLH6424BBFN)

#### Application Notes

- Hanging rails and other accessories are not included and must be ordered separately. Hanging rails are included with 24" and 30" wide lateral drawers only. (See *Tower Accessories for pricing and order entry information*)
- Half depth adjustable shelves and coat hooks may be ordered separately allowing the cupboard and wardrobe area of the 15", 24" and 30" wide towers to support binders as well as shorter coats. (See *Tower Accessories for pricing and order entry information*)
- 15" w Side Access and Display towers include (1) lock.
  - Single door towers, double door towers, 24" w and 30" w Side Access and Display towers include (2) locks. (Except full-height doors which include (1) lock)
  - Front Access (only) towers with wardrobe include (3) locks. (Except full-height doors with wardrobe which include (2) locks)

#### Critical Dimensions

Dimensions under, **w**, **d** and **h** are actual to the nearest 1/16"

50", 57" and 64" Tower Internal Dimensions

- Box and M drawer height: 4<sup>3</sup>/<sub>16</sub>"
- Box and M drawer width: 12<sup>1</sup>/<sub>16</sub>"
- Box and M drawer depth: 18<sup>3</sup>/<sub>8</sub>"
- File drawer height: 9<sup>1</sup>/<sub>4</sub>"
- File drawer width: 12<sup>1</sup>/<sub>16</sub>"
- File drawer depth: 18<sup>3</sup>/<sub>8</sub>"
- Wide drawer height: 9<sup>7</sup>/<sub>16</sub>"
- Wide drawer width: 20<sup>3</sup>/<sub>4</sub>"
- Wide drawer depth: 22<sup>7</sup>/<sub>8</sub>"

**Note:** All towers are configured from the top down with standard combinations of box and file drawers.

**Note: Drawer behind door list pricing is as follows: 1= \$255**

*Note: Series 2 Steel front doors are standard without a handle. Handles may be ordered for cupboard doors as a special.*

"M" drawers consisting of a box drawer body with a file drawer head are available by substituting any two "B" or any one "F" character within the pattern number, example (DT4SLH6424MFN). Multiple "M" drawers may be specified providing they equal the total modules available.

A 6" drawer, behind a cupboard door is available by adding the numeral 1 to the end of the pattern number, example (DT4SLH6424BBFL1)

**Note:** 6" drawer behind doors are not available within the wardrobe portion of towers. Drawers behind doors are painted black.



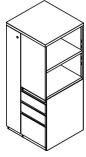
# Storage Towers Steel Front - Recessed Pull

## 24" Wide Storage Towers

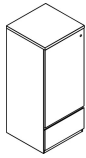
### 57" High

Series 2 Storage

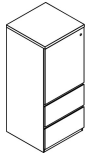
description	type	w	d	h	lock	pattern no.	P1	P2	P3
57" High Side Access Bookcase with two box and one file drawer with wardrobe (left hand shown)	left hand	23 <sup>7</sup> / <sub>8</sub> "	23 <sup>1</sup> / <sub>2</sub> "	56 <sup>3</sup> / <sub>16</sub> "	Y	<b>DT4WSBLH5724BBFL</b>	\$2,518.	\$2,896.	\$3,023.
	right hand	23 <sup>7</sup> / <sub>8</sub> "	23 <sup>1</sup> / <sub>2</sub> "	56 <sup>3</sup> / <sub>16</sub> "	Y	<b>DT4WSBRH5724BBFL</b>	2,518.	2,896.	3,023.



57" High Single Door tower with wide drawer (left hand shown)	left hand	23 <sup>7</sup> / <sub>8</sub> "	23 <sup>1</sup> / <sub>2</sub> "	56 <sup>3</sup> / <sub>16</sub> "	Y	<b>DT4SLH5724WL</b>	1,711.	1,967.	2,052.
	right hand	23 <sup>7</sup> / <sub>8</sub> "	23 <sup>1</sup> / <sub>2</sub> "	56 <sup>3</sup> / <sub>16</sub> "	Y	<b>DT4SRH5724WL</b>	1,711.	1,967.	2,052.



57" High Single Door tower with two wide drawers (left hand shown)	left hand	23 <sup>7</sup> / <sub>8</sub> "	23 <sup>1</sup> / <sub>2</sub> "	56 <sup>3</sup> / <sub>16</sub> "	Y	<b>DT4SLH5724WWL</b>	2,002.	2,302.	2,402.
	right hand	23 <sup>7</sup> / <sub>8</sub> "	23 <sup>1</sup> / <sub>2</sub> "	56 <sup>3</sup> / <sub>16</sub> "	Y	<b>DT4SRH5724WWL</b>	2,002.	2,302.	2,402.



#### Order Code

Example:	<b>DT4SBLH5724BBFL-117</b>
<b>DT4</b>	Series 2 Steel Front, Recessed Pull
<b>SB</b>	Side Access Bookcase
<b>LH</b>	Left Hand Access
<b>57</b>	57" High
<b>24</b>	24" Wide
<b>B</b>	Box Drawer
<b>B</b>	Box Drawer
<b>F</b>	File Drawer
<b>L</b>	Locking
<b>117</b>	Soft Grey paint finish

#### Specification Information

For non-locking towers, deduct as follows from the list price for each unit: Deduct \$30 for (1) lock unit, \$60 for (2) lock unit, and \$75 for a (3) lock unit. Substitute the "L" suffix with an "N" within the pattern number to designate a non-locking unit, example (DT4SLH6424BBFN)

#### Application Notes

Hanging rails and other accessories are not included and must be ordered separately. Hanging rails are included with 24" and 30" wide lateral drawers only. (See *Tower Accessories for pricing and order entry information*)

Half depth adjustable shelves and coat hooks may be ordered separately allowing the cupboard and wardrobe area of the 15", 24" and 30" wide towers to support binders as well as shorter coats. (See *Tower Accessories for pricing and order entry information*)

- 15" w Side Access and Display towers include (1) lock.
- Single door towers, double door towers, 24" w and 30" w Side Access and Display towers include (2) locks. (Except full-height doors which include (1) lock)
- Front Access (only) towers with wardrobe include (3) locks. (Except full-height doors with wardrobe which include (2) locks)

#### Critical Dimensions

Dimensions under, **w**, **d** and **h** are actual to the nearest 1/16"

50", 57" and 64" Tower Internal Dimensions

- Box and M drawer height: 4<sup>3</sup>/<sub>16</sub>"
- Box and M drawer width: 12<sup>1</sup>/<sub>16</sub>"
- Box and M drawer depth: 18<sup>3</sup>/<sub>8</sub>"
- File drawer height: 9<sup>1</sup>/<sub>4</sub>"
- File drawer width: 12<sup>1</sup>/<sub>16</sub>"
- File drawer depth: 18<sup>3</sup>/<sub>8</sub>"
- Wide drawer height: 9<sup>7</sup>/<sub>16</sub>"
- Wide drawer width: 20<sup>3</sup>/<sub>4</sub>"
- Wide drawer depth: 22<sup>7</sup>/<sub>8</sub>"

**Note:** All towers are configured from the top down with standard combinations of box and file drawers.

**Note: Drawer behind door list pricing is as follows: 1= \$255**

*Note: Series 2 Steel front doors are standard without a handle. Handles may be ordered for cupboard doors as a special.*

# Storage Towers Steel Front - Recessed Pull

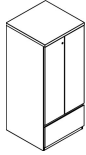
## 24" Wide Storage Towers

### 57" High

Series 2 Storage

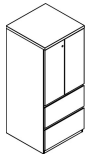
Series 2 Steel Front Storage

description	type	w	d	h	lock	pattern no.	P1	P2	P3
57" High Double Door tower with one wide drawer		23 7/8"	23 1/2"	56 3/16"	Y	<b>DT4D5724WL</b>	\$2,083.	\$2,395.	\$2,497.



24" and 30" wide double door cabinets may be ordered with a grommet option located in the back of the case by adding a "G" between the 4th and 5th character of the pattern number, example (DT4DG5724WL). Add \$100 list for this option. **Note**, by adding a "G" option, the cabinet will also receive AV hinged doors.

57" High Double Door tower with two wide drawers		23 7/8"	23 1/2"	56 3/16"	Y	<b>DT4D5724WWL</b>	2,455.	2,824.	2,946.
--------------------------------------------------	--	---------	---------	----------	---	--------------------	--------	--------	--------



24" and 30" wide double door cabinets may be ordered with a grommet option located in the back of the case by adding a "G" between the 4th and 5th character of the pattern number, example (DT4DG5724WL). Add \$100 list for this option. **Note**, by adding a "G" option, the cabinet will also receive AV hinged doors.

#### Order Code

Example:	<b>DT4SBLH5724BBFL-117</b>
<b>DT4</b>	Series 2 Steel Front, Recessed Pull
<b>SB</b>	Side Access Bookcase
<b>LH</b>	Left Hand Access
<b>57</b>	57" High
<b>24</b>	24" Wide
<b>B</b>	Box Drawer
<b>B</b>	Box Drawer
<b>F</b>	File Drawer
<b>L</b>	Locking
<b>117</b>	Soft Grey paint finish

#### Specification Information

For non-locking towers, deduct as follows from the list price for each unit: Deduct \$30 for (1) lock unit, \$60 for (2) lock unit, and \$75 for a (3) lock unit. Substitute the "L" suffix with an "N" within the pattern number to designate a non-locking unit, example (DT4SLH6424BBFN)

#### Application Notes

"M" drawers consisting of a box drawer body with a file drawer head are available by substituting any two "B" or any one "F" character within the pattern number, example (DT4SLH6424MFN). Multiple "M" drawers may be specified providing they equal the total modules available.

A 6" drawer, behind a cupboard door is available by adding the numeral 1 to the end of the pattern number, example (DT4SLH6424BBFL1)

**Note:** 6" drawer behind doors are not available within the wardrobe portion of towers. Drawers behind doors are painted black.

Hanging rails and other accessories are not included and must be ordered separately. Hanging rails are included with 24" and 30" wide lateral drawers only. (See *Tower Accessories for pricing and order entry information*)

Half depth adjustable shelves and coat hooks may be ordered separately allowing the cupboard and wardrobe area of the 15", 24" and 30" wide towers to support binders as well as shorter coats. (See *Tower Accessories for pricing and order entry information*)

- 15" w Side Access and Display towers include (1) lock.
- Single door towers, double door towers, 24" w and 30" w Side Access and Display towers include (2) locks. (Except full-height doors which include (1) lock)
- Front Access (only) towers with wardrobe include (3) locks. (Except full-height doors with wardrobe which include (2) locks)

#### Critical Dimensions

Dimensions under, **w**, **d** and **h** are actual to the nearest 1/16"

50", 57" and 64" Tower Internal Dimensions

- Box and M drawer height: 4 7/16"
- Box and M drawer width: 12 1/16"
- Box and M drawer depth: 18 3/8"
- File drawer height: 9 1/4"
- File drawer width: 12 1/16"
- File drawer depth: 18 3/8"
- Wide drawer height: 9 7/16"
- Wide drawer width: 20 3/4"
- Wide drawer depth: 22 7/8"

**Note:** All towers are configured from the top down with standard combinations of box and file drawers.

**Note: Drawer behind door list pricing is as follows: 1= \$255**

*Note: Series 2 Steel front doors are standard without a handle. Handles may be ordered for cupboard doors as a special.*

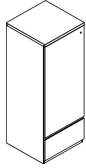
# Storage Towers Steel Front - Recessed Pull

## 24" Wide Storage Towers

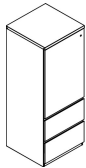
### 64" High

Series 2 Storage

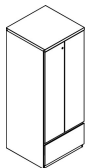
description	type	w	d	h	lock	pattern no.	P1	P2	P3
64" High Single Door tower with wide drawer (left hand shown)	left hand	23 <sup>7</sup> / <sub>8</sub> "	23 <sup>1</sup> / <sub>2</sub> "	63 <sup>5</sup> / <sub>16</sub> "	Y	<b>DT4SLH6424WL</b>	\$1,733.	\$1,994.	\$2,082.
	right hand	23 <sup>7</sup> / <sub>8</sub> "	23 <sup>1</sup> / <sub>2</sub> "	63 <sup>5</sup> / <sub>16</sub> "	Y	<b>DT4SRH6424WL</b>	1,733.	1,994.	2,082.



64" High Single Door tower with two wide drawers (left hand shown)	left hand	23 <sup>7</sup> / <sub>8</sub> "	23 <sup>1</sup> / <sub>2</sub> "	63 <sup>5</sup> / <sub>16</sub> "	Y	<b>DT4SLH6424WWL</b>	2,013.	2,314.	2,412.
	right hand	23 <sup>7</sup> / <sub>8</sub> "	23 <sup>1</sup> / <sub>2</sub> "	63 <sup>5</sup> / <sub>16</sub> "	Y	<b>DT4SRH6424WWL</b>	2,013.	2,314.	2,412.



64" High Double Door tower with one wide drawer		23 <sup>7</sup> / <sub>8</sub> "	23 <sup>1</sup> / <sub>2</sub> "	63 <sup>5</sup> / <sub>16</sub> "	Y	<b>DT4D6424WL</b>	2,123.	2,443.	2,550.
-------------------------------------------------	--	----------------------------------	----------------------------------	-----------------------------------	---	-------------------	--------	--------	--------



24" and 30" wide double door cabinets may be ordered with a grommet option located in the back of the case by adding a "G" between the 4th and 5th character of the pattern number, example (DT4DG6424WL). Add \$100 list for this option. **Note**, by adding a "G" option, the cabinet will also receive AV hinged doors.

#### Order Code

Example:	<b>DT4SBLH6424BBFL-117</b>
<b>DT4</b>	Series 2 Steel Front, Recessed Pull
<b>SB</b>	Side Access Bookcase
<b>LH</b>	Left Hand Access
<b>64</b>	64" High
<b>24</b>	24" Wide
<b>B</b>	Box Drawer
<b>B</b>	Box Drawer
<b>F</b>	File Drawer
<b>L</b>	Locking
<b>117</b>	Soft Grey paint finish

#### Specification Information

For non-locking towers, deduct as follows from the list price for each unit: Deduct \$30 for (1) lock unit, \$60 for (2) lock unit, and \$75 for a (3) lock unit. Substitute the "L" suffix with an "N" within the pattern number to designate a non-locking unit, example (DT4SLH6424BBFN)

#### Application Notes

- Hanging rails and other accessories are not included and must be ordered separately. Hanging rails are included with 24" and 30" wide lateral drawers only. (See *Tower Accessories for pricing and order entry information*)
- Half depth adjustable shelves and coat hooks may be ordered separately allowing the cupboard and wardrobe area of the 15", 24" and 30" wide towers to support binders as well as shorter coats. (See *Tower Accessories for pricing and order entry information*)
- 15" w Side Access and Display towers include (1) lock.
  - Single door towers, double door towers, 24" w and 30" w Side Access and Display towers include (2) locks. (Except full-height doors which include (1) lock)
  - Front Access (only) towers with wardrobe include (3) locks. (Except full-height doors with wardrobe which include (2) locks)

#### Critical Dimensions

Dimensions under, **w**, **d** and **h** are actual to the nearest 1/16"

50", 57" and 64" Tower Internal Dimensions

- Box and M drawer height: 4<sup>3</sup>/<sub>16</sub>"
- Box and M drawer width: 12<sup>1</sup>/<sub>16</sub>"
- Box and M drawer depth: 18<sup>3</sup>/<sub>8</sub>"
- File drawer height: 9<sup>1</sup>/<sub>4</sub>"
- File drawer width: 12<sup>1</sup>/<sub>16</sub>"
- File drawer depth: 18<sup>3</sup>/<sub>8</sub>"
- Wide drawer height: 9<sup>7</sup>/<sub>16</sub>"
- Wide drawer width: 20<sup>3</sup>/<sub>4</sub>"
- Wide drawer depth: 22<sup>7</sup>/<sub>8</sub>"

**Note:** All towers are configured from the top down with standard combinations of box and file drawers.

**Note: Drawer behind door list pricing is as follows: 1= \$255**

*Note: Series 2 Steel front doors are standard without a handle. Handles may be ordered for cupboard doors as a special.*

# Storage Towers Steel Front - Recessed Pull

## 24" Wide Storage Towers

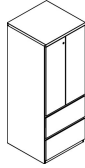
### 64" High

Series 2 Storage

Series 2 Steel Front Storage

description	type	w	d	h	lock	pattern no.	P1	P2	P3
-------------	------	---	---	---	------	-------------	----	----	----

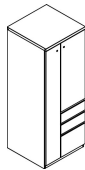
64" High Double Door tower with two wide drawers



24" and 30" wide double door cabinets may be ordered with a grommet option located in the back of the case by adding a "G" between the 4th and 5th character of the pattern number, example (DT4DG6424WL). Add \$100 list for this option. **Note**, by adding a "G" option, the cabinet will also receive AV hinged doors.

description	type	w	d	h	lock	pattern no.	P1	P2	P3
-------------	------	---	---	---	------	-------------	----	----	----

64" High tower with two box and one file drawer and door and wardrobe (left hand shown)



left hand	23 7/8"	23 1/2"	63 5/16"	Y	<b>DT4WSLH6424BBFL</b>	2,310.	2,657.	2,772.
right hand	23 7/8"	23 1/2"	63 5/16"	Y	<b>DT4WSRH6424BBFL</b>	2,310.	2,657.	2,772.

#### Order Code

Example:	<b>DT4SBLH6424BBFL-117</b>
<b>DT4</b>	Series 2 Steel Front, Recessed Pull
<b>SB</b>	Side Access Bookcase
<b>LH</b>	Left Hand Access
<b>64</b>	64" High
<b>24</b>	24" Wide
<b>B</b>	Box Drawer
<b>B</b>	Box Drawer
<b>F</b>	File Drawer
<b>L</b>	Locking
<b>117</b>	Soft Grey paint finish

#### Specification Information

For non-locking towers, deduct as follows from the list price for each unit: Deduct \$30 for (1) lock unit, \$60 for (2) lock unit, and \$75 for a (3) lock unit. Substitute the "L" suffix with an "N" within the pattern number to designate a non-locking unit, example (DT4SLH6424BBFN)

#### Application Notes

Hanging rails and other accessories are not included and must be ordered separately. Hanging rails are included with 24" and 30" wide lateral drawers only. (See *Tower Accessories for pricing and order entry information*)

Half depth adjustable shelves and coat hooks may be ordered separately allowing the cupboard and wardrobe area of the 15", 24" and 30" wide towers to support binders as well as shorter coats. (See *Tower Accessories for pricing and order entry information*)

- 15" w Side Access and Display towers include (1) lock.
- Single door towers, double door towers, 24" w and 30" w Side Access and Display towers include (2) locks. (Except full-height doors which include (1) lock)
- Front Access (only) towers with wardrobe include (3) locks. (Except full-height doors with wardrobe which include (2) locks)

#### Critical Dimensions

Dimensions under, **w**, **d** and **h** are actual to the nearest 1/16"

50", 57" and 64" Tower Internal Dimensions

- Box and M drawer height: 4 3/16"
- Box and M drawer width: 12 1/16"
- Box and M drawer depth: 18 3/8"
- File drawer height: 9 1/4"
- File drawer width: 12 1/16"
- File drawer depth: 18 3/8"
- Wide drawer height: 9 7/16"
- Wide drawer width: 20 3/4"
- Wide drawer depth: 22 7/8"

**Note:** All towers are configured from the top down with standard combinations of box and file drawers.

**Note: Drawer behind door list pricing is as follows: 1= \$255**

*Note: Series 2 Steel front doors are standard without a handle. Handles may be ordered for cupboard doors as a special.*

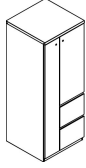
# Storage Towers Steel Front - Recessed Pull

## 24" Wide Storage Towers

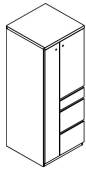
### 64" High

Series 2 Storage

description	type	w	d	h	lock	pattern no.	P1	P2	P3
64" High tower with two file drawers and door and wardrobe (left hand shown)	left hand	23 <sup>7</sup> / <sub>8</sub> "	23 <sup>1</sup> / <sub>2</sub> "	63 <sup>5</sup> / <sub>16</sub> "	Y	<b>DT4WSLH6424FFL</b>	\$2,060.	\$2,372.	\$2,475.
	right hand	23 <sup>7</sup> / <sub>8</sub> "	23 <sup>1</sup> / <sub>2</sub> "	63 <sup>5</sup> / <sub>16</sub> "	Y	<b>DT4WSRH6424FFL</b>	2,060.	2,372.	2,475.



64" High tower with one box and two file drawers and door and wardrobe (left hand shown)	left hand	23 <sup>7</sup> / <sub>8</sub> "	23 <sup>1</sup> / <sub>2</sub> "	63 <sup>5</sup> / <sub>16</sub> "	Y	<b>DT4WSLH6424BFFL</b>	2,455.	2,824.	2,948.
	right hand	23 <sup>7</sup> / <sub>8</sub> "	23 <sup>1</sup> / <sub>2</sub> "	63 <sup>5</sup> / <sub>16</sub> "	Y	<b>DT4WSRH6424BFFL</b>	2,455.	2,824.	2,948.



#### Order Code

Example:	<b>DT4SBLH6424BBFL-117</b>
<b>DT4</b>	Series 2 Steel Front, Recessed Pull
<b>SB</b>	Side Access Bookcase
<b>LH</b>	Left Hand Access
<b>64</b>	64" High
<b>24</b>	24" Wide
<b>B</b>	Box Drawer
<b>B</b>	Box Drawer
<b>F</b>	File Drawer
<b>L</b>	Locking
<b>117</b>	Soft Grey paint finish

#### Specification Information

For non-locking towers, deduct as follows from the list price for each unit: Deduct \$30 for (1) lock unit, \$60 for (2) lock unit, and \$75 for a (3) lock unit. Substitute the "L" suffix with an "N" within the pattern number to designate a non-locking unit, example (DT4SLH6424BBFN)

"M" drawers consisting of a box drawer body with a file drawer head are available by substituting any two "B" or any one "F" character within the pattern number, example (DT4SLH6424MFN). Multiple "M" drawers may be specified providing they equal the total modules available.

A 6" drawer, behind a cupboard door is available by adding the numeral 1 to the end of the pattern number, example (DT4SLH6424BBFL1)

**Note:** 6" drawer behind doors are not available within the wardrobe portion of towers. Drawers behind doors are painted black.

#### Application Notes

Hanging rails and other accessories are not included and must be ordered separately. Hanging rails are included with 24" and 30" wide lateral drawers only. (See *Tower Accessories for pricing and order entry information*)

Half depth adjustable shelves and coat hooks may be ordered separately allowing the cupboard and wardrobe area of the 15", 24" and 30" wide towers to support binders as well as shorter coats. (See *Tower Accessories for pricing and order entry information*)

- 15" w Side Access and Display towers include (1) lock.
- Single door towers, double door towers, 24" w and 30" w Side Access and Display towers include (2) locks. (Except full-height doors which include (1) lock)
- Front Access (only) towers with wardrobe include (3) locks. (Except full-height doors with wardrobe which include (2) locks)

#### Critical Dimensions

Dimensions under, **w**, **d** and **h** are actual to the nearest <sup>1</sup>/<sub>16</sub>"

50", 57" and 64" Tower Internal Dimensions

- Box and M drawer height: 4<sup>3</sup>/<sub>16</sub>"
- Box and M drawer width: 12<sup>1</sup>/<sub>16</sub>"
- Box and M drawer depth: 18<sup>3</sup>/<sub>8</sub>"
- File drawer height: 9<sup>1</sup>/<sub>4</sub>"
- File drawer width: 12<sup>1</sup>/<sub>16</sub>"
- File drawer depth: 18<sup>3</sup>/<sub>8</sub>"
- Wide drawer height: 9<sup>7</sup>/<sub>16</sub>"
- Wide drawer width: 20<sup>3</sup>/<sub>4</sub>"
- Wide drawer depth: 22<sup>7</sup>/<sub>8</sub>"

**Note:** All towers are configured from the top down with standard combinations of box and file drawers.

**Note: Drawer behind door list pricing is as follows: 1= \$255**

*Note: Series 2 Steel front doors are standard without a handle. Handles may be ordered for cupboard doors as a special.*

# Storage Towers Steel Front - Recessed Pull

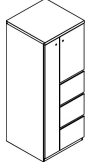
## 24" Wide Storage Towers

### 64" High

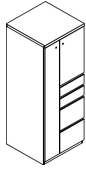
Series 2 Storage

Series 2 Steel Front Storage

description	type	w	d	h	lock	pattern no.	P1	P2	P3
64" High tower with three file drawers and door and wardrobe (left hand shown)	left hand	23 <sup>7</sup> / <sub>8</sub> "	23 <sup>1</sup> / <sub>2</sub> "	63 <sup>5</sup> / <sub>16</sub> "	Y	<b>DT4WSLH6424FFFL</b>	\$2,444.	\$2,809.	\$2,932.
	right hand	23 <sup>7</sup> / <sub>8</sub> "	23 <sup>1</sup> / <sub>2</sub> "	63 <sup>5</sup> / <sub>16</sub> "	Y	<b>DT4WSRH6424FFFL</b>	2,444.	2,809.	2,932.



64" High tower with two box and two file drawers and door and wardrobe (left hand shown)	left hand	23 <sup>7</sup> / <sub>8</sub> "	23 <sup>1</sup> / <sub>2</sub> "	63 <sup>5</sup> / <sub>16</sub> "	Y	<b>DT4WSLH6424BBFFL</b>	2,654.	3,052.	3,182.
	right hand	23 <sup>7</sup> / <sub>8</sub> "	23 <sup>1</sup> / <sub>2</sub> "	63 <sup>5</sup> / <sub>16</sub> "	Y	<b>DT4WSRH6424BBFFL</b>	2,654.	3,052.	3,182.



#### Order Code

Example:	<b>DT4SBLH6424BBFL-117</b>
<b>DT4</b>	Series 2 Steel Front, Recessed Pull
<b>SB</b>	Side Access Bookcase
<b>LH</b>	Left Hand Access
<b>64</b>	64" High
<b>24</b>	24" Wide
<b>B</b>	Box Drawer
<b>B</b>	Box Drawer
<b>F</b>	File Drawer
<b>L</b>	Locking
<b>117</b>	Soft Grey paint finish

#### Specification Information

For non-locking towers, deduct as follows from the list price for each unit: Deduct \$30 for (1) lock unit, \$60 for (2) lock unit, and \$75 for a (3) lock unit. Substitute the "L" suffix with an "N" within the pattern number to designate a non-locking unit, example (DT4SLH6424BBFN)

"M" drawers consisting of a box drawer body with a file drawer head are available by substituting any two "B" or any one "F" character within the pattern number, example (DT4SLH6424MFN). Multiple "M" drawers may be specified providing they equal the total modules available.

A 6" drawer, behind a cupboard door is available by adding the numeral 1 to the end of the pattern number, example (DT4SLH6424BBFL1)

**Note:** 6" drawer behind doors are not available within the wardrobe portion of towers. Drawers behind doors are painted black.

#### Application Notes

Hanging rails and other accessories are not included and must be ordered separately. Hanging rails are included with 24" and 30" wide lateral drawers only. (See *Tower Accessories for pricing and order entry information*)

Half depth adjustable shelves and coat hooks may be ordered separately allowing the cupboard and wardrobe area of the 15", 24" and 30" wide towers to support binders as well as shorter coats. (See *Tower Accessories for pricing and order entry information*)

- 15" w Side Access and Display towers include (1) lock.
- Single door towers, double door towers, 24" w and 30" w Side Access and Display towers include (2) locks. (Except full-height doors which include (1) lock)
- Front Access (only) towers with wardrobe include (3) locks. (Except full-height doors with wardrobe which include (2) locks)

#### Critical Dimensions

Dimensions under, **w**, **d** and **h** are actual to the nearest 1/16"

50", 57" and 64" Tower Internal Dimensions

- Box and M drawer height: 4<sup>7</sup>/<sub>16</sub>"
- Box and M drawer width: 12<sup>1</sup>/<sub>16</sub>"
- Box and M drawer depth: 18<sup>3</sup>/<sub>8</sub>"
- File drawer height: 9<sup>1</sup>/<sub>4</sub>"
- File drawer width: 12<sup>1</sup>/<sub>16</sub>"
- File drawer depth: 18<sup>3</sup>/<sub>8</sub>"
- Wide drawer height: 9<sup>7</sup>/<sub>16</sub>"
- Wide drawer width: 20<sup>3</sup>/<sub>4</sub>"
- Wide drawer depth: 22<sup>7</sup>/<sub>8</sub>"

**Note:** All towers are configured from the top down with standard combinations of box and file drawers.

**Note: Drawer behind door list pricing is as follows: 1= \$255**

*Note: Series 2 Steel front doors are standard without a handle. Handles may be ordered for cupboard doors as a special.*

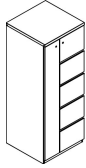
# Storage Towers Steel Front - Recessed Pull

## 24" Wide Storage Towers

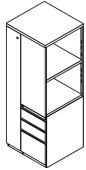
### 64" High

Series 2 Storage

description	type	w	d	h	lock	pattern no.	P1	P2	P3
64" High tower with four file drawers and door and wardrobe (left hand shown)	left hand	23 <sup>7</sup> / <sub>8</sub> "	23 <sup>1</sup> / <sub>2</sub> "	63 <sup>5</sup> / <sub>16</sub> "	Y	DT4WSLH6424FFFL	\$2,690.	\$3,093.	\$3,225.
	right hand	23 <sup>7</sup> / <sub>8</sub> "	23 <sup>1</sup> / <sub>2</sub> "	63 <sup>5</sup> / <sub>16</sub> "	Y	DT4WSRH6424FFFL	2,690.	3,093.	3,225.



64" High Side Access Bookcase with two box and one file drawer with wardrobe (left hand shown)	left hand	23 <sup>7</sup> / <sub>8</sub> "	23 <sup>1</sup> / <sub>2</sub> "	63 <sup>5</sup> / <sub>16</sub> "	Y	DT4WSBLH6424BBFL	2,572.	2,957.	3,086.
	right hand	23 <sup>7</sup> / <sub>8</sub> "	23 <sup>1</sup> / <sub>2</sub> "	63 <sup>5</sup> / <sub>16</sub> "	Y	DT4WSBRH6424BBFL	2,572.	2,957.	3,086.



#### Order Code

Example:	DT4SBLH6424BBFL-117
<b>DT4</b>	Series 2 Steel Front, Recessed Pull
<b>SB</b>	Side Access Bookcase
<b>LH</b>	Left Hand Access
<b>64</b>	64" High
<b>24</b>	24" Wide
<b>B</b>	Box Drawer
<b>B</b>	Box Drawer
<b>F</b>	File Drawer
<b>L</b>	Locking
<b>117</b>	Soft Grey paint finish

#### Specification Information

For non-locking towers, deduct as follows from the list price for each unit: Deduct \$30 for (1) lock unit, \$60 for (2) lock unit, and \$75 for a (3) lock unit. Substitute the "L" suffix with an "N" within the pattern number to designate a non-locking unit, example (DT4SLH6424BBFN)

"M" drawers consisting of a box drawer body with a file drawer head are available by substituting any two "B" or any one "F" character within the pattern number, example (DT4SLH6424MFN). Multiple "M" drawers may be specified providing they equal the total modules available.

A 6" drawer, behind a cupboard door is available by adding the numeral 1 to the end of the pattern number, example (DT4SLH6424BBFL1)

**Note:** 6" drawer behind doors are not available within the wardrobe portion of towers. Drawers behind doors are painted black.

#### Application Notes

Hanging rails and other accessories are not included and must be ordered separately. Hanging rails are included with 24" and 30" wide lateral drawers only. (See *Tower Accessories for pricing and order entry information*)

Half depth adjustable shelves and coat hooks may be ordered separately allowing the cupboard and wardrobe area of the 15", 24" and 30" wide towers to support binders as well as shorter coats. (See *Tower Accessories for pricing and order entry information*)

- 15" w Side Access and Display towers include (1) lock.
- Single door towers, double door towers, 24" w and 30" w Side Access and Display towers include (2) locks. (Except full-height doors which include (1) lock)
- Front Access (only) towers with wardrobe include (3) locks. (Except full-height doors with wardrobe which include (2) locks)

#### Critical Dimensions

Dimensions under, **w**, **d** and **h** are actual to the nearest 1/16"

50", 57" and 64" Tower Internal Dimensions

- Box and M drawer height: 4<sup>3</sup>/<sub>16</sub>"
- Box and M drawer width: 12<sup>1</sup>/<sub>16</sub>"
- Box and M drawer depth: 18<sup>3</sup>/<sub>8</sub>"
- File drawer height: 9<sup>1</sup>/<sub>4</sub>"
- File drawer width: 12<sup>1</sup>/<sub>16</sub>"
- File drawer depth: 18<sup>3</sup>/<sub>8</sub>"
- Wide drawer height: 9<sup>7</sup>/<sub>16</sub>"
- Wide drawer width: 20<sup>3</sup>/<sub>4</sub>"
- Wide drawer depth: 22<sup>7</sup>/<sub>8</sub>"

**Note:** All towers are configured from the top down with standard combinations of box and file drawers.

**Note: Drawer behind door list pricing is as follows: 1= \$255**

*Note: Series 2 Steel front doors are standard without a handle. Handles may be ordered for cupboard doors as a special.*

# Storage Towers Steel Front - Recessed Pull

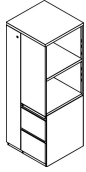
## 24" Wide Storage Towers

### 64" High

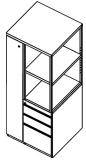
Series 2 Storage

Series 2 Steel Front Storage

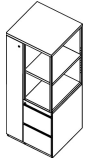
description	type	w	d	h	lock	pattern no.	P1	P2	P3
64" High Side Access Bookcase with two file drawers with wardrobe (left hand shown)	left hand	23 7/8"	23 1/2"	63 5/16"	Y	DT4WSBLH6424FFL	\$2,484.	\$2,858.	\$2,983.
	right hand	23 7/8"	23 1/2"	63 5/16"	Y	DT4WSBRH6424FFL	2,484.	2,858.	2,983.



64" High Display tower with two box and one file drawer and wardrobe (left hand shown)	left hand	23 7/8"	23 1/2"	63 5/16"	Y	DT4WBDLH6424BBFL	2,598.	2,988.	3,115.
	right hand	23 7/8"	23 1/2"	63 5/16"	Y	DT4WBDRH6424BBFL	2,598.	2,988.	3,115.



64" High Display tower with two file drawers and wardrobe (left hand shown)	left hand	23 7/8"	23 1/2"	63 5/16"	Y	DT4WBDLH6424FFL	2,506.	2,884.	3,008.
	right hand	23 7/8"	23 1/2"	63 5/16"	Y	DT4WBDRH6424FFL	2,506.	2,884.	3,008.



#### Order Code

Example:	DT4SBLH6424BBFL-117
DT4	Series 2 Steel Front, Recessed Pull
SB	Side Access Bookcase
LH	Left Hand Access
64	64" High
24	24" Wide
B	Box Drawer
B	Box Drawer
F	File Drawer
L	Locking
117	Soft Grey paint finish

#### Specification Information

For non-locking towers, deduct as follows from the list price for each unit: Deduct \$30 for (1) lock unit, \$60 for (2) lock unit, and \$75 for a (3) lock unit. Substitute the "L" suffix with an "N" within the pattern number to designate a non-locking unit, example (DT4SLH6424BBFN)

#### Application Notes

Hanging rails and other accessories are not included and must be ordered separately. Hanging rails are included with 24" and 30" wide lateral drawers only. (See *Tower Accessories for pricing and order entry information*)

Half depth adjustable shelves and coat hooks may be ordered separately allowing the cupboard and wardrobe area of the 15", 24" and 30" wide towers to support binders as well as shorter coats. (See *Tower Accessories for pricing and order entry information*)

- 15" wide Side Access and Display towers include (1) lock.
- Single door towers, double door towers, 24" wide and 30" wide Side Access and Display towers include (2) locks. (Except full-height doors which include (1) lock)
- Front Access (only) towers with wardrobe include (3) locks. (Except full-height doors with wardrobe which include (2) locks)

#### Critical Dimensions

Dimensions under, **w**, **d** and **h** are actual to the nearest 1/16"

50", 57" and 64" Tower Internal Dimensions

- Box and M drawer height: 4 5/16"
- Box and M drawer width: 12 1/16"
- Box and M drawer depth: 18 3/8"
- File drawer height: 9 1/4"
- File drawer width: 12 1/16"
- File drawer depth: 18 3/8"
- Wide drawer height: 9 7/16"
- Wide drawer width: 20 3/4"
- Wide drawer depth: 22 7/8"

**Note:** All towers are configured from the top down with standard combinations of box and file drawers.

**Note: Drawer behind door list pricing is as follows: 1= \$255**

*Note: Series 2 Steel front doors are standard without a handle. Handles may be ordered for cupboard doors as a special.*



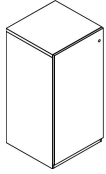
# Storage Towers Steel Front - Recessed Pull

## 24" Wide Storage Towers - Full Height Door

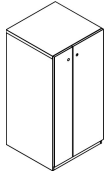
### 50" High

Series 2 Storage

description	type	w	d	h	lock	pattern no.	P1	P2	P3
50" High tower with one single (Full height door)(Left hand shown)	left hand	23 7/8"	23 1/2"	48 3/16"	Y	<b>DT4FSLH5024L</b>	\$1,560.	\$1,807.	\$1,891.
	right hand	23 7/8"	23 1/2"	48 3/16"	Y	<b>DT4FSRH5024L</b>	1,560.	1,807.	1,891.



50" High tower with wardrobe/cabinet (Full height doors)(Left hand shown)	left hand	23 7/8"	23 1/2"	48 3/16"	Y	<b>DT4FWSLH5024L</b>	1,944.	2,250.	2,351.
	right hand	23 7/8"	23 1/2"	48 3/16"	Y	<b>DT4FWSRH5024L</b>	1,944.	2,250.	2,351.



#### Order Code

Example:	<b>DT4FSLH5024L- 117</b>
<b>DT4F</b>	Series 2 Full Height Steel Door, Recessed Pull
<b>S</b>	Storage Door
<b>LH</b>	Left Hand Hinge
<b>50</b>	50" High
<b>24</b>	24" Wide
<b>L</b>	Locking
<b>117</b>	Soft Grey paint finish

#### Specification Information

For non-locking towers, deduct as follows from the list price for each unit: Deduct \$30 for (1) lock unit, \$60 for (2) lock unit, and \$75 for a (3) lock unit. Substitute the "L" suffix with an "N" within the pattern number to designate a non-locking unit, example (DT4SLH6424BBFN)

"M" drawers consisting of a box drawer body with a file drawer head are available by substituting any two "B" or any one "F" character within the pattern number, example (DT4SLH6424MFN). Multiple "M" drawers may be specified providing they equal the total modules available.

A 6" drawer, behind a cupboard door is available by adding the numeral 1 to the end of the pattern number, example (DT4SLH6424BBF1)

**Note:** 6" drawer behind doors are not available within the wardrobe portion of towers. Drawers behind doors are painted black.

*Note: Series 2 Steel front doors are standard without a handle. Handles may be ordered for cupboard doors as a special.*

#### Application Notes

Hanging rails and other accessories are not included and must be ordered separately. Hanging rails are included with 24" and 30" wide lateral drawers only. (See *Tower Accessories for pricing and order entry information*)

Half depth adjustable shelves and coat hooks may be ordered separately allowing the cupboard and wardrobe area of the 15", 24" and 30" wide towers to support binders as well as shorter coats. (See *Tower Accessories for pricing and order entry information*)

- 15" w Side Access and Display towers include (1) lock.
- Single door towers, double door towers, 24" w and 30" w Side Access and Display towers include (2) locks. (Except full-height doors which include (1) lock)
- Front Access (only) towers with wardrobe include (3) locks. (Except full-height doors with wardrobe which include (2) locks)

**Full height door towers are designed to compliment the aesthetic of Dividends Horizon storage components.**

Add a "Y" to the end of the pattern number to specify a front color that is different than the case color. P3 pricing automatically applies for all colors when utilizing this option.

#### Critical Dimensions

Dimensions under, **w**, **d** and **h** are actual to the nearest 1/16"

50", 57" and 64" Tower Internal Dimensions

- Box and M drawer height: 4 3/16"
- Box and M drawer width: 12 1/16"
- Box and M drawer depth: 18 3/8"
- File drawer height: 9 1/4"
- File drawer width: 12 1/16"
- File drawer depth: 18 3/8"
- Wide drawer height: 9 7/16"
- Wide drawer width: 20 3/4"
- Wide drawer depth: 22 7/8"

**Note:** All towers are configured from the top down with standard combinations of box and file drawers.

**Note: Drawer behind door list pricing is as follows: 1= \$255**

Full height door towers (50" h and 57" h) include one fixed shelf and one adjustable shelf. 64" h full height door tower includes one fixed shelf and two adjustable shelves.

# Storage Towers Steel Front - Recessed Pull

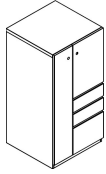
## 24" Wide Storage Towers - Full Height Door

### 50" High

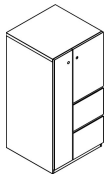
Series 2 Storage

Series 2 Steel Front Storage

description	type	w	d	h	lock	pattern no.	P1	P2	P3
50" High tower with two box and one file drawer, door, wardrobe (Left hand shown)	left hand	23 7/8"	23 1/2"	48 5/16"	Y	DT4FWSLH5024BBFL	\$2,246.	\$2,578.	\$2,690.
	right hand	23 7/8"	23 1/2"	48 5/16"	Y	DT4FWSRH5024BBFL	2,246.	2,578.	2,690.



50" High tower with two file drawers, door, wardrobe (Left hand shown)	left hand	23 7/8"	23 1/2"	48 5/16"	Y	DT4FWSLH5024FFL	2,023.	2,323.	2,420.
	right hand	23 7/8"	23 1/2"	48 5/16"	Y	DT4FWSRH5024FFL	2,023.	2,323.	2,420.



#### Order Code

Example:	DT4FSLH5024L- 117
<b>DT4F</b>	Series 2 Full Height Steel Door, Recessed Pull
<b>S</b>	Storage Door
<b>LH</b>	Left Hand Hinge
<b>50</b>	50" High
<b>24</b>	24" Wide
<b>L</b>	Locking
<b>117</b>	Soft Grey paint finish

#### Specification Information

For non-locking towers, deduct as follows from the list price for each unit: Deduct \$30 for (1) lock unit, \$60 for (2) lock unit, and \$75 for a (3) lock unit. Substitute the "L" suffix with an "N" within the pattern number to designate a non-locking unit, example (DT4SLH6424BBFN)

"M" drawers consisting of a box drawer body with a file drawer head are available by substituting any two "B" or any one "F" character within the pattern number, example (DT4SLH6424MFN). Multiple "M" drawers may be specified providing they equal the total modules available.

A 6" drawer, behind a cupboard door is available by adding the numeral 1 to the end of the pattern number, example (DT4SLH6424BBFL1)

**Note:** 6" drawer behind doors are not available within the wardrobe portion of towers. Drawers behind doors are painted black.

*Note: Series 2 Steel front doors are standard without a handle. Handles may be ordered for cupboard doors as a special.*

#### Application Notes

Hanging rails and other accessories are not included and must be ordered separately. Hanging rails are included with 24" and 30" wide lateral drawers only. (See *Tower Accessories for pricing and order entry information*)

Half depth adjustable shelves and coat hooks may be ordered separately allowing the cupboard and wardrobe area of the 15", 24" and 30" wide towers to support binders as well as shorter coats. (See *Tower Accessories for pricing and order entry information*)

- 15" w Side Access and Display towers include (1) lock.
- Single door towers, double door towers, 24" w and 30" w Side Access and Display towers include (2) locks. (Except full-height doors which include (1) lock)
- Front Access (only) towers with wardrobe include (3) locks. (Except full-height doors with wardrobe which include (2) locks)

**Full height door towers are designed to compliment the aesthetic of Dividends Horizon storage components.**

Add a "Y" to the end of the pattern number to specify a front color that is different than the case color. P3 pricing automatically applies for all colors when utilizing this option.

#### Critical Dimensions

Dimensions under, **w**, **d** and **h** are actual to the nearest 1/16"

50", 57" and 64" Tower Internal Dimensions

- Box and M drawer height: 4 5/16"
- Box and M drawer width: 12 1/16"
- Box and M drawer depth: 18 3/8"
- File drawer height: 9 1/4"
- File drawer width: 12 1/16"
- File drawer depth: 18 3/8"
- Wide drawer height: 9 7/16"
- Wide drawer width: 20 3/4"
- Wide drawer depth: 22 7/8"

**Note:** All towers are configured from the top down with standard combinations of box and file drawers.

**Note: Drawer behind door list pricing is as follows: 1= \$255**

Full height door towers (50"h and 57"h) include one fixed shelf and one adjustable shelf. 64"h full height door tower includes one fixed shelf and two adjustable shelves.

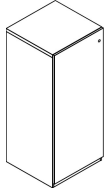
# Storage Towers Steel Front - Recessed Pull

## 24" Wide Storage Towers - Full Height Door

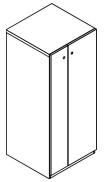
### 57" High

Series 2 Storage

description	type	w	d	h	lock	pattern no.	P1	P2	P3
57" High tower with one single (Full height door)(Left hand shown)	left hand	23 7/8"	23 1/2"	56 3/16"	Y	<b>DT4FSLH5724L</b>	\$1,614.	\$1,871.	\$1,956.
	right hand	23 7/8"	23 1/2"	56 3/16"	Y	<b>DT4FSRH5724L</b>	1,614.	1,871.	1,956.



57" High tower with wardrobe/cabinet (Full height doors)(Left hand shown)	left hand	23 7/8"	23 1/2"	56 3/16"	Y	<b>DT4FWSLH5724L</b>	1,986.	2,298.	2,401.
	right hand	23 7/8"	23 1/2"	56 3/16"	Y	<b>DT4FWSRH5724L</b>	1,986.	2,298.	2,401.



#### Order Code

Example:	<b>DT4FSLH5724L-117</b>
<b>DT4F</b>	Series 2 Full Height Steel Door, Recessed Pull
<b>S</b>	Storage Door
<b>LH</b>	Left Hand Hinge
<b>57</b>	57" High
<b>24</b>	24" Wide
<b>L</b>	Locking
<b>117</b>	Soft Grey paint finish

#### Specification Information

For non-locking towers, deduct as follows from the list price for each unit: Deduct \$30 for (1) lock unit, \$60 for (2) lock unit, and \$75 for a (3) lock unit. Substitute the "L" suffix with an "N" within the pattern number to designate a non-locking unit, example (DT4SLH6424BBFN)

"M" drawers consisting of a box drawer body with a file drawer head are available by substituting any two "B" or any one "F" character within the pattern number, example (DT4SLH6424MFN). Multiple "M" drawers may be specified providing they equal the total modules available.

A 6" drawer, behind a cupboard door is available by adding the numeral 1 to the end of the pattern number, example (DT4SLH6424BBF1)

**Note:** 6" drawer behind doors are not available within the wardrobe portion of towers. Drawers behind doors are painted black.

*Note: Series 2 Steel front doors are standard without a handle. Handles may be ordered for cupboard doors as a special.*

#### Application Notes

Hanging rails and other accessories are not included and must be ordered separately. Hanging rails are included with 24" and 30" wide lateral drawers only. (See *Tower Accessories for pricing and order entry information*)

Half depth adjustable shelves and coat hooks may be ordered separately allowing the cupboard and wardrobe area of the 15", 24" and 30" wide towers to support binders as well as shorter coats. (See *Tower Accessories for pricing and order entry information*)

- 15" w Side Access and Display towers include (1) lock.
- Single door towers, double door towers, 24" w and 30" w Side Access and Display towers include (2) locks. (Except full-height doors which include (1) lock)
- Front Access (only) towers with wardrobe include (3) locks. (Except full-height doors with wardrobe which include (2) locks)

**Full height door towers are designed to compliment the aesthetic of Dividends Horizon storage components.**

Add a "Y" to the end of the pattern number to specify a front color that is different than the case color. P3 pricing automatically applies for all colors when utilizing this option.

#### Critical Dimensions

Dimensions under, **w**, **d** and **h** are actual to the nearest 1/16"

50", 57" and 64" Tower Internal Dimensions

- Box and M drawer height: 4 3/16"
- Box and M drawer width: 12 1/16"
- Box and M drawer depth: 18 3/8"
- File drawer height: 9 1/4"
- File drawer width: 12 1/16"
- File drawer depth: 18 3/8"
- Wide drawer height: 9 7/16"
- Wide drawer width: 20 3/4"
- Wide drawer depth: 22 7/8"

**Note:** All towers are configured from the top down with standard combinations of box and file drawers.

**Note: Drawer behind door list pricing is as follows: 1= \$255**

Full height door towers (50"h and 57"h) include one fixed shelf and one adjustable shelf. 64"h full height door tower includes one fixed shelf and two adjustable shelves.

# Storage Towers Steel Front - Recessed Pull

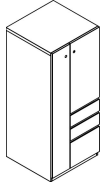
## 24" Wide Storage Towers - Full Height Door

### 57" High

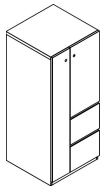
Series 2 Storage

Series 2 Steel Front Storage

description	type	w	d	h	lock	pattern no.	P1	P2	P3
57" High tower with two box and one file drawer, door, wardrobe (Left hand shown)	left hand	23 7/8"	23 1/2"	56 3/16"	Y	DT4FWSLH5724BBFL	\$2,328.	\$2,673.	\$2,787.
	right hand	23 7/8"	23 1/2"	56 3/16"	Y	DT4FWSRH5724BBFL	2,328.	2,673.	2,787.



57" High tower with two file drawers, door, wardrobe (Left hand shown)	left hand	23 7/8"	23 1/2"	56 3/16"	Y	DT4FWSLH5724FFL	2,087.	2,395.	2,496.
	right hand	23 7/8"	23 1/2"	56 3/16"	Y	DT4FWSRH5724FFL	2,087.	2,395.	2,496.



#### Order Code

Example:	DT4FSLH5724L- 117
<b>DT4F</b>	Series 2 Full Height Steel Door, Recessed Pull
<b>S</b>	Storage Door
<b>LH</b>	Left Hand Hinge
<b>57</b>	57" High
<b>24</b>	24" Wide
<b>L</b>	Locking
<b>117</b>	Soft Grey paint finish

#### Specification Information

For non-locking towers, deduct as follows from the list price for each unit: Deduct \$30 for (1) lock unit, \$60 for (2) lock unit, and \$75 for a (3) lock unit. Substitute the "L" suffix with an "N" within the pattern number to designate a non-locking unit, example (DT4SLH6424BBFN)

"M" drawers consisting of a box drawer body with a file drawer head are available by substituting any two "B" or any one "F" character within the pattern number, example (DT4SLH6424MFN). Multiple "M" drawers may be specified providing they equal the total modules available.

A 6" drawer, behind a cupboard door is available by adding the numeral 1 to the end of the pattern number, example (DT4SLH6424BBFL1)

**Note:** 6" drawer behind doors are not available within the wardrobe portion of towers. Drawers behind doors are painted black.

*Note: Series 2 Steel front doors are standard without a handle. Handles may be ordered for cupboard doors as a special.*

#### Application Notes

Hanging rails and other accessories are not included and must be ordered separately. Hanging rails are included with 24" and 30" wide lateral drawers only. (See *Tower Accessories for pricing and order entry information*)

Half depth adjustable shelves and coat hooks may be ordered separately allowing the cupboard and wardrobe area of the 15", 24" and 30" wide towers to support binders as well as shorter coats. (See *Tower Accessories for pricing and order entry information*)

- 15" w Side Access and Display towers include (1) lock.
- Single door towers, double door towers, 24" w and 30" w Side Access and Display towers include (2) locks. (Except full-height doors which include (1) lock)
- Front Access (only) towers with wardrobe include (3) locks. (Except full-height towers with wardrobe which include (2) locks)

**Full height door towers are designed to compliment the aesthetic of Dividends Horizon storage components.**

Add a "Y" to the end of the pattern number to specify a front color that is different than the case color. P3 pricing automatically applies for all colors when utilizing this option.

#### Critical Dimensions

Dimensions under, **w**, **d** and **h** are actual to the nearest 1/16"

50", 57" and 64" Tower Internal Dimensions

- Box and M drawer height: 4 3/16"
- Box and M drawer width: 12 1/16"
- Box and M drawer depth: 18 3/8"
- File drawer height: 9 1/4"
- File drawer width: 12 1/16"
- File drawer depth: 18 3/8"
- Wide drawer height: 9 7/16"
- Wide drawer width: 20 3/4"
- Wide drawer depth: 22 7/8"

**Note:** All towers are configured from the top down with standard combinations of box and file drawers.

**Note: Drawer behind door list pricing is as follows: 1= \$255**

Full height door towers (50"h and 57"h) include one fixed shelf and one adjustable shelf. 64"h full height door tower includes one fixed shelf and two adjustable shelves.

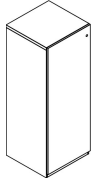
# Storage Towers Steel Front - Recessed Pull

## 24" Wide Storage Towers - Full Height Door

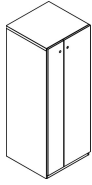
### 64" High

Series 2 Storage

description	type	w	d	h	lock	pattern no.	P1	P2	P3
64" High tower with one single (Full height door)(Left hand shown)	left hand	23 7/8"	23 1/2"	63 3/16"	Y	<b>DT4FSLH6424L</b>	\$1,638.	\$1,896.	\$1,985.
	right hand	23 7/8"	23 1/2"	63 3/16"	Y	<b>DT4FSRH6424L</b>	1,638.	1,896.	1,985.



64" High tower with wardrobe/cabinet (Full height doors)(Left hand shown)	left hand	23 7/8"	23 1/2"	63 3/16"	Y	<b>DT4FWSLH6424L</b>	2,026.	2,345.	2,452.
	right hand	23 7/8"	23 1/2"	63 3/16"	Y	<b>DT4FWSRH6424L</b>	2,026.	2,345.	2,452.



#### Order Code

Example:	<b>DT4FSLH6424L- 117</b>
<b>DT4F</b>	Series 2 Full Height Steel Door, Recessed Pull
<b>S</b>	Storage Door
<b>LH</b>	Left Hand Hinge
<b>64</b>	64" High
<b>24</b>	24" Wide
<b>L</b>	Locking
<b>117</b>	Soft Grey paint finish

#### Specification Information

For non-locking towers, deduct as follows from the list price for each unit: Deduct \$30 for (1) lock unit, \$60 for (2) lock unit, and \$75 for a (3) lock unit. Substitute the "L" suffix with an "N" within the pattern number to designate a non-locking unit, example (DT4SLH6424BBFN)

"M" drawers consisting of a box drawer body with a file drawer head are available by substituting any two "B" or any one "F" character within the pattern number, example (DT4SLH6424MFN). Multiple "M" drawers may be specified providing they equal the total modules available.

A 6" drawer, behind a cupboard door is available by adding the numeral 1 to the end of the pattern number, example (DT4SLH6424BBF1)

**Note:** 6" drawer behind doors are not available within the wardrobe portion of towers. Drawers behind doors are painted black.

*Note: Series 2 Steel front doors are standard without a handle. Handles may be ordered for cupboard doors as a special.*

#### Application Notes

Hanging rails and other accessories are not included and must be ordered separately. Hanging rails are included with 24" and 30" wide lateral drawers only. (See *Tower Accessories for pricing and order entry information*)

Half depth adjustable shelves and coat hooks may be ordered separately allowing the cupboard and wardrobe area of the 15", 24" and 30" wide towers to support binders as well as shorter coats. (See *Tower Accessories for pricing and order entry information*)

- 15" w Side Access and Display towers include (1) lock.
- Single door towers, double door towers, 24" w and 30" w Side Access and Display towers include (2) locks. (Except full-height doors which include (1) lock)
- Front Access (only) towers with wardrobe include (3) locks. (Except full-height doors with wardrobe which include (2) locks)

**Full height door towers are designed to compliment the aesthetic of Dividends Horizon storage components.**

Add a "Y" to the end of the pattern number to specify a front color that is different than the case color. P3 pricing automatically applies for all colors when utilizing this option.

#### Critical Dimensions

Dimensions under, **w**, **d** and **h** are actual to the nearest 1/16"

50", 57" and 64" Tower Internal Dimensions

- Box and M drawer height: 4 3/16"
- Box and M drawer width: 12 1/16"
- Box and M drawer depth: 18 3/8"
- File drawer height: 9 1/4"
- File drawer width: 12 1/16"
- File drawer depth: 18 3/8"
- Wide drawer height: 9 7/16"
- Wide drawer width: 20 3/4"
- Wide drawer depth: 22 7/8"

**Note:** All towers are configured from the top down with standard combinations of box and file drawers.

**Note: Drawer behind door list pricing is as follows: 1= \$255**

Full height door towers (50" h and 57" h) include one fixed shelf and one adjustable shelf. 64" h full height door tower includes one fixed shelf and two adjustable shelves.

# Storage Towers Steel Front - Recessed Pull

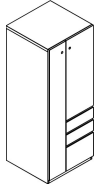
## 24" Wide Storage Towers - Full Height Door

### 64" High

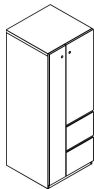
Series 2 Storage

Series 2 Steel Front Storage

description	type	w	d	h	lock	pattern no.	P1	P2	P3
64" High tower with two box and one file drawer, door, wardrobe (Left hand shown)	left hand	23 7/8"	23 1/2"	63 5/16"	Y	<b>DT4FWSLH6424BBFL</b>	\$2,343.	\$2,690.	\$2,805.
	right hand	23 7/8"	23 1/2"	63 5/16"	Y	<b>DT4FWSRH6424BBFL</b>	2,343.	2,690.	2,805.



64" High tower with two file drawers, door, wardrobe (Left hand shown)	left hand	23 7/8"	23 1/2"	63 5/16"	Y	<b>DT4FWSLH6424FFL</b>	2,095.	2,404.	2,508.
	right hand	23 7/8"	23 1/2"	63 5/16"	Y	<b>DT4FWSRH6424FFL</b>	2,095.	2,404.	2,508.



#### Order Code

Example:	<b>DT4FSLH6424L- 117</b>
<b>DT4F</b>	Series 2 Full Height Steel Door, Recessed Pull
<b>S</b>	Storage Door
<b>LH</b>	Left Hand Hinge
<b>64</b>	64" High
<b>24</b>	24" Wide
<b>L</b>	Locking
<b>117</b>	Soft Grey paint finish

#### Specification Information

For non-locking towers, deduct as follows from the list price for each unit: Deduct \$30 for (1) lock unit, \$60 for (2) lock unit, and \$75 for a (3) lock unit. Substitute the "L" suffix with an "N" within the pattern number to designate a non-locking unit, example (DT4SLH6424BBFN)

"M" drawers consisting of a box drawer body with a file drawer head are available by substituting any two "B" or any one "F" character within the pattern number, example (DT4SLH6424MFN). Multiple "M" drawers may be specified providing they equal the total modules available.

A 6" drawer, behind a cupboard door is available by adding the numeral 1 to the end of the pattern number, example (DT4SLH6424BBFL1)

**Note:** 6" drawer behind doors are not available within the wardrobe portion of towers. Drawers behind doors are painted black.

*Note: Series 2 Steel front doors are standard without a handle. Handles may be ordered for cupboard doors as a special.*

#### Application Notes

Hanging rails and other accessories are not included and must be ordered separately. Hanging rails are included with 24" and 30" wide lateral drawers only. (See *Tower Accessories for pricing and order entry information*)

Half depth adjustable shelves and coat hooks may be ordered separately allowing the cupboard and wardrobe area of the 15", 24" and 30" wide towers to support binders as well as shorter coats. (See *Tower Accessories for pricing and order entry information*)

- 15" w Side Access and Display towers include (1) lock.
- Single door towers, double door towers, 24" w and 30" w Side Access and Display towers include (2) locks. (Except full-height doors which include (1) lock)
- Front Access (only) towers with wardrobe include (3) locks. (Except full-height doors with wardrobe which include (2) locks)

**Full height door towers are designed to compliment the aesthetic of Dividends Horizon storage components.**

Add a "Y" to the end of the pattern number to specify a front color that is different than the case color. P3 pricing automatically applies for all colors when utilizing this option.

#### Critical Dimensions

Dimensions under, **w**, **d** and **h** are actual to the nearest 1/16"

50", 57" and 64" Tower Internal Dimensions

- Box and M drawer height: 4 5/16"
- Box and M drawer width: 12 1/16"
- Box and M drawer depth: 18 3/8"
- File drawer height: 9 1/4"
- File drawer width: 12 1/16"
- File drawer depth: 18 3/8"
- Wide drawer height: 9 7/16"
- Wide drawer width: 20 3/4"
- Wide drawer depth: 22 7/8"

**Note:** All towers are configured from the top down with standard combinations of box and file drawers.

**Note: Drawer behind door list pricing is as follows: 1= \$255**

Full height door towers (50"h and 57"h) include one fixed shelf and one adjustable shelf. 64"h full height door tower includes one fixed shelf and two adjustable shelves.

# Storage Towers Steel Front - Recessed Pull

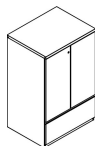
Series 2 Storage

## 30" Wide Storage Towers

### 50" High

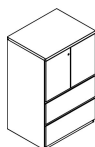
description	type	w	d	h	lock	pattern no.	P1	P2	P3
-------------	------	---	---	---	------	-------------	----	----	----

50" High Double Door tower with one wide drawer



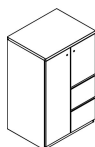
24" and 30" wide double door cabinets may be ordered with a grommet option located in the back of the case by adding a "G" between the 4th and 5th character of the pattern number, example (DT4D**G**5030WL). Add \$100 list for this option. **Note**, by adding a "G" option, the cabinet will also receive AV hinged doors.

50" High Double Door tower with two wide drawers



24" and 30" wide double door cabinets may be ordered with a grommet option located in the back of the case by adding a "G" between the 4th and 5th character of the pattern number, example (DT4D**G**5030WWL). Add \$100 list for this option. **Note**, by adding a "G" option, the cabinet will also receive AV hinged doors.

50" High tower with two file drawers and door and wardrobe (left hand shown)



	left hand	29 7/8"	23 1/2"	48 5/16"	Y	DT4WSLH5030FFL	2,155.	2,478.	2,588.
	right hand	29 7/8"	23 1/2"	48 5/16"	Y	DT4WSRH5030FFL	2,155.	2,478.	2,588.

#### Order Code

Example:	<b>DT4WSLH5030BBFL-117</b>
<b>DT4</b>	Series 2 Steel Front, Recessed Pull
<b>WS</b>	Wardrobe and Single Door
<b>LH</b>	Left Hand Access
<b>50</b>	50" High
<b>30</b>	30" Wide
<b>B</b>	Box Drawer
<b>B</b>	Box Drawer
<b>F</b>	File Drawer
<b>L</b>	Locking
<b>117</b>	Soft Grey paint finish

#### Specification Information

For non-locking towers, deduct as follows from the list price for each unit: Deduct \$30 for (1) lock unit, \$60 for (2) lock unit, and \$75 for a (3) lock unit. Substitute the "L" suffix with an "N" within the pattern number to designate a non-locking unit, example (DT4WSLH5030BBFN)

"M" drawers consisting of a box drawer body with a file drawer head are available by substituting any two "B" or any one "F" character within the pattern number, example (DT4WSLH5030MFN). Multiple "M" drawers may be specified providing they equal the total modules available. A 6" drawer, behind a cupboard door is available by adding the numeral 1 to the end of the pattern number, example (DT4WSLH6430BBFL1)

- 15" w Side Access and Display towers include (1) lock.
- Single door towers, double door towers, 24" w and 30" w Side Access and Display towers include (2) locks. (Except full-height doors which include (1) lock)
- Front Access (only) towers with wardrobe include (3) locks. (Except full-height doors with wardrobe which include (2) locks)

#### Application Notes

**Note:** 6" drawers behind doors are not available within the wardrobe portion of towers. Drawers behind doors are painted black.

**Note: Drawers behind doors list prices are as follows: 1= \$255**

#### Application Notes

Hanging rails and other accessories are not included and must be ordered separately. Hanging rails are included with 24" and 30" wide lateral drawers only. (See *Tower Accessories for pricing and order entry information*)

Half depth adjustable shelves and coat hooks may be ordered separately allowing the cupboard and wardrobe area of the 15", 24" and 30" wide towers to support binders as well as shorter coats. (See *Tower Accessories for pricing and order entry information*)

#### Critical Dimensions

Dimensions under, **w**, **d** and **h** are actual to the nearest 1/16"

50", 57" and 64" Tower Internal Dimensions

- Box and M drawer height: 4 5/16"
- Box and M drawer width: 12 1/16"
- Box and M drawer depth: 18 3/8"
- File drawer height: 9 1/4"
- File drawer width: 12 1/16"
- File drawer depth: 18 3/8"
- Wide drawer height: 9 9/16"
- Wide drawer width: 20 3/4"
- Wide drawer depth: 22 7/8"

**Note:** All towers are configured from the top down with standard combinations of box and file drawers.

# Storage Towers Steel Front - Recessed Pull

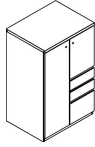
## 30" Wide Storage Towers

### 50" High

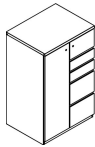
Series 2 Storage

Series 2 Steel Front Storage

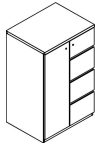
description	type	w	d	h	lock	pattern no.	P1	P2	P3
50" High tower with two box and one file drawer and door and wardrobe (left hand shown)	left hand	29 <sup>7</sup> / <sub>8</sub> "	23 <sup>1</sup> / <sub>2</sub> "	48 <sup>5</sup> / <sub>16</sub> "	Y	DT4WSLH5030BBFL	\$2,331.	\$2,679.	\$2,795.
	right hand	29 <sup>7</sup> / <sub>8</sub> "	23 <sup>1</sup> / <sub>2</sub> "	48 <sup>5</sup> / <sub>16</sub> "	Y	DT4WSRH5030BBFL	2,331.	2,679.	2,795.



50" High tower with two box and two file drawers and door and wardrobe (left hand shown)	left hand	29 <sup>7</sup> / <sub>8</sub> "	23 <sup>1</sup> / <sub>2</sub> "	48 <sup>5</sup> / <sub>16</sub> "	Y	DT4WSLH5030BBFFL	2,583.	2,969.	3,100.
	right hand	29 <sup>7</sup> / <sub>8</sub> "	23 <sup>1</sup> / <sub>2</sub> "	48 <sup>5</sup> / <sub>16</sub> "	Y	DT4WSRH5030BBFFL	2,583.	2,969.	3,100.



50" High tower with three file drawers and door and wardrobe (left hand shown)	left hand	29 <sup>7</sup> / <sub>8</sub> "	23 <sup>1</sup> / <sub>2</sub> "	48 <sup>5</sup> / <sub>16</sub> "	Y	DT4WSLH5030FFFL	2,373.	2,729.	2,847.
	right hand	29 <sup>7</sup> / <sub>8</sub> "	23 <sup>1</sup> / <sub>2</sub> "	48 <sup>5</sup> / <sub>16</sub> "	Y	DT4WSRH5030FFFL	2,373.	2,729.	2,847.



Order Code	Specification Information	Application Notes	Critical Dimensions
Example: <b>DT4WSLH5030BBFL-117</b>	<p>For non-locking towers, deduct as follows from the list price for each unit: Deduct \$30 for (1) lock unit, \$60 for (2) lock unit, and \$75 for a (3) lock unit. Substitute the "L" suffix with an "N" within the pattern number to designate a non-locking unit, example (DT4WSLH5030BBFN)</p> <p>"M" drawers consisting of a box drawer body with a file drawer head are available by substituting any two "B" or any one "F" character within the pattern number, example (DT4WSLH5030MFN). Multiple "M" drawers may be specified providing they equal the total modules available. A 6" drawer, behind a cupboard door is available by adding the numeral 1 to the end of the pattern number, example (DT4WSLH6430BBFL1)</p> <ul style="list-style-type: none"> <li>15" w Side Access and Display towers include (1) lock.</li> <li>Single door towers, double door towers, 24" w and 30" w Side Access and Display towers include (2) locks. (Except full-height doors which include (1) lock)</li> <li>Front Access (only) towers with wardrobe include (3) locks. (Except full-height doors with wardrobe which include (2) locks)</li> </ul>	<p><b>Note:</b> 6" drawers behind doors are not available within the wardrobe portion of towers. Drawers behind doors are painted black.</p> <p><b>Note: Drawers behind doors list prices are as follows: 1= \$255</b></p> <p><b>Application Notes</b></p> <p>Hanging rails and other accessories are not included and must be ordered separately. Hanging rails are included with 24" and 30" wide lateral drawers only. (See <i>Tower Accessories for pricing and order entry information</i>)</p> <p>Half depth adjustable shelves and coat hooks may be ordered separately allowing the cupboard and wardrobe area of the 15", 24" and 30" wide towers to support binders as well as shorter coats. (See <i>Tower Accessories for pricing and order entry information</i>)</p>	<p>Dimensions under, <b>w</b>, <b>d</b> and <b>h</b> are actual to the nearest <sup>1</sup>/<sub>16</sub>"</p> <p>50", 57" and 64" Tower Internal Dimensions</p> <ul style="list-style-type: none"> <li>Box and M drawer height: 4<sup>5</sup>/<sub>16</sub>"</li> <li>Box and M drawer width: 12<sup>1</sup>/<sub>16</sub>"</li> <li>Box and M drawer depth: 18<sup>3</sup>/<sub>8</sub>"</li> <li>File drawer height: 9<sup>1</sup>/<sub>4</sub>"</li> <li>File drawer width: 12<sup>1</sup>/<sub>16</sub>"</li> <li>File drawer depth: 18<sup>3</sup>/<sub>8</sub>"</li> <li>Wide drawer height: 9<sup>7</sup>/<sub>16</sub>"</li> <li>Wide drawer width: 20<sup>3</sup>/<sub>4</sub>"</li> <li>Wide drawer depth: 22<sup>7</sup>/<sub>8</sub>"</li> </ul> <p><b>Note:</b> All towers are configured from the top down with standard combinations of box and file drawers.</p>
<b>DT4</b> Series 2 Steel Front, Recessed Pull			
<b>WS</b> Wardrobe and Single Door			
<b>LH</b> Left Hand Access			
<b>50</b> 50" High			
<b>30</b> 30" Wide			
<b>B</b> Box Drawer			
<b>B</b> Box Drawer			
<b>F</b> File Drawer			
<b>L</b> Locking			
<b>117</b> Soft Grey paint finish			



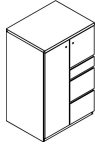
# Storage Towers Steel Front - Recessed Pull

## 30" Wide Storage Towers

### 50" High

Series 2 Storage

description	type	w	d	h	lock	pattern no.	P1	P2	P3
50" High tower with one box and two file drawers and door and wardrobe (left hand shown)	left hand	29 <sup>7</sup> / <sub>8</sub> "	23 <sup>1</sup> / <sub>2</sub> "	48 <sup>5</sup> / <sub>16</sub> "	Y	DT4WSLH5030BFFL	\$2,353.	\$2,706.	\$2,823.
	right hand	29 <sup>7</sup> / <sub>8</sub> "	23 <sup>1</sup> / <sub>2</sub> "	48 <sup>5</sup> / <sub>16</sub> "	Y	DT4WSRH5030BFFL	2,353.	2,706.	2,823.



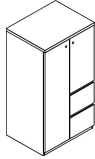
Order Code	Specification Information	Application Notes	Critical Dimensions
Example: <b>DT4WSLH5030BBFL-117</b>	<p>For non-locking towers, deduct as follows from the list price for each unit: Deduct \$30 for (1) lock unit, \$60 for (2) lock unit, and \$75 for a (3) lock unit. Substitute the "L" suffix with an "N" within the pattern number to designate a non-locking unit, example (DT4WSLH5030BBFN)</p> <p>"M" drawers consisting of a box drawer body with a file drawer head are available by substituting any two "B" or any one "F" character within the pattern number, example (DT4WSLH5030MFN). Multiple "M" drawers may be specified providing they equal the total modules available. A 6" drawer, behind a cupboard door is available by adding the numeral 1 to the end of the pattern number, example (DT4WSLH6430BBFL1)</p> <ul style="list-style-type: none"> <li>15" w Side Access and Display towers include (1) lock.</li> <li>Single door towers, double door towers, 24" w and 30" w Side Access and Display towers include (2) locks. (Except full-height doors which include (1) lock)</li> <li>Front Access (only) towers with wardrobe include (3) locks. (Except full-height doors with wardrobe which include (2) locks)</li> </ul>	<p><b>Note:</b> 6" drawers behind doors are not available within the wardrobe portion of towers. Drawers behind doors are painted black.</p> <p><b>Note: Drawers behind doors list prices are as follows: 1= \$255</b></p>	<p>Dimensions under, <b>w</b>, <b>d</b> and <b>h</b> are actual to the nearest <sup>1</sup>/<sub>16</sub>"</p> <p>50", 57" and 64" Tower Internal Dimensions</p> <ul style="list-style-type: none"> <li>Box and M drawer height: 4<sup>5</sup>/<sub>16</sub>"</li> <li>Box and M drawer width: 12<sup>1</sup>/<sub>16</sub>"</li> <li>Box and M drawer depth: 18<sup>3</sup>/<sub>8</sub>"</li> <li>File drawer height: 9<sup>1</sup>/<sub>4</sub>"</li> <li>File drawer width: 12<sup>1</sup>/<sub>16</sub>"</li> <li>File drawer depth: 18<sup>3</sup>/<sub>8</sub>"</li> <li>Wide drawer height: 9<sup>9</sup>/<sub>16</sub>"</li> <li>Wide drawer width: 20<sup>3</sup>/<sub>4</sub>"</li> <li>Wide drawer depth: 22<sup>7</sup>/<sub>8</sub>"</li> </ul> <p><b>Note:</b> All towers are configured from the top down with standard combinations of box and file drawers.</p>
<b>DT4</b> Series 2 Steel Front, Recessed Pull			
<b>WS</b> Wardrobe and Single Door			
<b>LH</b> Left Hand Access			
<b>50</b> 50" High			
<b>30</b> 30" Wide			
<b>B</b> Box Drawer			
<b>B</b> Box Drawer			
<b>F</b> File Drawer			
<b>L</b> Locking			
<b>117</b> Soft Grey paint finish			
		<p><b>Application Notes</b></p> <p>Hanging rails and other accessories are not included and must be ordered separately. Hanging rails are included with 24" and 30" wide lateral drawers only. (See <i>Tower Accessories for pricing and order entry information</i>)</p> <p>Half depth adjustable shelves and coat hooks may be ordered separately allowing the cupboard and wardrobe area of the 15", 24" and 30" wide towers to support binders as well as shorter coats. (See <i>Tower Accessories for pricing and order entry information</i>)</p>	

# Storage Towers Steel Front - Recessed Pull

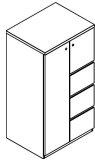
## 30" Wide Storage Towers

### 57" High

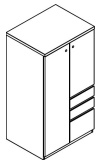
description	type	w	d	h	lock	pattern no.	P1	P2	P3
57" High tower with two file drawers and door and wardrobe (left hand shown)	left hand	29 <sup>7</sup> / <sub>8</sub> "	23 <sup>1</sup> / <sub>2</sub> "	56 <sup>3</sup> / <sub>16</sub> "	Y	DT4WSLH5730FFL	\$2,269.	\$2,608.	\$2,721.
	right hand	29 <sup>7</sup> / <sub>8</sub> "	23 <sup>1</sup> / <sub>2</sub> "	56 <sup>3</sup> / <sub>16</sub> "	Y	DT4WSRH5730FFL	2,269.	2,608.	2,721.



57" High tower with three file drawers and door and wardrobe (left hand shown)	left hand	29 <sup>7</sup> / <sub>8</sub> "	23 <sup>1</sup> / <sub>2</sub> "	56 <sup>3</sup> / <sub>16</sub> "	Y	DT4WSLH5730FFFL	2,441.	2,805.	2,928.
	right hand	29 <sup>7</sup> / <sub>8</sub> "	23 <sup>1</sup> / <sub>2</sub> "	56 <sup>3</sup> / <sub>16</sub> "	Y	DT4WSRH5730FFFL	2,441.	2,805.	2,928.



57" High tower with two box and one file drawer and door and wardrobe (left hand shown)	left hand	29 <sup>7</sup> / <sub>8</sub> "	23 <sup>1</sup> / <sub>2</sub> "	56 <sup>3</sup> / <sub>16</sub> "	Y	DT4WSLH5730BBFL	2,442.	2,805.	2,928.
	right hand	29 <sup>7</sup> / <sub>8</sub> "	23 <sup>1</sup> / <sub>2</sub> "	56 <sup>3</sup> / <sub>16</sub> "	Y	DT4WSRH5730BBFL	2,442.	2,805.	2,928.



Order Code	Specification Information	Application Notes	Critical Dimensions
Example: <b>DT4WSLH5730BBFL-117</b>	<p>For non-locking towers, deduct as follows from the list price for each unit: Deduct \$30 for (1) lock unit, \$60 for (2) lock unit, and \$75 for a (3) lock unit. Substitute the "L" suffix with an "N" within the pattern number to designate a non-locking unit, example (DT4WSLH5030BBFN)</p> <p>"M" drawers consisting of a box drawer body with a file drawer head are available by substituting any two "B" or any one "F" character within the pattern number, example (DT4WSLH5030MFN). Multiple "M" drawers may be specified providing they equal the total modules available. A 6" drawer, behind a cupboard door is available by adding the numeral 1 to the end of the pattern number, example (DT4WSLH6430BBFL1)</p> <ul style="list-style-type: none"> <li>15" w Side Access and Display towers include (1) lock.</li> <li>Single door towers, double door towers, 24" w and 30" w Side Access and Display towers include (2) locks. (Except full-height doors which include (1) lock)</li> <li>Front Access (only) towers with wardrobe include (3) locks. (Except full-height doors with wardrobe which include (2) locks)</li> </ul>	<p><b>Note:</b> 6" drawers behind doors are not available within the wardrobe portion of towers. Drawers behind doors are painted black.</p> <p><b>Note: Drawers behind doors list prices are as follows: 1= \$255</b></p> <p><b>Application Notes</b></p> <p>Hanging rails and other accessories are not included and must be ordered separately. Hanging rails are included with 24" and 30" wide lateral drawers only. (See <i>Tower Accessories for pricing and order entry information</i>)</p> <p>Half depth adjustable shelves and coat hooks may be ordered separately allowing the cupboard and wardrobe area of the 15", 24" and 30" wide towers to support binders as well as shorter coats. (See <i>Tower Accessories for pricing and order entry information</i>)</p>	<p>Dimensions under, <b>w</b>, <b>d</b> and <b>h</b> are actual to the nearest <sup>1</sup>/<sub>16</sub>"</p> <p>50", 57" and 64" Tower Internal Dimensions</p> <ul style="list-style-type: none"> <li>Box and M drawer height: 4<sup>5</sup>/<sub>16</sub>"</li> <li>Box and M drawer width: 12<sup>1</sup>/<sub>16</sub>"</li> <li>Box and M drawer depth: 18<sup>3</sup>/<sub>8</sub>"</li> <li>File drawer height: 9<sup>1</sup>/<sub>4</sub>"</li> <li>File drawer width: 12<sup>1</sup>/<sub>16</sub>"</li> <li>File drawer depth: 18<sup>3</sup>/<sub>8</sub>"</li> <li>Wide drawer height: 9<sup>9</sup>/<sub>16</sub>"</li> <li>Wide drawer width: 20<sup>3</sup>/<sub>4</sub>"</li> <li>Wide drawer depth: 22<sup>7</sup>/<sub>8</sub>"</li> </ul> <p><b>Note:</b> All towers are configured from the top down with standard combinations of box and file drawers.</p>
<b>DT4</b> Series 2 Steel Front, Recessed Pull			
<b>WS</b> Wardrobe and Single Door			
<b>LH</b> Left Hand Access			
<b>57</b> 57" High			
<b>30</b> 30" Wide			
<b>B</b> Box Drawer			
<b>B</b> Box Drawer			
<b>F</b> File Drawer			
<b>L</b> Locking			
<b>117</b> Soft Grey paint finish			

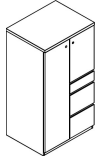
# Storage Towers Steel Front - Recessed Pull

## 30" Wide Storage Towers

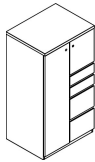
### 57" High

Series 2 Storage

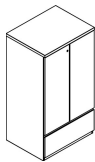
description	type	w	d	h	lock	pattern no.	P1	P2	P3
57" High tower with one box and two file drawers and door and wardrobe (left hand shown)	left hand	29 <sup>7</sup> / <sub>8</sub> "	23 <sup>1</sup> / <sub>2</sub> "	56 <sup>3</sup> / <sub>16</sub> "	Y	DT4WSLH5730BFFL	\$2,449.	\$2,818.	\$2,938.
	right hand	29 <sup>7</sup> / <sub>8</sub> "	23 <sup>1</sup> / <sub>2</sub> "	56 <sup>3</sup> / <sub>16</sub> "	Y	DT4WSRH5730BFFL	2,449.	2,818.	2,938.



57" High tower with two box and two file drawers and door and wardrobe (left hand shown)	left hand	29 <sup>7</sup> / <sub>8</sub> "	23 <sup>1</sup> / <sub>2</sub> "	56 <sup>3</sup> / <sub>16</sub> "	Y	DT4WSLH5730BBFFL	2,649.	3,049.	3,179.
	right hand	29 <sup>7</sup> / <sub>8</sub> "	23 <sup>1</sup> / <sub>2</sub> "	56 <sup>3</sup> / <sub>16</sub> "	Y	DT4WSRH5730BBFFL	2,649.	3,049.	3,179.



57" High Double Door tower with one wide drawer		29 <sup>7</sup> / <sub>8</sub> "	23 <sup>1</sup> / <sub>2</sub> "	56 <sup>3</sup> / <sub>16</sub> "	Y	DT4D5730WL	2,405.	2,764.	2,884.
-------------------------------------------------	--	----------------------------------	----------------------------------	-----------------------------------	---	------------	--------	--------	--------



24" and 30" wide double door cabinets may be ordered with a grommet option located in the back of the case by adding a "G" between the 4th and 5th character of the pattern number, example (DT4DG5730WL). Add \$100 list for this option. **Note**, by adding a "G" option, the cabinet will also receive AV hinged doors.

Order Code	Specification Information	Application Notes	Critical Dimensions	
Example: <b>DT4WSLH5730BBFL-117</b>	<p>For non-locking towers, deduct as follows from the list price for each unit: Deduct \$30 for (1) lock unit, \$60 for (2) lock unit, and \$75 for a (3) lock unit. Substitute the "L" suffix with an "N" within the pattern number to designate a non-locking unit, example (DT4WSLH5030BBFN)</p> <p>"M" drawers consisting of a box drawer body with a file drawer head are available by substituting any two "B" or any one "F" character within the pattern number, example (DT4WSLH5030MFN). Multiple "M" drawers may be specified providing they equal the total modules available. A 6" drawer, behind a cupboard door is available by adding the numeral 1 to the end of the pattern number, example (DT4WSLH6430BBFL1)</p> <ul style="list-style-type: none"> <li>15" w Side Access and Display towers include (1) lock.</li> <li>Single door towers, double door towers, 24" w and 30" w Side Access and Display towers include (2) locks. (Except full-height doors which include (1) lock)</li> <li>Front Access (only) towers with wardrobe include (3) locks. (Except full-height doors with wardrobe which include (2) locks)</li> </ul>	<p><b>Note:</b> 6" drawers behind doors are not available within the wardrobe portion of towers. Drawers behind doors are painted black.</p> <p><b>Note: Drawers behind doors list prices are as follows: 1= \$255</b></p>	<p>Dimensions under, <b>w</b>, <b>d</b> and <b>h</b> are actual to the nearest <sup>1</sup>/<sub>16</sub>"</p> <p>50", 57" and 64" Tower Internal Dimensions</p> <ul style="list-style-type: none"> <li>Box and M drawer height: 4<sup>5</sup>/<sub>16</sub>"</li> <li>Box and M drawer width: 12<sup>1</sup>/<sub>16</sub>"</li> <li>Box and M drawer depth: 18<sup>3</sup>/<sub>8</sub>"</li> <li>File drawer height: 9<sup>1</sup>/<sub>4</sub>"</li> <li>File drawer width: 12<sup>1</sup>/<sub>16</sub>"</li> <li>File drawer depth: 18<sup>3</sup>/<sub>8</sub>"</li> <li>Wide drawer height: 9<sup>7</sup>/<sub>16</sub>"</li> <li>Wide drawer width: 20<sup>3</sup>/<sub>4</sub>"</li> <li>Wide drawer depth: 22<sup>7</sup>/<sub>8</sub>"</li> </ul> <p><b>Note:</b> All towers are configured from the top down with standard combinations of box and file drawers.</p>	
<b>DT4</b> Series 2 Steel Front, Recessed Pull				<p><b>Application Notes</b></p> <p>Hanging rails and other accessories are not included and must be ordered separately. Hanging rails are included with 24" and 30" wide lateral drawers only. (See <i>Tower Accessories for pricing and order entry information</i>)</p> <p>Half depth adjustable shelves and coat hooks may be ordered separately allowing the cupboard and wardrobe area of the 15", 24" and 30" wide towers to support binders as well as shorter coats. (See <i>Tower Accessories for pricing and order entry information</i>)</p>
<b>WS</b> Wardrobe and Single Door				
<b>LH</b> Left Hand Access				
<b>57</b> 57" High				
<b>30</b> 30" Wide				
<b>B</b> Box Drawer				
<b>B</b> Box Drawer				
<b>F</b> File Drawer				
<b>L</b> Locking				
<b>117</b> Soft Grey paint finish				

# Storage Towers Steel Front - Recessed Pull

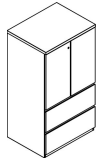
## 30" Wide Storage Towers

### 57" High

Series 2 Storage

Series 2 Steel Front Storage

description	type	w	d	h	lock	pattern no.	P1	P2	P3
57" High Double Door tower with two wide drawers		29 <sup>7</sup> / <sub>8</sub> "	23 <sup>1</sup> / <sub>2</sub> "	56 <sup>3</sup> / <sub>16</sub> "	Y	<b>DT4D5730WWL</b>	\$2,929.	\$3,366.	\$3,513.



24" and 30" wide double door cabinets may be ordered with a grommet option located in the back of the case by adding a "G" between the 4th and 5th character of the pattern number, example (DT4DG5730WWL). Add \$100 list for this option. **Note**, by adding a "G" option, the cabinet will also receive AV hinged doors.

Order Code	Specification Information	Application Notes	Critical Dimensions
Example: <b>DT4WSLH5730BBFL-117</b>	For non-locking towers, deduct as follows from the list price for each unit: Deduct \$30 for (1) lock unit, \$60 for (2) lock unit, and \$75 for a (3) lock unit. Substitute the "L" suffix with an "N" within the pattern number to designate a non-locking unit, example (DT4WSLH5030BBFN)	<b>Note:</b> 6" drawers behind doors are not available within the wardrobe portion of towers. Drawers behind doors are painted black.	Dimensions under, <b>w</b> , <b>d</b> and <b>h</b> are actual to the nearest <sup>1</sup> / <sub>16</sub> "
<b>DT4</b>	Series 2 Steel Front, Recessed Pull	<b>Note: Drawers behind doors list prices are as follows: 1= \$255</b>	50", 57" and 64" Tower Internal Dimensions
<b>WS</b>	Wardrobe and Single Door	<b>Application Notes</b>	<ul style="list-style-type: none"> <li>Box and M drawer height: 4<sup>5</sup>/<sub>16</sub>"</li> <li>Box and M drawer width: 12<sup>1</sup>/<sub>16</sub>"</li> <li>Box and M drawer depth: 18<sup>3</sup>/<sub>8</sub>"</li> <li>File drawer height: 9<sup>1</sup>/<sub>4</sub>"</li> <li>File drawer width: 12<sup>1</sup>/<sub>16</sub>"</li> <li>File drawer depth: 18<sup>3</sup>/<sub>8</sub>"</li> <li>Wide drawer height: 9<sup>9</sup>/<sub>16</sub>"</li> <li>Wide drawer width: 20<sup>3</sup>/<sub>4</sub>"</li> <li>Wide drawer depth: 22<sup>7</sup>/<sub>8</sub>"</li> </ul>
<b>LH</b>	Left Hand Access	Hanging rails and other accessories are not included and must be ordered separately. Hanging rails are included with 24" and 30" wide lateral drawers only. (See <i>Tower Accessories for pricing and order entry information</i> )	<b>Note:</b> All towers are configured from the top down with standard combinations of box and file drawers.
<b>57</b>	57" High	Half depth adjustable shelves and coat hooks may be ordered separately allowing the cupboard and wardrobe area of the 15", 24" and 30" wide towers to support binders as well as shorter coats. (See <i>Tower Accessories for pricing and order entry information</i> )	
<b>30</b>	30" Wide		
<b>B</b>	Box Drawer		
<b>B</b>	Box Drawer		
<b>F</b>	File Drawer		
<b>L</b>	Locking		
<b>117</b>	Soft Grey paint finish	<ul style="list-style-type: none"> <li>15" w Side Access and Display towers include (1) lock.</li> <li>Single door towers, double door towers, 24" w and 30" w Side Access and Display towers include (2) locks. (Except full-height doors which include (1) lock)</li> <li>Front Access (only) towers with wardrobe include (3) locks. (Except full-height doors with wardrobe which include (2) locks)</li> </ul>	

# Storage Towers Steel Front - Recessed Pull

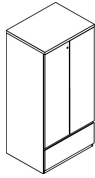
## 30" Wide Storage Towers

### 64" High

Series 2 Storage

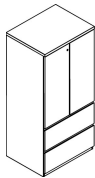
description	type	w	d	h	lock	pattern no.	P1	P2	P3
-------------	------	---	---	---	------	-------------	----	----	----

64" High Double Door tower with one wide drawer		29 <sup>7</sup> / <sub>8</sub> "	23 <sup>1</sup> / <sub>2</sub> "	63 <sup>5</sup> / <sub>16</sub> "	Y	<b>DT4D6430WL</b>	\$2,455.	\$2,824.	\$2,948.
-------------------------------------------------	--	----------------------------------	----------------------------------	-----------------------------------	---	-------------------	----------	----------	----------



24" and 30" wide double door cabinets may be ordered with a grommet option located in the back of the case by adding a "G" between the 4th and 5th character of the pattern number, example (DT4D**G**6430WL). Add \$100 list for this option. **Note**, by adding a "G" option, the cabinet will also receive AV hinged doors.

64" High Double Door tower with two wide drawers		29 <sup>7</sup> / <sub>8</sub> "	23 <sup>1</sup> / <sub>2</sub> "	63 <sup>5</sup> / <sub>16</sub> "	Y	<b>DT4D6430WWL</b>	2,949.	3,392.	3,536.
--------------------------------------------------	--	----------------------------------	----------------------------------	-----------------------------------	---	--------------------	--------	--------	--------



24" and 30" wide double door cabinets may be ordered with a grommet option located in the back of the case by adding a "G" between the 4th and 5th character of the pattern number, example (DT4D**G**6430WWL). Add \$100 list for this option. **Note**, by adding a "G" option, the cabinet will also receive AV hinged doors.

Order Code	Specification Information	Application Notes	Critical Dimensions
Example: <b>DT4WSLH6430BBFL-117</b>	For non-locking towers, deduct as follows from the list price for each unit: Deduct \$30 for (1) lock unit, \$60 for (2) lock unit, and \$75 for a (3) lock unit. Substitute the "L" suffix with an "N" within the pattern number to designate a non-locking unit, example (DT4WSLH5030BBFN)	<b>Note:</b> 6" drawers behind doors are not available within the wardrobe portion of towers. Drawers behind doors are painted black.	Dimensions under, <b>w</b> , <b>d</b> and <b>h</b> are actual to the nearest <sup>1</sup> / <sub>16</sub> "
<b>DT4</b>	Series 2 Steel Front, Recessed Pull	<b>Note: Drawers behind doors list prices are as follows: 1= \$255</b>	50", 57" and 64" Tower Internal Dimensions
<b>WS</b>	Wardrobe and Single Door	<b>Application Notes</b>	<ul style="list-style-type: none"> <li>Box and M drawer height: 4<sup>5</sup>/<sub>16</sub>"</li> <li>Box and M drawer width: 12<sup>1</sup>/<sub>16</sub>"</li> <li>Box and M drawer depth: 18<sup>3</sup>/<sub>8</sub>"</li> <li>File drawer height: 9<sup>1</sup>/<sub>4</sub>"</li> <li>File drawer width: 12<sup>1</sup>/<sub>16</sub>"</li> <li>File drawer depth: 18<sup>3</sup>/<sub>8</sub>"</li> <li>Wide drawer height: 9<sup>7</sup>/<sub>16</sub>"</li> <li>Wide drawer width: 20<sup>3</sup>/<sub>4</sub>"</li> <li>Wide drawer depth: 22<sup>7</sup>/<sub>8</sub>"</li> </ul>
<b>LH</b>	Left Hand Access	Hanging rails and other accessories are not included and must be ordered separately. Hanging rails are included with 24" and 30" wide lateral drawers only. (See <i>Tower Accessories for pricing and order entry information</i> )	<b>Note:</b> All towers are configured from the top down with standard combinations of box and file drawers.
<b>64</b>	64" High	Half depth adjustable shelves and coat hooks may be ordered separately allowing the cupboard and wardrobe area of the 15", 24" and 30" wide towers to support binders as well as shorter coats. (See <i>Tower Accessories for pricing and order entry information</i> )	
<b>30</b>	30" Wide		
<b>B</b>	Box Drawer		
<b>B</b>	Box Drawer		
<b>F</b>	File Drawer		
<b>L</b>	Locking		
<b>117</b>	Soft Grey paint finish	<ul style="list-style-type: none"> <li>15" w Side Access and Display towers include (1) lock.</li> <li>Single door towers, double door towers, 24" w and 30" w Side Access and Display towers include (2) locks. (Except full-height doors which include (1) lock)</li> <li>Front Access (only) towers with wardrobe include (3) locks. (Except full-height doors with wardrobe which include (2) locks)</li> </ul>	

# Storage Towers Steel Front - Recessed Pull

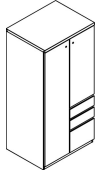
## 30" Wide Storage Towers

### 64" High

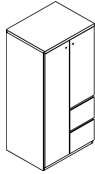
Series 2 Storage

Series 2 Steel Front Storage

description	type	w	d	h	lock	pattern no.	P1	P2	P3
64" High tower with two box and one file drawer and door and wardrobe (left hand shown)	left hand	29 <sup>7</sup> / <sub>8</sub> "	23 <sup>1</sup> / <sub>2</sub> "	63 <sup>5</sup> / <sub>16</sub> "	Y	DT4WSLH6430BBFL	\$2,484.	\$2,858.	\$2,983.
	right hand	29 <sup>7</sup> / <sub>8</sub> "	23 <sup>1</sup> / <sub>2</sub> "	63 <sup>5</sup> / <sub>16</sub> "	Y	DT4WSRH6430BBFL	2,484.	2,858.	2,983.



64" High tower with two file drawers and door and wardrobe (left hand shown)	left hand	29 <sup>7</sup> / <sub>8</sub> "	23 <sup>1</sup> / <sub>2</sub> "	63 <sup>5</sup> / <sub>16</sub> "	Y	DT4WSLH6430FFL	2,319.	2,666.	2,782.
	right hand	29 <sup>7</sup> / <sub>8</sub> "	23 <sup>1</sup> / <sub>2</sub> "	63 <sup>5</sup> / <sub>16</sub> "	Y	DT4WSRH6430FFL	2,319.	2,666.	2,782.



Order Code	Specification Information	Application Notes	Critical Dimensions	
Example: <b>DT4WSLH6430BBFL-117</b>	<p>For non-locking towers, deduct as follows from the list price for each unit: Deduct \$30 for (1) lock unit, \$60 for (2) lock unit, and \$75 for a (3) lock unit. Substitute the "L" suffix with an "N" within the pattern number to designate a non-locking unit, example (DT4WSLH5030BBFN)</p> <p>"M" drawers consisting of a box drawer body with a file drawer head are available by substituting any two "B" or any one "F" character within the pattern number, example (DT4WSLH5030MFN). Multiple "M" drawers may be specified providing they equal the total modules available. A 6" drawer, behind a cupboard door is available by adding the numeral 1 to the end of the pattern number, example (DT4WSLH6430BBFL1)</p> <ul style="list-style-type: none"> <li>15" w Side Access and Display towers include (1) lock.</li> <li>Single door towers, double door towers, 24" w and 30" w Side Access and Display towers include (2) locks. (Except full-height doors which include (1) lock)</li> <li>Front Access (only) towers with wardrobe include (3) locks. (Except full-height doors with wardrobe which include (2) locks)</li> </ul>	<p><b>Note:</b> 6" drawers behind doors are not available within the wardrobe portion of towers. Drawers behind doors are painted black.</p> <p><b>Note: Drawers behind doors list prices are as follows: 1= \$255</b></p> <p><b>Application Notes</b></p> <p>Hanging rails and other accessories are not included and must be ordered separately. Hanging rails are included with 24" and 30" wide lateral drawers only. (See <i>Tower Accessories for pricing and order entry information</i>)</p> <p>Half depth adjustable shelves and coat hooks may be ordered separately allowing the cupboard and wardrobe area of the 15", 24" and 30" wide towers to support binders as well as shorter coats. (See <i>Tower Accessories for pricing and order entry information</i>)</p>	<p>Dimensions under, <b>w</b>, <b>d</b> and <b>h</b> are actual to the nearest <sup>1</sup>/<sub>16</sub>"</p> <p>50", 57" and 64" Tower Internal Dimensions</p> <ul style="list-style-type: none"> <li>Box and M drawer height: 4<sup>5</sup>/<sub>16</sub>"</li> <li>Box and M drawer width: 12<sup>1</sup>/<sub>16</sub>"</li> <li>Box and M drawer depth: 18<sup>3</sup>/<sub>8</sub>"</li> <li>File drawer height: 9<sup>1</sup>/<sub>4</sub>"</li> <li>File drawer width: 12<sup>1</sup>/<sub>16</sub>"</li> <li>File drawer depth: 18<sup>3</sup>/<sub>8</sub>"</li> <li>Wide drawer height: 9<sup>9</sup>/<sub>16</sub>"</li> <li>Wide drawer width: 20<sup>3</sup>/<sub>4</sub>"</li> <li>Wide drawer depth: 22<sup>7</sup>/<sub>8</sub>"</li> </ul> <p><b>Note:</b> All towers are configured from the top down with standard combinations of box and file drawers.</p>	
<b>DT4</b>				Series 2 Steel Front, Recessed Pull
<b>WS</b>				Wardrobe and Single Door
<b>LH</b>				Left Hand Access
<b>64</b>				64" High
<b>30</b>				30" Wide
<b>B</b>				Box Drawer
<b>B</b>				Box Drawer
<b>F</b>				File Drawer
<b>L</b>				Locking
<b>117</b>				Soft Grey paint finish

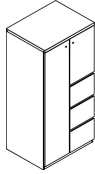
# Storage Towers Steel Front - Recessed Pull

## 30" Wide Storage Towers

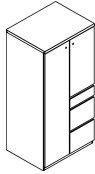
### 64" High

Series 2 Storage

description	type	w	d	h	lock	pattern no.	P1	P2	P3
64" High tower with three file drawers and door and wardrobe (left hand shown)	left hand	29 <sup>7</sup> / <sub>8</sub> "	23 <sup>1</sup> / <sub>2</sub> "	63 <sup>5</sup> / <sub>16</sub> "	Y	<b>DT4WSLH6430FFFL</b>	\$2,506.	\$2,884.	\$3,008.
	right hand	29 <sup>7</sup> / <sub>8</sub> "	23 <sup>1</sup> / <sub>2</sub> "	63 <sup>5</sup> / <sub>16</sub> "	Y	<b>DT4WSRH6430FFFL</b>	2,506.	2,884.	3,008.



64" High tower with one box and two file drawers and door and wardrobe (left hand shown)	left hand	29 <sup>7</sup> / <sub>8</sub> "	23 <sup>1</sup> / <sub>2</sub> "	63 <sup>5</sup> / <sub>16</sub> "	Y	<b>DT4WSLH6430BFFL</b>	2,517.	2,895.	3,022.
	right hand	29 <sup>7</sup> / <sub>8</sub> "	23 <sup>1</sup> / <sub>2</sub> "	63 <sup>5</sup> / <sub>16</sub> "	Y	<b>DT4WSRH6430BFFL</b>	2,517.	2,895.	3,022.



Order Code	Specification Information	Application Notes	Critical Dimensions
Example: <b>DT4WSLH6430BBFL-117</b>	<p>For non-locking towers, deduct as follows from the list price for each unit: Deduct \$30 for (1) lock unit, \$60 for (2) lock unit, and \$75 for a (3) lock unit. Substitute the "L" suffix with an "N" within the pattern number to designate a non-locking unit, example (DT4WSLH5030BBFN)</p> <p>"M" drawers consisting of a box drawer body with a file drawer head are available by substituting any two "B" or any one "F" character within the pattern number, example (DT4WSLH5030MFN). Multiple "M" drawers may be specified providing they equal the total modules available. A 6" drawer, behind a cupboard door is available by adding the numeral 1 to the end of the pattern number, example (DT4WSLH6430BBFL1)</p> <ul style="list-style-type: none"> <li>• 15" w Side Access and Display towers include (1) lock.</li> <li>• Single door towers, double door towers, 24" w and 30" w Side Access and Display towers include (2) locks. (Except full-height doors which include (1) lock)</li> <li>• Front Access (only) towers with wardrobe include (3) locks. (Except full-height doors with wardrobe which include (2) locks)</li> </ul>	<p><b>Note:</b> 6" drawers behind doors are not available within the wardrobe portion of towers. Drawers behind doors are painted black.</p> <p><b>Note: Drawers behind doors list prices are as follows: 1= \$255</b></p>	<p>Dimensions under, <b>w</b>, <b>d</b> and <b>h</b> are actual to the nearest <sup>1</sup>/<sub>16</sub>"</p> <p>50", 57" and 64" Tower Internal Dimensions</p> <ul style="list-style-type: none"> <li>• Box and M drawer height: 4<sup>5</sup>/<sub>16</sub>"</li> <li>• Box and M drawer width: 12<sup>1</sup>/<sub>16</sub>"</li> <li>• Box and M drawer depth: 18<sup>3</sup>/<sub>8</sub>"</li> <li>• File drawer height: 9<sup>1</sup>/<sub>4</sub>"</li> <li>• File drawer width: 12<sup>1</sup>/<sub>16</sub>"</li> <li>• File drawer depth: 18<sup>3</sup>/<sub>8</sub>"</li> <li>• Wide drawer height: 9<sup>9</sup>/<sub>16</sub>"</li> <li>• Wide drawer width: 20<sup>3</sup>/<sub>4</sub>"</li> <li>• Wide drawer depth: 22<sup>7</sup>/<sub>8</sub>"</li> </ul> <p><b>Note:</b> All towers are configured from the top down with standard combinations of box and file drawers.</p>
<b>DT4</b> Series 2 Steel Front, Recessed Pull		<p><b>Application Notes</b></p> <p>Hanging rails and other accessories are not included and must be ordered separately. Hanging rails are included with 24" and 30" wide lateral drawers only. (See <i>Tower Accessories for pricing and order entry information</i>)</p> <p>Half depth adjustable shelves and coat hooks may be ordered separately allowing the cupboard and wardrobe area of the 15", 24" and 30" wide towers to support binders as well as shorter coats. (See <i>Tower Accessories for pricing and order entry information</i>)</p>	
<b>WS</b> Wardrobe and Single Door			
<b>LH</b> Left Hand Access			
<b>64</b> 64" High			
<b>30</b> 30" Wide			
<b>B</b> Box Drawer			
<b>B</b> Box Drawer			
<b>F</b> File Drawer			
<b>L</b> Locking			
<b>117</b> Soft Grey paint finish			

# Storage Towers Steel Front - Recessed Pull

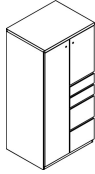
## 30" Wide Storage Towers

### 64" High

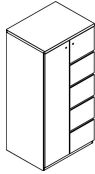
Series 2 Storage

Series 2 Steel Front Storage

description	type	w	d	h	lock	pattern no.	P1	P2	P3
64" High tower with two box and two file drawers and door and wardrobe (left hand shown)	left hand	29 <sup>7</sup> / <sub>8</sub> "	23 <sup>1</sup> / <sub>2</sub> "	63 <sup>5</sup> / <sub>16</sub> "	Y	DT4WSLH6430BBFFL	\$2,717.	\$3,124.	\$3,262.
	right hand	29 <sup>7</sup> / <sub>8</sub> "	23 <sup>1</sup> / <sub>2</sub> "	63 <sup>5</sup> / <sub>16</sub> "	Y	DT4WSRH6430BBFFL	2,717.	3,124.	3,262.



64" High tower with four file drawers and door and wardrobe (left hand shown)	left hand	29 <sup>7</sup> / <sub>8</sub> "	23 <sup>1</sup> / <sub>2</sub> "	63 <sup>5</sup> / <sub>16</sub> "	Y	DT4WSLH6430FFFFL	2,751.	3,164.	3,303.
	right hand	29 <sup>7</sup> / <sub>8</sub> "	23 <sup>1</sup> / <sub>2</sub> "	63 <sup>5</sup> / <sub>16</sub> "	Y	DT4WSRH6430FFFFL	2,751.	3,164.	3,303.



Order Code	Specification Information	Application Notes	Critical Dimensions	
Example: <b>DT4WSLH6430BBFL-117</b>	<p>For non-locking towers, deduct as follows from the list price for each unit: Deduct \$30 for (1) lock unit, \$60 for (2) lock unit, and \$75 for a (3) lock unit. Substitute the "L" suffix with an "N" within the pattern number to designate a non-locking unit, example (DT4WSLH5030BBFN)</p> <p>"M" drawers consisting of a box drawer body with a file drawer head are available by substituting any two "B" or any one "F" character within the pattern number, example (DT4WSLH5030MFN). Multiple "M" drawers may be specified providing they equal the total modules available. A 6" drawer, behind a cupboard door is available by adding the numeral 1 to the end of the pattern number, example (DT4WSLH6430BBFL1)</p> <ul style="list-style-type: none"> <li>15" w Side Access and Display towers include (1) lock.</li> <li>Single door towers, double door towers, 24" w and 30" w Side Access and Display towers include (2) locks. (Except full-height doors which include (1) lock)</li> <li>Front Access (only) towers with wardrobe include (3) locks. (Except full-height doors with wardrobe which include (2) locks)</li> </ul>	<p><b>Note:</b> 6" drawers behind doors are not available within the wardrobe portion of towers. Drawers behind doors are painted black.</p> <p><b>Note: Drawers behind doors list prices are as follows: 1= \$255</b></p> <p><b>Application Notes</b></p> <p>Hanging rails and other accessories are not included and must be ordered separately. Hanging rails are included with 24" and 30" wide lateral drawers only. (See <i>Tower Accessories for pricing and order entry information</i>)</p> <p>Half depth adjustable shelves and coat hooks may be ordered separately allowing the cupboard and wardrobe area of the 15", 24" and 30" wide towers to support binders as well as shorter coats. (See <i>Tower Accessories for pricing and order entry information</i>)</p>	<p>Dimensions under, <b>w</b>, <b>d</b> and <b>h</b> are actual to the nearest <sup>1</sup>/<sub>16</sub>"</p> <p>50", 57" and 64" Tower Internal Dimensions</p> <ul style="list-style-type: none"> <li>Box and M drawer height: 4<sup>5</sup>/<sub>16</sub>"</li> <li>Box and M drawer width: 12<sup>1</sup>/<sub>16</sub>"</li> <li>Box and M drawer depth: 18<sup>3</sup>/<sub>8</sub>"</li> <li>File drawer height: 9<sup>1</sup>/<sub>4</sub>"</li> <li>File drawer width: 12<sup>1</sup>/<sub>16</sub>"</li> <li>File drawer depth: 18<sup>3</sup>/<sub>8</sub>"</li> <li>Wide drawer height: 9<sup>9</sup>/<sub>16</sub>"</li> <li>Wide drawer width: 20<sup>3</sup>/<sub>4</sub>"</li> <li>Wide drawer depth: 22<sup>7</sup>/<sub>8</sub>"</li> </ul> <p><b>Note:</b> All towers are configured from the top down with standard combinations of box and file drawers.</p>	
<b>DT4</b>				Series 2 Steel Front, Recessed Pull
<b>WS</b>				Wardrobe and Single Door
<b>LH</b>				Left Hand Access
<b>64</b>				64" High
<b>30</b>				30" Wide
<b>B</b>				Box Drawer
<b>B</b>				Box Drawer
<b>F</b>				File Drawer
<b>L</b>				Locking
<b>117</b>				Soft Grey paint finish



# Storage Towers Steel Front - Series 2 Pull

## 15" Wide Storage Towers

### 42" High

Series 2 Storage

description	type	w	d	h	lock	pattern no.	P1	P2	P3
42" High Side Access Bookcase tower with two box and one file drawer (right hand shown)	left hand	14 7/8"	23 1/2"	41 5/16"	Y	DT3SBLH4215BBFL	\$1,666.	\$1,915.	\$1,998.
	right hand	14 7/8"	23 1/2"	41 5/16"	Y	DT3SBRH4215BBFL	1,666.	1,915.	1,998.



42" High Side Access Bookcase tower with two file drawers (right hand shown)	left hand	14 7/8"	23 1/2"	41 5/16"	Y	DT3SBLH4215FFL	1,587.	1,829.	1,907.
	right hand	14 7/8"	23 1/2"	41 5/16"	Y	DT3SBRH4215FFL	1,587.	1,829.	1,907.



#### Order Code

Example:	DT3SBLH4215BBFL-117
DT3	Series 2 Steel Front, Series 2 Pull
SB	Side Access Bookcase
LH	Left Hand Access
42	42" High
15	15" Wide
B	Box Drawer
B	Box Drawer
F	File Drawer
L	Locking
117	Soft Grey paint finish

#### Specification Information

For non-locking towers, deduct as follows from the list price for each unit: Deduct \$30 for (1) lock unit, \$60 for (2) lock unit, and \$75 for a (3) lock unit. Substitute the "L" suffix with an "N" within the pattern number to designate a non-locking unit, example (DT3SLH5015BBFN)

"M" drawers consisting of a box drawer body with a file drawer head are available by substituting any two "B" or any one "F" character within the pattern number, example (DT3SLH5015MFN). Multiple "M" drawers may be specified providing they equal the total modules available.

A 6" drawer, behind a cupboard door is available by adding the numeral 1 to the end of the pattern number, example (DT3SLH6415BBFL1)

**Note:** 6" drawers behind doors are not available within the wardrobe portion of towers. Drawers behind doors are painted black.

**Note: Drawer behind door list pricing is as follows: 1= \$255**

#### Application Notes

Hanging rails and other accessories are not included and must be ordered separately. Hanging rails are included with 24" and 30" wide lateral drawers only. (See *Tower Accessories for pricing and order entry information*)

Half depth adjustable shelves and coat hooks may be ordered separately allowing the cupboard area of the 15", 24" and 30" wide towers to support binders as well as shorter coats. (See *Tower Accessories for pricing and order entry information*) *Note: Series 2 Steel front doors are standard without a handle. Handles may be ordered for cupboard doors as a special.*

- 15" w Side Access and Display towers include (1) lock.
- Single door towers, double door towers, 24" w and 30" w Side Access and Display towers include (2) locks. (Except full-height doors which include (1) lock)
- Front Access (only) towers with wardrobe include (3) locks. (Except full-height doors with wardrobe which include (2) locks)

Single door tower (50" h and 57" h) with no drawers include one fixed shelf and one adjustable shelf. 64" h includes one fixed shelf and two adjustable shelves. Fixed shelf is positioned just below worksurface height.

#### Critical Dimensions

Dimensions under, **w**, **d** and **h** are actual to the nearest 1/16"

42", 50", 57" and 64" Tower Internal Dimensions

- Box and M drawer height: 4 5/16"
- Box and M drawer width: 12 1/16"
- Box and M drawer depth: 18 3/8"
- File drawer height: 9 1/4"
- File drawer width: 12 1/16"
- File drawer depth: 18 3/8"

**Note:** All towers are configured from the top down with standard combinations of box and file drawers.

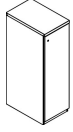
# Storage Towers Steel Front - Series 2 Pull

## 15" Wide Storage Towers

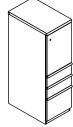
### 50" High

Series 2 Storage

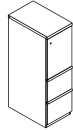
description	type	w	d	h	lock	pattern no.	P1	P2	P3
50" High Single Door tower with no drawers (right hand shown)	left hand	14 <sup>7</sup> / <sub>8</sub> "	23 <sup>1</sup> / <sub>2</sub> "	48 <sup>5</sup> / <sub>16</sub> "	Y	DT3SLH5015L	\$1,833.	\$1,985.	\$2,218.
	right hand	14 <sup>7</sup> / <sub>8</sub> "	23 <sup>1</sup> / <sub>2</sub> "	48 <sup>5</sup> / <sub>16</sub> "	Y	DT3SRH5015L	1,833.	1,985.	2,218.



50" High Single Door tower with two box and one file drawer (right hand shown)	left hand	14 <sup>7</sup> / <sub>8</sub> "	23 <sup>1</sup> / <sub>2</sub> "	48 <sup>5</sup> / <sub>16</sub> "	Y	DT3SLH5015BBFL	1,951.	2,244.	2,342.
	right hand	14 <sup>7</sup> / <sub>8</sub> "	23 <sup>1</sup> / <sub>2</sub> "	48 <sup>5</sup> / <sub>16</sub> "	Y	DT3SRH5015BBFL	1,951.	2,244.	2,342.



50" High Single Door tower with two file drawers (right hand shown)	left hand	14 <sup>7</sup> / <sub>8</sub> "	23 <sup>1</sup> / <sub>2</sub> "	48 <sup>5</sup> / <sub>16</sub> "	Y	DT3SLH5015FFL	1,760.	2,024.	2,110.
	right hand	14 <sup>7</sup> / <sub>8</sub> "	23 <sup>1</sup> / <sub>2</sub> "	48 <sup>5</sup> / <sub>16</sub> "	Y	DT3SRH5015FFL	1,760.	2,024.	2,110.



#### Order Code

Example:	DT3SBLH5015BBFL-117
DT3	Series 2 Steel Front, Series 2 Pull
SB	Side Access Bookcase
LH	Left Hand Access
50	50" High
15	15" Wide
B	Box Drawer
B	Box Drawer
F	File Drawer
L	Locking
117	Soft Grey paint finish

#### Specification Information

For non-locking towers, deduct as follows from the list price for each unit: Deduct \$30 for (1) lock unit, \$60 for (2) lock unit, and \$75 for a (3) lock unit. Substitute the "L" suffix with an "N" within the pattern number to designate a non-locking unit, example (DT3SLH5015BBFN)

#### Application Notes

Hanging rails and other accessories are not included and must be ordered separately. Hanging rails are included with 24" and 30" wide lateral drawers only. (See *Tower Accessories for pricing and order entry information*)

Half depth adjustable shelves and coat hooks may be ordered separately allowing the cupboard area of the 15", 24" and 30" wide towers to support binders as well as shorter coats. (See *Tower Accessories for pricing and order entry information*) Note: Series 2 Steel front doors are standard without a handle. Handles may be ordered for cupboard doors as a special.

- 15" w Side Access and Display towers include (1) lock.
- Single door towers, double door towers, 24" w and 30" w Side Access and Display towers include (2) locks. (Except full-height doors which include (1) lock)
- Front Access (only) towers with wardrobe include (3) locks. (Except full-height doors with wardrobe which include (2) locks)

Single door tower (50" h and 57" h) with no drawers include one fixed shelf and one adjustable shelf. 64" h includes one fixed shelf and two adjustable shelves. Fixed shelf is positioned just below worksurface height.

#### Critical Dimensions

Dimensions under, **w**, **d** and **h** are actual to the nearest 1/16"

42", 50", 57" and 64" Tower Internal Dimensions

- Box and M drawer height: 4<sup>5</sup>/<sub>16</sub>"
- Box and M drawer width: 12<sup>1</sup>/<sub>16</sub>"
- Box and M drawer depth: 18<sup>3</sup>/<sub>8</sub>"
- File drawer height: 9<sup>1</sup>/<sub>4</sub>"
- File drawer width: 12<sup>1</sup>/<sub>16</sub>"
- File drawer depth: 18<sup>3</sup>/<sub>8</sub>"

**Note:** All towers are configured from the top down with standard combinations of box and file drawers.

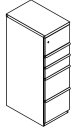
# Storage Towers Steel Front - Series 2 Pull

Series 2 Storage

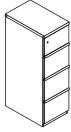
## 15" Wide Storage Towers

## 50" High

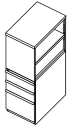
description	type	w	d	h	lock	pattern no.	P1	P2	P3
50" High Single Door tower with two box and two file drawers (right hand shown)	left hand	14 <sup>7</sup> / <sub>8</sub> "	23 <sup>1</sup> / <sub>2</sub> "	48 <sup>5</sup> / <sub>16</sub> "	Y	DT3SLH5015BBFFL	\$2,135.	\$2,455.	\$2,565.
	right hand	14 <sup>7</sup> / <sub>8</sub> "	23 <sup>1</sup> / <sub>2</sub> "	48 <sup>5</sup> / <sub>16</sub> "	Y	DT3SRH5015BBFFL	2,135.	2,455.	2,565.



50" High Single Door tower with three file drawers (right hand shown)	left hand	14 <sup>7</sup> / <sub>8</sub> "	23 <sup>1</sup> / <sub>2</sub> "	48 <sup>5</sup> / <sub>16</sub> "	Y	DT3SLH5015FFFL	1,975.	2,270.	2,370.
	right hand	14 <sup>7</sup> / <sub>8</sub> "	23 <sup>1</sup> / <sub>2</sub> "	48 <sup>5</sup> / <sub>16</sub> "	Y	DT3SRH5015FFFL	1,975.	2,270.	2,370.



50" High Side Access Bookcase tower with two box and one file drawer (right hand shown)	left hand	14 <sup>7</sup> / <sub>8</sub> "	23 <sup>1</sup> / <sub>2</sub> "	48 <sup>5</sup> / <sub>16</sub> "	Y	DT3SBLH5015BBFL	1,757.	2,017.	2,106.
	right hand	14 <sup>7</sup> / <sub>8</sub> "	23 <sup>1</sup> / <sub>2</sub> "	48 <sup>5</sup> / <sub>16</sub> "	Y	DT3SBRH5015BBFL	1,757.	2,017.	2,106.



### Order Code

Example:	DT3SBLH5015BBFL-117
DT3	Series 2 Steel Front, Series 2 Pull
SB	Side Access Bookcase
LH	Left Hand Access
50	50" High
15	15" Wide
B	Box Drawer
B	Box Drawer
F	File Drawer
L	Locking
117	Soft Grey paint finish

### Specification Information

For non-locking towers, deduct as follows from the list price for each unit: Deduct \$30 for (1) lock unit, \$60 for (2) lock unit, and \$75 for a (3) lock unit. Substitute the "L" suffix with an "N" within the pattern number to designate a non-locking unit, example (DT3SLH5015BBFN)

"M" drawers consisting of a box drawer body with a file drawer head are available by substituting any two "B" or any one "F" character within the pattern number, example (DT3SLH5015MFN). Multiple "M" drawers may be specified providing they equal the total modules available.

A 6" drawer, behind a cupboard door is available by adding the numeral 1 to the end of the pattern number, example (DT3SLH6415BBFL1)

**Note:** 6" drawers behind doors are not available within the wardrobe portion of towers. Drawers behind doors are painted black.

**Note: Drawer behind door list pricing is as follows: 1= \$255**

### Application Notes

Hanging rails and other accessories are not included and must be ordered separately. Hanging rails are included with 24" and 30" wide lateral drawers only. (See *Tower Accessories for pricing and order entry information*)

Half depth adjustable shelves and coat hooks may be ordered separately allowing the cupboard area of the 15", 24" and 30" wide towers to support binders as well as shorter coats. (See *Tower Accessories for pricing and order entry information*)*Note: Series 2 Steel front doors are standard without a handle. Handles may be ordered for cupboard doors as a special.*

- 15" w Side Access and Display towers include (1) lock.
- Single door towers, double door towers, 24" w and 30" w Side Access and Display towers include (2) locks. (Except full-height doors which include (1) lock)
- Front Access (only) towers with wardrobe include (3) locks. (Except full-height doors with wardrobe which include (2) locks)

Single door tower (50" h and 57" h) with no drawers include one fixed shelf and one adjustable shelf. 64" h includes one fixed shelf and two adjustable shelves. Fixed shelf is positioned just below worksurface height.

### Critical Dimensions

Dimensions under, **w**, **d** and **h** are actual to the nearest <sup>1</sup>/<sub>16</sub>"

42", 50", 57" and 64" Tower Internal Dimensions

- Box and M drawer height: 4<sup>5</sup>/<sub>16</sub>"
- Box and M drawer width: 12<sup>1</sup>/<sub>16</sub>"
- Box and M drawer depth: 18<sup>3</sup>/<sub>8</sub>"
- File drawer height: 9<sup>1</sup>/<sub>4</sub>"
- File drawer width: 12<sup>1</sup>/<sub>16</sub>"
- File drawer depth: 18<sup>3</sup>/<sub>8</sub>"

**Note:** All towers are configured from the top down with standard combinations of box and file drawers.

# Storage Towers Steel Front - Series 2 Pull

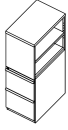
## 15" Wide Storage Towers

### 50" High

Series 2 Storage

Series 2 Steel Front Storage

description	type	w	d	h	lock	pattern no.	P1	P2	P3
50" High Side Access Bookcase tower with two file drawers (right hand shown)	left hand	14 <sup>7</sup> / <sub>8</sub> "	23 <sup>1</sup> / <sub>2</sub> "	48 <sup>5</sup> / <sub>16</sub> "	Y	<b>DT3SBLH5015FFL</b>	\$1,666.	\$1,915.	\$1,998.
	right hand	14 <sup>7</sup> / <sub>8</sub> "	23 <sup>1</sup> / <sub>2</sub> "	48 <sup>5</sup> / <sub>16</sub> "	Y	<b>DT3SBRH5015FFL</b>	1,666.	1,915.	1,998.



#### Order Code

Example:	<b>DT3SBLH5015BBFL-117</b>
<b>DT3</b>	Series 2 Steel Front, Series 2 Pull
<b>SB</b>	Side Access Bookcase
<b>LH</b>	Left Hand Access
<b>50</b>	50" High
<b>15</b>	15" Wide
<b>B</b>	Box Drawer
<b>B</b>	Box Drawer
<b>F</b>	File Drawer
<b>L</b>	Locking
<b>117</b>	Soft Grey paint finish

#### Specification Information

For non-locking towers, deduct as follows from the list price for each unit: Deduct \$30 for (1) lock unit, \$60 for (2) lock unit, and \$75 for a (3) lock unit. Substitute the "L" suffix with an "N" within the pattern number to designate a non-locking unit, example (DT3SLH5015BBFN)

"M" drawers consisting of a box drawer body with a file drawer head are available by substituting any two "B" or any one "F" character within the pattern number, example (DT3SLH5015MFN). Multiple "M" drawers may be specified providing they equal the total modules available.

A 6" drawer, behind a cupboard door is available by adding the numeral 1 to the end of the pattern number, example (DT3SLH6415BBFL1)

**Note:** 6" drawers behind doors are not available within the wardrobe portion of towers. Drawers behind doors are painted black.

**Note: Drawer behind door list pricing is as follows: 1= \$255**

#### Application Notes

Hanging rails and other accessories are not included and must be ordered separately. Hanging rails are included with 24" and 30" wide lateral drawers only. (See *Tower Accessories for pricing and order entry information*)

Half depth adjustable shelves and coat hooks may be ordered separately allowing the cupboard area of the 15", 24" and 30" wide towers to support binders as well as shorter coats. (See *Tower Accessories for pricing and order entry information*)*Note: Series 2 Steel front doors are standard without a handle. Handles may be ordered for cupboard doors as a special.*

- 15" w Side Access and Display towers include (1) lock.
- Single door towers, double door towers, 24" w and 30" w Side Access and Display towers include (2) locks. (Except full-height doors which include (1) lock)
- Front Access (only) towers with wardrobe include (3) locks. (Except full-height doors with wardrobe which include (2) locks)

Single door tower (50" h and 57" h) with no drawers include one fixed shelf and one adjustable shelf. 64" h includes one fixed shelf and two adjustable shelves. Fixed shelf is positioned just below worksurface height.

#### Critical Dimensions

Dimensions under, **w**, **d** and **h** are actual to the nearest 1/16"

42", 50", 57" and 64" Tower Internal Dimensions

- Box and M drawer height: 4<sup>5</sup>/<sub>16</sub>"
- Box and M drawer width: 12<sup>1</sup>/<sub>16</sub>"
- Box and M drawer depth: 18<sup>3</sup>/<sub>8</sub>"
- File drawer height: 9<sup>1</sup>/<sub>4</sub>"
- File drawer width: 12<sup>1</sup>/<sub>16</sub>"
- File drawer depth: 18<sup>3</sup>/<sub>8</sub>"

**Note:** All towers are configured from the top down with standard combinations of box and file drawers.

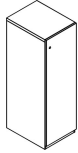
# Storage Towers Steel Front - Series 2 Pull

Series 2 Storage

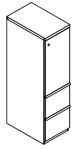
## 15" Wide Storage Towers

## 57" High

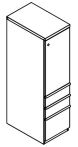
description	type	w	d	h	lock	pattern no.	P1	P2	P3
57" High Single Door tower with no drawers (right hand shown)	left hand	14 <sup>7</sup> / <sub>8</sub> "	23 <sup>1</sup> / <sub>2</sub> "	56 <sup>3</sup> / <sub>16</sub> "	Y	<b>DT3SLH5715L</b>	\$1,880.	\$2,066.	\$2,255.
	right hand	14 <sup>7</sup> / <sub>8</sub> "	23 <sup>1</sup> / <sub>2</sub> "	56 <sup>3</sup> / <sub>16</sub> "	Y	<b>DT3SRH5715L</b>	1,880.	2,066.	2,255.



57" High Single Door tower with two file drawers (right hand shown)	left hand	14 <sup>7</sup> / <sub>8</sub> "	23 <sup>1</sup> / <sub>2</sub> "	56 <sup>3</sup> / <sub>16</sub> "	Y	<b>DT3SLH5715FFL</b>	1,805.	2,078.	2,166.
	right hand	14 <sup>7</sup> / <sub>8</sub> "	23 <sup>1</sup> / <sub>2</sub> "	56 <sup>3</sup> / <sub>16</sub> "	Y	<b>DT3SRH5715FFL</b>	1,805.	2,078.	2,166.



57" High Single Door tower with two box and one file drawer (right hand shown)	left hand	14 <sup>7</sup> / <sub>8</sub> "	23 <sup>1</sup> / <sub>2</sub> "	56 <sup>3</sup> / <sub>16</sub> "	Y	<b>DT3SLH5715BBFL</b>	1,998.	2,296.	2,396.
	right hand	14 <sup>7</sup> / <sub>8</sub> "	23 <sup>1</sup> / <sub>2</sub> "	56 <sup>3</sup> / <sub>16</sub> "	Y	<b>DT3SRH5715BBFL</b>	1,998.	2,296.	2,396.



### Order Code

Example:	<b>DT3SBLH5715BBFL-117</b>
<b>DT3</b>	Series 2 Steel Front, Series 2 Pull
<b>SB</b>	Side Access Bookcase
<b>LH</b>	Left Hand Access
<b>57</b>	57" High
<b>15</b>	15" Wide
<b>B</b>	Box Drawer
<b>B</b>	Box Drawer
<b>F</b>	File Drawer
<b>L</b>	Locking
<b>117</b>	Soft Grey paint finish

### Specification Information

For non-locking towers, deduct as follows from the list price for each unit: Deduct \$30 for (1) lock unit, \$60 for (2) lock unit, and \$75 for a (3) lock unit. Substitute the "L" suffix with an "N" within the pattern number to designate a non-locking unit, example (DT3SLH5015BBFN)

"M" drawers consisting of a box drawer body with a file drawer head are available by substituting any two "B" or any one "F" character within the pattern number, example (DT3SLH5015MFN). Multiple "M" drawers may be specified providing they equal the total modules available.

A 6" drawer, behind a cupboard door is available by adding the numeral 1 to the end of the pattern number, example (DT3SLH6415BBFL1)

**Note:** 6" drawers behind doors are not available within the wardrobe portion of towers. Drawers behind doors are painted black.

**Note: Drawer behind door list pricing is as follows: 1= \$255**

### Application Notes

Hanging rails and other accessories are not included and must be ordered separately. Hanging rails are included with 24" and 30" wide lateral drawers only. (See *Tower Accessories for pricing and order entry information*)

Half depth adjustable shelves and coat hooks may be ordered separately allowing the cupboard area of the 15", 24" and 30" wide towers to support binders as well as shorter coats. (See *Tower Accessories for pricing and order entry information*)*Note: Series 2 Steel front doors are standard without a handle. Handles may be ordered for cupboard doors as a special.*

- 15" w Side Access and Display towers include (1) lock.
- Single door towers, double door towers, 24" w and 30" w Side Access and Display towers include (2) locks. (Except full-height doors which include (1) lock)
- Front Access (only) towers with wardrobe include (3) locks. (Except full-height doors with wardrobe which include (2) locks)

Single door tower (50" h and 57" h) with no drawers include one fixed shelf and one adjustable shelf. 64" h includes one fixed shelf and two adjustable shelves. Fixed shelf is positioned just below worksurface height.

### Critical Dimensions

Dimensions under, **w**, **d** and **h** are actual to the nearest <sup>1</sup>/<sub>16</sub>"

42", 50", 57" and 64" Tower Internal Dimensions

- Box and M drawer height: 4<sup>5</sup>/<sub>16</sub>"
- Box and M drawer width: 12<sup>1</sup>/<sub>16</sub>"
- Box and M drawer depth: 18<sup>3</sup>/<sub>8</sub>"
- File drawer height: 9<sup>1</sup>/<sub>4</sub>"
- File drawer width: 12<sup>1</sup>/<sub>16</sub>"
- File drawer depth: 18<sup>3</sup>/<sub>8</sub>"

**Note:** All towers are configured from the top down with standard combinations of box and file drawers.

# Storage Towers Steel Front - Series 2 Pull

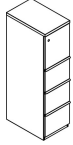
## 15" Wide Storage Towers

### 57" High

Series 2 Storage

Series 2 Steel Front Storage

description	type	w	d	h	lock	pattern no.	P1	P2	P3
57" High Single Door tower with three file drawers (right hand shown)	left hand	14 <sup>7</sup> / <sub>8</sub> "	23 <sup>1</sup> / <sub>2</sub> "	56 <sup>3</sup> / <sub>16</sub> "	Y	DT3SLH5715FFFL	\$2,020.	\$2,323.	\$2,420.
	right hand	14 <sup>7</sup> / <sub>8</sub> "	23 <sup>1</sup> / <sub>2</sub> "	56 <sup>3</sup> / <sub>16</sub> "	Y	DT3SRH5715FFFL	2,020.	2,323.	2,420.



57" High Side Access Bookcase tower with two file drawers (right hand shown)	left hand	14 <sup>7</sup> / <sub>8</sub> "	23 <sup>1</sup> / <sub>2</sub> "	56 <sup>3</sup> / <sub>16</sub> "	Y	DT3SBLH5715FFL	1,805.	2,078.	2,166.
	right hand	14 <sup>7</sup> / <sub>8</sub> "	23 <sup>1</sup> / <sub>2</sub> "	56 <sup>3</sup> / <sub>16</sub> "	Y	DT3SBRH5715FFL	1,805.	2,078.	2,166.



57" High Side Access Bookcase tower with two box and one file drawer (right hand shown)	left hand	14 <sup>7</sup> / <sub>8</sub> "	23 <sup>1</sup> / <sub>2</sub> "	56 <sup>3</sup> / <sub>16</sub> "	Y	DT3SBLH5715BBFL	1,998.	2,296.	2,396.
	right hand	14 <sup>7</sup> / <sub>8</sub> "	23 <sup>1</sup> / <sub>2</sub> "	56 <sup>3</sup> / <sub>16</sub> "	Y	DT3SBRH5715BBFL	1,998.	2,296.	2,396.



#### Order Code

Example:	DT3SBLH5715BBFL-117
DT3	Series 2 Steel Front, Series 2 Pull
SB	Side Access Bookcase
LH	Left Hand Access
57	57" High
15	15" Wide
B	Box Drawer
B	Box Drawer
F	File Drawer
L	Locking
117	Soft Grey paint finish

#### Specification Information

For non-locking towers, deduct as follows from the list price for each unit: Deduct \$30 for (1) lock unit, \$60 for (2) lock unit, and \$75 for a (3) lock unit. Substitute the "L" suffix with an "N" within the pattern number to designate a non-locking unit, example (DT3SLH5015BBFN)

"M" drawers consisting of a box drawer body with a file drawer head are available by substituting any two "B" or any one "F" character within the pattern number, example (DT3SLH5015MFN). Multiple "M" drawers may be specified providing they equal the total modules available.

A 6" drawer, behind a cupboard door is available by adding the numeral 1 to the end of the pattern number, example (DT3SLH6415BBFL1)

**Note:** 6" drawers behind doors are not available within the wardrobe portion of towers. Drawers behind doors are painted black.

**Note: Drawer behind door list pricing is as follows: 1= \$255**

#### Application Notes

Hanging rails and other accessories are not included and must be ordered separately. Hanging rails are included with 24" and 30" wide lateral drawers only. (See *Tower Accessories for pricing and order entry information*)

Half depth adjustable shelves and coat hooks may be ordered separately allowing the cupboard area of the 15", 24" and 30" wide towers to support binders as well as shorter coats. (See *Tower Accessories for pricing and order entry information*) *Note: Series 2 Steel front doors are standard without a handle. Handles may be ordered for cupboard doors as a special.*

- 15" w Side Access and Display towers include (1) lock.
- Single door towers, double door towers, 24" w and 30" w Side Access and Display towers include (2) locks. (Except full-height doors which include (1) lock)
- Front Access (only) towers with wardrobe include (3) locks. (Except full-height doors with wardrobe which include (2) locks)

Single door tower (50" h and 57" h) with no drawers include one fixed shelf and one adjustable shelf. 64" h includes one fixed shelf and two adjustable shelves. Fixed shelf is positioned just below worksurface height.

#### Critical Dimensions

Dimensions under, **w**, **d** and **h** are actual to the nearest 1/16"

42", 50", 57" and 64" Tower Internal Dimensions

- Box and M drawer height: 4<sup>5</sup>/<sub>16</sub>"
- Box and M drawer width: 12<sup>1</sup>/<sub>16</sub>"
- Box and M drawer depth: 18<sup>3</sup>/<sub>8</sub>"
- File drawer height: 9<sup>1</sup>/<sub>4</sub>"
- File drawer width: 12<sup>1</sup>/<sub>16</sub>"
- File drawer depth: 18<sup>3</sup>/<sub>8</sub>"

**Note:** All towers are configured from the top down with standard combinations of box and file drawers.

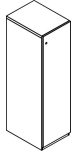
# Storage Towers Steel Front - Series 2 Pull

## 15" Wide Storage Towers

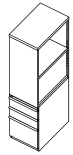
### 64" High

Series 2 Storage

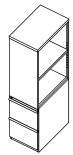
description	type	w	d	h	lock	pattern no.	P1	P2	P3
64" High Single Door tower with no drawers (right hand shown)	left hand	14 <sup>7</sup> / <sub>8</sub> "	23 <sup>1</sup> / <sub>2</sub> "	63 <sup>3</sup> / <sub>16</sub> "	Y	<b>DT3SLH6415L</b>	\$1,959.	\$2,154.	\$2,349.
	right hand	14 <sup>7</sup> / <sub>8</sub> "	23 <sup>1</sup> / <sub>2</sub> "	63 <sup>3</sup> / <sub>16</sub> "	Y	<b>DT3SRH6415L</b>	1,959.	2,154.	2,349.



64" High Side Access Bookcase tower with two box and one file drawer (right hand shown)	left hand	14 <sup>7</sup> / <sub>8</sub> "	23 <sup>1</sup> / <sub>2</sub> "	63 <sup>3</sup> / <sub>16</sub> "	Y	<b>DT3SBLH6415BBFL</b>	1,815.	2,092.	2,179.
	right hand	14 <sup>7</sup> / <sub>8</sub> "	23 <sup>1</sup> / <sub>2</sub> "	63 <sup>3</sup> / <sub>16</sub> "	Y	<b>DT3SBRH6415BBFL</b>	1,815.	2,092.	2,179.



64" High Side Access Bookcase tower with two file drawers (right hand shown)	left hand	14 <sup>7</sup> / <sub>8</sub> "	23 <sup>1</sup> / <sub>2</sub> "	63 <sup>3</sup> / <sub>16</sub> "	Y	<b>DT3SBLH6415FFL</b>	1,728.	1,986.	2,069.
	right hand	15"	23 <sup>1</sup> / <sub>2</sub> "	63 <sup>3</sup> / <sub>16</sub> "	Y	<b>DT3SBRH6415FFL</b>	1,728.	1,986.	2,069.



#### Order Code

Example:	<b>DT3SBLH6415BBFL-117</b>
<b>DT3</b>	Series 2 Steel Front, Series 2 Pull
<b>SB</b>	Side Access Bookcase
<b>LH</b>	Left Hand Access
<b>64</b>	64" High
<b>15</b>	15" Wide
<b>B</b>	Box Drawer
<b>B</b>	Box Drawer
<b>F</b>	File Drawer
<b>L</b>	Locking
<b>117</b>	Soft Grey paint finish

#### Specification Information

For non-locking towers, deduct as follows from the list price for each unit: Deduct \$30 for (1) lock unit, \$60 for (2) lock unit, and \$75 for a (3) lock unit. Substitute the "L" suffix with an "N" within the pattern number to designate a non-locking unit, example (DT3SLH5015BBFN)

#### Application Notes

Hanging rails and other accessories are not included and must be ordered separately. Hanging rails are included with 24" and 30" wide lateral drawers only. (See *Tower Accessories for pricing and order entry information*)

Half depth adjustable shelves and coat hooks may be ordered separately allowing the cupboard area of the 15", 24" and 30" wide towers to support binders as well as shorter coats. (See *Tower Accessories for pricing and order entry information*)*Note: Series 2 Steel front doors are standard without a handle. Handles may be ordered for cupboard doors as a special.*

- 15" w Side Access and Display towers include (1) lock.
- Single door towers, double door towers, 24" w and 30" w Side Access and Display towers include (2) locks. (Except full-height doors which include (1) lock)
- Front Access (only) towers with wardrobe include (3) locks. (Except full-height doors with wardrobe which include (2) locks)

Single door tower (50" h and 57" h) with no drawers include one fixed shelf and one adjustable shelf. 64" h includes one fixed shelf and two adjustable shelves. Fixed shelf is positioned just below worksurface height.

#### Critical Dimensions

Dimensions under, **w**, **d** and **h** are actual to the nearest 1/16"

42", 50", 57" and 64" Tower Internal Dimensions

- Box and M drawer height: 4<sup>5</sup>/<sub>16</sub>"
- Box and M drawer width: 12<sup>1</sup>/<sub>16</sub>"
- Box and M drawer depth: 18<sup>3</sup>/<sub>8</sub>"
- File drawer height: 9<sup>1</sup>/<sub>4</sub>"
- File drawer width: 12<sup>1</sup>/<sub>16</sub>"
- File drawer depth: 18<sup>3</sup>/<sub>8</sub>"

**Note:** All towers are configured from the top down with standard combinations of box and file drawers.

"M" drawers consisting of a box drawer body with a file drawer head are available by substituting any two "B" or any one "F" character within the pattern number, example (DT3SLH5015MFN). Multiple "M" drawers may be specified providing they equal the total modules available.

A 6" drawer, behind a cupboard door is available by adding the numeral 1 to the end of the pattern number, example (DT3SLH6415BBFL1)

**Note:** 6" drawers behind doors are not available within the wardrobe portion of towers. Drawers behind doors are painted black.

**Note: Drawer behind door list pricing is as follows: 1= \$255**

# Storage Towers Steel Front - Series 2 Pull

Series 2 Storage

## 15" Wide Storage Towers

## 64" High

description	type	w	d	h	lock	pattern no.	P1	P2	P3
64" High Side Access Display tower with two box and one file drawer (right hand shown)	left hand	14 <sup>7</sup> / <sub>8</sub> "	23 <sup>1</sup> / <sub>2</sub> "	63 <sup>5</sup> / <sub>16</sub> "	Y	DT3BDLH6415BBFL	\$1,839.	\$2,115.	\$2,209.
	right hand	14 <sup>7</sup> / <sub>8</sub> "	23 <sup>1</sup> / <sub>2</sub> "	63 <sup>5</sup> / <sub>16</sub> "	Y	DT3BDRH6415BBFL	1,839.	2,115.	2,209.



**Note:** Display towers are open to access on two sides, i.e., the front and one side.

64" High Side Access Display tower with two file drawers (right hand shown)	left hand	14 <sup>7</sup> / <sub>8</sub> "	23 <sup>1</sup> / <sub>2</sub> "	63 <sup>5</sup> / <sub>16</sub> "	Y	DT3BDLH6415FFFL	1,750.	2,013.	2,099.
	right hand	14 <sup>7</sup> / <sub>8</sub> "	23 <sup>1</sup> / <sub>2</sub> "	63 <sup>5</sup> / <sub>16</sub> "	Y	DT3BDRH6415FFFL	1,750.	2,013.	2,099.



**Note:** Display towers are open to access on two sides, i.e., the front and one side.

64" High Single Door tower with four file drawers (right hand shown)	left hand	14 <sup>7</sup> / <sub>8</sub> "	23 <sup>1</sup> / <sub>2</sub> "	63 <sup>5</sup> / <sub>16</sub> "	Y	DT3SLH6415FFFLL	2,243.	2,578.	2,693.
	right hand	14 <sup>7</sup> / <sub>8</sub> "	23 <sup>1</sup> / <sub>2</sub> "	63 <sup>5</sup> / <sub>16</sub> "	Y	DT3SRH6415FFFLL	2,243.	2,578.	2,693.



### Order Code

Example:	DT3SBLH6415BBFL-117
DT3	Series 2 Steel Front, Series 2 Pull
SB	Side Access Bookcase
LH	Left Hand Access
64	64" High
15	15" Wide
B	Box Drawer
B	Box Drawer
F	File Drawer
L	Locking
117	Soft Grey paint finish

### Specification Information

For non-locking towers, deduct as follows from the list price for each unit: Deduct \$30 for (1) lock unit, \$60 for (2) lock unit, and \$75 for a (3) lock unit. Substitute the "L" suffix with an "N" within the pattern number to designate a non-locking unit, example (DT3SLH5015BBFN)

### Application Notes

Hanging rails and other accessories are not included and must be ordered separately. Hanging rails are included with 24" and 30" wide lateral drawers only. (See *Tower Accessories for pricing and order entry information*)

Half depth adjustable shelves and coat hooks may be ordered separately allowing the cupboard area of the 15", 24" and 30" wide towers to support binders as well as shorter coats. (See *Tower Accessories for pricing and order entry information*)*Note: Series 2 Steel front doors are standard without a handle. Handles may be ordered for cupboard doors as a special.*

- 15" w Side Access and Display towers include (1) lock.
- Single door towers, double door towers, 24" w and 30" w Side Access and Display towers include (2) locks. (Except full-height doors which include (1) lock)
- Front Access (only) towers with wardrobe include (3) locks. (Except full-height doors with wardrobe which include (2) locks)

Single door tower (50" h and 57" h) with no drawers include one fixed shelf and one adjustable shelf. 64" h includes one fixed shelf and two adjustable shelves. Fixed shelf is positioned just below worksurface height.

### Critical Dimensions

Dimensions under, **w**, **d** and **h** are actual to the nearest <sup>1</sup>/<sub>16</sub>"

42", 50", 57" and 64" Tower Internal Dimensions

- Box and M drawer height: 4<sup>5</sup>/<sub>16</sub>"
- Box and M drawer width: 12<sup>1</sup>/<sub>16</sub>"
- Box and M drawer depth: 18<sup>3</sup>/<sub>8</sub>"
- File drawer height: 9<sup>1</sup>/<sub>4</sub>"
- File drawer width: 12<sup>1</sup>/<sub>16</sub>"
- File drawer depth: 18<sup>3</sup>/<sub>8</sub>"

**Note:** All towers are configured from the top down with standard combinations of box and file drawers.

"M" drawers consisting of a box drawer body with a file drawer head are available by substituting any two "B" or any one "F" character within the pattern number, example (DT3SLH5015MFN). Multiple "M" drawers may be specified providing they equal the total modules available.

A 6" drawer, behind a cupboard door is available by adding the numeral 1 to the end of the pattern number, example (DT3SLH6415BBFL1)

**Note:** 6" drawers behind doors are not available within the wardrobe portion of towers. Drawers behind doors are painted black.

**Note: Drawer behind door list pricing is as follows: 1= \$255**



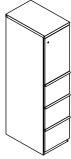
# Storage Towers Steel Front - Series 2 Pull

Series 2 Storage

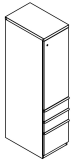
## 15" Wide Storage Towers

## 64" High

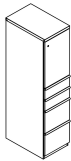
description	type	w	d	h	lock	pattern no.	P1	P2	P3
64" High Single Door tower with three file drawers (right hand shown)	left hand	14 <sup>7</sup> / <sub>8</sub> "	23 <sup>1</sup> / <sub>2</sub> "	63 <sup>5</sup> / <sub>16</sub> "	Y	<b>DT3SLH6415FFFL</b>	\$2,061.	\$2,373.	\$2,476.
	right hand	14 <sup>7</sup> / <sub>8</sub> "	23 <sup>1</sup> / <sub>2</sub> "	63 <sup>5</sup> / <sub>16</sub> "	Y	<b>DT3SRH6415FFFL</b>	2,061.	2,373.	2,476.



64" High Single Door tower with two box and one file drawer (right hand shown)	left hand	14 <sup>7</sup> / <sub>8</sub> "	23 <sup>1</sup> / <sub>2</sub> "	63 <sup>5</sup> / <sub>16</sub> "	Y	<b>DT3SLH6415BBFL</b>	2,044.	2,349.	2,451.
	right hand	14 <sup>7</sup> / <sub>8</sub> "	23 <sup>1</sup> / <sub>2</sub> "	63 <sup>5</sup> / <sub>16</sub> "	Y	<b>DT3SRH6415BBFL</b>	2,044.	2,349.	2,451.



64" High Single Door tower with two box and two file drawers (right hand shown)	left hand	14 <sup>7</sup> / <sub>8</sub> "	23 <sup>1</sup> / <sub>2</sub> "	63 <sup>5</sup> / <sub>16</sub> "	Y	<b>DT3SLH6415BBFFL</b>	2,211.	2,540.	2,652.
	right hand	14 <sup>7</sup> / <sub>8</sub> "	23 <sup>1</sup> / <sub>2</sub> "	63 <sup>5</sup> / <sub>16</sub> "	Y	<b>DT3SRH6415BBFFL</b>	2,211.	2,540.	2,652.



### Order Code

Example:	<b>DT3SBLH6415BBFL-117</b>
<b>DT3</b>	Series 2 Steel Front, Series 2 Pull
<b>SB</b>	Side Access Bookcase
<b>LH</b>	Left Hand Access
<b>64</b>	64" High
<b>15</b>	15" Wide
<b>B</b>	Box Drawer
<b>B</b>	Box Drawer
<b>F</b>	File Drawer
<b>L</b>	Locking
<b>117</b>	Soft Grey paint finish

### Specification Information

For non-locking towers, deduct as follows from the list price for each unit: Deduct \$30 for (1) lock unit, \$60 for (2) lock unit, and \$75 for a (3) lock unit. Substitute the "L" suffix with an "N" within the pattern number to designate a non-locking unit, example (DT3SLH5015BBFN)

### Application Notes

Hanging rails and other accessories are not included and must be ordered separately. Hanging rails are included with 24" and 30" wide lateral drawers only. (See *Tower Accessories for pricing and order entry information*)

Half depth adjustable shelves and coat hooks may be ordered separately allowing the cupboard area of the 15", 24" and 30" wide towers to support binders as well as shorter coats. (See *Tower Accessories for pricing and order entry information*)*Note: Series 2 Steel front doors are standard without a handle. Handles may be ordered for cupboard doors as a special.*

- 15" w Side Access and Display towers include (1) lock.
- Single door towers, double door towers, 24" w and 30" w Side Access and Display towers include (2) locks. (Except full-height doors which include (1) lock)
- Front Access (only) towers with wardrobe include (3) locks. (Except full-height doors with wardrobe which include (2) locks)

Single door tower (50" h and 57" h) with no drawers include one fixed shelf and one adjustable shelf. 64" h includes one fixed shelf and two adjustable shelves. Fixed shelf is positioned just below worksurface height.

### Critical Dimensions

Dimensions under, **w**, **d** and **h** are actual to the nearest 1/16"

42", 50", 57" and 64" Tower Internal Dimensions

- Box and M drawer height: 4<sup>5</sup>/<sub>16</sub>"
- Box and M drawer width: 12<sup>1</sup>/<sub>16</sub>"
- Box and M drawer depth: 18<sup>3</sup>/<sub>8</sub>"
- File drawer height: 9<sup>1</sup>/<sub>4</sub>"
- File drawer width: 12<sup>1</sup>/<sub>16</sub>"
- File drawer depth: 18<sup>3</sup>/<sub>8</sub>"

**Note:** All towers are configured from the top down with standard combinations of box and file drawers.

"M" drawers consisting of a box drawer body with a file drawer head are available by substituting any two "B" or any one "F" character within the pattern number, example (DT3SLH5015MFN). Multiple "M" drawers may be specified providing they equal the total modules available.

A 6" drawer, behind a cupboard door is available by adding the numeral 1 to the end of the pattern number, example (DT3SLH6415BBFL1)

**Note:** 6" drawers behind doors are not available within the wardrobe portion of towers. Drawers behind doors are painted black.

**Note: Drawer behind door list pricing is as follows: 1= \$255**

# Storage Towers Steel Front - Series 2 Pull

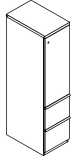
## 15" Wide Storage Towers

### 64" High

Series 2 Storage

Series 2 Steel Front Storage

description	type	w	d	h	lock	pattern no.	P1	P2	P3
64" High Single Door tower with two file drawers (right hand shown)	left hand	14 <sup>7</sup> / <sub>8</sub> "	23 <sup>1</sup> / <sub>2</sub> "	63 <sup>5</sup> / <sub>16</sub> "	Y	<b>DT3SLH6415FFL</b>	\$1,852.	\$2,131.	\$2,223.
	right hand	14 <sup>7</sup> / <sub>8</sub> "	23 <sup>1</sup> / <sub>2</sub> "	63 <sup>5</sup> / <sub>16</sub> "	Y	<b>DT3SRH6415FFL</b>	1,852.	2,131.	2,223.



#### Order Code

Example:	<b>DT3SBLH6415BBFL-117</b>
<b>DT3</b>	Series 2 Steel Front, Series 2 Pull
<b>SB</b>	Side Access Bookcase
<b>LH</b>	Left Hand Access
<b>64</b>	64" High
<b>15</b>	15" Wide
<b>B</b>	Box Drawer
<b>B</b>	Box Drawer
<b>F</b>	File Drawer
<b>L</b>	Locking
<b>117</b>	Soft Grey paint finish

#### Specification Information

For non-locking towers, deduct as follows from the list price for each unit: Deduct \$30 for (1) lock unit, \$60 for (2) lock unit, and \$75 for a (3) lock unit. Substitute the "L" suffix with an "N" within the pattern number to designate a non-locking unit, example (DT3SLH5015BBFN)

"M" drawers consisting of a box drawer body with a file drawer head are available by substituting any two "B" or any one "F" character within the pattern number, example (DT3SLH5015MFN). Multiple "M" drawers may be specified providing they equal the total modules available.

A 6" drawer, behind a cupboard door is available by adding the numeral 1 to the end of the pattern number, example (DT3SLH6415BBFL1)

**Note:** 6" drawers behind doors are not available within the wardrobe portion of towers. Drawers behind doors are painted black.

**Note: Drawer behind door list pricing is as follows: 1= \$255**

#### Application Notes

Hanging rails and other accessories are not included and must be ordered separately. Hanging rails are included with 24" and 30" wide lateral drawers only. (See *Tower Accessories for pricing and order entry information*)

Half depth adjustable shelves and coat hooks may be ordered separately allowing the cupboard area of the 15", 24" and 30" wide towers to support binders as well as shorter coats. (See *Tower Accessories for pricing and order entry information*)**Note: Series 2 Steel front doors are standard without a handle. Handles may be ordered for cupboard doors as a special.**

- 15" w Side Access and Display towers include (1) lock.
- Single door towers, double door towers, 24" w and 30" w Side Access and Display towers include (2) locks. (Except full-height doors which include (1) lock)
- Front Access (only) towers with wardrobe include (3) locks. (Except full-height doors with wardrobe which include (2) locks)

Single door tower (50" h and 57" h) with no drawers include one fixed shelf and one adjustable shelf. 64" h includes one fixed shelf and two adjustable shelves. Fixed shelf is positioned just below worksurface height.

#### Critical Dimensions

Dimensions under, **w**, **d** and **h** are actual to the nearest <sup>1</sup>/<sub>16</sub>"

42", 50", 57" and 64" Tower Internal Dimensions

- Box and M drawer height: 4<sup>5</sup>/<sub>16</sub>"
- Box and M drawer width: 12<sup>1</sup>/<sub>16</sub>"
- Box and M drawer depth: 18<sup>3</sup>/<sub>8</sub>"
- File drawer height: 9<sup>1</sup>/<sub>4</sub>"
- File drawer width: 12<sup>1</sup>/<sub>16</sub>"
- File drawer depth: 18<sup>3</sup>/<sub>8</sub>"

**Note:** All towers are configured from the top down with standard combinations of box and file drawers.

# Storage Towers Steel Front - Series 2 Pull

## 24" Wide Storage Towers

### 42" High

Series 2 Storage

description	type	w	d	h	lock	pattern no.	P1	P2	P3
42" High Side Access Bookcase with two box and one file drawer with wardrobe (left hand shown)	left hand	23 <sup>7</sup> / <sub>8</sub> "	23 <sup>1</sup> / <sub>2</sub> "	41 <sup>5</sup> / <sub>16</sub> "	Y	DT3WSBLH4224BBFL	\$2,410.	\$2,772.	\$2,895.
	right hand	23 <sup>7</sup> / <sub>8</sub> "	23 <sup>1</sup> / <sub>2</sub> "	41 <sup>5</sup> / <sub>16</sub> "	Y	DT3WSBRH4224BBFL	2,410.	2,772.	2,895.



42" High Side Access Bookcase with two file drawers with wardrobe (left hand shown)	left hand	23 <sup>7</sup> / <sub>8</sub> "	23 <sup>1</sup> / <sub>2</sub> "	41 <sup>5</sup> / <sub>16</sub> "	Y	DT3WSBLH4224FFL	2,319.	2,667.	2,783.
	right hand	23 <sup>7</sup> / <sub>8</sub> "	23 <sup>1</sup> / <sub>2</sub> "	41 <sup>5</sup> / <sub>16</sub> "	Y	DT3WSBRH4224FFL	2,319.	2,667.	2,783.



#### Order Code

Example:	DT3SBLH4224BBFL-117
<b>DT3</b>	Series 2 Steel Front, Series 2 Pull
<b>SB</b>	Side Access Bookcase
<b>LH</b>	Left Hand Access
<b>42</b>	42" High
<b>24</b>	24" Wide
<b>B</b>	Box Drawer
<b>B</b>	Box Drawer
<b>F</b>	File Drawer
<b>L</b>	Locking
<b>117</b>	Soft Grey paint finish

#### Specification Information

For non-locking towers, deduct as follows from the list price for each unit: Deduct \$30 for (1) lock unit, \$60 for (2) lock unit, and \$75 for a (3) lock unit. Substitute the "L" suffix with an "N" within the pattern number to designate a non-locking unit, example (DT3SLH6424BBFN)

"M" drawers consisting of a box drawer body with a file drawer head are available by substituting any two "B" or any one "F" character within the pattern number, example (DT3SLH6424MFN). Multiple "M" drawers may be specified providing they equal the total modules available.

A 6" drawer, behind a cupboard door is available by adding the numeral 1 to the end of the pattern number, example (DT3SLH6424BBFL1)

**Note:** 6" drawer behind doors are not available within the wardrobe portion of towers. Drawers behind doors are painted black.

#### Application Notes

Hanging rails and other accessories are not included and must be ordered separately. Hanging rails are included with 24" and 30" wide lateral drawers only. (See *Tower Accessories for pricing and order entry information*)

Half depth adjustable shelves and coat hooks may be ordered separately allowing the cupboard and wardrobe area of the 15", 24" and 30" wide towers to support binders as well as shorter coats. (See *Tower Accessories for pricing and order entry information*)

- 15" wide Side Access and Display towers include (1) lock.
- Single door towers, double door towers, 24" wide and 30" wide Side Access and Display towers include (2) locks. (Except full-height doors which include (1) lock)
- Front Access (only) towers with wardrobe include (3) locks. (Except full-height doors with wardrobe which include (2) locks)

#### Critical Dimensions

Dimensions under, **w**, **d** and **h** are actual to the nearest 1/16"

50", 57" and 64" Tower Internal Dimensions

- Box and M drawer height: 4<sup>3</sup>/<sub>16</sub>"
- Box and M drawer width: 12<sup>1</sup>/<sub>16</sub>"
- Box and M drawer depth: 18<sup>3</sup>/<sub>8</sub>"
- File drawer height: 9<sup>1</sup>/<sub>4</sub>"
- File drawer width: 12<sup>1</sup>/<sub>16</sub>"
- File drawer depth: 18<sup>3</sup>/<sub>8</sub>"
- Wide drawer height: 9<sup>7</sup>/<sub>16</sub>"
- Wide drawer width: 20<sup>3</sup>/<sub>4</sub>"
- Wide drawer depth: 22<sup>7</sup>/<sub>8</sub>"

**Note:** All towers are configured from the top down with standard combinations of box and file drawers.

**Note: Drawer behind door list pricing is as follows: 1= \$255**

*Note: Series 2 Steel front doors are standard without a handle. Handles may be ordered for cupboard doors as a special.*

# Storage Towers Steel Front - Series 2 Pull

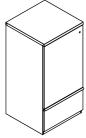
## 24" Wide Storage Towers

### 50" High

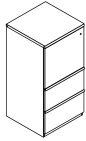
Series 2 Storage

Series 2 Steel Front Storage

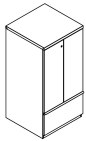
description	type	w	d	h	lock	pattern no.	P1	P2	P3
50" High Single Door tower with wide drawer (left hand shown)	left hand	23 <sup>7</sup> / <sub>8</sub> "	23 <sup>1</sup> / <sub>2</sub> "	48 <sup>5</sup> / <sub>16</sub> "	Y	<b>DT3SLH5024WL</b>	\$1,655.	\$1,904.	\$1,989.
	right hand	23 <sup>7</sup> / <sub>8</sub> "	23 <sup>1</sup> / <sub>2</sub> "	48 <sup>5</sup> / <sub>16</sub> "	Y	<b>DT3SRH5024WL</b>	1,655.	1,904.	1,989.



50" High Single Door tower with two wide drawers (left hand shown)	left hand	23 <sup>7</sup> / <sub>8</sub> "	23 <sup>1</sup> / <sub>2</sub> "	48 <sup>5</sup> / <sub>16</sub> "	Y	<b>DT3SLH5024WWL</b>	1,929.	2,221.	2,319.
	right hand	23 <sup>7</sup> / <sub>8</sub> "	23 <sup>1</sup> / <sub>2</sub> "	48 <sup>5</sup> / <sub>16</sub> "	Y	<b>DT3SRH5024WWL</b>	1,929.	2,221.	2,319.



50" High Double Door tower with one wide drawer		23 <sup>7</sup> / <sub>8</sub> "	23 <sup>1</sup> / <sub>2</sub> "	48 <sup>5</sup> / <sub>16</sub> "	Y	<b>DT3D5024WL</b>	2,042.	2,346.	2,449.
-------------------------------------------------	--	----------------------------------	----------------------------------	-----------------------------------	---	-------------------	--------	--------	--------



24" and 30" wide double door cabinets may be ordered with a grommet option located in the back of the case by adding a "G" between the 4th and 5th character of the pattern number, example (DT3DG6424WL). Add \$100 list for this option. **Note**, by adding a "G" option, the cabinet will also receive AV hinged doors.

#### Order Code

Example:	<b>DT3SBLH5024BBFL-117</b>
<b>DT3</b>	Series 2 Steel Front, Series 2 Pull
<b>SB</b>	Side Access Bookcase
<b>LH</b>	Left Hand Access
<b>50</b>	50" High
<b>24</b>	24" Wide
<b>B</b>	Box Drawer
<b>B</b>	Box Drawer
<b>F</b>	File Drawer
<b>L</b>	Locking
<b>117</b>	Soft Grey paint finish

#### Specification Information

For non-locking towers, deduct as follows from the list price for each unit: Deduct \$30 for (1) lock unit, \$60 for (2) lock unit, and \$75 for a (3) lock unit. Substitute the "L" suffix with an "N" within the pattern number to designate a non-locking unit, example (DT3SLH6424BBFN)

#### Application Notes

- Hanging rails and other accessories are not included and must be ordered separately. Hanging rails are included with 24" and 30" wide lateral drawers only. (See *Tower Accessories for pricing and order entry information*)
- Half depth adjustable shelves and coat hooks may be ordered separately allowing the cupboard and wardrobe area of the 15", 24" and 30" wide towers to support binders as well as shorter coats. (See *Tower Accessories for pricing and order entry information*)
- 15" w Side Access and Display towers include (1) lock.
  - Single door towers, double door towers, 24" w and 30" w Side Access and Display towers include (2) locks. (Except full-height doors which include (1) lock)
  - Front Access (only) towers with wardrobe include (3) locks. (Except full-height doors with wardrobe which include (2) locks)

#### Critical Dimensions

Dimensions under, **w**, **d** and **h** are actual to the nearest 1/16"

50", 57" and 64" Tower Internal Dimensions

- Box and M drawer height: 4<sup>3</sup>/<sub>16</sub>"
- Box and M drawer width: 12<sup>1</sup>/<sub>16</sub>"
- Box and M drawer depth: 18<sup>3</sup>/<sub>8</sub>"
- File drawer height: 9<sup>1</sup>/<sub>4</sub>"
- File drawer width: 12<sup>1</sup>/<sub>16</sub>"
- File drawer depth: 18<sup>3</sup>/<sub>8</sub>"
- Wide drawer height: 9<sup>7</sup>/<sub>16</sub>"
- Wide drawer width: 20<sup>3</sup>/<sub>4</sub>"
- Wide drawer depth: 22<sup>7</sup>/<sub>8</sub>"

**Note:** All towers are configured from the top down with standard combinations of box and file drawers.

**Note: Drawer behind door list pricing is as follows: 1= \$255**

*Note: Series 2 Steel front doors are standard without a handle. Handles may be ordered for cupboard doors as a special.*

# Storage Towers Steel Front - Series 2 Pull

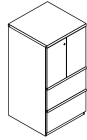
Series 2 Storage

## 24" Wide Storage Towers

### 50" High

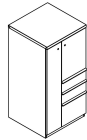
description	type	w	d	h	lock	pattern no.	P1	P2	P3
-------------	------	---	---	---	------	-------------	----	----	----

50" High Double Door tower with two wide drawers

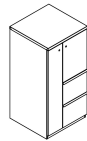


24" and 30" wide double door cabinets may be ordered with a grommet option located in the back of the case by adding a "G" between the 4th and 5th character of the pattern number, example (DT3DG6424WL). Add \$100 list for this option. **Note**, by adding a "G" option, the cabinet will also receive AV hinged doors.

50" High tower with two box and one file drawer and door and wardrobe (left hand shown)	left hand	23 7/8"	23 1/2"	48 5/16"	Y	DT3WSLH5024BBFL	2,216.	2,549.	2,657.
	right hand	23 7/8"	23 1/2"	48 5/16"	Y	DT3WSRH5024BBFL	2,216.	2,549.	2,657.



50" High tower with two file drawers and door and wardrobe (left hand shown)	left hand	23 7/8"	23 1/2"	48 5/16"	Y	DT3WSLH5024FFL	1,991.	2,288.	2,388.
	right hand	23 7/8"	23 1/2"	48 5/16"	Y	DT3WSRH5024FFL	1,991.	2,288.	2,388.



#### Order Code

Example:	DT3SBLH5024BBFL-117
DT3	Series 2 Steel Front, Series 2 Pull
SB	Side Access Bookcase
LH	Left Hand Access
50	50" High
24	24" Wide
B	Box Drawer
B	Box Drawer
F	File Drawer
L	Locking
117	Soft Grey paint finish

#### Specification Information

For non-locking towers, deduct as follows from the list price for each unit: Deduct \$30 for (1) lock unit, \$60 for (2) lock unit, and \$75 for a (3) lock unit. Substitute the "L" suffix with an "N" within the pattern number to designate a non-locking unit, example (DT3SLH6424BBFN)

#### Application Notes

Hanging rails and other accessories are not included and must be ordered separately. Hanging rails are included with 24" and 30" wide lateral drawers only. (See *Tower Accessories for pricing and order entry information*)

Half depth adjustable shelves and coat hooks may be ordered separately allowing the cupboard and wardrobe area of the 15", 24" and 30" wide towers to support binders as well as shorter coats. (See *Tower Accessories for pricing and order entry information*)

- 15" w Side Access and Display towers include (1) lock.
- Single door towers, double door towers, 24" w and 30" w Side Access and Display towers include (2) locks. (Except full-height doors which include (1) lock)
- Front Access (only) towers with wardrobe include (3) locks. (Except full-height doors with wardrobe which include (2) locks)

#### Critical Dimensions

Dimensions under, **w**, **d** and **h** are actual to the nearest 1/16"

50", 57" and 64" Tower Internal Dimensions

- Box and M drawer height: 4 3/16"
- Box and M drawer width: 12 1/16"
- Box and M drawer depth: 18 3/8"
- File drawer height: 9 1/4"
- File drawer width: 12 1/16"
- File drawer depth: 18 3/8"
- Wide drawer height: 9 7/16"
- Wide drawer width: 20 3/4"
- Wide drawer depth: 22 7/8"

**Note:** All towers are configured from the top down with standard combinations of box and file drawers.

**Note: Drawer behind door list pricing is as follows: 1= \$255**

*Note: Series 2 Steel front doors are standard without a handle. Handles may be ordered for cupboard doors as a special.*

# Storage Towers Steel Front - Series 2 Pull

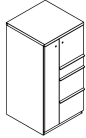
## 24" Wide Storage Towers

### 50" High

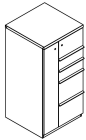
Series 2 Storage

Series 2 Steel Front Storage

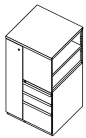
description	type	w	d	h	lock	pattern no.	P1	P2	P3
50" High tower with one box and two file drawers and door and wardrobe (left hand shown)	left hand	23 <sup>7</sup> / <sub>8</sub> "	23 <sup>1</sup> / <sub>2</sub> "	48 <sup>5</sup> / <sub>16</sub> "	Y	DT3WSLH5024BBFFL	\$2,319.	\$2,666.	\$2,782.
	right hand	23 <sup>7</sup> / <sub>8</sub> "	23 <sup>1</sup> / <sub>2</sub> "	48 <sup>5</sup> / <sub>16</sub> "	Y	DT3WSRH5024BBFFL	2,319.	2,666.	2,782.



50" High tower with two box and two file drawers and door and wardrobe (left hand shown)	left hand	23 <sup>7</sup> / <sub>8</sub> "	23 <sup>1</sup> / <sub>2</sub> "	48 <sup>5</sup> / <sub>16</sub> "	Y	DT3WSLH5024BBFFL	2,544.	2,926.	3,053.
	right hand	23 <sup>7</sup> / <sub>8</sub> "	23 <sup>1</sup> / <sub>2</sub> "	48 <sup>5</sup> / <sub>16</sub> "	Y	DT3WSRH5024BBFFL	2,544.	2,926.	3,053.



50" High Side Access Bookcase with two box and one file drawer with wardrobe (left hand shown)	left hand	23 <sup>7</sup> / <sub>8</sub> "	23 <sup>1</sup> / <sub>2</sub> "	48 <sup>5</sup> / <sub>16</sub> "	Y	DT3WSBLH5024BBFL	2,422.	2,787.	2,910.
	right hand	23 <sup>7</sup> / <sub>8</sub> "	23 <sup>1</sup> / <sub>2</sub> "	48 <sup>5</sup> / <sub>16</sub> "	Y	DT3WSBRH5024BBFL	2,422.	2,787.	2,910.



#### Order Code

Example:	DT3SBLH5024BBFL-117
DT3	Series 2 Steel Front, Series 2 Pull
SB	Side Access Bookcase
LH	Left Hand Access
50	50" High
24	24" Wide
B	Box Drawer
B	Box Drawer
F	File Drawer
L	Locking
117	Soft Grey paint finish

#### Specification Information

For non-locking towers, deduct as follows from the list price for each unit: Deduct \$30 for (1) lock unit, \$60 for (2) lock unit, and \$75 for a (3) lock unit. Substitute the "L" suffix with an "N" within the pattern number to designate a non-locking unit, example (DT3SLH6424BBFN)

"M" drawers consisting of a box drawer body with a file drawer head are available by substituting any two "B" or any one "F" character within the pattern number, example (DT3SLH6424MFN). Multiple "M" drawers may be specified providing they equal the total modules available.

A 6" drawer, behind a cupboard door is available by adding the numeral 1 to the end of the pattern number, example (DT3SLH6424BBFL1)

**Note:** 6" drawer behind doors are not available within the wardrobe portion of towers. Drawers behind doors are painted black.

#### Application Notes

Hanging rails and other accessories are not included and must be ordered separately. Hanging rails are included with 24" and 30" wide lateral drawers only. (See *Tower Accessories for pricing and order entry information*)

Half depth adjustable shelves and coat hooks may be ordered separately allowing the cupboard and wardrobe area of the 15", 24" and 30" wide towers to support binders as well as shorter coats. (See *Tower Accessories for pricing and order entry information*)

- 15" w Side Access and Display towers include (1) lock.
- Single door towers, double door towers, 24" w and 30" w Side Access and Display towers include (2) locks. (Except full-height doors which include (1) lock)
- Front Access (only) towers with wardrobe include (3) locks. (Except full-height doors with wardrobe which include (2) locks)

#### Critical Dimensions

Dimensions under, **w**, **d** and **h** are actual to the nearest 1/16"

50", 57" and 64" Tower Internal Dimensions

- Box and M drawer height: 4<sup>3</sup>/<sub>16</sub>"
- Box and M drawer width: 12<sup>1</sup>/<sub>16</sub>"
- Box and M drawer depth: 18<sup>3</sup>/<sub>8</sub>"
- File drawer height: 9<sup>1</sup>/<sub>4</sub>"
- File drawer width: 12<sup>1</sup>/<sub>16</sub>"
- File drawer depth: 18<sup>3</sup>/<sub>8</sub>"
- Wide drawer height: 9<sup>7</sup>/<sub>16</sub>"
- Wide drawer width: 20<sup>3</sup>/<sub>4</sub>"
- Wide drawer depth: 22<sup>7</sup>/<sub>8</sub>"

**Note:** All towers are configured from the top down with standard combinations of box and file drawers.

**Note: Drawer behind door list pricing is as follows: 1= \$255**

*Note: Series 2 Steel front doors are standard without a handle. Handles may be ordered for cupboard doors as a special.*

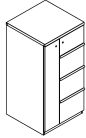
# Storage Towers Steel Front - Series 2 Pull

## 24" Wide Storage Towers

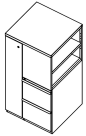
### 50" High

Series 2 Storage

description	type	w	d	h	lock	pattern no.	P1	P2	P3
50" High tower with three file drawers and door and wardrobe (left hand shown)	left hand	23 <sup>7</sup> / <sub>8</sub> "	23 <sup>1</sup> / <sub>2</sub> "	48 <sup>7</sup> / <sub>16</sub> "	Y	DT3WSLH5024FFFL	\$2,331.	\$2,679.	\$2,795.
	right hand	23 <sup>7</sup> / <sub>8</sub> "	23 <sup>1</sup> / <sub>2</sub> "	48 <sup>7</sup> / <sub>16</sub> "	Y	DT3WSRH5024FFFL	2,331.	2,679.	2,795.



50" High Side Access Bookcase with two file drawers with wardrobe (left hand shown)	left hand	23 <sup>7</sup> / <sub>8</sub> "	23 <sup>1</sup> / <sub>2</sub> "	48 <sup>7</sup> / <sub>16</sub> "	Y	DT3WSBLH5024FFL	2,331.	2,679.	2,795.
	right hand	23 <sup>7</sup> / <sub>8</sub> "	23 <sup>1</sup> / <sub>2</sub> "	48 <sup>7</sup> / <sub>16</sub> "	Y	DT3WSBRH5024FFL	2,331.	2,679.	2,795.



#### Order Code

Example:	DT3SBLH5024BBFL-117
<b>DT3</b>	Series 2 Steel Front, Series 2 Pull
<b>SB</b>	Side Access Bookcase
<b>LH</b>	Left Hand Access
<b>50</b>	50" High
<b>24</b>	24" Wide
<b>B</b>	Box Drawer
<b>B</b>	Box Drawer
<b>F</b>	File Drawer
<b>L</b>	Locking
<b>117</b>	Soft Grey paint finish

#### Specification Information

For non-locking towers, deduct as follows from the list price for each unit: Deduct \$30 for (1) lock unit, \$60 for (2) lock unit, and \$75 for a (3) lock unit. Substitute the "L" suffix with an "N" within the pattern number to designate a non-locking unit, example (DT3SLH6424BBFN)

"M" drawers consisting of a box drawer body with a file drawer head are available by substituting any two "B" or any one "F" character within the pattern number, example (DT3SLH6424MFN). Multiple "M" drawers may be specified providing they equal the total modules available.

A 6" drawer, behind a cupboard door is available by adding the numeral 1 to the end of the pattern number, example (DT3SLH6424BBFL1)

**Note:** 6" drawer behind doors are not available within the wardrobe portion of towers. Drawers behind doors are painted black.

#### Application Notes

Hanging rails and other accessories are not included and must be ordered separately. Hanging rails are included with 24" and 30" wide lateral drawers only. (See *Tower Accessories for pricing and order entry information*)

Half depth adjustable shelves and coat hooks may be ordered separately allowing the cupboard and wardrobe area of the 15", 24" and 30" wide towers to support binders as well as shorter coats. (See *Tower Accessories for pricing and order entry information*)

- 15" w Side Access and Display towers include (1) lock.
- Single door towers, double door towers, 24" w and 30" w Side Access and Display towers include (2) locks. (Except full-height doors which include (1) lock)
- Front Access (only) towers with wardrobe include (3) locks. (Except full-height doors with wardrobe which include (2) locks)

#### Critical Dimensions

Dimensions under, **w**, **d** and **h** are actual to the nearest <sup>1</sup>/<sub>16</sub>"

50", 57" and 64" Tower Internal Dimensions

- Box and M drawer height: 4<sup>7</sup>/<sub>16</sub>"
- Box and M drawer width: 12<sup>1</sup>/<sub>16</sub>"
- Box and M drawer depth: 18<sup>3</sup>/<sub>8</sub>"
- File drawer height: 9<sup>1</sup>/<sub>4</sub>"
- File drawer width: 12<sup>1</sup>/<sub>16</sub>"
- File drawer depth: 18<sup>3</sup>/<sub>8</sub>"
- Wide drawer height: 9<sup>7</sup>/<sub>16</sub>"
- Wide drawer width: 20<sup>3</sup>/<sub>4</sub>"
- Wide drawer depth: 22<sup>7</sup>/<sub>8</sub>"

**Note:** All towers are configured from the top down with standard combinations of box and file drawers.

**Note: Drawer behind door list pricing is as follows: 1= \$255**

*Note: Series 2 Steel front doors are standard without a handle. Handles may be ordered for cupboard doors as a special.*

# Storage Towers Steel Front - Series 2 Pull

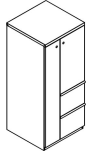
## 24" Wide Storage Towers

### 57" High

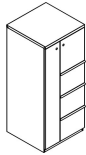
Series 2 Storage

Series 2 Steel Front Storage

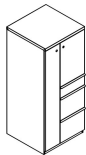
description	type	w	d	h	lock	pattern no.	P1	P2	P3
57" High tower with two file drawers and door and wardrobe (left hand shown)	left hand	23 <sup>7</sup> / <sub>8</sub> "	23 <sup>1</sup> / <sub>2</sub> "	56 <sup>3</sup> / <sub>16</sub> "	Y	<b>DT3WSLH5724FFL</b>	\$2,054.	\$2,362.	\$2,464.
	right hand	23 <sup>7</sup> / <sub>8</sub> "	23 <sup>1</sup> / <sub>2</sub> "	56 <sup>3</sup> / <sub>16</sub> "	Y	<b>DT3WSRH5724FFL</b>	2,054.	2,362.	2,464.



57" High tower with three file drawers and door and wardrobe (left hand shown)	left hand	23 <sup>7</sup> / <sub>8</sub> "	23 <sup>1</sup> / <sub>2</sub> "	56 <sup>3</sup> / <sub>16</sub> "	Y	<b>DT3WSLH5724FFFL</b>	2,386.	2,744.	2,862.
	right hand	23 <sup>7</sup> / <sub>8</sub> "	23 <sup>1</sup> / <sub>2</sub> "	56 <sup>3</sup> / <sub>16</sub> "	Y	<b>DT3WSRH5724FFFL</b>	2,386.	2,744.	2,862.



57" High tower with one box and two file drawers and door and wardrobe (left hand shown)	left hand	23 <sup>7</sup> / <sub>8</sub> "	23 <sup>1</sup> / <sub>2</sub> "	56 <sup>3</sup> / <sub>16</sub> "	Y	<b>DT3WSLH5724BFFL</b>	2,420.	2,785.	2,904.
	right hand	23 <sup>7</sup> / <sub>8</sub> "	23 <sup>1</sup> / <sub>2</sub> "	56 <sup>3</sup> / <sub>16</sub> "	Y	<b>DT3WSRH5724BFFL</b>	2,420.	2,785.	2,904.



#### Order Code

Example:	<b>DT3SBLH5724BBFL-117</b>
<b>DT3</b>	Series 2 Steel Front, Series 2 Pull
<b>SB</b>	Side Access Bookcase
<b>LH</b>	Left Hand Access
<b>57</b>	57" High
<b>24</b>	24" Wide
<b>B</b>	Box Drawer
<b>B</b>	Box Drawer
<b>F</b>	File Drawer
<b>L</b>	Locking
<b>117</b>	Soft Grey paint finish

#### Specification Information

For non-locking towers, deduct as follows from the list price for each unit: Deduct \$30 for (1) lock unit, \$60 for (2) lock unit, and \$75 for a (3) lock unit. Substitute the "L" suffix with an "N" within the pattern number to designate a non-locking unit, example (DT3SLH6424BBFN)

#### Application Notes

Hanging rails and other accessories are not included and must be ordered separately. Hanging rails are included with 24" and 30" wide lateral drawers only. (See *Tower Accessories for pricing and order entry information*)

Half depth adjustable shelves and coat hooks may be ordered separately allowing the cupboard and wardrobe area of the 15", 24" and 30" wide towers to support binders as well as shorter coats. (See *Tower Accessories for pricing and order entry information*)

- 15" w Side Access and Display towers include (1) lock.
- Single door towers, double door towers, 24" w and 30" w Side Access and Display towers include (2) locks. (Except full-height doors which include (1) lock)
- Front Access (only) towers with wardrobe include (3) locks. (Except full-height doors with wardrobe which include (2) locks)

#### Critical Dimensions

Dimensions under, **w**, **d** and **h** are actual to the nearest 1/16"

50", 57" and 64" Tower Internal Dimensions

- Box and M drawer height: 4<sup>3</sup>/<sub>16</sub>"
- Box and M drawer width: 12<sup>1</sup>/<sub>16</sub>"
- Box and M drawer depth: 18<sup>3</sup>/<sub>8</sub>"
- File drawer height: 9<sup>1</sup>/<sub>4</sub>"
- File drawer width: 12<sup>1</sup>/<sub>16</sub>"
- File drawer depth: 18<sup>3</sup>/<sub>8</sub>"
- Wide drawer height: 9<sup>7</sup>/<sub>16</sub>"
- Wide drawer width: 20<sup>3</sup>/<sub>4</sub>"
- Wide drawer depth: 22<sup>7</sup>/<sub>8</sub>"

**Note:** All towers are configured from the top down with standard combinations of box and file drawers.

**Note: Drawer behind door list pricing is as follows: 1= \$255**

*Note: Series 2 Steel front doors are standard without a handle. Handles may be ordered for cupboard doors as a special.*



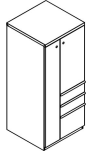
# Storage Towers Steel Front - Series 2 Pull

## 24" Wide Storage Towers

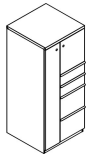
### 57" High

Series 2 Storage

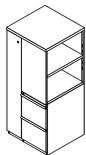
description	type	w	d	h	lock	pattern no.	P1	P2	P3
57" High tower with two box and one file drawer and door and wardrobe (left hand shown)	left hand	23 <sup>7</sup> / <sub>8</sub> "	23 <sup>1</sup> / <sub>2</sub> "	56 <sup>3</sup> / <sub>16</sub> "	Y	DT3WSLH5724BBFL	\$2,295.	\$2,639.	\$2,754.
	right hand	23 <sup>7</sup> / <sub>8</sub> "	23 <sup>1</sup> / <sub>2</sub> "	56 <sup>3</sup> / <sub>16</sub> "	Y	DT3WSRH5724BBFL	2,295.	2,639.	2,754.



57" High tower with two box and two file drawers and door and wardrobe (left hand shown)	left hand	23 <sup>7</sup> / <sub>8</sub> "	23 <sup>1</sup> / <sub>2</sub> "	56 <sup>3</sup> / <sub>16</sub> "	Y	DT3WSLH5724BBFFL	2,599.	2,988.	3,115.
	right hand	23 <sup>7</sup> / <sub>8</sub> "	23 <sup>1</sup> / <sub>2</sub> "	56 <sup>3</sup> / <sub>16</sub> "	Y	DT3WSRH5724BBFFL	2,599.	2,988.	3,115.



57" High Side Access Bookcase with two file drawers with wardrobe (left hand shown)	left hand	23 <sup>7</sup> / <sub>8</sub> "	23 <sup>1</sup> / <sub>2</sub> "	56 <sup>3</sup> / <sub>16</sub> "	Y	DT3WSBLH5724FFL	2,428.	2,792.	2,913.
	right hand	23 <sup>7</sup> / <sub>8</sub> "	23 <sup>1</sup> / <sub>2</sub> "	56 <sup>3</sup> / <sub>16</sub> "	Y	DT3WSBRH5724FFL	2,428.	2,792.	2,913.



#### Order Code

Example:	DT3SBLH5724BBFL-117
DT3	Series 2 Steel Front, Series 2 Pull
SB	Side Access Bookcase
LH	Left Hand Access
57	57" High
24	24" Wide
B	Box Drawer
B	Box Drawer
F	File Drawer
L	Locking
117	Soft Grey paint finish

#### Specification Information

For non-locking towers, deduct as follows from the list price for each unit: Deduct \$30 for (1) lock unit, \$60 for (2) lock unit, and \$75 for a (3) lock unit. Substitute the "L" suffix with an "N" within the pattern number to designate a non-locking unit, example (DT3SLH6424BBFN)

"M" drawers consisting of a box drawer body with a file drawer head are available by substituting any two "B" or any one "F" character within the pattern number, example (DT3SLH6424MFN). Multiple "M" drawers may be specified providing they equal the total modules available.

A 6" drawer, behind a cupboard door is available by adding the numeral 1 to the end of the pattern number, example (DT3SLH6424BBFL1)

**Note:** 6" drawer behind doors are not available within the wardrobe portion of towers. Drawers behind doors are painted black.

#### Application Notes

Hanging rails and other accessories are not included and must be ordered separately. Hanging rails are included with 24" and 30" wide lateral drawers only. (See *Tower Accessories for pricing and order entry information*)

Half depth adjustable shelves and coat hooks may be ordered separately allowing the cupboard and wardrobe area of the 15", 24" and 30" wide towers to support binders as well as shorter coats. (See *Tower Accessories for pricing and order entry information*)

- 15" w Side Access and Display towers include (1) lock.
- Single door towers, double door towers, 24" w and 30" w Side Access and Display towers include (2) locks. (Except full-height doors which include (1) lock)
- Front Access (only) towers with wardrobe include (3) locks. (Except full-height doors with wardrobe which include (2) locks)

#### Critical Dimensions

Dimensions under, **w**, **d** and **h** are actual to the nearest <sup>1</sup>/<sub>16</sub>"

50", 57" and 64" Tower Internal Dimensions

- Box and M drawer height: 4<sup>7</sup>/<sub>16</sub>"
- Box and M drawer width: 12<sup>1</sup>/<sub>16</sub>"
- Box and M drawer depth: 18<sup>3</sup>/<sub>8</sub>"
- File drawer height: 9<sup>1</sup>/<sub>4</sub>"
- File drawer width: 12<sup>1</sup>/<sub>16</sub>"
- File drawer depth: 18<sup>3</sup>/<sub>8</sub>"
- Wide drawer height: 9<sup>7</sup>/<sub>16</sub>"
- Wide drawer width: 20<sup>3</sup>/<sub>4</sub>"
- Wide drawer depth: 22<sup>7</sup>/<sub>8</sub>"

**Note:** All towers are configured from the top down with standard combinations of box and file drawers.

**Note: Drawer behind door list pricing is as follows: 1= \$255**

*Note: Series 2 Steel front doors are standard without a handle. Handles may be ordered for cupboard doors as a special.*

# Storage Towers Steel Front - Series 2 Pull

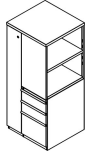
## 24" Wide Storage Towers

### 57" High

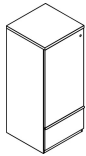
Series 2 Storage

Series 2 Steel Front Storage

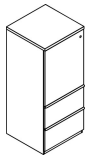
description	type	w	d	h	lock	pattern no.	P1	P2	P3
57" High Side Access Bookcase with two box and one file drawer with wardrobe (left hand shown)	left hand	23 <sup>7</sup> / <sub>8</sub> "	23 <sup>1</sup> / <sub>2</sub> "	56 <sup>3</sup> / <sub>16</sub> "	Y	DT3WSBLH5724BBFL	\$2,518.	\$2,896.	\$3,023.
	right hand	23 <sup>7</sup> / <sub>8</sub> "	23 <sup>1</sup> / <sub>2</sub> "	56 <sup>3</sup> / <sub>16</sub> "	Y	DT3WSBRH5724BBFL	2,518.	2,896.	3,023.



57" High Single Door tower with wide drawer (left hand shown)	left hand	23 <sup>7</sup> / <sub>8</sub> "	23 <sup>1</sup> / <sub>2</sub> "	56 <sup>3</sup> / <sub>16</sub> "	Y	DT3SLH5724WL	1,711.	1,967.	2,052.
	right hand	23 <sup>7</sup> / <sub>8</sub> "	23 <sup>1</sup> / <sub>2</sub> "	56 <sup>3</sup> / <sub>16</sub> "	Y	DT3SRH5724WL	1,711.	1,967.	2,052.



57" High Single Door tower with two wide drawers (left hand shown)	left hand	23 <sup>7</sup> / <sub>8</sub> "	23 <sup>1</sup> / <sub>2</sub> "	56 <sup>3</sup> / <sub>16</sub> "	Y	DT3SLH5724WWL	2,002.	2,302.	2,402.
	right hand	23 <sup>7</sup> / <sub>8</sub> "	23 <sup>1</sup> / <sub>2</sub> "	56 <sup>3</sup> / <sub>16</sub> "	Y	DT3SRH5724WWL	2,002.	2,302.	2,402.



#### Order Code

Example:	DT3SBLH5724BBFL-117
DT3	Series 2 Steel Front, Series 2 Pull
SB	Side Access Bookcase
LH	Left Hand Access
57	57" High
24	24" Wide
B	Box Drawer
B	Box Drawer
F	File Drawer
L	Locking
117	Soft Grey paint finish

#### Specification Information

For non-locking towers, deduct as follows from the list price for each unit: Deduct \$30 for (1) lock unit, \$60 for (2) lock unit, and \$75 for a (3) lock unit. Substitute the "L" suffix with an "N" within the pattern number to designate a non-locking unit, example (DT3SLH6424BBFN)

#### Application Notes

- Hanging rails and other accessories are not included and must be ordered separately. Hanging rails are included with 24" and 30" wide lateral drawers only. (See *Tower Accessories for pricing and order entry information*)
- Half depth adjustable shelves and coat hooks may be ordered separately allowing the cupboard and wardrobe area of the 15", 24" and 30" wide towers to support binders as well as shorter coats. (See *Tower Accessories for pricing and order entry information*)
- 15" w Side Access and Display towers include (1) lock.
  - Single door towers, double door towers, 24" w and 30" w Side Access and Display towers include (2) locks. (Except full-height doors which include (1) lock)
  - Front Access (only) towers with wardrobe include (3) locks. (Except full-height doors with wardrobe which include (2) locks)

#### Critical Dimensions

Dimensions under, **w**, **d** and **h** are actual to the nearest 1/16"

50", 57" and 64" Tower Internal Dimensions

- Box and M drawer height: 4<sup>3</sup>/<sub>16</sub>"
- Box and M drawer width: 12<sup>1</sup>/<sub>16</sub>"
- Box and M drawer depth: 18<sup>3</sup>/<sub>8</sub>"
- File drawer height: 9<sup>1</sup>/<sub>4</sub>"
- File drawer width: 12<sup>1</sup>/<sub>16</sub>"
- File drawer depth: 18<sup>3</sup>/<sub>8</sub>"
- Wide drawer height: 9<sup>7</sup>/<sub>16</sub>"
- Wide drawer width: 20<sup>3</sup>/<sub>4</sub>"
- Wide drawer depth: 22<sup>7</sup>/<sub>8</sub>"

**Note:** All towers are configured from the top down with standard combinations of box and file drawers.

**Note: Drawer behind door list pricing is as follows: 1= \$255**

*Note: Series 2 Steel front doors are standard without a handle. Handles may be ordered for cupboard doors as a special.*

# Storage Towers Steel Front - Series 2 Pull

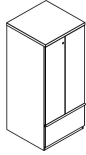
## 24" Wide Storage Towers

### 57" High

Series 2 Storage

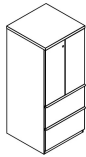
description	type	w	d	h	lock	pattern no.	P1	P2	P3
-------------	------	---	---	---	------	-------------	----	----	----

57" High Double Door tower with one wide drawer



24" and 30" wide double door cabinets may be ordered with a grommet option located in the back of the case by adding a "G" between the 4th and 5th character of the pattern number, example (DT3DG5724WL). Add \$100 list for this option. **Note**, by adding a "G" option, the cabinet will also receive AV hinged doors.

57" High Double Door tower with two wide drawers



24" and 30" wide double door cabinets may be ordered with a grommet option located in the back of the case by adding a "G" between the 4th and 5th character of the pattern number, example (DT3DG5724WL). Add \$100 list for this option. **Note**, by adding a "G" option, the cabinet will also receive AV hinged doors.

#### Order Code

Example:	<b>DT3SBLH5724BBFL-117</b>
<b>DT3</b>	Series 2 Steel Front, Series 2 Pull
<b>SB</b>	Side Access Bookcase
<b>LH</b>	Left Hand Access
<b>57</b>	57" High
<b>24</b>	24" Wide
<b>B</b>	Box Drawer
<b>B</b>	Box Drawer
<b>F</b>	File Drawer
<b>L</b>	Locking
<b>117</b>	Soft Grey paint finish

#### Specification Information

For non-locking towers, deduct as follows from the list price for each unit: Deduct \$30 for (1) lock unit, \$60 for (2) lock unit, and \$75 for a (3) lock unit. Substitute the "L" suffix with an "N" within the pattern number to designate a non-locking unit, example (DT3SLH6424BBFN)

#### Application Notes

Hanging rails and other accessories are not included and must be ordered separately. Hanging rails are included with 24" and 30" wide lateral drawers only. (See *Tower Accessories for pricing and order entry information*)

Half depth adjustable shelves and coat hooks may be ordered separately allowing the cupboard and wardrobe area of the 15", 24" and 30" wide towers to support binders as well as shorter coats. (See *Tower Accessories for pricing and order entry information*)

- 15" w Side Access and Display towers include (1) lock.
- Single door towers, double door towers, 24" w and 30" w Side Access and Display towers include (2) locks. (Except full-height doors which include (1) lock)
- Front Access (only) towers with wardrobe include (3) locks. (Except full-height doors with wardrobe which include (2) locks)

#### Critical Dimensions

Dimensions under, **w**, **d** and **h** are actual to the nearest 1/16"

50", 57" and 64" Tower Internal Dimensions

- Box and M drawer height: 4 7/16"
- Box and M drawer width: 12 1/16"
- Box and M drawer depth: 18 3/8"
- File drawer height: 9 1/4"
- File drawer width: 12 1/16"
- File drawer depth: 18 3/8"
- Wide drawer height: 9 7/16"
- Wide drawer width: 20 3/4"
- Wide drawer depth: 22 7/8"

**Note:** All towers are configured from the top down with standard combinations of box and file drawers.

**Note: Drawer behind door list pricing is as follows: 1= \$255**

*Note: Series 2 Steel front doors are standard without a handle. Handles may be ordered for cupboard doors as a special.*

# Storage Towers Steel Front - Series 2 Pull

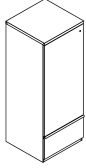
## 24" Wide Storage Towers

### 64" High

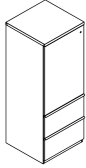
Series 2 Storage

Series 2 Steel Front Storage

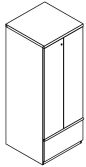
description	type	w	d	h	lock	pattern no.	P1	P2	P3
64" High Single Door tower with wide drawer (left hand shown)	left hand	23 7/8"	23 1/2"	63 5/16"	Y	<b>DT3SLH6424WL</b>	\$1,733.	\$1,994.	\$2,082.
	right hand	23 7/8"	23 1/2"	63 5/16"	Y	<b>DT3SRH6424WL</b>	1,733.	1,994.	2,082.



64" High Single Door tower with two wide drawers (left hand shown)	left hand	23 7/8"	23 1/2"	63 5/16"	Y	<b>DT3SLH6424WWL</b>	2,013.	2,314.	2,412.
	right hand	23 7/8"	23 1/2"	63 5/16"	Y	<b>DT3SRH6424WWL</b>	2,013.	2,314.	2,412.



64" High Double Door tower with one wide drawer		23 7/8"	23 1/2"	63 5/16"	Y	<b>DT3D6424WL</b>	2,123.	2,443.	2,550.
-------------------------------------------------	--	---------	---------	----------	---	-------------------	--------	--------	--------



24" and 30" wide double door cabinets may be ordered with a grommet option located in the back of the case by adding a "G" between the 4th and 5th character of the pattern number, example (DT3DG6424WL). Add \$100 list for this option. **Note**, by adding a "G" option, the cabinet will also receive AV hinged doors.

#### Order Code

Example:	<b>DT3SBLH6424BBFL-117</b>
<b>DT3</b>	Series 2 Steel Front, Series 2 Pull
<b>SB</b>	Side Access Bookcase
<b>LH</b>	Left Hand Access
<b>64</b>	64" High
<b>24</b>	24" Wide
<b>B</b>	Box Drawer
<b>B</b>	Box Drawer
<b>F</b>	File Drawer
<b>L</b>	Locking
<b>117</b>	Soft Grey paint finish

#### Specification Information

For non-locking towers, deduct as follows from the list price for each unit: Deduct \$30 for (1) lock unit, \$60 for (2) lock unit, and \$75 for a (3) lock unit. Substitute the "L" suffix with an "N" within the pattern number to designate a non-locking unit, example (DT3SLH6424BBFN)

#### Application Notes

- Hanging rails and other accessories are not included and must be ordered separately. Hanging rails are included with 24" and 30" wide lateral drawers only. (See *Tower Accessories for pricing and order entry information*)
- Half depth adjustable shelves and coat hooks may be ordered separately allowing the cupboard and wardrobe area of the 15", 24" and 30" wide towers to support binders as well as shorter coats. (See *Tower Accessories for pricing and order entry information*)
- 15" w Side Access and Display towers include (1) lock.
  - Single door towers, double door towers, 24" w and 30" w Side Access and Display towers include (2) locks. (Except full-height doors which include (1) lock)
  - Front Access (only) towers with wardrobe include (3) locks. (Except full-height doors with wardrobe which include (2) locks)

#### Critical Dimensions

Dimensions under, **w**, **d** and **h** are actual to the nearest 1/16"

50", 57" and 64" Tower Internal Dimensions

- Box and M drawer height: 4 3/16"
- Box and M drawer width: 12 1/16"
- Box and M drawer depth: 18 3/8"
- File drawer height: 9 1/4"
- File drawer width: 12 1/16"
- File drawer depth: 18 3/8"
- Wide drawer height: 9 7/16"
- Wide drawer width: 20 3/4"
- Wide drawer depth: 22 7/8"

**Note:** All towers are configured from the top down with standard combinations of box and file drawers.

**Note: Drawer behind door list pricing is as follows: 1= \$255**

*Note: Series 2 Steel front doors are standard without a handle. Handles may be ordered for cupboard doors as a special.*

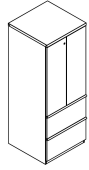
# Storage Towers Steel Front - Series 2 Pull

## 24" Wide Storage Towers

### 64" High

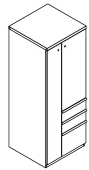
Series 2 Storage

description	type	w	d	h	lock	pattern no.	P1	P2	P3
64" High Double Door tower with two wide drawers		23 7/8"	23 1/2"	63 5/16"	Y	<b>DT3DG6424WWL</b>	\$2,517.	\$2,895.	\$3,022.



24" and 30" wide double door cabinets may be ordered with a grommet option located in the back of the case by adding a "G" between the 4th and 5th character of the pattern number, example (DT3DG6424WL). Add \$100 list for this option. **Note**, by adding a "G" option, the cabinet will also receive AV hinged doors.

64" High tower with two box and one file drawer and door and wardrobe (left hand shown)	left hand	23 7/8"	23 1/2"	63 5/16"	Y	<b>DT3WSLH6424BBFL</b>	2,310.	2,657.	2,772.
	right hand	23 7/8"	23 1/2"	63 5/16"	Y	<b>DT3WSRH6424BBFL</b>	2,310.	2,657.	2,772.



#### Order Code

Example:	<b>DT3SBLH6424BBFL-117</b>
<b>DT3</b>	Series 2 Steel Front, Series 2 Pull
<b>SB</b>	Side Access Bookcase
<b>LH</b>	Left Hand Access
<b>64</b>	64" High
<b>24</b>	24" Wide
<b>B</b>	Box Drawer
<b>B</b>	Box Drawer
<b>F</b>	File Drawer
<b>L</b>	Locking
<b>117</b>	Soft Grey paint finish

#### Specification Information

For non-locking towers, deduct as follows from the list price for each unit: Deduct \$30 for (1) lock unit, \$60 for (2) lock unit, and \$75 for a (3) lock unit. Substitute the "L" suffix with an "N" within the pattern number to designate a non-locking unit, example (DT3SLH6424BBFN)

#### Application Notes

Hanging rails and other accessories are not included and must be ordered separately. Hanging rails are included with 24" and 30" wide lateral drawers only. (See *Tower Accessories for pricing and order entry information*)

Half depth adjustable shelves and coat hooks may be ordered separately allowing the cupboard and wardrobe area of the 15", 24" and 30" wide towers to support binders as well as shorter coats. (See *Tower Accessories for pricing and order entry information*)

- 15" w Side Access and Display towers include (1) lock.
- Single door towers, double door towers, 24" w and 30" w Side Access and Display towers include (2) locks. (Except full-height doors which include (1) lock)
- Front Access (only) towers with wardrobe include (3) locks. (Except full-height doors with wardrobe which include (2) locks)

#### Critical Dimensions

Dimensions under, **w**, **d** and **h** are actual to the nearest 1/16"

50", 57" and 64" Tower Internal Dimensions

- Box and M drawer height: 4 3/16"
- Box and M drawer width: 12 1/16"
- Box and M drawer depth: 18 3/8"
- File drawer height: 9 1/4"
- File drawer width: 12 1/16"
- File drawer depth: 18 3/8"
- Wide drawer height: 9 7/16"
- Wide drawer width: 20 3/4"
- Wide drawer depth: 22 7/8"

**Note:** All towers are configured from the top down with standard combinations of box and file drawers.

**Note: Drawer behind door list pricing is as follows: 1= \$255**

*Note: Series 2 Steel front doors are standard without a handle. Handles may be ordered for cupboard doors as a special.*

# Storage Towers Steel Front - Series 2 Pull

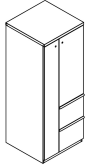
## 24" Wide Storage Towers

### 64" High

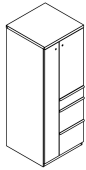
Series 2 Storage

Series 2 Steel Front Storage

description	type	w	d	h	lock	pattern no.	P1	P2	P3
64" High tower with two file drawers and door and wardrobe (left hand shown)	left hand	23 <sup>7</sup> / <sub>8</sub> "	23 <sup>1</sup> / <sub>2</sub> "	63 <sup>5</sup> / <sub>16</sub> "	Y	DT3WSLH6424FFL	\$2,060.	\$2,372.	\$2,475.
	right hand	23 <sup>7</sup> / <sub>8</sub> "	23 <sup>1</sup> / <sub>2</sub> "	63 <sup>5</sup> / <sub>16</sub> "	Y	DT3WSRH6424FFL	2,060.	2,372.	2,475.



64" High tower with one box and two file drawers and door and wardrobe (left hand shown)	left hand	23 <sup>7</sup> / <sub>8</sub> "	23 <sup>1</sup> / <sub>2</sub> "	63 <sup>5</sup> / <sub>16</sub> "	Y	DT3WSLH6424BFFL	2,455.	2,824.	2,948.
	right hand	23 <sup>7</sup> / <sub>8</sub> "	23 <sup>1</sup> / <sub>2</sub> "	63 <sup>5</sup> / <sub>16</sub> "	Y	DT3WSRH6424BFFL	2,455.	2,824.	2,948.



#### Order Code

Example:	DT3SBLH6424BBFL-117
<b>DT3</b>	Series 2 Steel Front, Series 2 Pull
<b>SB</b>	Side Access Bookcase
<b>LH</b>	Left Hand Access
<b>64</b>	64" High
<b>24</b>	24" Wide
<b>B</b>	Box Drawer
<b>B</b>	Box Drawer
<b>F</b>	File Drawer
<b>L</b>	Locking
<b>117</b>	Soft Grey paint finish

#### Specification Information

For non-locking towers, deduct as follows from the list price for each unit: Deduct \$30 for (1) lock unit, \$60 for (2) lock unit, and \$75 for a (3) lock unit. Substitute the "L" suffix with an "N" within the pattern number to designate a non-locking unit, example (DT3SLH6424BBFN)

"M" drawers consisting of a box drawer body with a file drawer head are available by substituting any two "B" or any one "F" character within the pattern number, example (DT3SLH6424MFN). Multiple "M" drawers may be specified providing they equal the total modules available.

A 6" drawer, behind a cupboard door is available by adding the numeral 1 to the end of the pattern number, example (DT3SLH6424BBFL1)

**Note:** 6" drawer behind doors are not available within the wardrobe portion of towers. Drawers behind doors are painted black.

#### Application Notes

Hanging rails and other accessories are not included and must be ordered separately. Hanging rails are included with 24" and 30" wide lateral drawers only. (See *Tower Accessories for pricing and order entry information*)

Half depth adjustable shelves and coat hooks may be ordered separately allowing the cupboard and wardrobe area of the 15", 24" and 30" wide towers to support binders as well as shorter coats. (See *Tower Accessories for pricing and order entry information*)

- 15" w Side Access and Display towers include (1) lock.
- Single door towers, double door towers, 24" w and 30" w Side Access and Display towers include (2) locks. (Except full-height doors which include (1) lock)
- Front Access (only) towers with wardrobe include (3) locks. (Except full-height doors with wardrobe which include (2) locks)

#### Critical Dimensions

Dimensions under, **w**, **d** and **h** are actual to the nearest <sup>1</sup>/<sub>16</sub>"

50", 57" and 64" Tower Internal Dimensions

- Box and M drawer height: 4<sup>7</sup>/<sub>16</sub>"
- Box and M drawer width: 12<sup>1</sup>/<sub>16</sub>"
- Box and M drawer depth: 18<sup>3</sup>/<sub>8</sub>"
- File drawer height: 9<sup>1</sup>/<sub>4</sub>"
- File drawer width: 12<sup>1</sup>/<sub>16</sub>"
- File drawer depth: 18<sup>3</sup>/<sub>8</sub>"
- Wide drawer height: 9<sup>7</sup>/<sub>16</sub>"
- Wide drawer width: 20<sup>3</sup>/<sub>4</sub>"
- Wide drawer depth: 22<sup>7</sup>/<sub>8</sub>"

**Note:** All towers are configured from the top down with standard combinations of box and file drawers.

**Note: Drawer behind door list pricing is as follows: 1= \$255**

*Note: Series 2 Steel front doors are standard without a handle. Handles may be ordered for cupboard doors as a special.*

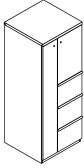
# Storage Towers Steel Front - Series 2 Pull

## 24" Wide Storage Towers

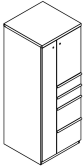
### 64" High

Series 2 Storage

description	type	w	d	h	lock	pattern no.	P1	P2	P3
64" High tower with three file drawers and door and wardrobe (left hand shown)	left hand	23 <sup>7</sup> / <sub>8</sub> "	23 <sup>1</sup> / <sub>2</sub> "	63 <sup>5</sup> / <sub>16</sub> "	Y	DT3WSLH6424FFFL	\$2,444.	\$2,809.	\$2,932.
	right hand	23 <sup>7</sup> / <sub>8</sub> "	23 <sup>1</sup> / <sub>2</sub> "	63 <sup>5</sup> / <sub>16</sub> "	Y	DT3WSRH6424FFFL	2,444.	2,809.	2,932.



64" High tower with two box and two file drawers and door and wardrobe (left hand shown)	left hand	23 <sup>7</sup> / <sub>8</sub> "	23 <sup>1</sup> / <sub>2</sub> "	63 <sup>5</sup> / <sub>16</sub> "	Y	DT3WSLH6424BBFFL	2,654.	3,052.	3,182.
	right hand	23 <sup>7</sup> / <sub>8</sub> "	23 <sup>1</sup> / <sub>2</sub> "	63 <sup>5</sup> / <sub>16</sub> "	Y	DT3WSRH6424BBFFL	2,654.	3,052.	3,182.



#### Order Code

Example:	DT3SBLH6424BBFL-117
<b>DT3</b>	Series 2 Steel Front, Series 2 Pull
<b>SB</b>	Side Access Bookcase
<b>LH</b>	Left Hand Access
<b>64</b>	64" High
<b>24</b>	24" Wide
<b>B</b>	Box Drawer
<b>B</b>	Box Drawer
<b>F</b>	File Drawer
<b>L</b>	Locking
<b>117</b>	Soft Grey paint finish

#### Specification Information

For non-locking towers, deduct as follows from the list price for each unit: Deduct \$30 for (1) lock unit, \$60 for (2) lock unit, and \$75 for a (3) lock unit. Substitute the "L" suffix with an "N" within the pattern number to designate a non-locking unit, example (DT3SLH6424BBFN)

"M" drawers consisting of a box drawer body with a file drawer head are available by substituting any two "B" or any one "F" character within the pattern number, example (DT3SLH6424MFN). Multiple "M" drawers may be specified providing they equal the total modules available.

A 6" drawer, behind a cupboard door is available by adding the numeral 1 to the end of the pattern number, example (DT3SLH6424BBFL1)

**Note:** 6" drawer behind doors are not available within the wardrobe portion of towers. Drawers behind doors are painted black.

#### Application Notes

Hanging rails and other accessories are not included and must be ordered separately. Hanging rails are included with 24" and 30" wide lateral drawers only. (See *Tower Accessories for pricing and order entry information*)

Half depth adjustable shelves and coat hooks may be ordered separately allowing the cupboard and wardrobe area of the 15", 24" and 30" wide towers to support binders as well as shorter coats. (See *Tower Accessories for pricing and order entry information*)

- 15" w Side Access and Display towers include (1) lock.
- Single door towers, double door towers, 24" w and 30" w Side Access and Display towers include (2) locks. (Except full-height doors which include (1) lock)
- Front Access (only) towers with wardrobe include (3) locks. (Except full-height doors with wardrobe which include (2) locks)

#### Critical Dimensions

Dimensions under, **w**, **d** and **h** are actual to the nearest 1/16"

50", 57" and 64" Tower Internal Dimensions

- Box and M drawer height: 4<sup>3</sup>/<sub>16</sub>"
- Box and M drawer width: 12<sup>1</sup>/<sub>16</sub>"
- Box and M drawer depth: 18<sup>3</sup>/<sub>8</sub>"
- File drawer height: 9<sup>1</sup>/<sub>4</sub>"
- File drawer width: 12<sup>1</sup>/<sub>16</sub>"
- File drawer depth: 18<sup>3</sup>/<sub>8</sub>"
- Wide drawer height: 9<sup>7</sup>/<sub>16</sub>"
- Wide drawer width: 20<sup>3</sup>/<sub>4</sub>"
- Wide drawer depth: 22<sup>7</sup>/<sub>8</sub>"

**Note:** All towers are configured from the top down with standard combinations of box and file drawers.

**Note: Drawer behind door list pricing is as follows: 1= \$255**

*Note: Series 2 Steel front doors are standard without a handle. Handles may be ordered for cupboard doors as a special.*

# Storage Towers Steel Front - Series 2 Pull

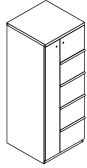
## 24" Wide Storage Towers

### 64" High

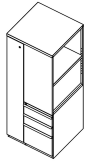
Series 2 Storage

Series 2 Steel Front Storage

description	type	w	d	h	lock	pattern no.	P1	P2	P3
64" High tower with four file drawers and door and wardrobe (left hand shown)	left hand	23 <sup>7</sup> / <sub>8</sub> "	23 <sup>1</sup> / <sub>2</sub> "	63 <sup>5</sup> / <sub>16</sub> "	Y	DT3WSLH6424FFFL	\$2,690.	\$3,093.	\$3,225.
	right hand	23 <sup>7</sup> / <sub>8</sub> "	23 <sup>1</sup> / <sub>2</sub> "	63 <sup>5</sup> / <sub>16</sub> "	Y	DT3WSRH6424FFFL	2,690.	3,093.	3,225.



64" High Side Access Bookcase with two box and one file drawer with wardrobe (left hand shown)	left hand	23 <sup>7</sup> / <sub>8</sub> "	23 <sup>1</sup> / <sub>2</sub> "	63 <sup>5</sup> / <sub>16</sub> "	Y	DT3WSBLH6424BBFL	2,572.	2,957.	3,086.
	right hand	23 <sup>7</sup> / <sub>8</sub> "	23 <sup>1</sup> / <sub>2</sub> "	63 <sup>5</sup> / <sub>16</sub> "	Y	DT3WSBRH6424BBFL	2,572.	2,957.	3,086.



#### Order Code

Example:	DT3SBLH6424BBFL-117
<b>DT3</b>	Series 2 Steel Front, Series 2 Pull
<b>SB</b>	Side Access Bookcase
<b>LH</b>	Left Hand Access
<b>64</b>	64" High
<b>24</b>	24" Wide
<b>B</b>	Box Drawer
<b>B</b>	Box Drawer
<b>F</b>	File Drawer
<b>L</b>	Locking
<b>117</b>	Soft Grey paint finish

#### Specification Information

For non-locking towers, deduct as follows from the list price for each unit: Deduct \$30 for (1) lock unit, \$60 for (2) lock unit, and \$75 for a (3) lock unit. Substitute the "L" suffix with an "N" within the pattern number to designate a non-locking unit, example (DT3SLH6424BBFN)

"M" drawers consisting of a box drawer body with a file drawer head are available by substituting any two "B" or any one "F" character within the pattern number, example (DT3SLH6424MFN). Multiple "M" drawers may be specified providing they equal the total modules available.

A 6" drawer, behind a cupboard door is available by adding the numeral 1 to the end of the pattern number, example (DT3SLH6424BBFL1)

**Note:** 6" drawer behind doors are not available within the wardrobe portion of towers. Drawers behind doors are painted black.

#### Application Notes

Hanging rails and other accessories are not included and must be ordered separately. Hanging rails are included with 24" and 30" wide lateral drawers only. (See *Tower Accessories for pricing and order entry information*)

Half depth adjustable shelves and coat hooks may be ordered separately allowing the cupboard and wardrobe area of the 15", 24" and 30" wide towers to support binders as well as shorter coats. (See *Tower Accessories for pricing and order entry information*)

- 15" wide Side Access and Display towers include (1) lock.
- Single door towers, double door towers, 24" wide and 30" wide Side Access and Display towers include (2) locks. (Except full-height doors which include (1) lock)
- Front Access (only) towers with wardrobe include (3) locks. (Except full-height doors with wardrobe which include (2) locks)

#### Critical Dimensions

Dimensions under, **w**, **d** and **h** are actual to the nearest 1/16"

50", 57" and 64" Tower Internal Dimensions

- Box and M drawer height: 4<sup>3</sup>/<sub>16</sub>"
- Box and M drawer width: 12<sup>1</sup>/<sub>16</sub>"
- Box and M drawer depth: 18<sup>3</sup>/<sub>8</sub>"
- File drawer height: 9<sup>1</sup>/<sub>4</sub>"
- File drawer width: 12<sup>1</sup>/<sub>16</sub>"
- File drawer depth: 18<sup>3</sup>/<sub>8</sub>"
- Wide drawer height: 9<sup>7</sup>/<sub>16</sub>"
- Wide drawer width: 20<sup>3</sup>/<sub>4</sub>"
- Wide drawer depth: 22<sup>7</sup>/<sub>8</sub>"

**Note:** All towers are configured from the top down with standard combinations of box and file drawers.

**Note: Drawer behind door list pricing is as follows: 1= \$255**

*Note: Series 2 Steel front doors are standard without a handle. Handles may be ordered for cupboard doors as a special.*



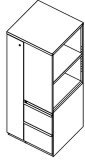
# Storage Towers Steel Front - Series 2 Pull

## 24" Wide Storage Towers

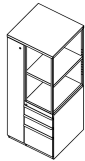
### 64" High

Series 2 Storage

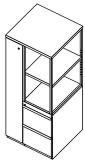
description	type	w	d	h	lock	pattern no.	P1	P2	P3
64" High Side Access Bookcase with two file drawers with wardrobe (left hand shown)	left hand	23 7/8"	23 1/2"	63 7/16"	Y	DT3WSBLH6424FFL	\$2,484.	\$2,858.	\$2,983.
	right hand	23 7/8"	23 1/2"	63 7/16"	Y	DT3WSBRH6424FFL	2,484.	2,858.	2,983.



64" High Display tower with two box and one file drawer and wardrobe (left hand shown)	left hand	23 7/8"	23 1/2"	63 7/16"	Y	DT3WBDLH6424BBFL	2,598.	2,988.	3,115.
	right hand	23 7/8"	23 1/2"	63 7/16"	Y	DT3WBDRH6424BBFL	2,598.	2,988.	3,115.



64" High Display tower with two file drawers and wardrobe (left hand shown)	left hand	23 7/8"	23 1/2"	63 7/16"	Y	DT3WBDLH6424FFL	2,506.	2,884.	3,008.
	right hand	23 7/8"	23 1/2"	63 7/16"	Y	DT3WBDRH6424FFL	2,506.	2,884.	3,008.



#### Order Code

Example:	DT3SBLH6424BBFL-117
DT3	Series 2 Steel Front, Series 2 Pull
SB	Side Access Bookcase
LH	Left Hand Access
64	64" High
24	24" Wide
B	Box Drawer
B	Box Drawer
F	File Drawer
L	Locking
117	Soft Grey paint finish

#### Specification Information

For non-locking towers, deduct as follows from the list price for each unit: Deduct \$30 for (1) lock unit, \$60 for (2) lock unit, and \$75 for a (3) lock unit. Substitute the "L" suffix with an "N" within the pattern number to designate a non-locking unit, example (DT3SLH6424BBFN)

#### Application Notes

- Hanging rails and other accessories are not included and must be ordered separately. Hanging rails are included with 24" and 30" wide lateral drawers only. (See *Tower Accessories for pricing and order entry information*)
- Half depth adjustable shelves and coat hooks may be ordered separately allowing the cupboard and wardrobe area of the 15", 24" and 30" wide towers to support binders as well as shorter coats. (See *Tower Accessories for pricing and order entry information*)
- 15" w Side Access and Display towers include (1) lock.
  - Single door towers, double door towers, 24" w and 30" w Side Access and Display towers include (2) locks. (Except full-height doors which include (1) lock)
  - Front Access (only) towers with wardrobe include (3) locks. (Except full-height doors with wardrobe which include (2) locks)

#### Critical Dimensions

Dimensions under, **w**, **d** and **h** are actual to the nearest 1/16"

50", 57" and 64" Tower Internal Dimensions

- Box and M drawer height: 4 7/16"
- Box and M drawer width: 12 1/16"
- Box and M drawer depth: 18 3/8"
- File drawer height: 9 1/4"
- File drawer width: 12 1/16"
- File drawer depth: 18 3/8"
- Wide drawer height: 9 7/16"
- Wide drawer width: 20 3/4"
- Wide drawer depth: 22 7/8"

**Note:** All towers are configured from the top down with standard combinations of box and file drawers.

**Note: Drawer behind door list pricing is as follows: 1= \$255**

*Note: Series 2 Steel front doors are standard without a handle. Handles may be ordered for cupboard doors as a special.*

# Storage Towers Steel Front - Series 2 Pull

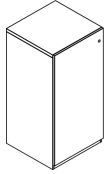
## 24" Wide Storage Towers - Full Height Door

### 50" High

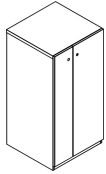
Series 2 Storage

Series 2 Steel Front Storage

description	type	w	d	h	lock	pattern no.	P1	P2	P3
50" High tower with one single (Full height door)(Left hand shown)	left hand	23 7/8"	23 1/2"	48 3/16"	Y	<b>DT3FSLH5024L</b>	\$1,560.	\$1,807.	\$1,891.
	right hand	23 7/8"	23 1/2"	48 3/16"	Y	<b>DT3FSRH5024L</b>	1,560.	1,807.	1,891.



50" High tower with wardrobe/cabinet (Full height doors)(Left hand shown)	left hand	23 7/8"	23 1/2"	48 3/16"	Y	<b>DT3FWSLH5024L</b>	1,944.	2,250.	2,351.
	right hand	23 7/8"	23 1/2"	48 3/16"	Y	<b>DT3FWSRH5024L</b>	1,944.	2,250.	2,351.



#### Order Code

Example:	<b>DT3FSLH5024L- 117</b>
<b>DT3F</b>	Series 2 Full Height Steel Door, Series 2 Pull
<b>S</b>	Storage Door
<b>LH</b>	Left Hand Hinge
<b>50</b>	50" High
<b>24</b>	24" Wide
<b>L</b>	Locking
<b>117</b>	Soft Grey paint finish

#### Specification Information

For non-locking towers, deduct as follows from the list price for each unit: Deduct \$30 for (1) lock unit, \$60 for (2) lock unit, and \$75 for a (3) lock unit. Substitute the "L" suffix with an "N" within the pattern number to designate a non-locking unit, example (DT3SLH6424BBFN)

"M" drawers consisting of a box drawer body with a file drawer head are available by substituting any two "B" or any one "F" character within the pattern number, example (DT3SLH6424MFN). Multiple "M" drawers may be specified providing they equal the total modules available.

A 6" drawer, behind a cupboard door is available by adding the numeral 1 to the end of the pattern number, example (DT3SLH6424BBFL1)

**Note:** 6" drawer behind doors are not available within the wardrobe portion of towers. Drawers behind doors are painted black.

*Note: Series 2 Steel front doors are standard without a handle. Handles may be ordered for cupboard doors as a special.*

#### Application Notes

Hanging rails and other accessories are not included and must be ordered separately. Hanging rails are included with 24" and 30" wide lateral drawers only. (See *Tower Accessories for pricing and order entry information*)

Half depth adjustable shelves and coat hooks may be ordered separately allowing the cupboard and wardrobe area of the 15", 24" and 30" wide towers to support binders as well as shorter coats. (See *Tower Accessories for pricing and order entry information*)

- 15" w Side Access and Display towers include (1) lock.
- Single door towers, double door towers, 24" w and 30" w Side Access and Display towers include (2) locks. (Except full-height doors which include (1) lock)
- Front Access (only) towers with wardrobe include (3) locks. (Except full-height towers with wardrobe which include (2) locks)

**Full height door towers are designed to compliment the aesthetic of Dividends Horizon storage components.**

Add a "Y" to the end of the pattern number to specify a front color that is different than the case color. P3 pricing automatically applies for all colors when utilizing this option.

#### Critical Dimensions

Dimensions under, **w**, **d** and **h** are actual to the nearest 1/16"

50", 57" and 64" Tower Internal Dimensions

- Box and M drawer height: 4 3/16"
- Box and M drawer width: 12 1/16"
- Box and M drawer depth: 18 3/8"
- File drawer height: 9 1/4"
- File drawer width: 12 1/16"
- File drawer depth: 18 3/8"
- Wide drawer height: 9 7/16"
- Wide drawer width: 20 3/4"
- Wide drawer depth: 22 7/8"

**Note:** All towers are configured from the top down with standard combinations of box and file drawers.

**Note: Drawer behind door list pricing is as follows: 1= \$255**

Full height door towers (50"h and 57"h) include one fixed shelf and one adjustable shelf. 64"h full height door tower includes one fixed shelf and two adjustable shelves.

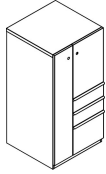
# Storage Towers Steel Front - Series 2 Pull

## 24" Wide Storage Towers - Full Height Door

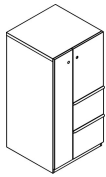
### 50" High

Series 2 Storage

description	type	w	d	h	lock	pattern no.	P1	P2	P3
50" High tower with two box and one file drawer, door, wardrobe (Left hand shown)	left hand	23 7/8"	23 1/2"	48 5/16"	Y	<b>DT3FWSLH5024BBFL</b>	\$2,246.	\$2,578.	\$2,690.
	right hand	23 7/8"	23 1/2"	48 5/16"	Y	<b>DT3FWSRH5024BBFL</b>	2,246.	2,578.	2,690.



50" High tower with two file drawers, door, wardrobe (Left hand shown)	left hand	23 7/8"	23 1/2"	48 5/16"	Y	<b>DT3FWSLH5024FFL</b>	2,023.	2,323.	2,420.
	right hand	23 7/8"	23 1/2"	48 5/16"	Y	<b>DT3FWSRH5024FFL</b>	2,023.	2,323.	2,420.



#### Order Code

Example:	<b>DT3FSLH5024L- 117</b>
<b>DT3F</b>	Series 2 Full Height Steel Door, Series 2 Pull
<b>S</b>	Storage Door
<b>LH</b>	Left Hand Hinge
<b>50</b>	50" High
<b>24</b>	24" Wide
<b>L</b>	Locking
<b>117</b>	Soft Grey paint finish

#### Specification Information

For non-locking towers, deduct as follows from the list price for each unit: Deduct \$30 for (1) lock unit, \$60 for (2) lock unit, and \$75 for a (3) lock unit. Substitute the "L" suffix with an "N" within the pattern number to designate a non-locking unit, example (DT3SLH6424BBFN)

"M" drawers consisting of a box drawer body with a file drawer head are available by substituting any two "B" or any one "F" character within the pattern number, example (DT3SLH6424MFN). Multiple "M" drawers may be specified providing they equal the total modules available.

A 6" drawer, behind a cupboard door is available by adding the numeral 1 to the end of the pattern number, example (DT3SLH6424BBFL1)

**Note:** 6" drawer behind doors are not available within the wardrobe portion of towers. Drawers behind doors are painted black.

*Note: Series 2 Steel front doors are standard without a handle. Handles may be ordered for cupboard doors as a special.*

#### Application Notes

Hanging rails and other accessories are not included and must be ordered separately. Hanging rails are included with 24" and 30" wide lateral drawers only. (See *Tower Accessories for pricing and order entry information*)

Half depth adjustable shelves and coat hooks may be ordered separately allowing the cupboard and wardrobe area of the 15", 24" and 30" wide towers to support binders as well as shorter coats. (See *Tower Accessories for pricing and order entry information*)

- 15" w Side Access and Display towers include (1) lock.
- Single door towers, double door towers, 24" w and 30" w Side Access and Display towers include (2) locks. (Except full-height doors which include (1) lock)
- Front Access (only) towers with wardrobe include (3) locks. (Except full-height doors with wardrobe which include (2) locks)

**Full height door towers are designed to compliment the aesthetic of Dividends Horizon storage components.**

Add a "Y" to the end of the pattern number to specify a front color that is different than the case color. P3 pricing automatically applies for all colors when utilizing this option.

#### Critical Dimensions

Dimensions under, **w**, **d** and **h** are actual to the nearest 1/16"

50", 57" and 64" Tower Internal Dimensions

- Box and M drawer height: 4 5/16"
- Box and M drawer width: 12 1/16"
- Box and M drawer depth: 18 3/8"
- File drawer height: 9 1/4"
- File drawer width: 12 1/16"
- File drawer depth: 18 3/8"
- Wide drawer height: 9 7/16"
- Wide drawer width: 20 3/4"
- Wide drawer depth: 22 7/8"

**Note:** All towers are configured from the top down with standard combinations of box and file drawers.

**Note: Drawer behind door list pricing is as follows: 1= \$255**

Full height door towers (50" h and 57" h) include one fixed shelf and one adjustable shelf. 64" h full height door tower includes one fixed shelf and two adjustable shelves.

# Storage Towers Steel Front - Series 2 Pull

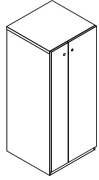
## 24" Wide Storage Towers - Full Height Door

### 57" High

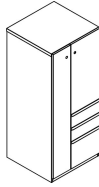
Series 2 Storage

Series 2 Steel Front Storage

description	type	w	d	h	lock	pattern no.	P1	P2	P3
57" High tower with wardrobe/cabinet (Full height doors)(Left hand shown)	left hand	23 7/8"	23 1/2"	56 3/16"	Y	<b>DT3FWSLH5724L</b>	\$1,986.	\$2,298.	\$2,401.
	right hand	23 7/8"	23 1/2"	56 3/16"	Y	<b>DT3FWSRH5724L</b>	1,986.	2,298.	2,401.



57" High tower with two box and one file drawer, door, wardrobe (Left hand shown)	left hand	23 7/8"	23 1/2"	56 3/16"	Y	<b>DT3FWSLH5724BBFL</b>	2,328.	2,673.	2,787.
	right hand	23 7/8"	23 1/2"	56 3/16"	Y	<b>DT3FWSRH5724BBFL</b>	2,328.	2,673.	2,787.



#### Order Code

Example:	<b>DT3FSLH5724L- 117</b>
<b>DT3F</b>	Series 2 Full Height Steel Door, Series 2 Pull
<b>S</b>	Storage Door
<b>LH</b>	Left Hand Hinge
<b>57</b>	57" High
<b>24</b>	24" Wide
<b>L</b>	Locking
<b>117</b>	Soft Grey paint finish

#### Specification Information

For non-locking towers, deduct as follows from the list price for each unit: Deduct \$30 for (1) lock unit, \$60 for (2) lock unit, and \$75 for a (3) lock unit. Substitute the "L" suffix with an "N" within the pattern number to designate a non-locking unit, example (DT3SLH6424BBFN)

"M" drawers consisting of a box drawer body with a file drawer head are available by substituting any two "B" or any one "F" character within the pattern number, example (DT3SLH6424MFN). Multiple "M" drawers may be specified providing they equal the total modules available.

A 6" drawer, behind a cupboard door is available by adding the numeral 1 to the end of the pattern number, example (DT3SLH6424BBFL1)

**Note:** 6" drawer behind doors are not available within the wardrobe portion of towers. Drawers behind doors are painted black.

*Note: Series 2 Steel front doors are standard without a handle. Handles may be ordered for cupboard doors as a special.*

#### Application Notes

Hanging rails and other accessories are not included and must be ordered separately. Hanging rails are included with 24" and 30" wide lateral drawers only. (See *Tower Accessories for pricing and order entry information*)

Half depth adjustable shelves and coat hooks may be ordered separately allowing the cupboard and wardrobe area of the 15", 24" and 30" wide towers to support binders as well as shorter coats. (See *Tower Accessories for pricing and order entry information*)

- 15" w Side Access and Display towers include (1) lock.
- Single door towers, double door towers, 24" w and 30" w Side Access and Display towers include (2) locks. (Except full-height doors which include (1) lock)
- Front Access (only) towers with wardrobe include (3) locks. (Except full-height doors with wardrobe which include (2) locks)

**Full height door towers are designed to compliment the aesthetic of Dividends Horizon storage components.**

Add a "Y" to the end of the pattern number to specify a front color that is different than the case color. P3 pricing automatically applies for all colors when utilizing this option.

#### Critical Dimensions

Dimensions under, **w**, **d** and **h** are actual to the nearest 1/16"

50", 57" and 64" Tower Internal Dimensions

- Box and M drawer height: 4 3/16"
- Box and M drawer width: 12 1/16"
- Box and M drawer depth: 18 3/8"
- File drawer height: 9 1/4"
- File drawer width: 12 1/16"
- File drawer depth: 18 3/8"
- Wide drawer height: 9 7/16"
- Wide drawer width: 20 3/4"
- Wide drawer depth: 22 7/8"

**Note:** All towers are configured from the top down with standard combinations of box and file drawers.

**Note: Drawer behind door list pricing is as follows: 1= \$255**

Full height door towers (50"h and 57"h) include one fixed shelf and one adjustable shelf. 64"h full height door tower includes one fixed shelf and two adjustable shelves.

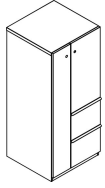
# Storage Towers Steel Front - Series 2 Pull

## 24" Wide Storage Towers - Full Height Door

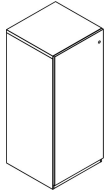
### 57" High

Series 2 Storage

description	type	w	d	h	lock	pattern no.	P1	P2	P3
57" High tower with two file drawers, door, wardrobe (Left hand shown)	left hand	23 7/8"	23 1/2"	56 3/16"	Y	<b>DT3FWSLH5724FFL</b>	\$2,087.	\$2,395.	\$2,496.
	right hand	23 7/8"	23 1/2"	56 3/16"	Y	<b>DT3FWSRH5724FFL</b>	2,087.	2,395.	2,496.



57" High tower with one single (Full height door)(Left hand shown)	left hand	23 7/8"	23 1/2"	56 3/16"	Y	<b>DT3FSLH5724L</b>	1,614.	1,871.	1,956.
	right hand	23 7/8"	23 1/2"	56 3/16"	Y	<b>DT3FSRH5724L</b>	1,614.	1,871.	1,956.



#### Order Code

Example:	<b>DT3FSLH5724L-117</b>
<b>DT3F</b>	Series 2 Full Height Steel Door, Series 2 Pull
<b>S</b>	Storage Door
<b>LH</b>	Left Hand Hinge
<b>57</b>	57" High
<b>24</b>	24" Wide
<b>L</b>	Locking
<b>117</b>	Soft Grey paint finish

#### Specification Information

For non-locking towers, deduct as follows from the list price for each unit: Deduct \$30 for (1) lock unit, \$60 for (2) lock unit, and \$75 for a (3) lock unit. Substitute the "L" suffix with an "N" within the pattern number to designate a non-locking unit, example (DT3SLH6424BBFN)

"M" drawers consisting of a box drawer body with a file drawer head are available by substituting any two "B" or any one "F" character within the pattern number, example (DT3SLH6424MFN). Multiple "M" drawers may be specified providing they equal the total modules available.

A 6" drawer, behind a cupboard door is available by adding the numeral 1 to the end of the pattern number, example (DT3SLH6424BBFL1)

**Note:** 6" drawer behind doors are not available within the wardrobe portion of towers. Drawers behind doors are painted black.

*Note: Series 2 Steel front doors are standard without a handle. Handles may be ordered for cupboard doors as a special.*

#### Application Notes

Hanging rails and other accessories are not included and must be ordered separately. Hanging rails are included with 24" and 30" wide lateral drawers only. (See *Tower Accessories for pricing and order entry information*)

Half depth adjustable shelves and coat hooks may be ordered separately allowing the cupboard and wardrobe area of the 15", 24" and 30" wide towers to support binders as well as shorter coats. (See *Tower Accessories for pricing and order entry information*)

- 15" w Side Access and Display towers include (1) lock.
- Single door towers, double door towers, 24" w and 30" w Side Access and Display towers include (2) locks. (Except full-height doors which include (1) lock)
- Front Access (only) towers with wardrobe include (3) locks. (Except full-height doors with wardrobe which include (2) locks)

**Full height door towers are designed to compliment the aesthetic of Dividends Horizon storage components.**

Add a "Y" to the end of the pattern number to specify a front color that is different than the case color. P3 pricing automatically applies for all colors when utilizing this option.

#### Critical Dimensions

Dimensions under, **w**, **d** and **h** are actual to the nearest 1/16"

50", 57" and 64" Tower Internal Dimensions

- Box and M drawer height: 4 3/16"
- Box and M drawer width: 12 1/16"
- Box and M drawer depth: 18 3/8"
- File drawer height: 9 1/4"
- File drawer width: 12 1/16"
- File drawer depth: 18 3/8"
- Wide drawer height: 9 7/16"
- Wide drawer width: 20 3/4"
- Wide drawer depth: 22 7/8"

**Note:** All towers are configured from the top down with standard combinations of box and file drawers.

**Note: Drawer behind door list pricing is as follows: 1= \$255**

Full height door towers (50"h and 57"h) include one fixed shelf and one adjustable shelf. 64"h full height door tower includes one fixed shelf and two adjustable shelves.

# Storage Towers Steel Front - Series 2 Pull

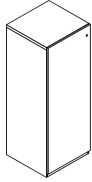
## 24" Wide Storage Towers - Full Height Door

### 64" High

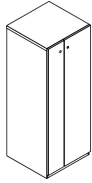
Series 2 Storage

Series 2 Steel Front Storage

description	type	w	d	h	lock	pattern no.	P1	P2	P3
64" High tower with one single (Full height door)(Left hand shown)	left hand	23 7/8"	23 1/2"	63 3/16"	Y	<b>DT3FSLH6424L</b>	\$1,638.	\$1,896.	\$1,985.
	right hand	23 7/8"	23 1/2"	63 3/16"	Y	<b>DT3FSRH6424L</b>	1,638.	1,896.	1,985.



64" High tower with wardrobe/cabinet (Full height doors)(Left hand shown)	left hand	23 7/8"	23 1/2"	63 3/16"	Y	<b>DT3FWSLH6424L</b>	2,026.	2,345.	2,452.
	right hand	23 7/8"	23 1/2"	63 3/16"	Y	<b>DT3FWSRH6424L</b>	2,026.	2,345.	2,452.



#### Order Code

Example:	<b>DT3FSLH6424L- 117</b>
<b>DT3F</b>	Series 2 Full Height Steel Door, Series 2 Pull
<b>S</b>	Storage Door
<b>LH</b>	Left Hand Hinge
<b>64</b>	64" High
<b>24</b>	24" Wide
<b>L</b>	Locking
<b>117</b>	Soft Grey paint finish

#### Specification Information

For non-locking towers, deduct as follows from the list price for each unit: Deduct \$30 for (1) lock unit, \$60 for (2) lock unit, and \$75 for a (3) lock unit. Substitute the "L" suffix with an "N" within the pattern number to designate a non-locking unit, example (DT3SLH6424BBFN)

"M" drawers consisting of a box drawer body with a file drawer head are available by substituting any two "B" or any one "F" character within the pattern number, example (DT3SLH6424MFN). Multiple "M" drawers may be specified providing they equal the total modules available.

A 6" drawer, behind a cupboard door is available by adding the numeral 1 to the end of the pattern number, example (DT3SLH6424BBFL1)

**Note:** 6" drawer behind doors are not available within the wardrobe portion of towers. Drawers behind doors are painted black.

*Note: Series 2 Steel front doors are standard without a handle. Handles may be ordered for cupboard doors as a special.*

#### Application Notes

Hanging rails and other accessories are not included and must be ordered separately. Hanging rails are included with 24" and 30" wide lateral drawers only. (See *Tower Accessories for pricing and order entry information*)

Half depth adjustable shelves and coat hooks may be ordered separately allowing the cupboard and wardrobe area of the 15", 24" and 30" wide towers to support binders as well as shorter coats. (See *Tower Accessories for pricing and order entry information*)

- 15" w Side Access and Display towers include (1) lock.
- Single door towers, double door towers, 24" w and 30" w Side Access and Display towers include (2) locks. (Except full-height doors which include (1) lock)
- Front Access (only) towers with wardrobe include (3) locks. (Except full-height doors with wardrobe which include (2) locks)

**Full height door towers are designed to compliment the aesthetic of Dividends Horizon storage components.**

Add a "Y" to the end of the pattern number to specify a front color that is different than the case color. P3 pricing automatically applies for all colors when utilizing this option.

#### Critical Dimensions

Dimensions under, **w**, **d** and **h** are actual to the nearest 1/16"

50", 57" and 64" Tower Internal Dimensions

- Box and M drawer height: 4 3/16"
- Box and M drawer width: 12 1/16"
- Box and M drawer depth: 18 3/8"
- File drawer height: 9 1/4"
- File drawer width: 12 1/16"
- File drawer depth: 18 3/8"
- Wide drawer height: 9 7/16"
- Wide drawer width: 20 3/4"
- Wide drawer depth: 22 7/8"

**Note:** All towers are configured from the top down with standard combinations of box and file drawers.

**Note: Drawer behind door list pricing is as follows: 1= \$255**

Full height door towers (50"h and 57"h) include one fixed shelf and one adjustable shelf. 64"h full height door tower includes one fixed shelf and two adjustable shelves.

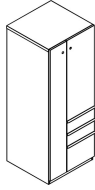
# Storage Towers Steel Front - Series 2 Pull

## 24" Wide Storage Towers - Full Height Door

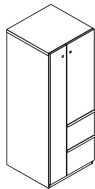
### 64" High

Series 2 Storage

description	type	w	d	h	lock	pattern no.	P1	P2	P3
64" High tower with two box and one file drawer, door, wardrobe (Left hand shown)	left hand	23 7/8"	23 1/2"	63 5/16"	Y	<b>DT3FWSLH6424BBFL</b>	\$2,343.	\$2,690.	\$2,805.
	right hand	23 7/8"	23 1/2"	63 5/16"	Y	<b>DT3FWSRH6424BBFL</b>	2,343.	2,690.	2,805.



64" High tower with two file drawers, door, wardrobe (Left hand shown)	left hand	23 7/8"	23 1/2"	63 5/16"	Y	<b>DT3FWSLH6424FFL</b>	2,095.	2,404.	2,508.
	right hand	23 7/8"	23 1/2"	63 5/16"	Y	<b>DT3FWSRH6424FFL</b>	2,095.	2,404.	2,508.



#### Order Code

Example:	<b>DT3FSLH6424L- 117</b>
<b>DT3F</b>	Series 2 Full Height Steel Door, Series 2 Pull
<b>S</b>	Storage Door
<b>LH</b>	Left Hand Hinge
<b>64</b>	64" High
<b>24</b>	24" Wide
<b>L</b>	Locking
<b>117</b>	Soft Grey paint finish

#### Specification Information

For non-locking towers, deduct as follows from the list price for each unit: Deduct \$30 for (1) lock unit, \$60 for (2) lock unit, and \$75 for a (3) lock unit. Substitute the "L" suffix with an "N" within the pattern number to designate a non-locking unit, example (DT3SLH6424BBFN)

"M" drawers consisting of a box drawer body with a file drawer head are available by substituting any two "B" or any one "F" character within the pattern number, example (DT3SLH6424MFN). Multiple "M" drawers may be specified providing they equal the total modules available.

A 6" drawer, behind a cupboard door is available by adding the numeral 1 to the end of the pattern number, example (DT3SLH6424BBFL1)

**Note:** 6" drawer behind doors are not available within the wardrobe portion of towers. Drawers behind doors are painted black.

*Note: Series 2 Steel front doors are standard without a handle. Handles may be ordered for cupboard doors as a special.*

#### Application Notes

Hanging rails and other accessories are not included and must be ordered separately. Hanging rails are included with 24" and 30" wide lateral drawers only. (See *Tower Accessories for pricing and order entry information*)

Half depth adjustable shelves and coat hooks may be ordered separately allowing the cupboard and wardrobe area of the 15", 24" and 30" wide towers to support binders as well as shorter coats. (See *Tower Accessories for pricing and order entry information*)

- 15" w Side Access and Display towers include (1) lock.
- Single door towers, double door towers, 24" w and 30" w Side Access and Display towers include (2) locks. (Except full-height doors which include (1) lock)
- Front Access (only) towers with wardrobe include (3) locks. (Except full-height doors with wardrobe which include (2) locks)

**Full height door towers are designed to compliment the aesthetic of Dividends Horizon storage components.**

Add a "Y" to the end of the pattern number to specify a front color that is different than the case color. P3 pricing automatically applies for all colors when utilizing this option.

#### Critical Dimensions

Dimensions under, **w**, **d** and **h** are actual to the nearest 1/16"

50", 57" and 64" Tower Internal Dimensions

- Box and M drawer height: 4 5/16"
- Box and M drawer width: 12 1/16"
- Box and M drawer depth: 18 3/8"
- File drawer height: 9 1/4"
- File drawer width: 12 1/16"
- File drawer depth: 18 3/8"
- Wide drawer height: 9 7/16"
- Wide drawer width: 20 3/4"
- Wide drawer depth: 22 7/8"

**Note:** All towers are configured from the top down with standard combinations of box and file drawers.

**Note: Drawer behind door list pricing is as follows: 1= \$255**

Full height door towers (50"h and 57"h) include one fixed shelf and one adjustable shelf. 64"h full height door tower includes one fixed shelf and two adjustable shelves.

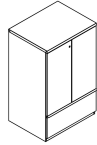
# Storage Towers Steel Front - Series 2 Pull

Series 2 Storage

## 30" Wide Storage Towers

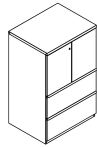
### 50" High

description	type	w	d	h	lock	pattern no.	P1	P2	P3
50" High Double Door tower with one wide drawer		29 <sup>7</sup> / <sub>8</sub> "	23 <sup>1</sup> / <sub>2</sub> "	48 <sup>5</sup> / <sub>16</sub> "	Y	<b>DT3D5030WL</b>	\$2,343.	\$2,695.	\$2,813.



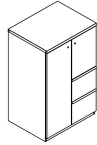
24" and 30" wide double door cabinets may be ordered with a grommet option located in the back of the case by adding a "G" between the 4th and 5th character of the pattern number, example (DT3D**G**5030WL). Add \$100 list for this option. **Note**, by adding a "G" option, the cabinet will also receive AV hinged doors.

50" High Double Door tower with two wide drawers		29 <sup>7</sup> / <sub>8</sub> "	23 <sup>1</sup> / <sub>2</sub> "	48 <sup>5</sup> / <sub>16</sub> "	Y	<b>DT3D5030WWL</b>	2,805.	3,224.	3,366.
--------------------------------------------------	--	----------------------------------	----------------------------------	-----------------------------------	---	--------------------	--------	--------	--------



24" and 30" wide double door cabinets may be ordered with a grommet option located in the back of the case by adding a "G" between the 4th and 5th character of the pattern number, example (DT3D**G**5030WWL). Add \$100 list for this option. **Note**, by adding a "G" option, the cabinet will also receive AV hinged doors.

50" High tower with two file drawers and door and wardrobe (left hand shown)	left hand	29 <sup>7</sup> / <sub>8</sub> "	23 <sup>1</sup> / <sub>2</sub> "	48 <sup>5</sup> / <sub>16</sub> "	Y	<b>DT3WSLH5030FFL</b>	2,155.	2,478.	2,588.
	right hand	29 <sup>7</sup> / <sub>8</sub> "	23 <sup>1</sup> / <sub>2</sub> "	48 <sup>5</sup> / <sub>16</sub> "	Y	<b>DT3WSRH5030FFL</b>	2,155.	2,478.	2,588.



Order Code	Specification Information	Application Notes	Critical Dimensions
Example: <b>DT3WSLH5030BBFL-117</b>	For non-locking towers, deduct as follows from the list price for each unit: Deduct \$30 for (1) lock unit, \$60 for (2) lock unit, and \$75 for a (3) lock unit. Substitute the "L" suffix with an "N" within the pattern number to designate a non-locking unit, example (DT3WSLH5030BBFN)	<b>Note:</b> 6" drawers behind doors are not available within the wardrobe portion of towers. Drawers behind doors are painted black.  <b>Note: Drawers behind doors list prices are as follows: 1= \$255</b>	Dimensions under, <b>w</b> , <b>d</b> and <b>h</b> are actual to the nearest <sup>1</sup> / <sub>16</sub> "  50", 57" and 64" Tower Internal Dimensions
<b>DT3</b> Series 2 Steel Front, Series 2 Pull		<b>Application Notes</b>	<ul style="list-style-type: none"> <li>Box and M drawer height: 4<sup>5</sup>/<sub>16</sub>"</li> <li>Box and M drawer width: 12<sup>1</sup>/<sub>16</sub>"</li> <li>Box and M drawer depth: 18<sup>3</sup>/<sub>8</sub>"</li> <li>File drawer height: 9<sup>1</sup>/<sub>4</sub>"</li> <li>File drawer width: 12<sup>1</sup>/<sub>16</sub>"</li> <li>File drawer depth: 18<sup>3</sup>/<sub>8</sub>"</li> <li>Wide drawer height: 9<sup>9</sup>/<sub>16</sub>"</li> <li>Wide drawer width: 20<sup>3</sup>/<sub>4</sub>"</li> <li>Wide drawer depth: 22<sup>7</sup>/<sub>8</sub>"</li> </ul>
<b>WS</b> Wardrobe and Single Door		Hanging rails and other accessories are not included and must be ordered separately. Hanging rails are included with 24" and 30" wide lateral drawers only. (See <i>Tower Accessories for pricing and order entry information</i> )	<b>Note:</b> All towers are configured from the top down with standard combinations of box and file drawers.
<b>LH</b> Left Hand Access		Half depth adjustable shelves and coat hooks may be ordered separately allowing the cupboard and wardrobe area of the 15", 24" and 30" wide towers to support binders as well as shorter coats. (See <i>Tower Accessories for pricing and order entry information</i> )	
<b>50</b> 50" High			
<b>30</b> 30" Wide			
<b>B</b> Box Drawer	"M" drawers consisting of a box drawer body with a file drawer head are available by substituting any two "B" or any one "F" character within the pattern number, example (DT3WSLH5030MFN). Multiple "M" drawers may be specified providing they equal the total modules available. A 6" drawer, behind a cupboard door is available by adding the numeral 1 to the end of the pattern number, example (DT3WSLH6430BBFL1)		
<b>B</b> Box Drawer			
<b>F</b> File Drawer			
<b>L</b> Locking			
<b>117</b> Soft Grey paint finish	<ul style="list-style-type: none"> <li>15"w Side Access and Display towers include (1) lock.</li> <li>Single door towers, double door towers, 24"w and 30"w Side Access and Display towers include (2) locks. (Except full-height doors which include (1) lock)</li> <li>Front Access (only) towers with wardrobe include (3) locks. (Except full-height doors with wardrobe which include (2) locks)</li> </ul>		



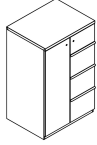
# Storage Towers Steel Front - Series 2 Pull

## 30" Wide Storage Towers

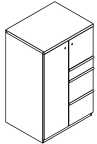
### 50" High

Series 2 Storage

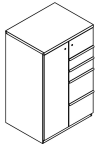
description	type	w	d	h	lock	pattern no.	P1	P2	P3
50" High tower with three file drawers and door and wardrobe (left hand shown)	left hand	29 <sup>7</sup> / <sub>8</sub> "	23 <sup>1</sup> / <sub>2</sub> "	48 <sup>5</sup> / <sub>16</sub> "	Y	DT3WSLH5030FFFL	\$2,373.	\$2,729.	\$2,847.
	right hand	29 <sup>7</sup> / <sub>8</sub> "	23 <sup>1</sup> / <sub>2</sub> "	48 <sup>5</sup> / <sub>16</sub> "	Y	DT3WSRH5030FFFL	2,373.	2,729.	2,847.



50" High tower with one box and two file drawers and door and wardrobe (left hand shown)	left hand	29 <sup>7</sup> / <sub>8</sub> "	23 <sup>1</sup> / <sub>2</sub> "	48 <sup>5</sup> / <sub>16</sub> "	Y	DT3WSLH5030BFFL	2,353.	2,706.	2,823.
	right hand	29 <sup>7</sup> / <sub>8</sub> "	23 <sup>1</sup> / <sub>2</sub> "	48 <sup>5</sup> / <sub>16</sub> "	Y	DT3WSRH5030BFFL	2,353.	2,706.	2,823.



50" High tower with two box and two file drawers and door and wardrobe (left hand shown)	left hand	29 <sup>7</sup> / <sub>8</sub> "	23 <sup>1</sup> / <sub>2</sub> "	48 <sup>5</sup> / <sub>16</sub> "	Y	DT3WSLH5030BBFFL	2,583.	2,969.	3,100.
	right hand	29 <sup>7</sup> / <sub>8</sub> "	23 <sup>1</sup> / <sub>2</sub> "	48 <sup>5</sup> / <sub>16</sub> "	Y	DT3WSRH5030BBFFL	2,583.	2,969.	3,100.



Order Code	Specification Information	Application Notes	Critical Dimensions
Example: <b>DT3WSLH5030BBFL-117</b>	<p>For non-locking towers, deduct as follows from the list price for each unit: Deduct \$30 for (1) lock unit, \$60 for (2) lock unit, and \$75 for a (3) lock unit. Substitute the "L" suffix with an "N" within the pattern number to designate a non-locking unit, example (DT3WSLH5030BBFN)</p> <p>"M" drawers consisting of a box drawer body with a file drawer head are available by substituting any two "B" or any one "F" character within the pattern number, example (DT3WSLH5030MFN). Multiple "M" drawers may be specified providing they equal the total modules available. A 6" drawer, behind a cupboard door is available by adding the numeral 1 to the end of the pattern number, example (DT3WSLH6430BBFL1)</p> <ul style="list-style-type: none"> <li>15" w Side Access and Display towers include (1) lock.</li> <li>Single door towers, double door towers, 24" w and 30" w Side Access and Display towers include (2) locks. (Except full-height doors which include (1) lock)</li> <li>Front Access (only) towers with wardrobe include (3) locks. (Except full-height doors with wardrobe which include (2) locks)</li> </ul>	<p><b>Note:</b> 6" drawers behind doors are not available within the wardrobe portion of towers. Drawers behind doors are painted black.</p> <p><b>Note: Drawers behind doors list prices are as follows: 1= \$255</b></p> <p><b>Application Notes</b></p> <p>Hanging rails and other accessories are not included and must be ordered separately. Hanging rails are included with 24" and 30" wide lateral drawers only. (See <i>Tower Accessories for pricing and order entry information</i>)</p> <p>Half depth adjustable shelves and coat hooks may be ordered separately allowing the cupboard and wardrobe area of the 15", 24" and 30" wide towers to support binders as well as shorter coats. (See <i>Tower Accessories for pricing and order entry information</i>)</p>	<p>Dimensions under, <b>w</b>, <b>d</b> and <b>h</b> are actual to the nearest <sup>1</sup>/<sub>16</sub>"</p> <p>50", 57" and 64" Tower Internal Dimensions</p> <ul style="list-style-type: none"> <li>Box and M drawer height: 4<sup>5</sup>/<sub>16</sub>"</li> <li>Box and M drawer width: 12<sup>1</sup>/<sub>16</sub>"</li> <li>Box and M drawer depth: 18<sup>3</sup>/<sub>8</sub>"</li> <li>File drawer height: 9<sup>1</sup>/<sub>4</sub>"</li> <li>File drawer width: 12<sup>1</sup>/<sub>16</sub>"</li> <li>File drawer depth: 18<sup>3</sup>/<sub>8</sub>"</li> <li>Wide drawer height: 9<sup>7</sup>/<sub>16</sub>"</li> <li>Wide drawer width: 20<sup>3</sup>/<sub>4</sub>"</li> <li>Wide drawer depth: 22<sup>7</sup>/<sub>8</sub>"</li> </ul> <p><b>Note:</b> All towers are configured from the top down with standard combinations of box and file drawers.</p>
<b>DT3</b> Series 2 Steel Front, Series 2 Pull			
<b>WS</b> Wardrobe and Single Door			
<b>LH</b> Left Hand Access			
<b>50</b> 50" High			
<b>30</b> 30" Wide			
<b>B</b> Box Drawer			
<b>B</b> Box Drawer			
<b>F</b> File Drawer			
<b>L</b> Locking			
<b>117</b> Soft Grey paint finish			

# Storage Towers Steel Front - Series 2 Pull

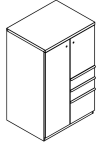
## 30" Wide Storage Towers

### 50" High

Series 2 Storage

Series 2 Steel Front Storage

description	type	w	d	h	lock	pattern no.	P1	P2	P3
50" High tower with two box and one file drawer and door and wardrobe (left hand shown)	left hand	29 <sup>7</sup> / <sub>8</sub> "	23 <sup>1</sup> / <sub>2</sub> "	48 <sup>5</sup> / <sub>16</sub> "	Y	DT3WSLH5030BBFL	\$2,331.	\$2,679.	\$2,795.
	right hand	29 <sup>7</sup> / <sub>8</sub> "	23 <sup>1</sup> / <sub>2</sub> "	48 <sup>5</sup> / <sub>16</sub> "	Y	DT3WSRH5030BBFL	2,331.	2,679.	2,795.



Order Code	Specification Information	Application Notes	Critical Dimensions	
Example: <b>DT3WSLH5030BBFL-117</b>	<p>For non-locking towers, deduct as follows from the list price for each unit: Deduct \$30 for (1) lock unit, \$60 for (2) lock unit, and \$75 for a (3) lock unit. Substitute the "L" suffix with an "N" within the pattern number to designate a non-locking unit, example (DT3WSLH5030BBFN)</p> <p>"M" drawers consisting of a box drawer body with a file drawer head are available by substituting any two "B" or any one "F" character within the pattern number, example (DT3WSLH5030MFN). Multiple "M" drawers may be specified providing they equal the total modules available. A 6" drawer, behind a cupboard door is available by adding the numeral 1 to the end of the pattern number, example (DT3WSLH6430BBFL1)</p> <ul style="list-style-type: none"> <li>• 15" w Side Access and Display towers include (1) lock.</li> <li>• Single door towers, double door towers, 24" w and 30" w Side Access and Display towers include (2) locks. (Except full-height doors which include (1) lock)</li> <li>• Front Access (only) towers with wardrobe include (3) locks. (Except full-height doors with wardrobe which include (2) locks)</li> </ul>	<p><b>Note:</b> 6" drawers behind doors are not available within the wardrobe portion of towers. Drawers behind doors are painted black.</p> <p><b>Note: Drawers behind doors list prices are as follows: 1= \$255</b></p>	<p>Dimensions under, <b>w</b>, <b>d</b> and <b>h</b> are actual to the nearest <sup>1</sup>/<sub>16</sub>"</p> <p>50", 57" and 64" Tower Internal Dimensions</p> <ul style="list-style-type: none"> <li>• Box and M drawer height: 4<sup>5</sup>/<sub>16</sub>"</li> <li>• Box and M drawer width: 12<sup>1</sup>/<sub>16</sub>"</li> <li>• Box and M drawer depth: 18<sup>3</sup>/<sub>8</sub>"</li> <li>• File drawer height: 9<sup>1</sup>/<sub>4</sub>"</li> <li>• File drawer width: 12<sup>1</sup>/<sub>16</sub>"</li> <li>• File drawer depth: 18<sup>3</sup>/<sub>8</sub>"</li> <li>• Wide drawer height: 9<sup>9</sup>/<sub>16</sub>"</li> <li>• Wide drawer width: 20<sup>3</sup>/<sub>4</sub>"</li> <li>• Wide drawer depth: 22<sup>7</sup>/<sub>8</sub>"</li> </ul> <p><b>Note:</b> All towers are configured from the top down with standard combinations of box and file drawers.</p>	
<b>DT3</b> Series 2 Steel Front, Series 2 Pull				
<b>WS</b> Wardrobe and Single Door				
<b>LH</b> Left Hand Access				
<b>50</b> 50" High				
<b>30</b> 30" Wide				
<b>B</b> Box Drawer				
<b>B</b> Box Drawer				
<b>F</b> File Drawer				
<b>L</b> Locking				
<b>117</b> Soft Grey paint finish				
		<p><b>Application Notes</b></p> <p>Hanging rails and other accessories are not included and must be ordered separately. Hanging rails are included with 24" and 30" wide lateral drawers only. (See <i>Tower Accessories for pricing and order entry information</i>)</p> <p>Half depth adjustable shelves and coat hooks may be ordered separately allowing the cupboard and wardrobe area of the 15", 24" and 30" wide towers to support binders as well as shorter coats. (See <i>Tower Accessories for pricing and order entry information</i>)</p>		

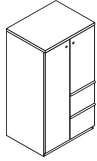
# Storage Towers Steel Front - Series 2 Pull

## 30" Wide Storage Towers

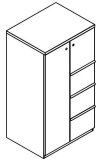
### 57" High

Series 2 Storage

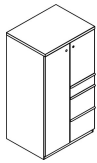
description	type	w	d	h	lock	pattern no.	P1	P2	P3
57" High tower with two file drawers and door and wardrobe (left hand shown)	left hand	29 <sup>7</sup> / <sub>8</sub> "	23 <sup>1</sup> / <sub>2</sub> "	56 <sup>3</sup> / <sub>16</sub> "	Y	<b>DT3WSLH5730FFFL</b>	\$2,269.	\$2,608.	\$2,721.
	right hand	29 <sup>7</sup> / <sub>8</sub> "	23 <sup>1</sup> / <sub>2</sub> "	56 <sup>3</sup> / <sub>16</sub> "	Y	<b>DT3WSRH5730FFFL</b>	2,269.	2,608.	2,721.



57" High tower with three file drawers and door and wardrobe (left hand shown)	left hand	29 <sup>7</sup> / <sub>8</sub> "	23 <sup>1</sup> / <sub>2</sub> "	56 <sup>3</sup> / <sub>16</sub> "	Y	<b>DT3WSLH5730FFFL</b>	2,441.	2,805.	2,928.
	right hand	29 <sup>7</sup> / <sub>8</sub> "	23 <sup>1</sup> / <sub>2</sub> "	56 <sup>3</sup> / <sub>16</sub> "	Y	<b>DT3WSRH5730FFFL</b>	2,441.	2,805.	2,928.



57" High tower with one box and two file drawers and door and wardrobe (left hand shown)	left hand	29 <sup>7</sup> / <sub>8</sub> "	23 <sup>1</sup> / <sub>2</sub> "	56 <sup>3</sup> / <sub>16</sub> "	Y	<b>DT3WSLH5730BFFL</b>	2,449.	2,818.	2,938.
	right hand	29 <sup>7</sup> / <sub>8</sub> "	23 <sup>1</sup> / <sub>2</sub> "	56 <sup>3</sup> / <sub>16</sub> "	Y	<b>DT3WSRH5730BFFL</b>	2,449.	2,818.	2,938.



Order Code	Specification Information	Application Notes	Critical Dimensions
Example: <b>DT3WSLH5730BBFL-117</b>	<p>For non-locking towers, deduct as follows from the list price for each unit: Deduct \$30 for (1) lock unit, \$60 for (2) lock unit, and \$75 for a (3) lock unit. Substitute the "L" suffix with an "N" within the pattern number to designate a non-locking unit, example (DT3WSLH5030BBFN)</p> <p>"M" drawers consisting of a box drawer body with a file drawer head are available by substituting any two "B" or any one "F" character within the pattern number, example (DT3WSLH5030MFN). Multiple "M" drawers may be specified providing they equal the total modules available. A 6" drawer, behind a cupboard door is available by adding the numeral 1 to the end of the pattern number, example (DT3WSLH6430BBFL1)</p> <ul style="list-style-type: none"> <li>15" w Side Access and Display towers include (1) lock.</li> <li>Single door towers, double door towers, 24" w and 30" w Side Access and Display towers include (2) locks. (Except full-height doors which include (1) lock)</li> <li>Front Access (only) towers with wardrobe include (3) locks. (Except full-height doors with wardrobe which include (2) locks)</li> </ul>	<p><b>Note:</b> 6" drawers behind doors are not available within the wardrobe portion of towers. Drawers behind doors are painted black.</p> <p><b>Note: Drawers behind doors list prices are as follows: 1= \$255</b></p> <p><b>Application Notes</b></p> <p>Hanging rails and other accessories are not included and must be ordered separately. Hanging rails are included with 24" and 30" wide lateral drawers only. (See <i>Tower Accessories for pricing and order entry information</i>)</p> <p>Half depth adjustable shelves and coat hooks may be ordered separately allowing the cupboard and wardrobe area of the 15", 24" and 30" wide towers to support binders as well as shorter coats. (See <i>Tower Accessories for pricing and order entry information</i>)</p>	<p>Dimensions under, <b>w</b>, <b>d</b> and <b>h</b> are actual to the nearest <sup>1</sup>/<sub>16</sub>"</p> <p>50", 57" and 64" Tower Internal Dimensions</p> <ul style="list-style-type: none"> <li>Box and M drawer height: 4<sup>5</sup>/<sub>16</sub>"</li> <li>Box and M drawer width: 12<sup>1</sup>/<sub>16</sub>"</li> <li>Box and M drawer depth: 18<sup>3</sup>/<sub>8</sub>"</li> <li>File drawer height: 9<sup>1</sup>/<sub>4</sub>"</li> <li>File drawer width: 12<sup>1</sup>/<sub>16</sub>"</li> <li>File drawer depth: 18<sup>3</sup>/<sub>8</sub>"</li> <li>Wide drawer height: 9<sup>9</sup>/<sub>16</sub>"</li> <li>Wide drawer width: 20<sup>3</sup>/<sub>4</sub>"</li> <li>Wide drawer depth: 22<sup>7</sup>/<sub>8</sub>"</li> </ul> <p><b>Note:</b> All towers are configured from the top down with standard combinations of box and file drawers.</p>
<b>DT3</b> Series 2 Steel Front, Series 2 Pull			
<b>WS</b> Wardrobe and Single Door			
<b>LH</b> Left Hand Access			
<b>57</b> 57" High			
<b>30</b> 30" Wide			
<b>B</b> Box Drawer			
<b>B</b> Box Drawer			
<b>F</b> File Drawer			
<b>L</b> Locking			
<b>117</b> Soft Grey paint finish			

# Storage Towers Steel Front - Series 2 Pull

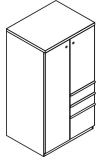
## 30" Wide Storage Towers

### 57" High

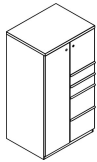
Series 2 Storage

Series 2 Steel Front Storage

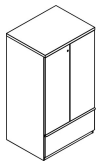
description	type	w	d	h	lock	pattern no.	P1	P2	P3
57" High tower with two box and one file drawer and door and wardrobe (left hand shown)	left hand	29 <sup>7</sup> / <sub>8</sub> "	23 <sup>1</sup> / <sub>2</sub> "	56 <sup>3</sup> / <sub>16</sub> "	Y	DT3WSLH5730BBFL	\$2,442.	\$2,805.	\$2,928.
	right hand	29 <sup>7</sup> / <sub>8</sub> "	23 <sup>1</sup> / <sub>2</sub> "	56 <sup>3</sup> / <sub>16</sub> "	Y	DT3WSRH5730BBFL	2,442.	2,805.	2,928.



57" High tower with two box and two file drawers and door and wardrobe (left hand shown)	left hand	29 <sup>7</sup> / <sub>8</sub> "	23 <sup>1</sup> / <sub>2</sub> "	56 <sup>3</sup> / <sub>16</sub> "	Y	DT3WSLH5730BBFFL	2,649.	3,049.	3,179.
	right hand	29 <sup>7</sup> / <sub>8</sub> "	23 <sup>1</sup> / <sub>2</sub> "	56 <sup>3</sup> / <sub>16</sub> "	Y	DT3WSRH5730BBFFL	2,649.	3,049.	3,179.



57" High Double Door tower with one wide drawer		29 <sup>7</sup> / <sub>8</sub> "	23 <sup>1</sup> / <sub>2</sub> "	56 <sup>3</sup> / <sub>16</sub> "	Y	DT3D5730WL	2,405.	2,764.	2,884.
-------------------------------------------------	--	----------------------------------	----------------------------------	-----------------------------------	---	------------	--------	--------	--------



24" and 30" wide double door cabinets may be ordered with a grommet option located in the back of the case by adding a "G" between the 4th and 5th character of the pattern number, example (DT3DG57304WL). Add \$100 list for this option. **Note**, by adding a "G" option, the cabinet will also receive AV hinged doors.

Order Code	Specification Information	Application Notes	Critical Dimensions
Example: <b>DT3WSLH5730BBFL-117</b>	<p>For non-locking towers, deduct as follows from the list price for each unit: Deduct \$30 for (1) lock unit, \$60 for (2) lock unit, and \$75 for a (3) lock unit. Substitute the "L" suffix with an "N" within the pattern number to designate a non-locking unit, example (DT3WSLH5030BBFN)</p> <p>"M" drawers consisting of a box drawer body with a file drawer head are available by substituting any two "B" or any one "F" character within the pattern number, example (DT3WSLH5030MFN). Multiple "M" drawers may be specified providing they equal the total modules available. A 6" drawer, behind a cupboard door is available by adding the numeral 1 to the end of the pattern number, example (DT3WSLH6430BBFL1)</p> <ul style="list-style-type: none"> <li>15" w Side Access and Display towers include (1) lock.</li> <li>Single door towers, double door towers, 24" w and 30" w Side Access and Display towers include (2) locks. (Except full-height doors which include (1) lock)</li> <li>Front Access (only) towers with wardrobe include (3) locks. (Except full-height doors with wardrobe which include (2) locks)</li> </ul>	<p><b>Note:</b> 6" drawers behind doors are not available within the wardrobe portion of towers. Drawers behind doors are painted black.</p> <p><b>Note: Drawers behind doors list prices are as follows: 1= \$255</b></p>	<p>Dimensions under, <b>w</b>, <b>d</b> and <b>h</b> are actual to the nearest <sup>1</sup>/<sub>16</sub>"</p> <p>50", 57" and 64" Tower Internal Dimensions</p> <ul style="list-style-type: none"> <li>Box and M drawer height: 4<sup>5</sup>/<sub>16</sub>"</li> <li>Box and M drawer width: 12<sup>1</sup>/<sub>16</sub>"</li> <li>Box and M drawer depth: 18<sup>3</sup>/<sub>8</sub>"</li> <li>File drawer height: 9<sup>1</sup>/<sub>4</sub>"</li> <li>File drawer width: 12<sup>1</sup>/<sub>16</sub>"</li> <li>File drawer depth: 18<sup>3</sup>/<sub>8</sub>"</li> <li>Wide drawer height: 9<sup>7</sup>/<sub>16</sub>"</li> <li>Wide drawer width: 20<sup>3</sup>/<sub>4</sub>"</li> <li>Wide drawer depth: 22<sup>7</sup>/<sub>8</sub>"</li> </ul> <p><b>Note:</b> All towers are configured from the top down with standard combinations of box and file drawers.</p>
<b>DT3</b> Series 2 Steel Front, Series 2 Pull			
<b>WS</b> Wardrobe and Single Door			
<b>LH</b> Left Hand Access			
<b>57</b> 57" High			
<b>30</b> 30" Wide			
<b>B</b> Box Drawer			
<b>B</b> Box Drawer			
<b>F</b> File Drawer			
<b>L</b> Locking			
<b>117</b> Soft Grey paint finish			
	<p><b>Application Notes</b></p> <p>Hanging rails and other accessories are not included and must be ordered separately. Hanging rails are included with 24" and 30" wide lateral drawers only. (See <i>Tower Accessories for pricing and order entry information</i>)</p> <p>Half depth adjustable shelves and coat hooks may be ordered separately allowing the cupboard and wardrobe area of the 15", 24" and 30" wide towers to support binders as well as shorter coats. (See <i>Tower Accessories for pricing and order entry information</i>)</p>		

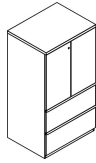
# Storage Towers Steel Front - Series 2 Pull

## 30" Wide Storage Towers

### 57" High

Series 2 Storage

description	type	w	d	h	lock	pattern no.	P1	P2	P3
57" High Double Door tower with two wide drawers		29 <sup>7</sup> / <sub>8</sub> "	23 <sup>1</sup> / <sub>2</sub> "	56 <sup>3</sup> / <sub>16</sub> "	Y	<b>DT3D5730WWL</b>	\$2,929.	\$3,366.	\$3,513.



24" and 30" wide double door cabinets may be ordered with a grommet option located in the back of the case by adding a "G" between the 4th and 5th character of the pattern number, example (DT3DG5730WWL). Add \$100 list for this option. **Note**, by adding a "G" option, the cabinet will also receive AV hinged doors.

Order Code	Specification Information	Application Notes	Critical Dimensions
Example: <b>DT3WSLH5730BBFL-117</b>	For non-locking towers, deduct as follows from the list price for each unit: Deduct \$30 for (1) lock unit, \$60 for (2) lock unit, and \$75 for a (3) lock unit. Substitute the "L" suffix with an "N" within the pattern number to designate a non-locking unit, example (DT3WSLH5030BBFN)	<b>Note:</b> 6" drawers behind doors are not available within the wardrobe portion of towers. Drawers behind doors are painted black.	Dimensions under, <b>w</b> , <b>d</b> and <b>h</b> are actual to the nearest <sup>1</sup> / <sub>16</sub> "
<b>DT3</b> Series 2 Steel Front, Series 2 Pull		<b>Note: Drawers behind doors list prices are as follows: 1= \$255</b>	50", 57" and 64" Tower Internal Dimensions
<b>WS</b> Wardrobe and Single Door		<b>Application Notes</b>	<ul style="list-style-type: none"> <li>Box and M drawer height: 4<sup>5</sup>/<sub>16</sub>"</li> <li>Box and M drawer width: 12<sup>1</sup>/<sub>16</sub>"</li> <li>Box and M drawer depth: 18<sup>3</sup>/<sub>8</sub>"</li> <li>File drawer height: 9<sup>1</sup>/<sub>4</sub>"</li> <li>File drawer width: 12<sup>1</sup>/<sub>16</sub>"</li> <li>File drawer depth: 18<sup>3</sup>/<sub>8</sub>"</li> <li>Wide drawer height: 9<sup>7</sup>/<sub>16</sub>"</li> <li>Wide drawer width: 20<sup>3</sup>/<sub>4</sub>"</li> <li>Wide drawer depth: 22<sup>7</sup>/<sub>8</sub>"</li> </ul>
<b>LH</b> Left Hand Access		Hanging rails and other accessories are not included and must be ordered separately. Hanging rails are included with 24" and 30" wide lateral drawers only. (See <i>Tower Accessories for pricing and order entry information</i> )	<b>Note:</b> All towers are configured from the top down with standard combinations of box and file drawers.
<b>57</b> 57" High		Half depth adjustable shelves and coat hooks may be ordered separately allowing the cupboard and wardrobe area of the 15", 24" and 30" wide towers to support binders as well as shorter coats. (See <i>Tower Accessories for pricing and order entry information</i> )	
<b>30</b> 30" Wide			
<b>B</b> Box Drawer	"M" drawers consisting of a box drawer body with a file drawer head are available by substituting any two "B" or any one "F" character within the pattern number, example (DT3WSLH5030MFN). Multiple "M" drawers may be specified providing they equal the total modules available. A 6" drawer, behind a cupboard door is available by adding the numeral 1 to the end of the pattern number, example (DT3WSLH6430BBFL1)		
<b>B</b> Box Drawer			
<b>F</b> File Drawer			
<b>L</b> Locking			
<b>117</b> Soft Grey paint finish	<ul style="list-style-type: none"> <li>15" w Side Access and Display towers include (1) lock.</li> <li>Single door towers, double door towers, 24" w and 30" w Side Access and Display towers include (2) locks. (Except full-height doors which include (1) lock)</li> <li>Front Access (only) towers with wardrobe include (3) locks. (Except full-height doors with wardrobe which include (2) locks)</li> </ul>		

# Storage Towers Steel Front - Series 2 Pull

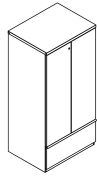
## 30" Wide Storage Towers

### 64" High

Series 2 Storage

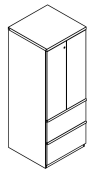
Series 2 Steel Front Storage

description	type	w	d	h	lock	pattern no.	P1	P2	P3
64" High Double Door tower with one wide drawer		29 <sup>7</sup> / <sub>8</sub> "	23 <sup>1</sup> / <sub>2</sub> "	63 <sup>5</sup> / <sub>16</sub> "	Y	<b>DT3D6430WL</b>	\$2,455.	\$2,824.	\$2,948.



24" and 30" wide double door cabinets may be ordered with a grommet option located in the back of the case by adding a "G" between the 4th and 5th character of the pattern number, example (DT3DG6424WL). Add \$100 list for this option. **Note**, by adding a "G" option, the cabinet will also receive AV hinged doors.

64" High Double Door tower with two wide drawers		29 <sup>7</sup> / <sub>8</sub> "	23 <sup>1</sup> / <sub>2</sub> "	63 <sup>5</sup> / <sub>16</sub> "	Y	<b>DT3D6430WWL</b>	2,949.	3,392.	3,536.
--------------------------------------------------	--	----------------------------------	----------------------------------	-----------------------------------	---	--------------------	--------	--------	--------



24" and 30" wide double door cabinets may be ordered with a grommet option located in the back of the case by adding a "G" between the 4th and 5th character of the pattern number, example (DT3DG6424WL). Add \$100 list for this option. **Note**, by adding a "G" option, the cabinet will also receive AV hinged doors.

Order Code	Specification Information	Application Notes	Critical Dimensions
Example: <b>DT3WSLH6430BBFL-117</b>	For non-locking towers, deduct as follows from the list price for each unit: Deduct \$30 for (1) lock unit, \$60 for (2) lock unit, and \$75 for a (3) lock unit. Substitute the "L" suffix with an "N" within the pattern number to designate a non-locking unit, example (DT3WSLH5030BBFN)	<b>Note:</b> 6" drawers behind doors are not available within the wardrobe portion of towers. Drawers behind doors are painted black.	Dimensions under, <b>w</b> , <b>d</b> and <b>h</b> are actual to the nearest <sup>1</sup> / <sub>16</sub> "
<b>DT3</b> Series 2 Steel Front, Series 2 Pull		<b>Note: Drawers behind doors list prices are as follows: 1= \$255</b>	50", 57" and 64" Tower Internal Dimensions
<b>WS</b> Wardrobe and Single Door		<b>Application Notes</b>	<ul style="list-style-type: none"> <li>Box and M drawer height: 4<sup>5</sup>/<sub>16</sub>"</li> <li>Box and M drawer width: 12<sup>1</sup>/<sub>16</sub>"</li> <li>Box and M drawer depth: 18<sup>3</sup>/<sub>8</sub>"</li> <li>File drawer height: 9<sup>1</sup>/<sub>4</sub>"</li> <li>File drawer width: 12<sup>1</sup>/<sub>16</sub>"</li> <li>File drawer depth: 18<sup>3</sup>/<sub>8</sub>"</li> <li>Wide drawer height: 9<sup>7</sup>/<sub>16</sub>"</li> <li>Wide drawer width: 20<sup>3</sup>/<sub>4</sub>"</li> <li>Wide drawer depth: 22<sup>7</sup>/<sub>8</sub>"</li> </ul>
<b>LH</b> Left Hand Access		Hanging rails and other accessories are not included and must be ordered separately. Hanging rails are included with 24" and 30" wide lateral drawers only. (See Tower Accessories for pricing and order entry information)	<b>Note:</b> All towers are configured from the top down with standard combinations of box and file drawers.
<b>64</b> 64" High		Half depth adjustable shelves and coat hooks may be ordered separately allowing the cupboard and wardrobe area of the 15", 24" and 30" wide towers to support binders as well as shorter coats. (See Tower Accessories for pricing and order entry information)	
<b>30</b> 30" Wide			
<b>B</b> Box Drawer	"M" drawers consisting of a box drawer body with a file drawer head are available by substituting any two "B" or any one "F" character within the pattern number, example (DT3WSLH5030MFN). Multiple "M" drawers may be specified providing they equal the total modules available. A 6" drawer, behind a cupboard door is available by adding the numeral 1 to the end of the pattern number, example (DT3WSLH6430BBFL1)		
<b>B</b> Box Drawer			
<b>F</b> File Drawer			
<b>L</b> Locking			
<b>117</b> Soft Grey paint finish	<ul style="list-style-type: none"> <li>15" w Side Access and Display towers include (1) lock.</li> <li>Single door towers, double door towers, 24" w and 30" w Side Access and Display towers include (2) locks. (Except full-height doors which include (1) lock)</li> <li>Front Access (only) towers with wardrobe include (3) locks. (Except full-height doors with wardrobe which include (2) locks)</li> </ul>		

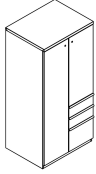
# Storage Towers Steel Front - Series 2 Pull

Series 2 Storage

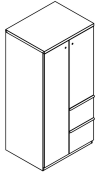
## 30" Wide Storage Towers

### 64" High

description	type	w	d	h	lock	pattern no.	P1	P2	P3
64" High tower with two box and one file drawer and door and wardrobe (left hand shown)	left hand	29 <sup>7</sup> / <sub>8</sub> "	23 <sup>1</sup> / <sub>2</sub> "	63 <sup>5</sup> / <sub>16</sub> "	Y	DT3WSLH6430BBFL	\$2,484.	\$2,858.	\$2,983.
	right hand	29 <sup>7</sup> / <sub>8</sub> "	23 <sup>1</sup> / <sub>2</sub> "	63 <sup>5</sup> / <sub>16</sub> "	Y	DT3WSRH6430BBFL	2,484.	2,858.	2,983.



64" High tower with two file drawers and door and wardrobe (left hand shown)	left hand	29 <sup>7</sup> / <sub>8</sub> "	23 <sup>1</sup> / <sub>2</sub> "	63 <sup>5</sup> / <sub>16</sub> "	Y	DT3WSLH6430FFL	2,319.	2,666.	2,782.
	right hand	29 <sup>7</sup> / <sub>8</sub> "	23 <sup>1</sup> / <sub>2</sub> "	63 <sup>5</sup> / <sub>16</sub> "	Y	DT3WSRH6430FFL	2,319.	2,666.	2,782.



Order Code	Specification Information	Application Notes	Critical Dimensions
Example: <b>DT3WSLH6430BBFL-117</b>	<p>For non-locking towers, deduct as follows from the list price for each unit: Deduct \$30 for (1) lock unit, \$60 for (2) lock unit, and \$75 for a (3) lock unit. Substitute the "L" suffix with an "N" within the pattern number to designate a non-locking unit, example (DT3WSLH5030BBFN)</p> <p>"M" drawers consisting of a box drawer body with a file drawer head are available by substituting any two "B" or any one "F" character within the pattern number, example (DT3WSLH5030MFN). Multiple "M" drawers may be specified providing they equal the total modules available. A 6" drawer, behind a cupboard door is available by adding the numeral 1 to the end of the pattern number, example (DT3WSLH6430BBFL1)</p> <ul style="list-style-type: none"> <li>• 15" w Side Access and Display towers include (1) lock.</li> <li>• Single door towers, double door towers, 24" w and 30" w Side Access and Display towers include (2) locks. (Except full-height doors which include (1) lock)</li> <li>• Front Access (only) towers with wardrobe include (3) locks. (Except full-height doors with wardrobe which include (2) locks)</li> </ul>	<p><b>Note:</b> 6" drawers behind doors are not available within the wardrobe portion of towers. Drawers behind doors are painted black.</p> <p><b>Note: Drawers behind doors list prices are as follows: 1= \$255</b></p>	<p>Dimensions under, <b>w</b>, <b>d</b> and <b>h</b> are actual to the nearest <sup>1</sup>/<sub>16</sub>"</p> <p>50", 57" and 64" Tower Internal Dimensions</p> <ul style="list-style-type: none"> <li>• Box and M drawer height: 4<sup>5</sup>/<sub>16</sub>"</li> <li>• Box and M drawer width: 12<sup>1</sup>/<sub>16</sub>"</li> <li>• Box and M drawer depth: 18<sup>3</sup>/<sub>8</sub>"</li> <li>• File drawer height: 9<sup>1</sup>/<sub>4</sub>"</li> <li>• File drawer width: 12<sup>1</sup>/<sub>16</sub>"</li> <li>• File drawer depth: 18<sup>3</sup>/<sub>8</sub>"</li> <li>• Wide drawer height: 9<sup>9</sup>/<sub>16</sub>"</li> <li>• Wide drawer width: 20<sup>3</sup>/<sub>4</sub>"</li> <li>• Wide drawer depth: 22<sup>7</sup>/<sub>8</sub>"</li> </ul> <p><b>Note:</b> All towers are configured from the top down with standard combinations of box and file drawers.</p>
<b>DT3</b> Series 2 Steel Front, Series 2 Pull			
<b>WS</b> Wardrobe and Single Door			
<b>LH</b> Left Hand Access			
<b>64</b> 64" High			
<b>30</b> 30" Wide			
<b>B</b> Box Drawer			
<b>B</b> Box Drawer			
<b>F</b> File Drawer			
<b>L</b> Locking			
<b>117</b> Soft Grey paint finish			
		<p><b>Application Notes</b></p> <p>Hanging rails and other accessories are not included and must be ordered separately. Hanging rails are included with 24" and 30" wide lateral drawers only. (See <i>Tower Accessories for pricing and order entry information</i>)</p> <p>Half depth adjustable shelves and coat hooks may be ordered separately allowing the cupboard and wardrobe area of the 15", 24" and 30" wide towers to support binders as well as shorter coats. (See <i>Tower Accessories for pricing and order entry information</i>)</p>	

# Storage Towers Steel Front - Series 2 Pull

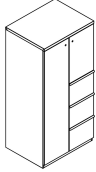
## 30" Wide Storage Towers

### 64" High

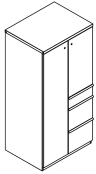
Series 2 Storage

Series 2 Steel Front Storage

description	type	w	d	h	lock	pattern no.	P1	P2	P3
64" High tower with three file drawers and door and wardrobe (left hand shown)	left hand	29 <sup>7</sup> / <sub>8</sub> "	23 <sup>1</sup> / <sub>2</sub> "	63 <sup>5</sup> / <sub>16</sub> "	Y	DT3WSLH6430FFFL	\$2,506.	\$2,884.	\$3,008.
	right hand	29 <sup>7</sup> / <sub>8</sub> "	23 <sup>1</sup> / <sub>2</sub> "	63 <sup>5</sup> / <sub>16</sub> "	Y	DT3WSRH6430FFFL	2,506.	2,884.	3,008.



64" High tower with one box and two file drawers and door and wardrobe (left hand shown)	left hand	29 <sup>7</sup> / <sub>8</sub> "	23 <sup>1</sup> / <sub>2</sub> "	63 <sup>5</sup> / <sub>16</sub> "	Y	DT3WSLH6430BFFL	2,517.	2,895.	3,022.
	right hand	29 <sup>7</sup> / <sub>8</sub> "	23 <sup>1</sup> / <sub>2</sub> "	63 <sup>5</sup> / <sub>16</sub> "	Y	DT3WSRH6430BFFL	2,517.	2,895.	3,022.



Order Code	Specification Information	Application Notes	Critical Dimensions	
Example: <b>DT3WSLH6430BBFL-117</b>	<p>For non-locking towers, deduct as follows from the list price for each unit: Deduct \$30 for (1) lock unit, \$60 for (2) lock unit, and \$75 for a (3) lock unit. Substitute the "L" suffix with an "N" within the pattern number to designate a non-locking unit, example (DT3WSLH5030BBFN)</p> <p>"M" drawers consisting of a box drawer body with a file drawer head are available by substituting any two "B" or any one "F" character within the pattern number, example (DT3WSLH5030MFN). Multiple "M" drawers may be specified providing they equal the total modules available. A 6" drawer, behind a cupboard door is available by adding the numeral 1 to the end of the pattern number, example (DT3WSLH6430BBFL1)</p> <ul style="list-style-type: none"> <li>15" w Side Access and Display towers include (1) lock.</li> <li>Single door towers, double door towers, 24" w and 30" w Side Access and Display towers include (2) locks. (Except full-height doors which include (1) lock)</li> <li>Front Access (only) towers with wardrobe include (3) locks. (Except full-height doors with wardrobe which include (2) locks)</li> </ul>	<p><b>Note:</b> 6" drawers behind doors are not available within the wardrobe portion of towers. Drawers behind doors are painted black.</p> <p><b>Note: Drawers behind doors list prices are as follows: 1= \$255</b></p> <p><b>Application Notes</b></p> <p>Hanging rails and other accessories are not included and must be ordered separately. Hanging rails are included with 24" and 30" wide lateral drawers only. (See Tower Accessories for pricing and order entry information)</p> <p>Half depth adjustable shelves and coat hooks may be ordered separately allowing the cupboard and wardrobe area of the 15", 24" and 30" wide towers to support binders as well as shorter coats. (See Tower Accessories for pricing and order entry information)</p>	<p>Dimensions under, <b>w</b>, <b>d</b> and <b>h</b> are actual to the nearest <sup>1</sup>/<sub>16</sub>"</p> <p>50", 57" and 64" Tower Internal Dimensions</p> <ul style="list-style-type: none"> <li>Box and M drawer height: 4<sup>5</sup>/<sub>16</sub>"</li> <li>Box and M drawer width: 12<sup>1</sup>/<sub>16</sub>"</li> <li>Box and M drawer depth: 18<sup>3</sup>/<sub>8</sub>"</li> <li>File drawer height: 9<sup>1</sup>/<sub>4</sub>"</li> <li>File drawer width: 12<sup>1</sup>/<sub>16</sub>"</li> <li>File drawer depth: 18<sup>3</sup>/<sub>8</sub>"</li> <li>Wide drawer height: 9<sup>9</sup>/<sub>16</sub>"</li> <li>Wide drawer width: 20<sup>3</sup>/<sub>4</sub>"</li> <li>Wide drawer depth: 22<sup>7</sup>/<sub>8</sub>"</li> </ul> <p><b>Note:</b> All towers are configured from the top down with standard combinations of box and file drawers.</p>	
<b>DT3</b>				Series 2 Steel Front, Series 2 Pull
<b>WS</b>				Wardrobe and Single Door
<b>LH</b>				Left Hand Access
<b>64</b>				64" High
<b>30</b>				30" Wide
<b>B</b>				Box Drawer
<b>B</b>				Box Drawer
<b>F</b>				File Drawer
<b>L</b>				Locking
<b>117</b>				Soft Grey paint finish



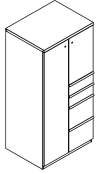
# Storage Towers Steel Front - Series 2 Pull

Series 2 Storage

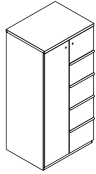
## 30" Wide Storage Towers

### 64" High

description	type	w	d	h	lock	pattern no.	P1	P2	P3
64" High tower with two box and two file drawers and door and wardrobe (left hand shown)	left hand	29 <sup>7</sup> / <sub>8</sub> "	23 <sup>1</sup> / <sub>2</sub> "	63 <sup>5</sup> / <sub>16</sub> "	Y	DT3WSLH6430BBFFL	\$2,717.	\$3,124.	\$3,262.
	right hand	29 <sup>7</sup> / <sub>8</sub> "	23 <sup>1</sup> / <sub>2</sub> "	63 <sup>5</sup> / <sub>16</sub> "	Y	DT3WSRH6430BBFFL	2,717.	3,124.	3,262.



64" High tower with four file drawers and door and wardrobe (left hand shown)	left hand	29 <sup>7</sup> / <sub>8</sub> "	23 <sup>1</sup> / <sub>2</sub> "	63 <sup>5</sup> / <sub>16</sub> "	Y	DT3WSLH6430FFFFL	2,751.	3,164.	3,303.
	right hand	29 <sup>7</sup> / <sub>8</sub> "	23 <sup>1</sup> / <sub>2</sub> "	63 <sup>5</sup> / <sub>16</sub> "	Y	DT3WSRH6430FFFFL	2,751.	3,164.	3,303.



Order Code	Specification Information	Application Notes	Critical Dimensions
Example: <b>DT3WSLH6430BBFL-117</b>	<p>For non-locking towers, deduct as follows from the list price for each unit: Deduct \$30 for (1) lock unit, \$60 for (2) lock unit, and \$75 for a (3) lock unit. Substitute the "L" suffix with an "N" within the pattern number to designate a non-locking unit, example (DT3WSLH5030BBFN)</p> <p>"M" drawers consisting of a box drawer body with a file drawer head are available by substituting any two "B" or any one "F" character within the pattern number, example (DT3WSLH5030MFN). Multiple "M" drawers may be specified providing they equal the total modules available. A 6" drawer, behind a cupboard door is available by adding the numeral 1 to the end of the pattern number, example (DT3WSLH6430BBFL1)</p> <ul style="list-style-type: none"> <li>15" w Side Access and Display towers include (1) lock.</li> <li>Single door towers, double door towers, 24" w and 30" w Side Access and Display towers include (2) locks. (Except full-height doors which include (1) lock)</li> <li>Front Access (only) towers with wardrobe include (3) locks. (Except full-height doors with wardrobe which include (2) locks)</li> </ul>	<p><b>Note:</b> 6" drawers behind doors are not available within the wardrobe portion of towers. Drawers behind doors are painted black.</p> <p><b>Note: Drawers behind doors list prices are as follows: 1= \$255</b></p>	<p>Dimensions under, <b>w</b>, <b>d</b> and <b>h</b> are actual to the nearest <sup>1</sup>/<sub>16</sub>"</p> <p>50", 57" and 64" Tower Internal Dimensions</p> <ul style="list-style-type: none"> <li>Box and M drawer height: 4<sup>5</sup>/<sub>16</sub>"</li> <li>Box and M drawer width: 12<sup>1</sup>/<sub>16</sub>"</li> <li>Box and M drawer depth: 18<sup>3</sup>/<sub>8</sub>"</li> <li>File drawer height: 9<sup>1</sup>/<sub>4</sub>"</li> <li>File drawer width: 12<sup>1</sup>/<sub>16</sub>"</li> <li>File drawer depth: 18<sup>3</sup>/<sub>8</sub>"</li> <li>Wide drawer height: 9<sup>9</sup>/<sub>16</sub>"</li> <li>Wide drawer width: 20<sup>3</sup>/<sub>4</sub>"</li> <li>Wide drawer depth: 22<sup>7</sup>/<sub>8</sub>"</li> </ul> <p><b>Note:</b> All towers are configured from the top down with standard combinations of box and file drawers.</p>
<b>DT3</b> Series 2 Steel Front, Series 2 Pull			
<b>WS</b> Wardrobe and Single Door			
<b>LH</b> Left Hand Access			
<b>64</b> 64" High			
<b>30</b> 30" Wide			
<b>B</b> Box Drawer			
<b>B</b> Box Drawer			
<b>F</b> File Drawer			
<b>L</b> Locking			
<b>117</b> Soft Grey paint finish			
		<p><b>Application Notes</b></p> <p>Hanging rails and other accessories are not included and must be ordered separately. Hanging rails are included with 24" and 30" wide lateral drawers only. (See <i>Tower Accessories for pricing and order entry information</i>)</p> <p>Half depth adjustable shelves and coat hooks may be ordered separately allowing the cupboard and wardrobe area of the 15", 24" and 30" wide towers to support binders as well as shorter coats. (See <i>Tower Accessories for pricing and order entry information</i>)</p>	

# Pedestals Steel Front - Template Pull

## Floorstanding Pedestals

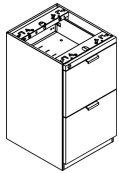
Series 2 Storage

Series 2 Steel Front Storage

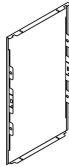
description	w	d	h	lock	pattern no.	P1	P2	P3
Floorstanding Pedestal with two box and one file drawer with lock	14 <sup>7</sup> / <sub>8</sub> "	17 <sup>1</sup> / <sub>4</sub> "	26 <sup>7</sup> / <sub>8</sub> "	Y	<b>BS2PFL18A(S/L/V)</b>	\$796.	\$917.	\$956.
	14 <sup>7</sup> / <sub>8</sub> "	23 <sup>1</sup> / <sub>4</sub> "	26 <sup>7</sup> / <sub>8</sub> "	Y	<b>BS2PFL24A(S/L/V)</b>	683.	787.	820.
	14 <sup>7</sup> / <sub>8</sub> "	29 <sup>1</sup> / <sub>4</sub> "	26 <sup>7</sup> / <sub>8</sub> "	Y	<b>BS2PFL30A(S/L/V)</b>	920.	1,058.	1,109.



Floorstanding Pedestal with two file drawers with lock	14 <sup>7</sup> / <sub>8</sub> "	17 <sup>1</sup> / <sub>4</sub> "	26 <sup>7</sup> / <sub>8</sub> "	Y	<b>BS2PFL18B(S/L/V)</b>	766.	882.	920.
	14 <sup>7</sup> / <sub>8</sub> "	23 <sup>1</sup> / <sub>4</sub> "	26 <sup>7</sup> / <sub>8</sub> "	Y	<b>BS2PFL24B(S/L/V)</b>	647.	746.	776.
	14 <sup>7</sup> / <sub>8</sub> "	29 <sup>1</sup> / <sub>4</sub> "	26 <sup>7</sup> / <sub>8</sub> "	Y	<b>BS2PFL30B(S/L/V)</b>	880.	1,012.	1,054.



Series 2 Floorstanding Pedestal Case Back	14 <sup>7</sup> / <sub>8</sub> "	N/A	26 <sup>7</sup> / <sub>8</sub> "	N/A	<b>DS2XPB</b>	96.	109.	112.
-------------------------------------------	----------------------------------	-----	----------------------------------	-----	---------------	-----	------	------



### Order Code

Example:	<b>BS2PFL24AS-117</b>
<b>BS2</b>	Series 2 Steel Front
<b>PF</b>	Pedestal Floorstanding
<b>L</b>	Locking
<b>24</b>	Depth
<b>A</b>	Box/Box/File
<b>S</b>	Steel Front
<b>117</b>	Soft Grey paint finish

### Specification Information

Deduct \$15 from the list price for non-locking units. Substitute the "L" with a "N" within the pattern number to designate a non-locking unit, *example* (DS2PFN18A).

#### Note:

24" deep floorstanding pedestals do not include a back panel. Back panels must be ordered separately. 18" and 30" floorstanding pedestals have backs standard.

Add an "F" to the end of the pattern number to receive full extension slides on all box drawers. Upcharge is \$25 list per pedestal.

### Application Notes

Hanging rails and other accessories are not included and must be ordered separately. (*See pedestal accessories page (298), for pricing and ordering information*)

Add a "Y" to the end of the pattern number to specify a front color that is different than the case color. P3 pricing automatically applies for all colors when utilizing this option.

**Template Pull length:**  
**Steel and Veneer fronts receive 2" pulls on doors and 3" pulls on drawers.**  
**Laminate fronts receive 5" pulls on all doors and drawers.**

### Critical Dimensions

Dimensions under, **w**, **d** and **h** are actual to the nearest 1/16"

24" Deep Floorstanding Pedestal Internal Drawer Dimensions

- Box drawer height: 4<sup>3</sup>/<sub>16</sub>"
- Box drawer width: 12<sup>1</sup>/<sub>16</sub>"
- Box drawer depth: 18<sup>3</sup>/<sub>8</sub>"
- File drawer height: 9<sup>1</sup>/<sub>4</sub>"
- File drawer width: 12<sup>1</sup>/<sub>16</sub>"
- File drawer depth: 18<sup>3</sup>/<sub>8</sub>"

# Pedestals Steel Front - Template Pull

## Mobile Pedestals

Series 2 Storage

description	w	d	h	pattern no.	P1	P2	P3
Mobile Pedestal with two box and one file drawer	14 <sup>7</sup> / <sub>8</sub> "	16 <sup>3</sup> / <sub>4</sub> "	26 <sup>3</sup> / <sub>8</sub> "	<b>BS2PML18AS</b>	\$1,284.	\$1,475.	\$1,539.
	14 <sup>7</sup> / <sub>8</sub> "	22 <sup>3</sup> / <sub>4</sub> "	26 <sup>3</sup> / <sub>8</sub> "	<b>BS2PML24AS</b>	911.	1,051.	1,097.



Mobile Pedestal with two file drawers	14 <sup>7</sup> / <sub>8</sub> "	16 <sup>3</sup> / <sub>4</sub> "	26 <sup>3</sup> / <sub>8</sub> "	<b>BS2PML18BS</b>	1,244.	1,432.	1,495.
	14 <sup>7</sup> / <sub>8</sub> "	22 <sup>3</sup> / <sub>4</sub> "	26 <sup>3</sup> / <sub>8</sub> "	<b>BS2PML24BS</b>	911.	1,051.	1,097.



Mobile Pedestal with one box and one file drawer	14 <sup>7</sup> / <sub>8</sub> "	16 <sup>3</sup> / <sub>4</sub> "	20 <sup>3</sup> / <sub>8</sub> "	<b>BS2PML18FS</b>	1,141.	1,314.	1,369.
	14 <sup>7</sup> / <sub>8</sub> "	22 <sup>3</sup> / <sub>4</sub> "	20 <sup>3</sup> / <sub>8</sub> "	<b>BS2PML24FS</b>	818.	941.	979.



Order Code	Specification Information	Application Notes	Critical Dimensions
Example: <b>DS2PML24A-117</b>			
<b>DS2</b> Series 2 Steel Front	Add \$55 list for Mobile Handle. Add a "P" between the "L" lock code and the case size to designate the handle option, <i>example</i> (DS2PMLP24A)	Hanging rails and other accessories are not included and must be ordered separately. ( <i>See pedestal accessories page (298), for pricing and ordering information</i> )	Dimensions under, <b>w</b> , <b>d</b> and <b>h</b> are actual to the nearest 1/16"
<b>PM</b> Pedestal Mobile			24" Deep Floorstanding Pedestal Internal Drawer Dimensions
<b>L</b> Locking			<ul style="list-style-type: none"> <li>• Box drawer height: 4<sup>3</sup>/<sub>16</sub>"</li> <li>• Box drawer width: 12<sup>1</sup>/<sub>16</sub>"</li> <li>• Box drawer depth: 18<sup>3</sup>/<sub>8</sub>"</li> <li>• File drawer height: 9<sup>1</sup>/<sub>4</sub>"</li> <li>• File drawer width: 12<sup>1</sup>/<sub>16</sub>"</li> <li>• File drawer depth: 18<sup>3</sup>/<sub>8</sub>"</li> </ul>
<b>24</b> Depth	Deduct \$35 list for units without a top. Add an "O" in place of the "M" in the pattern number to designate the no-top option, <i>example</i> (DS2POL18A)	Add a "Y" to the end of the pattern number to specify a front color that is different than the case color. P3 pricing automatically applies for all colors when utilizing this option.	
<b>A</b> Box/Box/File			
<b>S</b> Steel Front			
<b>117</b> Soft Grey paint finish	Add an "F" to the end of the pattern number to receive full extension slides on all box drawers. Upcharge is \$25 list per pedestal.	<p><b>Template Pull length:</b>  <b>Steel and Veneer fronts receive 2" pulls on doors and 3" pulls on drawers.</b>  <b>Laminate fronts receive 5" pulls on all doors and drawers.</b></p>	

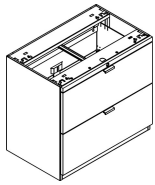
# Pedestals Steel Front - Template Pull

## Double Wide Pedestals

Series 2 Storage

Series 2 Steel Front Storage

description	w	d	h	pattern no.	P1	P2	P3
Doublewide Pedestal with two file drawers	30"	18 <sup>3</sup> / <sub>4</sub> "	26 <sup>7</sup> / <sub>8</sub> "	<b>BS2DW30LS</b>	\$1,210.	\$1,391.	\$1,450.
	36"	18 <sup>3</sup> / <sub>4</sub> "	26 <sup>7</sup> / <sub>8</sub> "	<b>BS2DW36LS</b>	1,277.	1,470.	1,533.



Order Code	Specification Information	Application Notes	Critical Dimensions
<p>Example: <b>DS2DW30L-117</b></p> <p><b>DS2</b> Series 2 Steel Front</p> <p><b>DW</b> Doublewide Pedestal</p> <p><b>30</b> 30" wide</p> <p><b>L</b> Locking</p> <p><b>S</b> Steel Front</p> <p><b>117</b> Soft Grey paint finish</p>	<p>Deduct \$20 from the list price for non-locking units. Substitute the "L" suffix with an "N" within the pattern number to designate a non-locking unit, <i>example</i> (DS2DW36L).</p>	<p>Doublewide pedestals are not intended for freestanding use and must be secured beneath a panel supported worksurface. (<i>See Calibre lateral files price list for two drawer files that can be used for freestanding applications</i>)</p> <p>Add a "Y" to the end of the pattern number to specify a front color that is different than the case color. P3 pricing automatically applies for all colors when utilizing this option.</p> <p><b>Template Pull length:</b>  <b>Steel and Veneer fronts receive 2" pulls on doors and 3" pulls on drawers.</b>  <b>Laminate fronts receive 5" pulls on all doors and drawers.</b></p>	<p>Dimensions under, <b>w</b>, <b>d</b> and <b>h</b> are actual to the nearest <sup>1</sup>/<sub>16</sub>".</p> <p>Doublewide Pedestal Internal Drawer Dimensions</p> <ul style="list-style-type: none"> <li>• Lateral drawer height: 9<sup>3</sup>/<sub>4</sub>"</li> <li>• Lateral drawer width: 26<sup>3</sup>/<sub>4</sub>" and 32<sup>3</sup>/<sub>4</sub>"</li> <li>• Lateral drawer depth: 15<sup>3</sup>/<sub>4</sub>"</li> </ul>

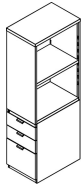
# Storage Towers Steel Front - Template Pull

## 15" Wide Storage Towers

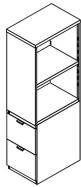
### 42" High

Series 2 Storage

description	type	w	d	h	lock	pattern no.	P1	P2	P3
42" High Side Access Bookcase tower with two box and one file drawer (right hand shown)	left hand	14 7/8"	23 1/2"	41 5/16"	Y	<b>BT3SBLH4215BBFLS</b>	\$1,894.	\$2,178.	\$2,273.
	right hand	14 7/8"	23 1/2"	41 5/16"	Y	<b>BT3SBRH4215BBFLS</b>	1,894.	2,178.	2,273.



42" High Side Access Bookcase tower with two file drawers (right hand shown)	left hand	14 7/8"	23 1/2"	41 5/16"	Y	<b>BT3SBLH4215FFLS</b>	1,807.	2,080.	2,170.
	right hand	14 7/8"	23 1/2"	41 5/16"	Y	<b>BT3SBRH4215FFLS</b>	1,807.	2,080.	2,170.



#### Order Code

Example:	<b>BT3SBLH4215BBFLS-117</b>
<b>BT3</b>	Series 2 Steel Front
<b>SB</b>	Side Access Bookcase
<b>LH</b>	Left Hand Access
<b>42</b>	42" High
<b>15</b>	15" Wide
<b>B</b>	Box Drawer
<b>B</b>	Box Drawer
<b>F</b>	File Drawer
<b>L</b>	Locking
<b>117</b>	Soft Grey paint finish

#### Specification Information

For non-locking towers, deduct as follows from the list price for each unit: Deduct \$30 for (1) lock unit, \$60 for (2) lock unit, and \$75 for a (3) lock unit. Substitute the "L" suffix with an "N" within the pattern number to designate a non-locking unit, example (DT3SLH5015BBFN)

"M" drawers consisting of a box drawer body with a file drawer head are available by substituting any two "B" or any one "F" character within the pattern number, example (DT3SLH5015MFN). Multiple "M" drawers may be specified providing they equal the total modules available.

A 6" drawer, behind a cupboard door is available by adding the numeral 1 to the end of the pattern number, example (DT3SLH6415BBFL1)

**Note:** 6" drawers behind doors are not available within the wardrobe portion of towers. Drawers behind doors are painted.

**Note: Drawer behind door list pricing is as follows: 1= \$255**

#### Application Notes

Hanging rails and other accessories are not included and must be ordered separately. Hanging rails are included with 24" and 30" wide lateral drawers only. (See *Tower Accessories for pricing and order entry information*)

Half depth adjustable shelves and coat hooks may be ordered separately allowing the cupboard area of the 15", 24" and 30" wide towers to support binders as well as shorter coats. (See *Tower Accessories for pricing and order entry information*)*Note: Series 2 Steel front doors are standard without a handle. Handles may be ordered for cupboard doors as a special.*

- 15" Side Access and Display towers include (1) lock.
- Single door towers, double door towers, 24" w and 30" w Side Access and Display towers include (2) locks. (Except full-height doors which include (1) lock)
- Front Access (only) towers with wardrobe include (3) locks. (Except full-height doors with wardrobe which include (2) locks)

#### Critical Dimensions

Dimensions under, **w**, **d** and **h** are actual to the nearest 1/16"

42", 50", 57" and 64" Tower Internal Dimensions

- Box and M drawer height: 4 5/16"
- Box and M drawer width: 12 1/16"
- Box and M drawer depth: 18 3/8"
- File drawer height: 9 1/4"
- File drawer width: 12 1/16"
- File drawer depth: 18 3/8"

**Note:** All towers are configured from the top down with standard combinations of box and file drawers.

**Note:** Template pull wardrobes and cabinet doors utilize a pull and self closing hinge in place of touch latch.

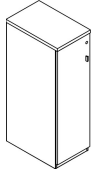
**Template Pull length:**  
**Steel and Veneer fronts receive 2" pulls on doors and 3" pulls on drawers.**  
**Laminate fronts receive 5" pulls on all doors and drawers.**

# Storage Towers Steel Front - Template Pull

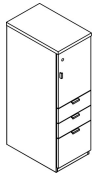
## 15" Wide Storage Towers

### 50" High

description	type	w	d	h	lock	pattern no.	P1	P2	P3
50" High Single Door tower with no drawers (right hand shown)	left hand	14 <sup>7</sup> / <sub>8</sub> "	23 <sup>1</sup> / <sub>2</sub> "	48 <sup>3</sup> / <sub>16</sub> "	Y	<b>BT3SLH5015LS</b>	\$2,085.	\$2,295.	\$2,501.
	right hand	14 <sup>7</sup> / <sub>8</sub> "	23 <sup>1</sup> / <sub>2</sub> "	48 <sup>3</sup> / <sub>16</sub> "	Y	<b>BT3SRH5015LS</b>	2,085.	2,295.	2,501.



50" High Single Door tower with two box and one file drawer (right hand shown)	left hand	14 <sup>7</sup> / <sub>8</sub> "	23 <sup>1</sup> / <sub>2</sub> "	48 <sup>3</sup> / <sub>16</sub> "	Y	<b>BT3SLH5015BBFLS</b>	2,221.	2,554.	2,664.
	right hand	14 <sup>7</sup> / <sub>8</sub> "	23 <sup>1</sup> / <sub>2</sub> "	48 <sup>3</sup> / <sub>16</sub> "	Y	<b>BT3SRH5015BBFLS</b>	2,221.	2,554.	2,664.



#### Order Code

Example:	<b>BT3SBLH5015BBFLS-117</b>
<b>BT3</b>	Series 2 Steel Front
<b>SB</b>	Side Access Bookcase
<b>LH</b>	Left Hand Access
<b>50</b>	50" High
<b>15</b>	15" Wide
<b>B</b>	Box Drawer
<b>B</b>	Box Drawer
<b>F</b>	File Drawer
<b>L</b>	Locking
<b>117</b>	Soft Grey paint finish

#### Specification Information

For non-locking towers, deduct as follows from the list price for each unit: Deduct \$30 for (1) lock unit, \$60 for (2) lock unit, and \$75 for a (3) lock unit. Substitute the "L" suffix with an "N" within the pattern number to designate a non-locking unit, example (DT3SLH5015BBFN)

#### Application Notes

"M" drawers consisting of a box drawer body with a file drawer head are available by substituting any two "B" or any one "F" character within the pattern number, example (DT3SLH5015MFN). Multiple "M" drawers may be specified providing they equal the total modules available.

A 6" drawer, behind a cupboard door is available by adding the numeral 1 to the end of the pattern number, example (DT3SLH6415BBFL1)

**Note:** 6" drawers behind doors are not available within the wardrobe portion of towers. Drawers behind doors are painted black.

**Note: Drawer behind door list pricing is as follows: 1= \$255**

Hanging rails and other accessories are not included and must be ordered separately. Hanging rails are included with 24" and 30" wide lateral drawers only. (See *Tower Accessories for pricing and order entry information*)

Half depth adjustable shelves and coat hooks may be ordered separately allowing the cupboard area of the 15", 24" and 30" wide towers to support binders as well as shorter coats. (See *Tower Accessories for pricing and order entry information*)**Note: Series 2 Steel front doors are standard without a handle. Handles may be ordered for cupboard doors as a special.**

- 15" w Side Access and Display towers include (1) lock.
- Single door towers, double door towers, 24" w and 30" w Side Access and Display towers include (2) locks. (Except full-height doors which include (1) lock)
- Front Access (only) towers with wardrobe include (3) locks. (Except full-height doors with wardrobe which include (2) locks)

Single door tower (50" h and 57" h) with no drawers include one fixed shelf and one adjustable shelf. 64" h includes one fixed shelf and two adjustable shelves. Fixed shelf is positioned just below worksurface height.

#### Critical Dimensions

Dimensions under, **w**, **d** and **h** are actual to the nearest 1/16"

42", 50", 57" and 64" Tower Internal Dimensions

- Box and M drawer height: 4<sup>5</sup>/<sub>16</sub>"
- Box and M drawer width: 12<sup>1</sup>/<sub>16</sub>"
- Box and M drawer depth: 18<sup>3</sup>/<sub>8</sub>"
- File drawer height: 9<sup>1</sup>/<sub>4</sub>"
- File drawer width: 12<sup>1</sup>/<sub>16</sub>"
- File drawer depth: 18<sup>3</sup>/<sub>8</sub>"

**Note:** All towers are configured from the top down with standard combinations of box and file drawers.

**Note:** Template pull wardrobes and cabinet doors utilize a pull and self closing hinge in place of touch latch.

**Template Pull length:**  
**Steel and Veneer fronts receive 2" pulls on doors and 3" pulls on drawers.**  
**Laminate fronts receive 5" pulls on all doors and drawers.**

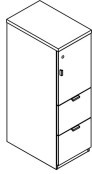
# Storage Towers Steel Front - Template Pull

Series 2 Storage

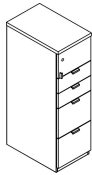
## 15" Wide Storage Towers

### 50" High

description	type	w	d	h	lock	pattern no.	P1	P2	P3
50" High Single Door tower with two file drawers (right hand shown)	left hand	14 <sup>7</sup> / <sub>8</sub> "	23 1/2"	48 <sup>5</sup> / <sub>16</sub> "	Y	<b>BT3SLH5015FFLS</b>	\$2,003.	\$2,303.	\$2,403.
	right hand	14 <sup>7</sup> / <sub>8</sub> "	23 1/2"	48 <sup>5</sup> / <sub>16</sub> "	Y	<b>BT3SRH5015FFLS</b>	2,003.	2,303.	2,403.



50" High Single Door tower with two box and two file drawers (right hand shown)	left hand	14 <sup>7</sup> / <sub>8</sub> "	23 1/2"	48 <sup>5</sup> / <sub>16</sub> "	Y	<b>BT3SLH5015BBFFLS</b>	2,428.	2,794.	2,918.
	right hand	14 <sup>7</sup> / <sub>8</sub> "	23 1/2"	48 <sup>5</sup> / <sub>16</sub> "	Y	<b>BT3SRH5015BBFFLS</b>	2,428.	2,794.	2,918.



#### Order Code

Example: **BT3SBLH5015BBFFLS-117**

<b>BT3</b>	Series 2 Steel Front
<b>SB</b>	Side Access Bookcase
<b>LH</b>	Left Hand Access
<b>50</b>	50" High
<b>15</b>	15" Wide
<b>B</b>	Box Drawer
<b>B</b>	Box Drawer
<b>F</b>	File Drawer
<b>L</b>	Locking
<b>117</b>	Soft Grey paint finish

#### Specification Information

For non-locking towers, deduct as follows from the list price for each unit: Deduct \$30 for (1) lock unit, \$60 for (2) lock unit, and \$75 for a (3) lock unit. Substitute the "L" suffix with an "N" within the pattern number to designate a non-locking unit, example (DT3SLH5015BBFN)

"M" drawers consisting of a box drawer body with a file drawer head are available by substituting any two "B" or any one "F" character within the pattern number, example (DT3SLH5015MFN). Multiple "M" drawers may be specified providing they equal the total modules available.

A 6" drawer, behind a cupboard door is available by adding the numeral 1 to the end of the pattern number, example (DT3SLH6415BBFL1)

**Note:** 6" drawers behind doors are not available within the wardrobe portion of towers. Drawers behind doors are painted black.

**Note: Drawer behind door list pricing is as follows: 1 = \$255**

#### Application Notes

Hanging rails and other accessories are not included and must be ordered separately. Hanging rails are included with 24" and 30" wide lateral drawers only. (See *Tower Accessories for pricing and order entry information*)

Half depth adjustable shelves and coat hooks may be ordered separately allowing the cupboard area of the 15", 24" and 30" wide towers to support binders as well as shorter coats. (See *Tower Accessories for pricing and order entry information*)**Note: Series 2 Steel front doors are standard without a handle. Handles may be ordered for cupboard doors as a special.**

- 15" w Side Access and Display towers include (1) lock.
- Single door towers, double door towers, 24" w and 30" w Side Access and Display towers include (2) locks. (Except full-height doors which include (1) lock)
- Front Access (only) towers with wardrobe include (3) locks. (Except full-height doors with wardrobe which include (2) locks)

Single door tower (50" h and 57" h) with no drawers include one fixed shelf and one adjustable shelf. 64" h includes one fixed shelf and two adjustable shelves. Fixed shelf is positioned just below worksurface height.

#### Critical Dimensions

Dimensions under, **w**, **d** and **h** are actual to the nearest 1/16"

42", 50", 57" and 64" Tower Internal Dimensions

- Box and M drawer height: 4<sup>5</sup>/<sub>16</sub>"
- Box and M drawer width: 12<sup>1</sup>/<sub>16</sub>"
- Box and M drawer depth: 18<sup>3</sup>/<sub>8</sub>"
- File drawer height: 9<sup>1</sup>/<sub>4</sub>"
- File drawer width: 12<sup>1</sup>/<sub>16</sub>"
- File drawer depth: 18<sup>3</sup>/<sub>8</sub>"

**Note:** All towers are configured from the top down with standard combinations of box and file drawers.

**Note:** Template pull wardrobes and cabinet doors utilize a pull and self closing hinge in place of touch latch.

**Template Pull length: Steel and Veneer fronts receive 2" pulls on doors and 3" pulls on drawers. Laminate fronts receive 5" pulls on all doors and drawers.**

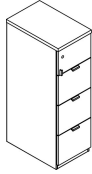
# Storage Towers Steel Front - Template Pull

Series 2 Storage

## 15" Wide Storage Towers

### 50" High

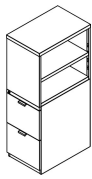
description	type	w	d	h	lock	pattern no.	P1	P2	P3
50" High Single Door tower with three file drawers (right hand shown)	left hand	14 <sup>7</sup> / <sub>8</sub> "	23 <sup>1</sup> / <sub>2</sub> "	48 <sup>5</sup> / <sub>16</sub> "	Y	<b>BT3SLH5015FFFLS</b>	\$2,247.	\$2,583.	\$2,696.
	right hand	14 <sup>7</sup> / <sub>8</sub> "	23 <sup>1</sup> / <sub>2</sub> "	48 <sup>5</sup> / <sub>16</sub> "	Y	<b>BT3SRH5015FFFLS</b>	2,247.	2,583.	2,696.



50" High Side Access Bookcase tower with two box and one file drawer (right hand shown)	left hand	14 <sup>7</sup> / <sub>8</sub> "	23 <sup>1</sup> / <sub>2</sub> "	48 <sup>5</sup> / <sub>16</sub> "	Y	<b>BT3SBLH5015BBFLS</b>	1,998.	2,296.	2,397.
	right hand	14 <sup>7</sup> / <sub>8</sub> "	23 <sup>1</sup> / <sub>2</sub> "	48 <sup>5</sup> / <sub>16</sub> "	Y	<b>BT3SBRH5015BBFLS</b>	1,998.	2,296.	2,397.



50" High Side Access Bookcase tower with two file drawers (right hand shown)	left hand	14 <sup>7</sup> / <sub>8</sub> "	23 <sup>1</sup> / <sub>2</sub> "	48 <sup>5</sup> / <sub>16</sub> "	Y	<b>BT3SBLH5015FFLS</b>	1,894.	2,178.	2,273.
	right hand	14 <sup>7</sup> / <sub>8</sub> "	23 <sup>1</sup> / <sub>2</sub> "	48 <sup>5</sup> / <sub>16</sub> "	Y	<b>BT3SBRH5015FFLS</b>	1,894.	2,178.	2,273.



#### Order Code

Example: **BT3SBLH5015BBFLS-117**

<b>BT3</b>	Series 2 Steel Front
<b>SB</b>	Side Access Bookcase
<b>LH</b>	Left Hand Access
<b>50</b>	50" High
<b>15</b>	15" Wide
<b>B</b>	Box Drawer
<b>B</b>	Box Drawer
<b>F</b>	File Drawer
<b>L</b>	Locking
<b>117</b>	Soft Grey paint finish

#### Specification Information

For non-locking towers, deduct as follows from the list price for each unit: Deduct \$30 for (1) lock unit, \$60 for (2) lock unit, and \$75 for a (3) lock unit. Substitute the "L" suffix with an "N" within the pattern number to designate a non-locking unit, example (DT3SLH5015BBFN)

"M" drawers consisting of a box drawer body with a file drawer head are available by substituting any two "B" or any one "F" character within the pattern number, example (DT3SLH5015MFN). Multiple "M" drawers may be specified providing they equal the total modules available.

A 6" drawer, behind a cupboard door is available by adding the numeral 1 to the end of the pattern number, example (DT3SLH6415BBFL1)

**Note:** 6" drawers behind doors are not available within the wardrobe portion of towers. Drawers behind doors are painted black.

**Note: Drawer behind door list pricing is as follows: 1 = \$255**

#### Application Notes

Hanging rails and other accessories are not included and must be ordered separately. Hanging rails are included with 24" and 30" wide lateral drawers only. (See *Tower Accessories for pricing and order entry information*)

Half depth adjustable shelves and coat hooks may be ordered separately allowing the cupboard area of the 15", 24" and 30" wide towers to support binders as well as shorter coats. (See *Tower Accessories for pricing and order entry information*)*Note: Series 2 Steel front doors are standard without a handle. Handles may be ordered for cupboard doors as a special.*

- 15" w Side Access and Display towers include (1) lock.
- Single door towers, double door towers, 24" w and 30" w Side Access and Display towers include (2) locks. (Except full-height doors which include (1) lock)
- Front Access (only) towers with wardrobe include (3) locks. (Except full-height doors with wardrobe which include (2) locks)

Single door tower (50" h and 57" h) with no drawers include one fixed shelf and one adjustable shelf. 64" h includes one fixed shelf and two adjustable shelves. Fixed shelf is positioned just below worksurface height.

#### Critical Dimensions

Dimensions under, **w**, **d** and **h** are actual to the nearest 1/16"

42", 50", 57" and 64" Tower Internal Dimensions

- Box and M drawer height: 4<sup>5</sup>/<sub>16</sub>"
- Box and M drawer width: 12<sup>1</sup>/<sub>16</sub>"
- Box and M drawer depth: 18<sup>3</sup>/<sub>8</sub>"
- File drawer height: 9<sup>1</sup>/<sub>4</sub>"
- File drawer width: 12<sup>1</sup>/<sub>16</sub>"
- File drawer depth: 18<sup>3</sup>/<sub>8</sub>"

**Note:** All towers are configured from the top down with standard combinations of box and file drawers.

**Note:** Template pull wardrobes and cabinet doors utilize a pull and self closing hinge in place of touch latch.

**Template Pull length:**  
**Steel and Veneer fronts receive 2" pulls on doors and 3" pulls on drawers.**  
**Laminate fronts receive 5" pulls on all doors and drawers.**



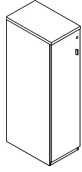
# Storage Towers Steel Front - Template Pull

## 15" Wide Storage Towers

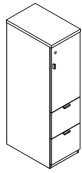
### 57" High

Series 2 Storage

description	type	w	d	h	lock	pattern no.	P1	P2	P3
57" High Single Door tower with no drawers (right hand shown)	left hand	14 7/8"	23 1/2"	56 3/16"	Y	<b>BT3SLH5715LS</b>	\$2,138.	\$2,351.	\$2,567.
	right hand	14 7/8"	23 1/2"	56 3/16"	Y	<b>BT3SRH5715LS</b>	2,138.	2,351.	2,567.



57" High Single Door tower with two file drawers (right hand shown)	left hand	14 7/8"	23 1/2"	56 3/16"	Y	<b>BT3SLH5715FFLS</b>	2,054.	2,366.	2,463.
	right hand	14 7/8"	23 1/2"	56 3/16"	Y	<b>BT3SRH5715FFLS</b>	2,054.	2,366.	2,463.



#### Order Code

Example:	<b>BT3SBLH5715BBFLS-117</b>
<b>BT3</b>	Series 2 Steel Front
<b>SB</b>	Side Access Bookcase
<b>LH</b>	Left Hand Access
<b>57</b>	57" High
<b>15</b>	15" Wide
<b>B</b>	Box Drawer
<b>B</b>	Box Drawer
<b>F</b>	File Drawer
<b>L</b>	Locking
<b>117</b>	Soft Grey paint finish

#### Specification Information

For non-locking towers, deduct as follows from the list price for each unit: Deduct \$30 for (1) lock unit, \$60 for (2) lock unit, and \$75 for a (3) lock unit. Substitute the "L" suffix with an "N" within the pattern number to designate a non-locking unit, example (DT3SLH5015BBFN)

#### Application Notes

"M" drawers consisting of a box drawer body with a file drawer head are available by substituting any two "B" or any one "F" character within the pattern number, example (DT3SLH5015MFN). Multiple "M" drawers may be specified providing they equal the total modules available.

A 6" drawer, behind a cupboard door is available by adding the numeral 1 to the end of the pattern number, example (DT3SLH6415BBFL1)

**Note:** 6" drawers behind doors are not available within the wardrobe portion of towers. Drawers behind doors are painted black.

**Note: Drawer behind door list pricing is as follows: 1 = \$255**

Hanging rails and other accessories are not included and must be ordered separately. Hanging rails are included with 24" and 30" wide lateral drawers only. (See *Tower Accessories for pricing and order entry information*)

Half depth adjustable shelves and coat hooks may be ordered separately allowing the cupboard area of the 15", 24" and 30" wide towers to support binders as well as shorter coats. (See *Tower Accessories for pricing and order entry information*)**Note: Series 2 Steel front doors are standard without a handle. Handles may be ordered for cupboard doors as a special.**

- 15" w Side Access and Display towers include (1) lock.
- Single door towers, double door towers, 24" w and 30" w Side Access and Display towers include (2) locks. (Except full-height doors which include (1) lock)
- Front Access (only) towers with wardrobe include (3) locks. (Except full-height doors with wardrobe which include (2) locks)

Single door tower (50" h and 57" h) with no drawers include one fixed shelf and one adjustable shelf. 64" h includes one fixed shelf and two adjustable shelves. Fixed shelf is positioned just below worksurface height.

#### Critical Dimensions

Dimensions under, **w**, **d** and **h** are actual to the nearest 1/16"

42", 50", 57" and 64" Tower Internal Dimensions

- Box and M drawer height: 4 5/16"
- Box and M drawer width: 12 1/16"
- Box and M drawer depth: 18 3/8"
- File drawer height: 9 1/4"
- File drawer width: 12 1/16"
- File drawer depth: 18 3/8"

**Note:** All towers are configured from the top down with standard combinations of box and file drawers.

**Note:** Template pull wardrobes and cabinet doors utilize a pull and self closing hinge in place of touch latch.

**Template Pull length: Steel and Veneer fronts receive 2" pulls on doors and 3" pulls on drawers. Laminate fronts receive 5" pulls on all doors and drawers.**

# Storage Towers Steel Front - Template Pull

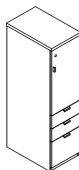
Series 2 Storage

## 15" Wide Storage Towers

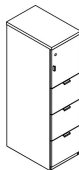
### 57" High

Series 2 Steel Front Storage

description	type	w	d	h	lock	pattern no.	P1	P2	P3
57" High Single Door tower with two box and one file drawer (right hand shown)	left hand	14 <sup>7</sup> / <sub>8</sub> "	23 <sup>1</sup> / <sub>2</sub> "	56 <sup>3</sup> / <sub>16</sub> "	Y	<b>BT3SLH5715BBFLS</b>	\$2,273.	\$2,612.	\$2,727.
	right hand	14 <sup>7</sup> / <sub>8</sub> "	23 <sup>1</sup> / <sub>2</sub> "	56 <sup>3</sup> / <sub>16</sub> "	Y	<b>BT3SRH5715BBFLS</b>	2,273.	2,612.	2,727.



57" High Single Door tower with three file drawers (right hand shown)	left hand	14 <sup>7</sup> / <sub>8</sub> "	23 <sup>1</sup> / <sub>2</sub> "	56 <sup>3</sup> / <sub>16</sub> "	Y	<b>BT3SLH5715FFFLS</b>	2,299.	2,642.	2,754.
	right hand	14 <sup>7</sup> / <sub>8</sub> "	23 <sup>1</sup> / <sub>2</sub> "	56 <sup>3</sup> / <sub>16</sub> "	Y	<b>BT3SRH5715FFFLS</b>	2,299.	2,642.	2,754.



#### Order Code

Example: **BT3SBLH5715BBFLS-117**

<b>BT3</b>	Series 2 Steel Front
<b>SB</b>	Side Access Bookcase
<b>LH</b>	Left Hand Access
<b>57</b>	57" High
<b>15</b>	15" Wide
<b>B</b>	Box Drawer
<b>B</b>	Box Drawer
<b>F</b>	File Drawer
<b>L</b>	Locking
<b>117</b>	Soft Grey paint finish

#### Specification Information

For non-locking towers, deduct as follows from the list price for each unit: Deduct \$30 for (1) lock unit, \$60 for (2) lock unit, and \$75 for a (3) lock unit. Substitute the "L" suffix with an "N" within the pattern number to designate a non-locking unit, example (DT3SLH5015BBFN)

#### Application Notes

Hanging rails and other accessories are not included and must be ordered separately. Hanging rails are included with 24" and 30" wide lateral drawers only. (See *Tower Accessories for pricing and order entry information*)

Half depth adjustable shelves and coat hooks may be ordered separately allowing the cupboard area of the 15", 24" and 30" wide towers to support binders as well as shorter coats. (See *Tower Accessories for pricing and order entry information*)*Note: Series 2 Steel front doors are standard without a handle. Handles may be ordered for cupboard doors as a special.*

- 15" w Side Access and Display towers include (1) lock.
- Single door towers, double door towers, 24" w and 30" w Side Access and Display towers include (2) locks. (Except full-height doors which include (1) lock)
- Front Access (only) towers with wardrobe include (3) locks. (Except full-height doors with wardrobe which include (2) locks)

Single door tower (50" h and 57" h) with no drawers include one fixed shelf and one adjustable shelf. 64" h includes one fixed shelf and two adjustable shelves. Fixed shelf is positioned just below worksurface height.

#### Critical Dimensions

Dimensions under, **w**, **d** and **h** are actual to the nearest 1/16"

42", 50", 57" and 64" Tower Internal Dimensions

- Box and M drawer height: 4<sup>5</sup>/<sub>16</sub>"
- Box and M drawer width: 12<sup>1</sup>/<sub>16</sub>"
- Box and M drawer depth: 18<sup>3</sup>/<sub>8</sub>"
- File drawer height: 9<sup>1</sup>/<sub>4</sub>"
- File drawer width: 12<sup>1</sup>/<sub>16</sub>"
- File drawer depth: 18<sup>3</sup>/<sub>8</sub>"

**Note:** All towers are configured from the top down with standard combinations of box and file drawers.

**Note:** Template pull wardrobes and cabinet doors utilize a pull and self closing hinge in place of touch latch.

**Template Pull length:**  
**Steel and Veneer fronts receive 2" pulls on doors and 3" pulls on drawers.**  
**Laminate fronts receive 5" pulls on all doors and drawers.**

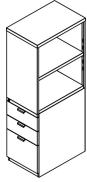
# Storage Towers Steel Front - Template Pull

Series 2 Storage

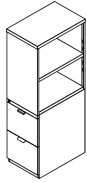
## 15" Wide Storage Towers

### 57" High

description	type	w	d	h	lock	pattern no.	P1	P2	P3
57" High Side Access Bookcase tower with two box and one file drawer (right hand shown)	left hand	14 <sup>7</sup> / <sub>8</sub> "	23 <sup>1</sup> / <sub>2</sub> "	56 <sup>3</sup> / <sub>16</sub> "	Y	<b>BT3SBLH5715BBFLS</b>	\$2,273.	\$2,612.	\$2,727.
	right hand	14 <sup>7</sup> / <sub>8</sub> "	23 <sup>1</sup> / <sub>2</sub> "	56 <sup>3</sup> / <sub>16</sub> "	Y	<b>BT3SBRH5715BBFLS</b>	2,273.	2,612.	2,727.



57" High Side Access Bookcase tower with two file drawers (right hand shown)	left hand	14 <sup>7</sup> / <sub>8</sub> "	23 <sup>1</sup> / <sub>2</sub> "	56 <sup>3</sup> / <sub>16</sub> "	Y	<b>BT3SBLH5715FFLS</b>	2,054.	2,366.	2,463.
	right hand	14 <sup>7</sup> / <sub>8</sub> "	23 <sup>1</sup> / <sub>2</sub> "	56 <sup>3</sup> / <sub>16</sub> "	Y	<b>BT3SBRH5715FFLS</b>	2,054.	2,366.	2,463.



#### Order Code

Example: **BT3SBLH5715BBFLS-117**

<b>BT3</b>	Series 2 Steel Front
<b>SB</b>	Side Access Bookcase
<b>LH</b>	Left Hand Access
<b>57</b>	57" High
<b>15</b>	15" Wide
<b>B</b>	Box Drawer
<b>B</b>	Box Drawer
<b>F</b>	File Drawer
<b>L</b>	Locking
<b>117</b>	Soft Grey paint finish

#### Specification Information

For non-locking towers, deduct as follows from the list price for each unit: Deduct \$30 for (1) lock unit, \$60 for (2) lock unit, and \$75 for a (3) lock unit. Substitute the "L" suffix with an "N" within the pattern number to designate a non-locking unit, example (DT3SLH5015BBFN)

"M" drawers consisting of a box drawer body with a file drawer head are available by substituting any two "B" or any one "F" character within the pattern number, example (DT3SLH5015MFN). Multiple "M" drawers may be specified providing they equal the total modules available.

A 6" drawer, behind a cupboard door is available by adding the numeral 1 to the end of the pattern number, example (DT3SLH6415BBFL1)

**Note:** 6" drawers behind doors are not available within the wardrobe portion of towers. Drawers behind doors are painted black.

**Note: Drawer behind door list pricing is as follows: 1 = \$255**

#### Application Notes

Hanging rails and other accessories are not included and must be ordered separately. Hanging rails are included with 24" and 30" wide lateral drawers only. (See *Tower Accessories for pricing and order entry information*)

Half depth adjustable shelves and coat hooks may be ordered separately allowing the cupboard area of the 15", 24" and 30" wide towers to support binders as well as shorter coats. (See *Tower Accessories for pricing and order entry information*) *Note: Series 2 Steel front doors are standard without a handle. Handles may be ordered for cupboard doors as a special.*

- 15" w Side Access and Display towers include (1) lock.
- Single door towers, double door towers, 24" w and 30" w Side Access and Display towers include (2) locks. (Except full-height doors which include (1) lock)
- Front Access (only) towers with wardrobe include (3) locks. (Except full-height doors with wardrobe which include (2) locks)

Single door tower (50" h and 57" h) with no drawers include one fixed shelf and one adjustable shelf. 64" h includes one fixed shelf and two adjustable shelves. Fixed shelf is positioned just below worksurface height.

#### Critical Dimensions

Dimensions under, **w**, **d** and **h** are actual to the nearest 1/16"

42", 50", 57" and 64" Tower Internal Dimensions

- Box and M drawer height: 4<sup>5</sup>/<sub>16</sub>"
- Box and M drawer width: 12<sup>1</sup>/<sub>16</sub>"
- Box and M drawer depth: 18<sup>3</sup>/<sub>8</sub>"
- File drawer height: 9<sup>1</sup>/<sub>4</sub>"
- File drawer width: 12<sup>1</sup>/<sub>16</sub>"
- File drawer depth: 18<sup>3</sup>/<sub>8</sub>"

**Note:** All towers are configured from the top down with standard combinations of box and file drawers.

**Note:** Template pull wardrobes and cabinet doors utilize a pull and self closing hinge in place of touch latch.

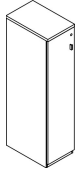
**Template Pull length:**  
**Steel and Veneer fronts receive 2" pulls on doors and 3" pulls on drawers.**  
**Laminate fronts receive 5" pulls on all doors and drawers.**

# Storage Towers Steel Front - Template Pull

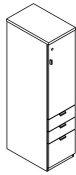
## 15" Wide Storage Towers

### 64" High

description	type	w	d	h	lock	pattern no.	P1	P2	P3
64" High Single Door tower with no drawers (right hand shown)	left hand	14 <sup>7</sup> / <sub>8</sub> "	23 <sup>1</sup> / <sub>2</sub> "	63 <sup>3</sup> / <sub>16</sub> "	Y	<b>BT3SLH6415LS</b>	\$2,229.	\$2,453.	\$2,673.
	right hand	14 <sup>7</sup> / <sub>8</sub> "	23 <sup>1</sup> / <sub>2</sub> "	63 <sup>3</sup> / <sub>16</sub> "	Y	<b>BT3SRH6415LS</b>	2,229.	2,453.	2,673.



64" High Single Door tower with two box and one file drawer (right hand shown)	left hand	14 <sup>7</sup> / <sub>8</sub> "	23 <sup>1</sup> / <sub>2</sub> "	63 <sup>3</sup> / <sub>16</sub> "	Y	<b>BT3SLH6415BBFLS</b>	2,325.	2,673.	2,786.
	right hand	14 <sup>7</sup> / <sub>8</sub> "	23 <sup>1</sup> / <sub>2</sub> "	63 <sup>3</sup> / <sub>16</sub> "	Y	<b>BT3SRH6415BBFLS</b>	2,325.	2,673.	2,786.



#### Order Code

Example:	<b>BT3SBLH6415BBFLS-117</b>
<b>BT3</b>	Series 2 Steel Front
<b>SB</b>	Side Access Bookcase
<b>LH</b>	Left Hand Access
<b>64</b>	64" High
<b>15</b>	15" Wide
<b>B</b>	Box Drawer
<b>B</b>	Box Drawer
<b>F</b>	File Drawer
<b>L</b>	Locking
<b>117</b>	Soft Grey paint finish

#### Specification Information

For non-locking towers, deduct as follows from the list price for each unit: Deduct \$30 for (1) lock unit, \$60 for (2) lock unit, and \$75 for a (3) lock unit. Substitute the "L" suffix with an "N" within the pattern number to designate a non-locking unit, example (DT3SLH5015BBFN)

"M" drawers consisting of a box drawer body with a file drawer head are available by substituting any two "B" or any one "F" character within the pattern number, example (DT3SLH5015MFN). Multiple "M" drawers may be specified providing they equal the total modules available.

A 6" drawer, behind a cupboard door is available by adding the numeral 1 to the end of the pattern number, example (DT3SLH6415BBFL1)

**Note:** 6" drawers behind doors are not available within the wardrobe portion of towers. Drawers behind doors are painted black.

**Note: Drawer behind door list pricing is as follows: 1= \$255**

#### Application Notes

Hanging rails and other accessories are not included and must be ordered separately. Hanging rails are included with 24" and 30" wide lateral drawers only. (See *Tower Accessories for pricing and order entry information*)

Half depth adjustable shelves and coat hooks may be ordered separately allowing the cupboard area of the 15", 24" and 30" wide towers to support binders as well as shorter coats. (See *Tower Accessories for pricing and order entry information*)**Note: Series 2 Steel front doors are standard without a handle. Handles may be ordered for cupboard doors as a special.**

- 15" w Side Access and Display towers include (1) lock.
- Single door towers, double door towers, 24" w and 30" w Side Access and Display towers include (2) locks. (Except full-height doors which include (1) lock)
- Front Access (only) towers with wardrobe include (3) locks. (Except full-height doors with wardrobe which include (2) locks)

Single door tower (50" h and 57" h) with no drawers include one fixed shelf and one adjustable shelf. 64" h includes one fixed shelf and two adjustable shelves. Fixed shelf is positioned just below worksurface height.

Dimensions under, **w**, **d** and **h** are actual to the nearest 1/16"

42", 50", 57" and 64" Tower Internal Dimensions

- Box and M drawer height: 4<sup>5</sup>/<sub>16</sub>"
- Box and M drawer width: 12<sup>1</sup>/<sub>16</sub>"
- Box and M drawer depth: 18<sup>3</sup>/<sub>8</sub>"
- File drawer height: 9<sup>1</sup>/<sub>4</sub>"
- File drawer width: 12<sup>1</sup>/<sub>16</sub>"
- File drawer depth: 18<sup>3</sup>/<sub>8</sub>"

**Note:** All towers are configured from the top down with standard combinations of box and file drawers.

**Note:** Template pull wardrobes and cabinet doors utilize a pull and self closing hinge in place of touch latch.

**Template Pull length:**  
**Steel and Veneer fronts receive 2" pulls on doors and 3" pulls on drawers.**  
**Laminate fronts receive 5" pulls on all doors and drawers.**

# Storage Towers Steel Front - Template Pull

## 15" Wide Storage Towers

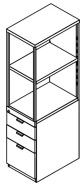
### 64" High

Series 2 Storage

description	type	w	d	h	lock	pattern no.	P1	P2	P3
64" High Single Door tower with two file drawers (right hand shown)	left hand	14 <sup>7</sup> / <sub>8</sub> "	23 1/2"	63 <sup>5</sup> / <sub>16</sub> "	Y	<b>BT3SLH6415FFLS</b>	\$2,107.	\$2,424.	\$2,531.
	right hand	14 <sup>7</sup> / <sub>8</sub> "	23 1/2"	63 <sup>5</sup> / <sub>16</sub> "	Y	<b>BT3SRH6415FFLS</b>	2,107.	2,424.	2,531.



64" High Side Access Display tower with two box and one file drawer (right hand shown)	left hand	14 <sup>7</sup> / <sub>8</sub> "	23 1/2"	63 <sup>5</sup> / <sub>16</sub> "	Y	<b>BT3BDLH6415BBFLS</b>	2,093.	2,409.	2,511.
	right hand	14 <sup>7</sup> / <sub>8</sub> "	23 1/2"	63 <sup>5</sup> / <sub>16</sub> "	Y	<b>BT3BDRH6415BBFLS</b>	2,093.	2,409.	2,511.



**Note:** Display towers are open to access on two sides, i.e., the front and one side.

#### Order Code

Example:	<b>BT3SBLH6415BBFLS-117</b>
<b>BT3</b>	Series 2 Steel Front
<b>SB</b>	Side Access Bookcase
<b>LH</b>	Left Hand Access
<b>64</b>	64" High
<b>15</b>	15" Wide
<b>B</b>	Box Drawer
<b>B</b>	Box Drawer
<b>F</b>	File Drawer
<b>L</b>	Locking
<b>117</b>	Soft Grey paint finish

#### Specification Information

For non-locking towers, deduct as follows from the list price for each unit: Deduct \$30 for (1) lock unit, \$60 for (2) lock unit, and \$75 for a (3) lock unit. Substitute the "L" suffix with an "N" within the pattern number to designate a non-locking unit, example (DT3SLH5015BBFN)

"M" drawers consisting of a box drawer body with a file drawer head are available by substituting any two "B" or any one "F" character within the pattern number, example (DT3SLH5015MFN). Multiple "M" drawers may be specified providing they equal the total modules available.

A 6" drawer, behind a cupboard door is available by adding the numeral 1 to the end of the pattern number, example (DT3SLH6415BBFL1)

**Note:** 6" drawers behind doors are not available within the wardrobe portion of towers. Drawers behind doors are painted black.

**Note: Drawer behind door list pricing is as follows: 1 = \$255**

#### Application Notes

Hanging rails and other accessories are not included and must be ordered separately. Hanging rails are included with 24" and 30" wide lateral drawers only. (See *Tower Accessories for pricing and order entry information*)

Half depth adjustable shelves and coat hooks may be ordered separately allowing the cupboard area of the 15", 24" and 30" wide towers to support binders as well as shorter coats. (See *Tower Accessories for pricing and order entry information*) *Note: Series 2 Steel front doors are standard without a handle. Handles may be ordered for cupboard doors as a special.*

- 15" w Side Access and Display towers include (1) lock.
- Single door towers, double door towers, 24" w and 30" w Side Access and Display towers include (2) locks. (Except full-height doors which include (1) lock)
- Front Access (only) towers with wardrobe include (3) locks. (Except full-height doors with wardrobe which include (2) locks)

Single door tower (50" h and 57" h) with no drawers include one fixed shelf and one adjustable shelf. 64" h includes one fixed shelf and two adjustable shelves. Fixed shelf is positioned just below worksurface height.

Dimensions under, **w**, **d** and **h** are actual to the nearest 1/16"

42", 50", 57" and 64" Tower Internal Dimensions

- Box and M drawer height: 4<sup>5</sup>/<sub>16</sub>"
- Box and M drawer width: 12<sup>1</sup>/<sub>16</sub>"
- Box and M drawer depth: 18<sup>3</sup>/<sub>8</sub>"
- File drawer height: 9<sup>1</sup>/<sub>4</sub>"
- File drawer width: 12<sup>1</sup>/<sub>16</sub>"
- File drawer depth: 18<sup>3</sup>/<sub>8</sub>"

**Note:** All towers are configured from the top down with standard combinations of box and file drawers.

**Note:** Template pull wardrobes and cabinet doors utilize a pull and self closing hinge in place of touch latch.

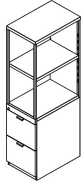
**Template Pull length:**  
**Steel and Veneer fronts receive 2" pulls on doors and 3" pulls on drawers.**  
**Laminate fronts receive 5" pulls on all doors and drawers.**

# Storage Towers Steel Front - Template Pull

## 15" Wide Storage Towers

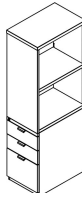
### 64" High

description	type	w	d	h	lock	pattern no.	P1	P2	P3
64" High Side Access Display tower with two file drawers (right hand shown)	left hand	14 <sup>7</sup> / <sub>8</sub> "	23 <sup>1</sup> / <sub>2</sub> "	63 <sup>5</sup> / <sub>16</sub> "	Y	<b>BT3BDLH6415FFLS</b>	\$1,990.	\$2,290.	\$2,386.
	right hand	14 <sup>7</sup> / <sub>8</sub> "	23 <sup>1</sup> / <sub>2</sub> "	63 <sup>5</sup> / <sub>16</sub> "	Y	<b>BT3BDRH6415FFLS</b>	1,990.	2,290.	2,386.



**Note:** Display towers are open to access on two sides, i.e., the front and one side.

64" High Side Access Bookcase tower with two box and one file drawer (right hand shown)	left hand	14 <sup>7</sup> / <sub>8</sub> "	23 <sup>1</sup> / <sub>2</sub> "	63 <sup>5</sup> / <sub>16</sub> "	Y	<b>BT3SBLH6415BBFLS</b>	2,065.	2,377.	2,479.
	right hand	14 <sup>7</sup> / <sub>8</sub> "	23 <sup>1</sup> / <sub>2</sub> "	63 <sup>5</sup> / <sub>16</sub> "	Y	<b>BT3SBRH6415BBFLS</b>	2,065.	2,377.	2,479.



#### Order Code

Example: **BT3SBLH6415BBFLS-117**

<b>BT3</b>	Series 2 Steel Front
<b>SB</b>	Side Access Bookcase
<b>LH</b>	Left Hand Access
<b>64</b>	64" High
<b>15</b>	15" Wide
<b>B</b>	Box Drawer
<b>B</b>	Box Drawer
<b>F</b>	File Drawer
<b>L</b>	Locking
<b>117</b>	Soft Grey paint finish

#### Specification Information

For non-locking towers, deduct as follows from the list price for each unit: Deduct \$30 for (1) lock unit, \$60 for (2) lock unit, and \$75 for a (3) lock unit. Substitute the "L" suffix with an "N" within the pattern number to designate a non-locking unit, example (DT3SLH5015BBFN)

"M" drawers consisting of a box drawer body with a file drawer head are available by substituting any two "B" or any one "F" character within the pattern number, example (DT3SLH5015MFN). Multiple "M" drawers may be specified providing they equal the total modules available.

A 6" drawer, behind a cupboard door is available by adding the numeral 1 to the end of the pattern number, example (DT3SLH6415BBFL1)

**Note:** 6" drawers behind doors are not available within the wardrobe portion of towers. Drawers behind doors are painted black.

**Note: Drawer behind door list pricing is as follows: 1 = \$255**

#### Application Notes

Hanging rails and other accessories are not included and must be ordered separately. Hanging rails are included with 24" and 30" wide lateral drawers only. (See *Tower Accessories for pricing and order entry information*)

Half depth adjustable shelves and coat hooks may be ordered separately allowing the cupboard area of the 15", 24" and 30" wide towers to support binders as well as shorter coats. (See *Tower Accessories for pricing and order entry information*)*Note: Series 2 Steel front doors are standard without a handle. Handles may be ordered for cupboard doors as a special.*

- 15" w Side Access and Display towers include (1) lock.
- Single door towers, double door towers, 24" w and 30" w Side Access and Display towers include (2) locks. (Except full-height doors which include (1) lock)
- Front Access (only) towers with wardrobe include (3) locks. (Except full-height doors with wardrobe which include (2) locks)

Single door tower (50" h and 57" h) with no drawers include one fixed shelf and one adjustable shelf. 64" h includes on fixed shelf and two adjustable shelves. Fixed shelf is positioned just below worksurface height.

Dimensions under, **w**, **d** and **h** are actual to the nearest 1/16"

42", 50", 57" and 64" Tower Internal Dimensions

- Box and M drawer height: 4<sup>5</sup>/<sub>16</sub>"
- Box and M drawer width: 12<sup>1</sup>/<sub>16</sub>"
- Box and M drawer depth: 18<sup>3</sup>/<sub>8</sub>"
- File drawer height: 9<sup>1</sup>/<sub>4</sub>"
- File drawer width: 12<sup>1</sup>/<sub>16</sub>"
- File drawer depth: 18<sup>3</sup>/<sub>8</sub>"

**Note:** All towers are configured from the top down with standard combinations of box and file drawers.

**Note:** Template pull wardrobes and cabinet doors utilize a pull and self closing hinge in place of touch latch.

**Template Pull length:**  
**Steel and Veneer fronts receive 2" pulls on doors and 3" pulls on drawers.**  
**Laminate fronts receive 5" pulls on all doors and drawers.**

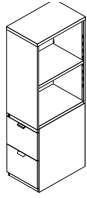
# Storage Towers Steel Front - Template Pull

Series 2 Storage

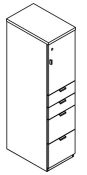
## 15" Wide Storage Towers

## 64" High

description	type	w	d	h	lock	pattern no.	P1	P2	P3
64" High Side Access Bookcase tower with two file drawers (right hand shown)	left hand	14 <sup>7</sup> / <sub>8</sub> "	23 1/2"	63 <sup>5</sup> / <sub>16</sub> "	Y	<b>BT3SBLH6415FFLS</b>	\$1,966.	\$2,259.	\$2,355.
	right hand	15"	23 1/2"	63 <sup>5</sup> / <sub>16</sub> "	Y	<b>BT3SBRH6415FFLS</b>	1,966.	2,259.	2,355.



64" High Single Door tower with two box and two file drawers (right hand shown)	left hand	14 <sup>7</sup> / <sub>8</sub> "	23 1/2"	63 <sup>5</sup> / <sub>16</sub> "	Y	<b>BT3SLH6415BBFFLS</b>	2,515.	2,891.	3,018.
	right hand	14 <sup>7</sup> / <sub>8</sub> "	23 1/2"	63 <sup>5</sup> / <sub>16</sub> "	Y	<b>BT3SRH6415BBFFLS</b>	2,515.	2,891.	3,018.



### Order Code

Example: **BT3SBLH6415BBFFLS-117**

<b>BT3</b>	Series 2 Steel Front
<b>SB</b>	Side Access Bookcase
<b>LH</b>	Left Hand Access
<b>64</b>	64" High
<b>15</b>	15" Wide
<b>B</b>	Box Drawer
<b>B</b>	Box Drawer
<b>F</b>	File Drawer
<b>L</b>	Locking
<b>117</b>	Soft Grey paint finish

### Specification Information

For non-locking towers, deduct as follows from the list price for each unit: Deduct \$30 for (1) lock unit, \$60 for (2) lock unit, and \$75 for a (3) lock unit. Substitute the "L" suffix with an "N" within the pattern number to designate a non-locking unit, example (DT3SLH5015BBFN)

"M" drawers consisting of a box drawer body with a file drawer head are available by substituting any two "B" or any one "F" character within the pattern number, example (DT3SLH5015MFN). Multiple "M" drawers may be specified providing they equal the total modules available.

A 6" drawer, behind a cupboard door is available by adding the numeral 1 to the end of the pattern number, example (DT3SLH6415BBFL1)

**Note:** 6" drawers behind doors are not available within the wardrobe portion of towers. Drawers behind doors are painted black.

**Note: Drawer behind door list pricing is as follows: 1 = \$255**

### Application Notes

Hanging rails and other accessories are not included and must be ordered separately. Hanging rails are included with 24" and 30" wide lateral drawers only. (See *Tower Accessories for pricing and order entry information*)

Half depth adjustable shelves and coat hooks may be ordered separately allowing the cupboard area of the 15", 24" and 30" wide towers to support binders as well as shorter coats. (See *Tower Accessories for pricing and order entry information*) *Note: Series 2 Steel front doors are standard without a handle. Handles may be ordered for cupboard doors as a special.*

- 15" w Side Access and Display towers include (1) lock.
- Single door towers, double door towers, 24" w and 30" w Side Access and Display towers include (2) locks. (Except full-height doors which include (1) lock)
- Front Access (only) towers with wardrobe include (3) locks. (Except full-height doors with wardrobe which include (2) locks)

Single door tower (50" h and 57" h) with no drawers include one fixed shelf and one adjustable shelf. 64" h includes one fixed shelf and two adjustable shelves. Fixed shelf is positioned just below worksurface height.

Dimensions under, **w**, **d** and **h** are actual to the nearest 1/16"

42", 50", 57" and 64" Tower Internal Dimensions

- Box and M drawer height: 4<sup>5</sup>/<sub>16</sub>"
- Box and M drawer width: 12<sup>1</sup>/<sub>16</sub>"
- Box and M drawer depth: 18<sup>3</sup>/<sub>8</sub>"
- File drawer height: 9<sup>1</sup>/<sub>4</sub>"
- File drawer width: 12<sup>1</sup>/<sub>16</sub>"
- File drawer depth: 18<sup>3</sup>/<sub>8</sub>"

**Note:** All towers are configured from the top down with standard combinations of box and file drawers.

**Note:** Template pull wardrobes and cabinet doors utilize a pull and self closing hinge in place of touch latch.

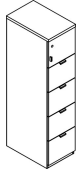
**Template Pull length:**  
**Steel and Veneer fronts receive 2" pulls on doors and 3" pulls on drawers.**  
**Laminate fronts receive 5" pulls on all doors and drawers.**

# Storage Towers Steel Front - Template Pull

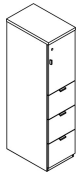
## 15" Wide Storage Towers

### 64" High

description	type	w	d	h	lock	pattern no.	P1	P2	P3
64" High Single Door tower with four file drawers (right hand shown)	left hand	14 <sup>7</sup> / <sub>8</sub> "	23 <sup>1</sup> / <sub>2</sub> "	63 <sup>5</sup> / <sub>16</sub> "	Y	<b>BT3SLH6415FFFLS</b>	\$2,553.	\$2,934.	\$3,064.
	right hand	14 <sup>7</sup> / <sub>8</sub> "	23 <sup>1</sup> / <sub>2</sub> "	63 <sup>5</sup> / <sub>16</sub> "	Y	<b>BT3SRH6415FFFLS</b>	2,553.	2,934.	3,064.



64" High Single Door tower with three file drawers (right hand shown)	left hand	14 <sup>7</sup> / <sub>8</sub> "	23 <sup>1</sup> / <sub>2</sub> "	63 <sup>5</sup> / <sub>16</sub> "	Y	<b>BT3SLH6415FFFLS</b>	2,346.	2,699.	2,819.
	right hand	14 <sup>7</sup> / <sub>8</sub> "	23 <sup>1</sup> / <sub>2</sub> "	63 <sup>5</sup> / <sub>16</sub> "	Y	<b>BT3SRH6415FFFLS</b>	2,346.	2,699.	2,819.



#### Order Code

Example: **BT3SBLH6415BBFLS-117**

<b>BT3</b>	Series 2 Steel Front
<b>SB</b>	Side Access Bookcase
<b>LH</b>	Left Hand Access
<b>64</b>	64" High
<b>15</b>	15" Wide
<b>B</b>	Box Drawer
<b>B</b>	Box Drawer
<b>F</b>	File Drawer
<b>L</b>	Locking
<b>117</b>	Soft Grey paint finish

#### Specification Information

For non-locking towers, deduct as follows from the list price for each unit: Deduct \$30 for (1) lock unit, \$60 for (2) lock unit, and \$75 for a (3) lock unit. Substitute the "L" suffix with an "N" within the pattern number to designate a non-locking unit, example (DT3SLH5015BBFN)

"M" drawers consisting of a box drawer body with a file drawer head are available by substituting any two "B" or any one "F" character within the pattern number, example (DT3SLH5015MFN). Multiple "M" drawers may be specified providing they equal the total modules available.

A 6" drawer, behind a cupboard door is available by adding the numeral 1 to the end of the pattern number, example (DT3SLH6415BBFL1)

**Note:** 6" drawers behind doors are not available within the wardrobe portion of towers. Drawers behind doors are painted black.

**Note: Drawer behind door list pricing is as follows: 1 = \$255**

#### Application Notes

Hanging rails and other accessories are not included and must be ordered separately. Hanging rails are included with 24" and 30" wide lateral drawers only. (See *Tower Accessories for pricing and order entry information*)

Half depth adjustable shelves and coat hooks may be ordered separately allowing the cupboard area of the 15", 24" and 30" wide towers to support binders as well as shorter coats. (See *Tower Accessories for pricing and order entry information*)**Note: Series 2 Steel front doors are standard without a handle. Handles may be ordered for cupboard doors as a special.**

- 15" w Side Access and Display towers include (1) lock.
- Single door towers, double door towers, 24" w and 30" w Side Access and Display towers include (2) locks. (Except full-height doors which include (1) lock)
- Front Access (only) towers with wardrobe include (3) locks. (Except full-height doors with wardrobe which include (2) locks)

Single door tower (50" h and 57" h) with no drawers include one fixed shelf and one adjustable shelf. 64" h includes one fixed shelf and two adjustable shelves. Fixed shelf is positioned just below worksurface height.

Dimensions under, **w**, **d** and **h** are actual to the nearest 1/16"

42", 50", 57" and 64" Tower Internal Dimensions

- Box and M drawer height: 4<sup>5</sup>/<sub>16</sub>"
- Box and M drawer width: 12<sup>1</sup>/<sub>16</sub>"
- Box and M drawer depth: 18<sup>3</sup>/<sub>8</sub>"
- File drawer height: 9<sup>1</sup>/<sub>4</sub>"
- File drawer width: 12<sup>1</sup>/<sub>16</sub>"
- File drawer depth: 18<sup>3</sup>/<sub>8</sub>"

**Note:** All towers are configured from the top down with standard combinations of box and file drawers.

**Note:** Template pull wardrobes and cabinet doors utilize a pull and self closing hinge in place of touch latch.

**Template Pull length:**  
**Steel and Veneer fronts receive 2" pulls on doors and 3" pulls on drawers.**  
**Laminate fronts receive 5" pulls on all doors and drawers.**



# Storage Towers Steel Front - Template Pull

## 24" Wide Storage Towers

### 42" High

Series 2 Storage

description	type	w	d	h	lock	pattern no.	P1	P2	P3
42" High Side Access Bookcase with two box and one file drawer with wardrobe (left hand shown)	left hand	23 7/8"	23 1/2"	41 5/16"	Y	<b>BT3WSBLH4224BBFLS</b>	\$2,742.	\$3,156.	\$3,292.
	right hand	23 7/8"	23 1/2"	41 5/16"	Y	<b>BT3WSBRH4224BBFLS</b>	2,742.	3,156.	3,292.



42" High Side Access Bookcase with two file drawers with wardrobe (left hand shown)	left hand	23 7/8"	23 1/2"	41 5/16"	Y	<b>BT3WSBLH4224FFLS</b>	2,638.	3,034.	3,165.
	right hand	23 7/8"	23 1/2"	41 5/16"	Y	<b>BT3WSBRH4224FFLS</b>	2,638.	3,034.	3,165.



#### Order Code

Example:	<b>BT3SBLH4224BBFLS-117</b>
<b>BT3</b>	Series 2 Steel Front
<b>SB</b>	Side Access Bookcase
<b>LH</b>	Left Hand Access
<b>42</b>	42" High
<b>24</b>	24" Wide
<b>B</b>	Box Drawer
<b>B</b>	Box Drawer
<b>F</b>	File Drawer
<b>L</b>	Locking
<b>117</b>	Soft Grey paint finish

#### Specification Information

For non-locking towers, deduct as follows from the list price for each unit: Deduct \$30 for (1) lock unit, \$60 for (2) lock unit, and \$75 for a (3) lock unit. Substitute the "L" suffix with an "N" within the pattern number to designate a non-locking unit, example (DT3SLH6424BBFN)

#### Application Notes

"M" drawers consisting of a box drawer body with a file drawer head are available by substituting any two "B" or any one "F" character within the pattern number, example (DT3SLH6424MFN). Multiple "M" drawers may be specified providing they equal the total modules available.

A 6" drawer, behind a cupboard door is available by adding the numeral 1 to the end of the pattern number, example (DT3SLH6424BBFL1)

**Note:** 6" drawer behind doors are not available within the wardrobe portion of towers. Drawers behind doors are painted black.

**Note: Drawer behind door list pricing is as follows: 1 = \$255**

Hanging rails and other accessories are not included and must be ordered separately. Hanging rails are included with 24" and 30" wide lateral drawers only. (See *Tower Accessories for pricing and order entry information*)

Half depth adjustable shelves and coat hooks may be ordered separately allowing the cupboard and wardrobe area of the 15", 24" and 30" wide towers to support binders as well as shorter coats. (See *Tower Accessories for pricing and order entry information*)

- 15" w Side Access and Display towers include (1) lock.
- Single door towers, double door towers, 24" w and 30" w Side Access and Display towers include (2) locks. (Except full-height doors which include (1) lock)
- Front Access (only) towers with wardrobe include (3) locks. (Except full-height doors with wardrobe which include (2) locks)

#### Critical Dimensions

Dimensions under, **w**, **d** and **h** are actual to the nearest 1/16"

50", 57" and 64" Tower Internal Dimensions

- Box and M drawer height: 4 7/16"
- Box and M drawer width: 12 1/16"
- Box and M drawer depth: 18 3/8"
- File drawer height: 9 1/4"
- File drawer width: 12 1/16"
- File drawer depth: 18 3/8"
- Wide drawer height: 9 7/16"
- Wide drawer width: 20 3/4"
- Wide drawer depth: 22 7/8"

**Note:** All towers are configured from the top down with standard combinations of box and file drawers.

**Note:** Template pull wardrobes and cabinet doors utilize a pull and self closing hinge in place of touch latch.

**Template Pull length:**  
**Steel and Veneer fronts receive 2" pulls on doors and 3" pulls on drawers.**  
**Laminate fronts receive 5" pulls on all doors and drawers.**

# Storage Towers Steel Front - Template Pull

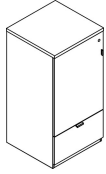
## 24" Wide Storage Towers

### 50" High

Series 2 Storage

Series 2 Steel Front Storage

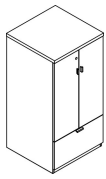
description	type	w	d	h	lock	pattern no.	P1	P2	P3
50" High Single Door tower with wide drawer (left hand shown)	left hand	23 <sup>7</sup> / <sub>8</sub> "	23 <sup>1</sup> / <sub>2</sub> "	48 <sup>3</sup> / <sub>16</sub> "	Y	<b>BT3SLH5024WLS</b>	\$2,007.	\$2,306.	\$2,409.
	right hand	23 <sup>7</sup> / <sub>8</sub> "	23 <sup>1</sup> / <sub>2</sub> "	48 <sup>3</sup> / <sub>16</sub> "	Y	<b>BT3SRH5024WLS</b>	2,007.	2,306.	2,409.



50" High Single Door tower with two wide drawers (left hand shown)	left hand	23 <sup>7</sup> / <sub>8</sub> "	23 <sup>1</sup> / <sub>2</sub> "	48 <sup>3</sup> / <sub>16</sub> "	Y	<b>BT3SLH5024WWLS</b>	2,315.	2,663.	2,779.
	right hand	23 <sup>7</sup> / <sub>8</sub> "	23 <sup>1</sup> / <sub>2</sub> "	48 <sup>3</sup> / <sub>16</sub> "	Y	<b>BT3SRH5024WWLS</b>	2,315.	2,663.	2,779.



50" High Double Door tower with one wide drawer		23 <sup>7</sup> / <sub>8</sub> "	23 <sup>1</sup> / <sub>2</sub> "	48 <sup>3</sup> / <sub>16</sub> "	Y	<b>BT3D5024WLS</b>	2,322.	2,668.	2,784.
-------------------------------------------------	--	----------------------------------	----------------------------------	-----------------------------------	---	--------------------	--------	--------	--------



24" and 30" wide double door cabinets may be ordered with a grommet option located in the back of the case by adding a "G" between the 4th and 5th character of the pattern number, example (BT3DG6424WLS). Add \$100 list for this option. **Note**, by adding a "G" option, the cabinet will also receive AV hinged doors.

Order Code	Specification Information	Application Notes	Critical Dimensions
Example: <b>BT3SBLH5024BBFLS-117</b>	"M" drawers consisting of a box drawer body with a file drawer head are available by substituting any two "B" or any one "F" character within the pattern number, example (DT3SLH6424MFN). Multiple "M" drawers may be specified providing they equal the total modules available.	Hanging rails and other accessories are not included and must be ordered separately. Hanging rails are included with 24" and 30" wide lateral drawers only. (See <i>Tower Accessories for pricing and order entry information</i> )	Dimensions under, <b>w</b> , <b>d</b> and <b>h</b> are actual to the nearest 1/16"
<b>BT3</b>	Series 2 Steel Front	Half depth adjustable shelves and coat hooks may be ordered separately allowing the cupboard and wardrobe area of the 15", 24" and 30" wide towers to support binders as well as shorter coats. (See <i>Tower Accessories for pricing and order entry information</i> )	50", 57" and 64" Tower Internal Dimensions
<b>SB</b>	Side Access Bookcase	<ul style="list-style-type: none"> <li>15" w Side Access and Display towers include (1) lock.</li> <li>Single door towers, double door towers, 24" w and 30" w Side Access and Display towers include (2) locks. (Except full-height doors which include (1) lock)</li> <li>Front Access (only) towers with wardrobe include (3) locks. (Except full-height doors with wardrobe which include (2) locks)</li> </ul>	<ul style="list-style-type: none"> <li>Box and M drawer height: 4<sup>3</sup>/<sub>16</sub>"</li> <li>Box and M drawer width: 12<sup>1</sup>/<sub>16</sub>"</li> <li>Box and M drawer depth: 18<sup>3</sup>/<sub>8</sub>"</li> <li>File drawer height: 9<sup>1</sup>/<sub>4</sub>"</li> <li>File drawer width: 12<sup>1</sup>/<sub>16</sub>"</li> <li>File drawer depth: 18<sup>3</sup>/<sub>8</sub>"</li> <li>Wide drawer height: 9<sup>7</sup>/<sub>16</sub>"</li> <li>Wide drawer width: 20<sup>3</sup>/<sub>4</sub>"</li> <li>Wide drawer depth: 22<sup>7</sup>/<sub>8</sub>"</li> </ul>
<b>LH</b>	Left Hand Access		
<b>50</b>	50" High		
<b>24</b>	24" Wide		
<b>B</b>	Box Drawer		
<b>B</b>	Box Drawer		
<b>F</b>	File Drawer		
<b>L</b>	Locking		
<b>117</b>	Soft Grey paint finish		

#### Specification Information

For non-locking towers, deduct as follows from the list price for each unit: Deduct \$30 for (1) lock unit, \$60 for (2) lock unit, and \$75 for a (3) lock unit. Substitute the "L" suffix with an "N" within the pattern number to designate a non-locking unit, example (DT3SLH6424BBFN)

**Note:** 6" drawer behind doors are not available within the wardrobe portion of towers. Drawers behind doors are painted black.

**Note: Drawer behind door list pricing is as follows: 1= \$255**

**Note:** All towers are configured from the top down with standard combinations of box and file drawers.

**Note:** Template pull wardrobes and cabinet doors utilize a pull and self closing hinge in place of touch latch.

**Template Pull length: Steel and Veneer fronts receive 2" pulls on doors and 3" pulls on drawers. Laminate fronts receive 5" pulls on all doors and drawers.**

# Storage Towers Steel Front - Template Pull

## 24" Wide Storage Towers

### 50" High

Series 2 Storage

description	type	w	d	h	lock	pattern no.	P1	P2	P3
-------------	------	---	---	---	------	-------------	----	----	----

50" High Double Door tower with two wide drawers		23 <sup>7</sup> / <sub>8</sub> "	23 <sup>1</sup> / <sub>2</sub> "	48 <sup>3</sup> / <sub>16</sub> "	Y	<b>BT3D5024WWLS</b>	\$2,665.	\$3,066.	\$3,201.
--------------------------------------------------	--	----------------------------------	----------------------------------	-----------------------------------	---	---------------------	----------	----------	----------



24" and 30" wide double door cabinets may be ordered with a grommet option located in the back of the case by adding a "G" between the 4th and 5th character of the pattern number, example (BT3D**G**6424WLS). Add \$100 list for this option. **Note**, by adding a "G" option, the cabinet will also receive AV hinged doors.

50" High Side Access Bookcase with two box and one file drawer with wardrobe (left hand shown)	left hand	23 <sup>7</sup> / <sub>8</sub> "	23 <sup>1</sup> / <sub>2</sub> "	48 <sup>3</sup> / <sub>16</sub> "	Y	<b>BT3WSBLH5024BBFLS</b>	2,757.	3,169.	3,312.
	right hand	23 <sup>7</sup> / <sub>8</sub> "	23 <sup>1</sup> / <sub>2</sub> "	48 <sup>3</sup> / <sub>16</sub> "	Y	<b>BT3WSBRH5024BBFLS</b>	2,757.	3,169.	3,312.



Order Code	Specification Information	Application Notes	Critical Dimensions
Example: <b>BT3SBLH5024BBFLS-117</b>	"M" drawers consisting of a box drawer body with a file drawer head are available by substituting any two "B" or any one "F" character within the pattern number, example (DT3SLH6424MFN). Multiple "M" drawers may be specified providing they equal the total modules available.	Hanging rails and other accessories are not included and must be ordered separately. Hanging rails are included with 24" and 30" wide lateral drawers only. (See <i>Tower Accessories for pricing and order entry information</i> )	Dimensions under, <b>w</b> , <b>d</b> and <b>h</b> are actual to the nearest 1/16"
<b>BT3</b>	Series 2 Steel Front		50", 57" and 64" Tower Internal Dimensions
<b>SB</b>	Side Access Bookcase		<ul style="list-style-type: none"> <li>Box and M drawer height: 4<sup>3</sup>/<sub>16</sub>"</li> <li>Box and M drawer width: 12<sup>1</sup>/<sub>16</sub>"</li> <li>Box and M drawer depth: 18<sup>3</sup>/<sub>8</sub>"</li> <li>File drawer height: 9<sup>1</sup>/<sub>4</sub>"</li> <li>File drawer width: 12<sup>1</sup>/<sub>16</sub>"</li> <li>File drawer depth: 18<sup>3</sup>/<sub>8</sub>"</li> <li>Wide drawer height: 9<sup>7</sup>/<sub>16</sub>"</li> <li>Wide drawer width: 20<sup>3</sup>/<sub>4</sub>"</li> <li>Wide drawer depth: 22<sup>7</sup>/<sub>8</sub>"</li> </ul>
<b>LH</b>	Left Hand Access		
<b>50</b>	50" High		
<b>24</b>	24" Wide		
<b>B</b>	Box Drawer		
<b>B</b>	Box Drawer		
<b>F</b>	File Drawer		
<b>L</b>	Locking		
<b>117</b>	Soft Grey paint finish		

#### Specification Information

For non-locking towers, deduct as follows from the list price for each unit: Deduct \$30 for (1) lock unit, \$60 for (2) lock unit, and \$75 for a (3) lock unit. Substitute the "L" suffix with an "N" within the pattern number to designate a non-locking unit, example (DT3SLH6424BBFN)

A 6" drawer, behind a cupboard door is available by adding the numeral 1 to the end of the pattern number, example (DT3SLH6424BBF1)

**Note:** 6" drawer behind doors are not available within the wardrobe portion of towers. Drawers behind doors are painted black.

**Note: Drawer behind door list pricing is as follows: 1= \$255**

Half depth adjustable shelves and coat hooks may be ordered separately allowing the cupboard and wardrobe area of the 15", 24" and 30" wide towers to support binders as well as shorter coats. (See *Tower Accessories for pricing and order entry information*)

- 15" w Side Access and Display towers include (1) lock.
- Single door towers, double door towers, 24" w and 30" w Side Access and Display towers include (2) locks. (Except full-height doors which include (1) lock)
- Front Access (only) towers with wardrobe include (3) locks. (Except full-height doors with wardrobe which include (2) locks)

**Note:** All towers are configured from the top down with standard combinations of box and file drawers.

**Note:** Template pull wardrobes and cabinet doors utilize a pull and self closing hinge in place of touch latch.

**Template Pull length: Steel and Veneer fronts receive 2" pulls on doors and 3" pulls on drawers. Laminate fronts receive 5" pulls on all doors and drawers.**

# Storage Towers Steel Front - Template Pull

## 24" Wide Storage Towers

### 50" High

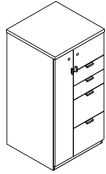
Series 2 Storage

Series 2 Steel Front Storage

description	type	w	d	h	lock	pattern no.	P1	P2	P3
50" High Side Access Bookcase with two file drawers with wardrobe (left hand shown)	left hand	23 7/8"	23 1/2"	48 5/16"	Y	<b>BT3WSBLH5024FFLS</b>	\$2,652.	\$3,048.	\$3,181.
	right hand	23 7/8"	23 1/2"	48 5/16"	Y	<b>BT3WSBRH5024FFLS</b>	2,652.	3,048.	3,181.



50" High tower with two box and two file drawers and door and wardrobe (left hand shown)	left hand	23 7/8"	23 1/2"	48 5/16"	Y	<b>BT3WSLH5024BBFFLS</b>	2,894.	3,329.	3,473.
	right hand	23 7/8"	23 1/2"	48 5/16"	Y	<b>BT3WSRH5024BBFFLS</b>	2,894.	3,329.	3,473.



Order Code	Specification Information	Application Notes	Critical Dimensions
Example: <b>BT3SBLH5024BBFSL-117</b>	<p>"M" drawers consisting of a box drawer body with a file drawer head are available by substituting any two "B" or any one "F" character within the pattern number, example (DT3SLH6424MFN). Multiple "M" drawers may be specified providing they equal the total modules available.</p> <p>A 6" drawer, behind a cupboard door is available by adding the numeral 1 to the end of the pattern number, example (DT3SLH6424BBFL1)</p> <p><b>Note:</b> 6" drawer behind doors are not available within the wardrobe portion of towers. Drawers behind doors are painted black.</p>	<p>Hanging rails and other accessories are not included and must be ordered separately. Hanging rails are included with 24" and 30" wide lateral drawers only. (See <i>Tower Accessories for pricing and order entry information</i>)</p> <p>Half depth adjustable shelves and coat hooks may be ordered separately allowing the cupboard and wardrobe area of the 15", 24" and 30" wide towers to support binders as well as shorter coats. (See <i>Tower Accessories for pricing and order entry information</i>)</p> <ul style="list-style-type: none"> <li>15" w Side Access and Display towers include (1) lock.</li> <li>Single door towers, double door towers, 24" w and 30" w Side Access and Display towers include (2) locks. (Except full-height doors which include (1) lock)</li> <li>Front Access (only) towers with wardrobe include (3) locks. (Except full-height doors with wardrobe which include (2) locks)</li> </ul>	<p>Dimensions under, <b>w</b>, <b>d</b> and <b>h</b> are actual to the nearest 1/16"</p> <p>50", 57" and 64" Tower Internal Dimensions</p> <ul style="list-style-type: none"> <li>Box and M drawer height: 4 5/16"</li> <li>Box and M drawer width: 12 1/16"</li> <li>Box and M drawer depth: 18 3/8"</li> <li>File drawer height: 9 1/4"</li> <li>File drawer width: 12 1/16"</li> <li>File drawer depth: 18 3/8"</li> <li>Wide drawer height: 9 7/16"</li> <li>Wide drawer width: 20 3/4"</li> <li>Wide drawer depth: 22 7/8"</li> </ul> <p><b>Note:</b> All towers are configured from the top down with standard combinations of box and file drawers.</p> <p><b>Note:</b> Template pull wardrobes and cabinet doors utilize a pull and self closing hinge in place of touch latch.</p> <p><b>Template Pull length:</b>  <b>Steel and Veneer fronts receive 2" pulls on doors and 3" pulls on drawers.</b>  <b>Laminate fronts receive 5" pulls on all doors and drawers.</b></p>
<b>BT3</b> Series 2 Steel Front			
<b>SB</b> Side Access Bookcase			
<b>LH</b> Left Hand Access			
<b>50</b> 50" High			
<b>24</b> 24" Wide			
<b>B</b> Box Drawer			
<b>B</b> Box Drawer			
<b>F</b> File Drawer			
<b>L</b> Locking			
<b>117</b> Soft Grey paint finish			

#### Specification Information

For non-locking towers, deduct as follows from the list price for each unit: Deduct \$30 for (1) lock unit, \$60 for (2) lock unit, and \$75 for a (3) lock unit. Substitute the "L" suffix with an "N" within the pattern number to designate a non-locking unit, example (DT3SLH6424BBFN)

# Storage Towers Steel Front - Template Pull

## 24" Wide Storage Towers

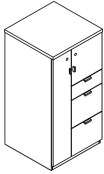
### 50" High

Series 2 Storage

description	type	w	d	h	lock	pattern no.	P1	P2	P3
50" High tower with two box and one file drawer and door and wardrobe (left hand shown)	left hand	23 <sup>7</sup> / <sub>8</sub> "	23 <sup>1</sup> / <sub>2</sub> "	48 <sup>5</sup> / <sub>16</sub> "	Y	<b>BT3WSLH5024BBFLS</b>	\$2,582.	\$2,969.	\$3,098.
	right hand	23 <sup>7</sup> / <sub>8</sub> "	23 <sup>1</sup> / <sub>2</sub> "	48 <sup>5</sup> / <sub>16</sub> "	Y	<b>BT3WSRH5024BBFLS</b>	2,582.	2,969.	3,098.



50" High tower with one box and two file drawers and door and wardrobe (left hand shown)	left hand	23 <sup>7</sup> / <sub>8</sub> "	23 <sup>1</sup> / <sub>2</sub> "	48 <sup>5</sup> / <sub>16</sub> "	Y	<b>BT3WSLH5024BBFLS</b>	2,638.	3,033.	3,164.
	right hand	23 <sup>7</sup> / <sub>8</sub> "	23 <sup>1</sup> / <sub>2</sub> "	48 <sup>5</sup> / <sub>16</sub> "	Y	<b>BT3WSRH5024BBFLS</b>	2,638.	3,033.	3,164.



Order Code	Specification Information	Application Notes	Critical Dimensions
Example: <b>BT3SBLH5024BBFLS-117</b>	<p>"M" drawers consisting of a box drawer body with a file drawer head are available by substituting any two "B" or any one "F" character within the pattern number, example (DT3SLH6424MFN). Multiple "M" drawers may be specified providing they equal the total modules available.</p> <p>A 6" drawer, behind a cupboard door is available by adding the numeral 1 to the end of the pattern number, example (DT3SLH6424BBF1)</p>	<p>Hanging rails and other accessories are not included and must be ordered separately. Hanging rails are included with 24" and 30" wide lateral drawers only. (See <i>Tower Accessories for pricing and order entry information</i>)</p> <p>Half depth adjustable shelves and coat hooks may be ordered separately allowing the cupboard and wardrobe area of the 15", 24" and 30" wide towers to support binders as well as shorter coats. (See <i>Tower Accessories for pricing and order entry information</i>)</p>	<p>Dimensions under, <b>w</b>, <b>d</b> and <b>h</b> are actual to the nearest 1/16"</p> <p>50", 57" and 64" Tower Internal Dimensions</p> <ul style="list-style-type: none"> <li>Box and M drawer height: 4<sup>7</sup>/<sub>16</sub>"</li> <li>Box and M drawer width: 12<sup>1</sup>/<sub>16</sub>"</li> <li>Box and M drawer depth: 18<sup>3</sup>/<sub>8</sub>"</li> <li>File drawer height: 9<sup>1</sup>/<sub>4</sub>"</li> <li>File drawer width: 12<sup>1</sup>/<sub>16</sub>"</li> <li>File drawer depth: 18<sup>3</sup>/<sub>8</sub>"</li> <li>Wide drawer height: 9<sup>7</sup>/<sub>16</sub>"</li> <li>Wide drawer width: 20<sup>3</sup>/<sub>4</sub>"</li> <li>Wide drawer depth: 22<sup>7</sup>/<sub>8</sub>"</li> </ul>
<b>BT3</b>	Series 2 Steel Front		
<b>SB</b>	Side Access Bookcase		
<b>LH</b>	Left Hand Access		
<b>50</b>	50" High		
<b>24</b>	24" Wide		
<b>B</b>	Box Drawer		
<b>B</b>	Box Drawer		
<b>F</b>	File Drawer		
<b>L</b>	Locking		
<b>117</b>	Soft Grey paint finish		

#### Specification Information

For non-locking towers, deduct as follows from the list price for each unit: Deduct \$30 for (1) lock unit, \$60 for (2) lock unit, and \$75 for a (3) lock unit. Substitute the "L" suffix with an "N" within the pattern number to designate a non-locking unit, example (DT3SLH6424BBFN)

**Note:** 6" drawer behind doors are not available within the wardrobe portion of towers. Drawers behind doors are painted black.

**Note: Drawer behind door list pricing is as follows: 1 = \$255**

- 15" w Side Access and Display towers include (1) lock.
- Single door towers, double door towers, 24" w and 30" w Side Access and Display towers include (2) locks. (Except full-height doors which include (1) lock)
- Front Access (only) towers with wardrobe include (3) locks. (Except full-height doors with wardrobe which include (2) locks)

**Note:** All towers are configured from the top down with standard combinations of box and file drawers.

**Note:** Template pull wardrobes and cabinet doors utilize a pull and self closing hinge in place of touch latch.

**Template Pull length:**  
**Steel and Veneer fronts receive 2" pulls on doors and 3" pulls on drawers.**  
**Laminate fronts receive 5" pulls on all doors and drawers.**

# Storage Towers Steel Front - Template Pull

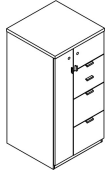
## 24" Wide Storage Towers

### 50" High

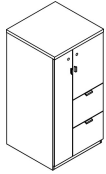
Series 2 Storage

Series 2 Steel Front Storage

description	type	w	d	h	lock	pattern no.	P1	P2	P3
50" High tower with three file drawers and door and wardrobe (left hand shown)	left hand	23 <sup>7</sup> / <sub>8</sub> "	23 <sup>1</sup> / <sub>2</sub> "	48 <sup>5</sup> / <sub>16</sub> "	Y	<b>BT3WSLH5024FFFLS</b>	\$2,652.	\$3,048.	\$3,181.
	right hand	23 <sup>7</sup> / <sub>8</sub> "	23 <sup>1</sup> / <sub>2</sub> "	48 <sup>5</sup> / <sub>16</sub> "	Y	<b>BT3WSRH5024FFFLS</b>	2,652.	3,048.	3,181.



50" High tower with two file drawers and door and wardrobe (left hand shown)	left hand	23 <sup>7</sup> / <sub>8</sub> "	23 <sup>1</sup> / <sub>2</sub> "	48 <sup>5</sup> / <sub>16</sub> "	Y	<b>BT3WSLH5024FFFLS</b>	2,368.	2,721.	2,840.
	right hand	23 <sup>7</sup> / <sub>8</sub> "	23 <sup>1</sup> / <sub>2</sub> "	48 <sup>5</sup> / <sub>16</sub> "	Y	<b>BT3WSRH5024FFFLS</b>	2,368.	2,721.	2,840.



Order Code	Specification Information	Application Notes	Critical Dimensions
Example: <b>BT3SBLH5024BBFLS-117</b>	"M" drawers consisting of a box drawer body with a file drawer head are available by substituting any two "B" or any one "F" character within the pattern number, example (DT3SLH6424MFN). Multiple "M" drawers may be specified providing they equal the total modules available.	Hanging rails and other accessories are not included and must be ordered separately. Hanging rails are included with 24" and 30" wide lateral drawers only. (See <i>Tower Accessories for pricing and order entry information</i> )	Dimensions under, <b>w</b> , <b>d</b> and <b>h</b> are actual to the nearest 1/16"
<b>BT3</b>	Series 2 Steel Front		50", 57" and 64" Tower Internal Dimensions
<b>SB</b>	Side Access Bookcase		<ul style="list-style-type: none"> <li>Box and M drawer height: 4<sup>3</sup>/<sub>16</sub>"</li> <li>Box and M drawer width: 12<sup>1</sup>/<sub>16</sub>"</li> <li>Box and M drawer depth: 18<sup>3</sup>/<sub>8</sub>"</li> <li>File drawer height: 9<sup>1</sup>/<sub>4</sub>"</li> <li>File drawer width: 12<sup>1</sup>/<sub>16</sub>"</li> <li>File drawer depth: 18<sup>3</sup>/<sub>8</sub>"</li> <li>Wide drawer height: 9<sup>7</sup>/<sub>16</sub>"</li> <li>Wide drawer width: 20<sup>3</sup>/<sub>4</sub>"</li> <li>Wide drawer depth: 22<sup>7</sup>/<sub>8</sub>"</li> </ul>
<b>LH</b>	Left Hand Access		
<b>50</b>	50" High		
<b>24</b>	24" Wide		
<b>B</b>	Box Drawer	Half depth adjustable shelves and coat hooks may be ordered separately allowing the cupboard and wardrobe area of the 15", 24" and 30" wide towers to support binders as well as shorter coats. (See <i>Tower Accessories for pricing and order entry information</i> )	
<b>B</b>	Box Drawer		
<b>F</b>	File Drawer		
<b>L</b>	Locking		
<b>117</b>	Soft Grey paint finish		

#### Specification Information

For non-locking towers, deduct as follows from the list price for each unit: Deduct \$30 for (1) lock unit, \$60 for (2) lock unit, and \$75 for a (3) lock unit. Substitute the "L" suffix with an "N" within the pattern number to designate a non-locking unit, example (DT3SLH6424BBFN)

A 6" drawer, behind a cupboard door is available by adding the numeral 1 to the end of the pattern number, example (DT3SLH6424BBFL1)

**Note:** 6" drawer behind doors are not available within the wardrobe portion of towers. Drawers behind doors are painted black.

**Note: Drawer behind door list pricing is as follows: 1= \$255**

- 15" w Side Access and Display towers include (1) lock.
- Single door towers, double door towers, 24" w and 30" w Side Access and Display towers include (2) locks. (Except full-height doors which include (1) lock)
- Front Access (only) towers with wardrobe include (3) locks. (Except full-height doors with wardrobe which include (2) locks)

**Note:** All towers are configured from the top down with standard combinations of box and file drawers.

**Note:** Template pull wardrobes and cabinet doors utilize a pull and self closing hinge in place of touch latch.

**Template Pull length:**  
**Steel and Veneer fronts receive 2" pulls on doors and 3" pulls on drawers.**  
**Laminate fronts receive 5" pulls on all doors and drawers.**

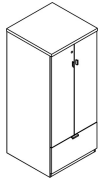
# Storage Towers Steel Front - Template Pull

## 24" Wide Storage Towers

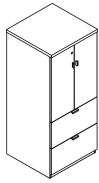
### 57" High

Series 2 Storage

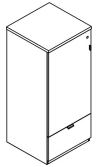
description	type	w	d	h	lock	pattern no.	P1	P2	P3
57" High Double Door tower with one wide drawer		23 7/8"	23 1/2"	56 3/16"	Y	BT3D5724WLS	\$2,370.	\$2,725.	\$2,841.



57" High Double Door tower with two wide drawers		23 7/8"	23 1/2"	56 3/16"	Y	BT3D5724WWLS	2,794.	3,212.	3,352.
--------------------------------------------------	--	---------	---------	----------	---	--------------	--------	--------	--------



57" High Single Door tower with wide drawer (left hand shown)	left hand	23 7/8"	23 1/2"	56 3/16"	Y	BT3SLH5724WLS	2,023.	2,327.	2,427.
	right hand	23 7/8"	23 1/2"	56 3/16"	Y	BT3SRH5724WLS	2,023.	2,327.	2,427.



#### Order Code

Example: **BT3SBLH5724BBFLS-117**

<b>BT3</b>	Series 2 Steel Front
<b>SB</b>	Side Access Bookcase
<b>LH</b>	Left Hand Access
<b>57</b>	57" High
<b>24</b>	24" Wide
<b>B</b>	Box Drawer
<b>B</b>	Box Drawer
<b>F</b>	File Drawer
<b>L</b>	Locking
<b>117</b>	Soft Grey paint finish

#### Specification Information

For non-locking towers, deduct as follows from the list price for each unit: Deduct \$30 for (1) lock unit, \$60 for (2) lock unit, and \$75 for a (3) lock unit. Substitute the "L" suffix with an "N" within the pattern number to designate a non-locking unit, example (DT3SLH6424BBFN)

"M" drawers consisting of a box drawer body with a file drawer head are available by substituting any two "B" or any one "F" character within the pattern number, example (DT3SLH6424MFN). Multiple "M" drawers may be specified providing they equal the total modules available.

A 6" drawer, behind a cupboard door is available by adding the numeral 1 to the end of the pattern number, example (DT3SLH6424BBFL1)

**Note:** 6" drawer behind doors are not available within the wardrobe portion of towers. Drawers behind doors are painted black.

**Note: Drawer behind door list pricing is as follows:; 1 = \$255**

#### Application Notes

Hanging rails and other accessories are not included and must be ordered separately. Hanging rails are included with 24" and 30" wide lateral drawers only. (See *Tower Accessories for pricing and order entry information*)

Half depth adjustable shelves and coat hooks may be ordered separately allowing the cupboard and wardrobe area of the 15", 24" and 30" wide towers to support binders as well as shorter coats. (See *Tower Accessories for pricing and order entry information*)

- 15" w Side Access and Display towers include (1) lock.
- Single door towers, double door towers, 24" w and 30" w Side Access and Display towers include (2) locks. (Except full-height doors which include (1) lock)
- Front Access (only) towers with wardrobe include (3) locks. (Except full-height doors with wardrobe which include (2) locks)

#### Critical Dimensions

Dimensions under, **w**, **d** and **h** are actual to the nearest 1/16"

50", 57" and 64" Tower Internal Dimensions

- Box and M drawer height: 4 7/16"
- Box and M drawer width: 12 1/16"
- Box and M drawer depth: 18 3/8"
- File drawer height: 9 1/4"
- File drawer width: 12 1/16"
- File drawer depth: 18 3/8"
- Wide drawer height: 9 7/16"
- Wide drawer width: 20 3/4"
- Wide drawer depth: 22 7/8"

**Note:** All towers are configured from the top down with standard combinations of box and file drawers.

**Note:** Template pull wardrobes and cabinet doors utilize a pull and self closing hinge in place of touch latch.

**Template Pull length:**  
**Steel and Veneer fronts receive 2" pulls on doors and 3" pulls on drawers.**  
**Laminate fronts receive 5" pulls on all doors and drawers.**

# Storage Towers Steel Front - Template Pull

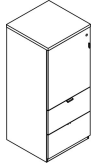
## 24" Wide Storage Towers

### 57" High

Series 2 Storage

Series 2 Steel Front Storage

description	type	w	d	h	lock	pattern no.	P1	P2	P3
57" High Single Door tower with two wide drawers (left hand shown)	left hand	23 7/8"	23 1/2"	56 3/16"	Y	<b>BT3SLH5724WWLS</b>	\$2,332.	\$2,682.	\$2,799.
	right hand	23 7/8"	23 1/2"	56 3/16"	Y	<b>BT3SRH5724WWLS</b>	2,332.	2,682.	2,799.



57" High Side Access Bookcase with two box and one file drawer with wardrobe (left hand shown)	left hand	23 7/8"	23 1/2"	56 3/16"	Y	<b>BT3WSBLH5724BBFLS</b>	2,865.	3,293.	3,439.
	right hand	23 7/8"	23 1/2"	56 3/16"	Y	<b>BT3WSBRH5724BBFLS</b>	2,865.	3,293.	3,439.



#### Order Code

Example:	<b>BT3SBLH5724BBFLS-117</b>
<b>BT3</b>	Series 2 Steel Front
<b>SB</b>	Side Access Bookcase
<b>LH</b>	Left Hand Access
<b>57</b>	57" High
<b>24</b>	24" Wide
<b>B</b>	Box Drawer
<b>B</b>	Box Drawer
<b>F</b>	File Drawer
<b>L</b>	Locking
<b>117</b>	Soft Grey paint finish

#### Specification Information

For non-locking towers, deduct as follows from the list price for each unit: Deduct \$30 for (1) lock unit, \$60 for (2) lock unit, and \$75 for a (3) lock unit. Substitute the "L" suffix with an "N" within the pattern number to designate a non-locking unit, example (DT3SLH6424BBFN)

#### Application Notes

"M" drawers consisting of a box drawer body with a file drawer head are available by substituting any two "B" or any one "F" character within the pattern number, example (DT3SLH6424MFN). Multiple "M" drawers may be specified providing they equal the total modules available.

A 6" drawer, behind a cupboard door is available by adding the numeral 1 to the end of the pattern number, example (DT3SLH6424BBFL1)

**Note:** 6" drawer behind doors are not available within the wardrobe portion of towers. Drawers behind doors are painted black.

**Note: Drawer behind door list pricing is as follows:; 1= \$255**

Hanging rails and other accessories are not included and must be ordered separately. Hanging rails are included with 24" and 30" wide lateral drawers only. (See *Tower Accessories for pricing and order entry information*)

Half depth adjustable shelves and coat hooks may be ordered separately allowing the cupboard and wardrobe area of the 15", 24" and 30" wide towers to support binders as well as shorter coats. (See *Tower Accessories for pricing and order entry information*)

- 15" w Side Access and Display towers include (1) lock.
- Single door towers, double door towers, 24" w and 30" w Side Access and Display towers include (2) locks. (Except full-height doors which include (1) lock)
- Front Access (only) towers with wardrobe include (3) locks. (Except full-height doors with wardrobe which include (2) locks)

#### Critical Dimensions

Dimensions under, **w**, **d** and **h** are actual to the nearest 1/16"

50", 57" and 64" Tower Internal Dimensions

- Box and M drawer height: 4 7/16"
- Box and M drawer width: 12 1/16"
- Box and M drawer depth: 18 3/8"
- File drawer height: 9 1/4"
- File drawer width: 12 1/16"
- File drawer depth: 18 3/8"
- Wide drawer height: 9 7/16"
- Wide drawer width: 20 3/4"
- Wide drawer depth: 22 7/8"

**Note:** All towers are configured from the top down with standard combinations of box and file drawers.

**Note:** Template pull wardrobes and cabinet doors utilize a pull and self closing hinge in place of touch latch.

**Template Pull length:**  
**Steel and Veneer fronts receive 2" pulls on doors and 3" pulls on drawers.**  
**Laminate fronts receive 5" pulls on all doors and drawers.**



# Storage Towers Steel Front - Template Pull

## 24" Wide Storage Towers

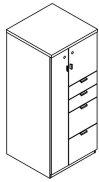
### 57" High

Series 2 Storage

description	type	w	d	h	lock	pattern no.	P1	P2	P3
57" High Side Access Bookcase with two file drawers with wardrobe (left hand shown)	left hand	23 7/8"	23 1/2"	56 3/16"	Y	<b>BT3WSBLH5724FFLS</b>	\$2,762.	\$3,178.	\$3,316.
	right hand	23 7/8"	23 1/2"	56 3/16"	Y	<b>BT3WSBRH5724FFLS</b>	2,762.	3,178.	3,316.



57" High tower with two box and two file drawers and door and wardrobe (left hand shown)	left hand	23 7/8"	23 1/2"	56 3/16"	Y	<b>BT3WSLH5724BBFFLS</b>	2,957.	3,399.	3,547.
	right hand	23 7/8"	23 1/2"	56 3/16"	Y	<b>BT3WSRH5724BBFFLS</b>	2,957.	3,399.	3,547.



#### Order Code

Example:	<b>BT3SBLH5724BBFFLS-117</b>
<b>BT3</b>	Series 2 Steel Front
<b>SB</b>	Side Access Bookcase
<b>LH</b>	Left Hand Access
<b>57</b>	57" High
<b>24</b>	24" Wide
<b>B</b>	Box Drawer
<b>B</b>	Box Drawer
<b>F</b>	File Drawer
<b>L</b>	Locking
<b>117</b>	Soft Grey paint finish

#### Specification Information

For non-locking towers, deduct as follows from the list price for each unit: Deduct \$30 for (1) lock unit, \$60 for (2) lock unit, and \$75 for a (3) lock unit. Substitute the "L" suffix with an "N" within the pattern number to designate a non-locking unit, example (DT3SLH6424BBFN)

#### Application Notes

Hanging rails and other accessories are not included and must be ordered separately. Hanging rails are included with 24" and 30" wide lateral drawers only. (See *Tower Accessories for pricing and order entry information*)

Half depth adjustable shelves and coat hooks may be ordered separately allowing the cupboard and wardrobe area of the 15", 24" and 30" wide towers to support binders as well as shorter coats. (See *Tower Accessories for pricing and order entry information*)

- 15" w Side Access and Display towers include (1) lock.
- Single door towers, double door towers, 24" w and 30" w Side Access and Display towers include (2) locks. (Except full-height doors which include (1) lock)
- Front Access (only) towers with wardrobe include (3) locks. (Except full-height doors with wardrobe which include (2) locks)

#### Critical Dimensions

Dimensions under, **w**, **d** and **h** are actual to the nearest 1/16"

50", 57" and 64" Tower Internal Dimensions

- Box and M drawer height: 4 7/16"
- Box and M drawer width: 12 1/16"
- Box and M drawer depth: 18 3/8"
- File drawer height: 9 1/4"
- File drawer width: 12 1/16"
- File drawer depth: 18 3/8"
- Wide drawer height: 9 7/16"
- Wide drawer width: 20 3/4"
- Wide drawer depth: 22 7/8"

**Note:** All towers are configured from the top down with standard combinations of box and file drawers.

**Note:** Template pull wardrobes and cabinet doors utilize a pull and self closing hinge in place of touch latch.

**Template Pull length:**  
**Steel and Veneer fronts receive 2" pulls on doors and 3" pulls on drawers.**  
**Laminate fronts receive 5" pulls on all doors and drawers.**

# Storage Towers Steel Front - Template Pull

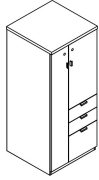
## 24" Wide Storage Towers

### 57" High

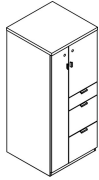
Series 2 Storage

Series 2 Steel Front Storage

description	type	w	d	h	lock	pattern no.	P1	P2	P3
57" High tower with two box and one file drawer and door and wardrobe (left hand shown)	left hand	23 <sup>7</sup> / <sub>8</sub> "	23 <sup>1</sup> / <sub>2</sub> "	56 <sup>3</sup> / <sub>16</sub> "	Y	BT3WSLH5724BBFLS	\$2,611.	\$3,003.	\$3,133.
	right hand	23 <sup>7</sup> / <sub>8</sub> "	23 <sup>1</sup> / <sub>2</sub> "	56 <sup>3</sup> / <sub>16</sub> "	Y	BT3WSRH5724BBFLS	2,611.	3,003.	3,133.



57" High tower with one box and two file drawers and door and wardrobe (left hand shown)	left hand	23 <sup>7</sup> / <sub>8</sub> "	23 <sup>1</sup> / <sub>2</sub> "	56 <sup>3</sup> / <sub>16</sub> "	Y	BT3WSLH5724BBFLS	2,754.	3,167.	3,303.
	right hand	23 <sup>7</sup> / <sub>8</sub> "	23 <sup>1</sup> / <sub>2</sub> "	56 <sup>3</sup> / <sub>16</sub> "	Y	BT3WSRH5724BBFLS	2,754.	3,167.	3,303.



#### Order Code

Example: **BT3SBLH5724BBFLS-117**

<b>BT3</b>	Series 2 Steel Front
<b>SB</b>	Side Access Bookcase
<b>LH</b>	Left Hand Access
<b>57</b>	57" High
<b>24</b>	24" Wide
<b>B</b>	Box Drawer
<b>B</b>	Box Drawer
<b>F</b>	File Drawer
<b>L</b>	Locking
<b>117</b>	Soft Grey paint finish

#### Specification Information

For non-locking towers, deduct as follows from the list price for each unit: Deduct \$30 for (1) lock unit, \$60 for (2) lock unit, and \$75 for a (3) lock unit. Substitute the "L" suffix with an "N" within the pattern number to designate a non-locking unit, example (DT3SLH6424BBFN)

"M" drawers consisting of a box drawer body with a file drawer head are available by substituting any two "B" or any one "F" character within the pattern number, example (DT3SLH6424MFN). Multiple "M" drawers may be specified providing they equal the total modules available.

A 6" drawer, behind a cupboard door is available by adding the numeral 1 to the end of the pattern number, example (DT3SLH6424BBFL1)

**Note:** 6" drawer behind doors are not available within the wardrobe portion of towers. Drawers behind doors are painted black.

**Note: Drawer behind door list pricing is as follows:; 1= \$255**

#### Application Notes

Hanging rails and other accessories are not included and must be ordered separately. Hanging rails are included with 24" and 30" wide lateral drawers only. (See *Tower Accessories for pricing and order entry information*)

Half depth adjustable shelves and coat hooks may be ordered separately allowing the cupboard and wardrobe area of the 15", 24" and 30" wide towers to support binders as well as shorter coats. (See *Tower Accessories for pricing and order entry information*)

- 15" w Side Access and Display towers include (1) lock.
- Single door towers, double door towers, 24" w and 30" w Side Access and Display towers include (2) locks. (Except full-height doors which include (1) lock)
- Front Access (only) towers with wardrobe include (3) locks. (Except full-height doors with wardrobe which include (2) locks)

#### Critical Dimensions

Dimensions under, **w**, **d** and **h** are actual to the nearest <sup>1</sup>/<sub>16</sub>"

50", 57" and 64" Tower Internal Dimensions

- Box and M drawer height: 4<sup>7</sup>/<sub>16</sub>"
- Box and M drawer width: 12<sup>1</sup>/<sub>16</sub>"
- Box and M drawer depth: 18<sup>3</sup>/<sub>8</sub>"
- File drawer height: 9<sup>1</sup>/<sub>4</sub>"
- File drawer width: 12<sup>1</sup>/<sub>16</sub>"
- File drawer depth: 18<sup>3</sup>/<sub>8</sub>"
- Wide drawer height: 9<sup>7</sup>/<sub>16</sub>"
- Wide drawer width: 20<sup>3</sup>/<sub>4</sub>"
- Wide drawer depth: 22<sup>7</sup>/<sub>8</sub>"

**Note:** All towers are configured from the top down with standard combinations of box and file drawers.

**Note:** Template pull wardrobes and cabinet doors utilize a pull and self closing hinge in place of touch latch.

**Template Pull length:**  
Steel and Veneer fronts receive 2" pulls on doors and 3" pulls on drawers.

Laminate fronts receive 5" pulls on all doors and drawers.

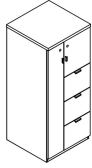
# Storage Towers Steel Front - Template Pull

## 24" Wide Storage Towers

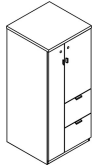
### 57" High

Series 2 Storage

description	type	w	d	h	lock	pattern no.	P1	P2	P3
57" High tower with three file drawers and door and wardrobe (left hand shown)	left hand	23 <sup>7</sup> / <sub>8</sub> "	23 <sup>1</sup> / <sub>2</sub> "	56 <sup>3</sup> / <sub>16</sub> "	Y	<b>BT3WSLH5724FFFLS</b>	\$2,715.	\$3,122.	\$3,254.
	right hand	23 <sup>7</sup> / <sub>8</sub> "	23 <sup>1</sup> / <sub>2</sub> "	56 <sup>3</sup> / <sub>16</sub> "	Y	<b>BT3WSRH5724FFFLS</b>	2,715.	3,122.	3,254.



57" High tower with two file drawers and door and wardrobe (left hand shown)	left hand	23 <sup>7</sup> / <sub>8</sub> "	23 <sup>1</sup> / <sub>2</sub> "	56 <sup>3</sup> / <sub>16</sub> "	Y	<b>BT3WSLH5724FFFLS</b>	2,438.	2,804.	2,927.
	right hand	23 <sup>7</sup> / <sub>8</sub> "	23 <sup>1</sup> / <sub>2</sub> "	56 <sup>3</sup> / <sub>16</sub> "	Y	<b>BT3WSRH5724FFFLS</b>	2,438.	2,804.	2,927.



#### Order Code

Example:	<b>BT3SBLH5724BBFLS-117</b>
<b>BT3</b>	Series 2 Steel Front
<b>SB</b>	Side Access Bookcase
<b>LH</b>	Left Hand Access
<b>57</b>	57" High
<b>24</b>	24" Wide
<b>B</b>	Box Drawer
<b>B</b>	Box Drawer
<b>F</b>	File Drawer
<b>L</b>	Locking
<b>117</b>	Soft Grey paint finish

#### Specification Information

For non-locking towers, deduct as follows from the list price for each unit: Deduct \$30 for (1) lock unit, \$60 for (2) lock unit, and \$75 for a (3) lock unit. Substitute the "L" suffix with an "N" within the pattern number to designate a non-locking unit, example (DT3SLH6424BBFN)

#### Application Notes

Hanging rails and other accessories are not included and must be ordered separately. Hanging rails are included with 24" and 30" wide lateral drawers only. (See *Tower Accessories for pricing and order entry information*)

Half depth adjustable shelves and coat hooks may be ordered separately allowing the cupboard and wardrobe area of the 15", 24" and 30" wide towers to support binders as well as shorter coats. (See *Tower Accessories for pricing and order entry information*)

- 15" w Side Access and Display towers include (1) lock.
- Single door towers, double door towers, 24" w and 30" w Side Access and Display towers include (2) locks. (Except full-height doors which include (1) lock)
- Front Access (only) towers with wardrobe include (3) locks. (Except full-height doors with wardrobe which include (2) locks)

#### Critical Dimensions

Dimensions under, **w**, **d** and **h** are actual to the nearest 1/16"

50", 57" and 64" Tower Internal Dimensions

- Box and M drawer height: 4<sup>7</sup>/<sub>16</sub>"
- Box and M drawer width: 12<sup>1</sup>/<sub>16</sub>"
- Box and M drawer depth: 18<sup>3</sup>/<sub>8</sub>"
- File drawer height: 9<sup>1</sup>/<sub>4</sub>"
- File drawer width: 12<sup>1</sup>/<sub>16</sub>"
- File drawer depth: 18<sup>3</sup>/<sub>8</sub>"
- Wide drawer height: 9<sup>7</sup>/<sub>16</sub>"
- Wide drawer width: 20<sup>3</sup>/<sub>4</sub>"
- Wide drawer depth: 22<sup>7</sup>/<sub>8</sub>"

**Note:** All towers are configured from the top down with standard combinations of box and file drawers.

**Note:** Template pull wardrobes and cabinet doors utilize a pull and self closing hinge in place of touch latch.

**Template Pull length:**  
**Steel and Veneer fronts receive 2" pulls on doors and 3" pulls on drawers.**  
**Laminate fronts receive 5" pulls on all doors and drawers.**

"M" drawers consisting of a box drawer body with a file drawer head are available by substituting any two "B" or any one "F" character within the pattern number, example (DT3SLH6424MFN). Multiple "M" drawers may be specified providing they equal the total modules available.

A 6" drawer, behind a cupboard door is available by adding the numeral 1 to the end of the pattern number, example (DT3SLH6424BBFL1)

**Note:** 6" drawer behind doors are not available within the wardrobe portion of towers. Drawers behind doors are painted black.

**Note: Drawer behind door list pricing is as follows:; 1= \$255**

# Storage Towers Steel Front - Template Pull

## 24" Wide Storage Towers

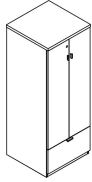
### 64" High

Series 2 Storage

Series 2 Steel Front Storage

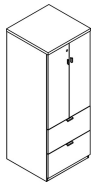
description	type	w	d	h	lock	pattern no.	P1	P2	P3
-------------	------	---	---	---	------	-------------	----	----	----

64" High Double Door tower with one wide drawer



24" and 30" wide double door cabinets may be ordered with a grommet option located in the back of the case by adding a "G" between the 4th and 5th character of the pattern number, example (BT3D**G**6424WLS). Add \$100 list for this option. **Note**, by adding a "G" option, the cabinet will also receive AV hinged doors.

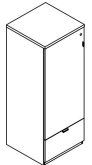
64" High Double Door tower with two wide drawers



description	type	w	d	h	lock	pattern no.	P1	P2	P3
-------------	------	---	---	---	------	-------------	----	----	----

24" and 30" wide double door cabinets may be ordered with a grommet option located in the back of the case by adding a "G" between the 4th and 5th character of the pattern number, example (DT3D**G**6424WL). Add \$100 list for this option. **Note**, by adding a "G" option, the cabinet will also receive AV hinged doors.

64" High Single Door tower with wide drawer (left hand shown)



description	type	w	d	h	lock	pattern no.	P1	P2	P3
-------------	------	---	---	---	------	-------------	----	----	----

#### Order Code

Example:	<b>BT3SBLH6424BBFLS-117</b>
<b>BT3</b>	Series 2 Steel Front
<b>SB</b>	Side Access Bookcase
<b>LH</b>	Left Hand Access
<b>64</b>	64" High
<b>24</b>	24" Wide
<b>B</b>	Box Drawer
<b>B</b>	Box Drawer
<b>F</b>	File Drawer
<b>L</b>	Locking
<b>117</b>	Soft Grey paint finish

#### Specification Information

For non-locking towers, deduct as follows from the list price for each unit: Deduct \$30 for (1) lock unit, \$60 for (2) lock unit, and \$75 for a (3) lock unit. Substitute the "L" suffix with an "N" within the pattern number to designate a non-locking unit, example (DT3SLH6424BBFN)

#### Application Notes

- Hanging rails and other accessories are not included and must be ordered separately. Hanging rails are included with 24" and 30" wide lateral drawers only. (See *Tower Accessories for pricing and order entry information*)
- Half depth adjustable shelves and coat hooks may be ordered separately allowing the cupboard and wardrobe area of the 15", 24" and 30" wide towers to support binders as well as shorter coats. (See *Tower Accessories for pricing and order entry information*)
- 15" w Side Access and Display towers include (1) lock.
  - Single door towers, double door towers, 24" w and 30" w Side Access and Display towers include (2) locks. (Except full-height doors which include (1) lock)
  - Front Access (only) towers with wardrobe include (3) locks. (Except full-height doors with wardrobe which include (2) locks)

#### Critical Dimensions

Dimensions under, **w**, **d** and **h** are actual to the nearest 1/16"

50", 57" and 64" Tower Internal Dimensions

- Box and M drawer height: 4 7/16"
- Box and M drawer width: 12 1/16"
- Box and M drawer depth: 18 3/8"
- File drawer height: 9 1/4"
- File drawer width: 12 1/16"
- File drawer depth: 18 3/8"
- Wide drawer height: 9 7/16"
- Wide drawer width: 20 3/4"
- Wide drawer depth: 22 7/8"

**Note:** All towers are configured from the top down with standard combinations of box and file drawers.

**Note:** Template pull wardrobes and cabinet doors utilize a pull and self closing hinge in place of touch latch.

**Template Pull length:**  
**Steel and Veneer fronts receive 2" pulls on doors and 3" pulls on drawers.**  
**Laminate fronts receive 5" pulls on all doors and drawers.**

"M" drawers consisting of a box drawer body with a file drawer head are available by substituting any two "B" or any one "F" character within the pattern number, example (DT3SLH6424**MFN**). Multiple "M" drawers may be specified providing they equal the total modules available.

A 6" drawer, behind a cupboard door is available by adding the numeral 1 to the end of the pattern number, example (DT3SLH6424BB**F1**)

**Note:** 6" drawer behind doors are not available within the wardrobe portion of towers. Drawers behind doors are painted black.

**Note: Drawer behind door list pricing is as follows:; 1 = \$255**

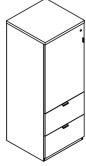
# Storage Towers Steel Front - Template Pull

## 24" Wide Storage Towers

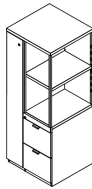
### 64" High

Series 2 Storage

description	type	w	d	h	lock	pattern no.	P1	P2	P3
64" High Single Door tower with two wide drawers (left hand shown)	left hand	23 <sup>7</sup> / <sub>8</sub> "	23 <sup>1</sup> / <sub>2</sub> "	63 <sup>5</sup> / <sub>16</sub> "	Y	<b>BT3SLH6424WWLS</b>	\$2,455.	\$2,822.	\$2,944.
	right hand	23 <sup>7</sup> / <sub>8</sub> "	23 <sup>1</sup> / <sub>2</sub> "	63 <sup>5</sup> / <sub>16</sub> "	Y	<b>BT3SRH6424WWLS</b>	2,455.	2,822.	2,944.



64" High Display tower with two file drawers and wardrobe (left hand shown)	left hand	23 <sup>7</sup> / <sub>8</sub> "	23 <sup>1</sup> / <sub>2</sub> "	63 <sup>5</sup> / <sub>16</sub> "	Y	<b>BT3WBDLH6424FFLS</b>	2,850.	3,280.	3,421.
	right hand	23 <sup>7</sup> / <sub>8</sub> "	23 <sup>1</sup> / <sub>2</sub> "	63 <sup>5</sup> / <sub>16</sub> "	Y	<b>BT3WBDRH6424FFLS</b>	2,850.	3,280.	3,421.



#### Order Code

Example:	<b>BT3SBLH6424BBFLS-117</b>
<b>BT3</b>	Series 2 Steel Front
<b>SB</b>	Side Access Bookcase
<b>LH</b>	Left Hand Access
<b>64</b>	64" High
<b>24</b>	24" Wide
<b>B</b>	Box Drawer
<b>B</b>	Box Drawer
<b>F</b>	File Drawer
<b>L</b>	Locking
<b>117</b>	Soft Grey paint finish

#### Specification Information

For non-locking towers, deduct as follows from the list price for each unit: Deduct \$30 for (1) lock unit, \$60 for (2) lock unit, and \$75 for a (3) lock unit. Substitute the "L" suffix with an "N" within the pattern number to designate a non-locking unit, example (DT3SLH6424BBFN)

#### Application Notes

- Hanging rails and other accessories are not included and must be ordered separately. Hanging rails are included with 24" and 30" wide lateral drawers only. (See *Tower Accessories for pricing and order entry information*)
- Half depth adjustable shelves and coat hooks may be ordered separately allowing the cupboard and wardrobe area of the 15", 24" and 30" wide towers to support binders as well as shorter coats. (See *Tower Accessories for pricing and order entry information*)
- 15" w Side Access and Display towers include (1) lock.
  - Single door towers, double door towers, 24" w and 30" w Side Access and Display towers include (2) locks. (Except full-height doors which include (1) lock)
  - Front Access (only) towers with wardrobe include (3) locks. (Except full-height doors with wardrobe which include (2) locks)

#### Critical Dimensions

Dimensions under, **w**, **d** and **h** are actual to the nearest 1/16"

50", 57" and 64" Tower Internal Dimensions

- Box and M drawer height: 4<sup>3</sup>/<sub>16</sub>"
- Box and M drawer width: 12<sup>1</sup>/<sub>16</sub>"
- Box and M drawer depth: 18<sup>3</sup>/<sub>8</sub>"
- File drawer height: 9<sup>1</sup>/<sub>4</sub>"
- File drawer width: 12<sup>1</sup>/<sub>16</sub>"
- File drawer depth: 18<sup>3</sup>/<sub>8</sub>"
- Wide drawer height: 9<sup>7</sup>/<sub>16</sub>"
- Wide drawer width: 20<sup>3</sup>/<sub>4</sub>"
- Wide drawer depth: 22<sup>7</sup>/<sub>8</sub>"

**Note:** All towers are configured from the top down with standard combinations of box and file drawers.

**Note:** Template pull wardrobes and cabinet doors utilize a pull and self closing hinge in place of touch latch.

**Template Pull length:**  
**Steel and Veneer fronts receive 2" pulls on doors and 3" pulls on drawers.**  
**Laminate fronts receive 5" pulls on all doors and drawers.**

"M" drawers consisting of a box drawer body with a file drawer head are available by substituting any two "B" or any one "F" character within the pattern number, example (DT3SLH6424MFN). Multiple "M" drawers may be specified providing they equal the total modules available.

A 6" drawer, behind a cupboard door is available by adding the numeral 1 to the end of the pattern number, example (DT3SLH6424BBFL1)

**Note:** 6" drawer behind doors are not available within the wardrobe portion of towers. Drawers behind doors are painted black.

**Note: Drawer behind door list pricing is as follows:; 1= \$255**

# Storage Towers Steel Front - Template Pull

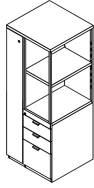
## 24" Wide Storage Towers

### 64" High

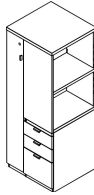
Series 2 Storage

Series 2 Steel Front Storage

description	type	w	d	h	lock	pattern no.	P1	P2	P3
64" High Display tower with two box and one file drawer and wardrobe (left hand shown)	left hand	23 <sup>7</sup> / <sub>8</sub> "	23 <sup>1</sup> / <sub>2</sub> "	63 <sup>5</sup> / <sub>16</sub> "	Y	<b>BT3WBDLH6424BBFLS</b>	\$2,956.	\$3,399.	\$3,547.
	right hand	23 <sup>7</sup> / <sub>8</sub> "	23 <sup>1</sup> / <sub>2</sub> "	63 <sup>5</sup> / <sub>16</sub> "	Y	<b>BT3WBDRH6424BBFLS</b>	2,956.	3,399.	3,547.



64" High Side Access Bookcase with two box and one file drawer with wardrobe (left hand shown)	left hand	23 <sup>7</sup> / <sub>8</sub> "	23 <sup>1</sup> / <sub>2</sub> "	63 <sup>5</sup> / <sub>16</sub> "	Y	<b>BT3WSBLH6424BBFLS</b>	2,927.	3,365.	3,512.
	right hand	23 <sup>7</sup> / <sub>8</sub> "	23 <sup>1</sup> / <sub>2</sub> "	63 <sup>5</sup> / <sub>16</sub> "	Y	<b>BT3WSBRH6424BBFLS</b>	2,927.	3,365.	3,512.



#### Order Code

Example: **BT3SBLH6424BBFLS-117**

<b>BT3</b>	Series 2 Steel Front
<b>SB</b>	Side Access Bookcase
<b>LH</b>	Left Hand Access
<b>64</b>	64" High
<b>24</b>	24" Wide
<b>B</b>	Box Drawer
<b>B</b>	Box Drawer
<b>F</b>	File Drawer
<b>L</b>	Locking
<b>117</b>	Soft Grey paint finish

#### Specification Information

For non-locking towers, deduct as follows from the list price for each unit: Deduct \$30 for (1) lock unit, \$60 for (2) lock unit, and \$75 for a (3) lock unit. Substitute the "L" suffix with an "N" within the pattern number to designate a non-locking unit, example (DT3SLH6424BBFN)

#### Application Notes

Hanging rails and other accessories are not included and must be ordered separately. Hanging rails are included with 24" and 30" wide lateral drawers only. (See *Tower Accessories for pricing and order entry information*)

Half depth adjustable shelves and coat hooks may be ordered separately allowing the cupboard and wardrobe area of the 15", 24" and 30" wide towers to support binders as well as shorter coats. (See *Tower Accessories for pricing and order entry information*)

- 15" w Side Access and Display towers include (1) lock.
- Single door towers, double door towers, 24" w and 30" w Side Access and Display towers include (2) locks. (Except full-height doors which include (1) lock)
- Front Access (only) towers with wardrobe include (3) locks. (Except full-height doors with wardrobe which include (2) locks)

#### Critical Dimensions

Dimensions under, **w**, **d** and **h** are actual to the nearest <sup>1</sup>/<sub>16</sub>"

50", 57" and 64" Tower Internal Dimensions

- Box and M drawer height: 4<sup>5</sup>/<sub>16</sub>"
- Box and M drawer width: 12<sup>1</sup>/<sub>16</sub>"
- Box and M drawer depth: 18<sup>3</sup>/<sub>8</sub>"
- File drawer height: 9<sup>1</sup>/<sub>4</sub>"
- File drawer width: 12<sup>1</sup>/<sub>16</sub>"
- File drawer depth: 18<sup>3</sup>/<sub>8</sub>"
- Wide drawer height: 9<sup>7</sup>/<sub>16</sub>"
- Wide drawer width: 20<sup>3</sup>/<sub>4</sub>"
- Wide drawer depth: 22<sup>7</sup>/<sub>8</sub>"

**Note:** All towers are configured from the top down with standard combinations of box and file drawers.

**Note:** Template pull wardrobes and cabinet doors utilize a pull and self closing hinge in place of touch latch.

**Template Pull length:**  
**Steel and Veneer fronts receive 2" pulls on doors and 3" pulls on drawers.**  
**Laminate fronts receive 5" pulls on all doors and drawers.**

"M" drawers consisting of a box drawer body with a file drawer head are available by substituting any two "B" or any one "F" character within the pattern number, example (DT3SLH6424MFN). Multiple "M" drawers may be specified providing they equal the total modules available.

A 6" drawer, behind a cupboard door is available by adding the numeral 1 to the end of the pattern number, example (DT3SLH6424BBFL1)

**Note:** 6" drawer behind doors are not available within the wardrobe portion of towers. Drawers behind doors are painted black.

**Note: Drawer behind door list pricing is as follows:; 1= \$255**

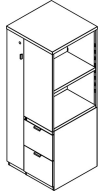
# Storage Towers Steel Front - Template Pull

## 24" Wide Storage Towers

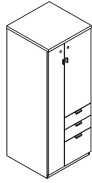
### 64" High

Series 2 Storage

description	type	w	d	h	lock	pattern no.	P1	P2	P3
64" High Side Access Bookcase with two file drawers with wardrobe (left hand shown)	left hand	23 <sup>7</sup> / <sub>8</sub> "	23 <sup>1</sup> / <sub>2</sub> "	63 <sup>5</sup> / <sub>16</sub> "	Y	<b>BT3WSBLH6424FFLS</b>	\$2,825.	\$3,250.	\$3,394.
	right hand	23 <sup>7</sup> / <sub>8</sub> "	23 <sup>1</sup> / <sub>2</sub> "	63 <sup>5</sup> / <sub>16</sub> "	Y	<b>BT3WSBRH6424FFLS</b>	2,825.	3,250.	3,394.



64" High tower with two box and one file drawer and door and wardrobe (left hand shown)	left hand	23 <sup>7</sup> / <sub>8</sub> "	23 <sup>1</sup> / <sub>2</sub> "	63 <sup>5</sup> / <sub>16</sub> "	Y	<b>BT3WSLH6424BBFLS</b>	2,628.	3,023.	3,156.
	right hand	23 <sup>7</sup> / <sub>8</sub> "	23 <sup>1</sup> / <sub>2</sub> "	63 <sup>5</sup> / <sub>16</sub> "	Y	<b>BT3WSRH6424BBFLS</b>	2,628.	3,023.	3,156.



#### Order Code

Example: **BT3SBLH6424BBFLS-117**

<b>BT3</b>	Series 2 Steel Front
<b>SB</b>	Side Access Bookcase
<b>LH</b>	Left Hand Access
<b>64</b>	64" High
<b>24</b>	24" Wide
<b>B</b>	Box Drawer
<b>B</b>	Box Drawer
<b>F</b>	File Drawer
<b>L</b>	Locking
<b>117</b>	Soft Grey paint finish

#### Specification Information

For non-locking towers, deduct as follows from the list price for each unit: Deduct \$30 for (1) lock unit, \$60 for (2) lock unit, and \$75 for a (3) lock unit. Substitute the "L" suffix with an "N" within the pattern number to designate a non-locking unit, example (DT3SLH6424BBFN)

"M" drawers consisting of a box drawer body with a file drawer head are available by substituting any two "B" or any one "F" character within the pattern number, example (DT3SLH6424MFN). Multiple "M" drawers may be specified providing they equal the total modules available.

A 6" drawer, behind a cupboard door is available by adding the numeral 1 to the end of the pattern number, example (DT3SLH6424BBFL1)

**Note:** 6" drawer behind doors are not available within the wardrobe portion of towers. Drawers behind doors are painted black.

**Note: Drawer behind door list pricing is as follows:; 1 = \$255**

#### Application Notes

Hanging rails and other accessories are not included and must be ordered separately. Hanging rails are included with 24" and 30" wide lateral drawers only. (See *Tower Accessories for pricing and order entry information*)

Half depth adjustable shelves and coat hooks may be ordered separately allowing the cupboard and wardrobe area of the 15", 24" and 30" wide towers to support binders as well as shorter coats. (See *Tower Accessories for pricing and order entry information*)

- 15" w Side Access and Display towers include (1) lock.
- Single door towers, double door towers, 24" w and 30" w Side Access and Display towers include (2) locks. (Except full-height doors which include (1) lock)
- Front Access (only) towers with wardrobe include (3) locks. (Except full-height doors with wardrobe which include (2) locks)

#### Critical Dimensions

Dimensions under, **w**, **d** and **h** are actual to the nearest 1/16"

50", 57" and 64" Tower Internal Dimensions

- Box and M drawer height: 4<sup>5</sup>/<sub>16</sub>"
- Box and M drawer width: 12<sup>1</sup>/<sub>16</sub>"
- Box and M drawer depth: 18<sup>3</sup>/<sub>8</sub>"
- File drawer height: 9<sup>1</sup>/<sub>4</sub>"
- File drawer width: 12<sup>1</sup>/<sub>16</sub>"
- File drawer depth: 18<sup>3</sup>/<sub>8</sub>"
- Wide drawer height: 9<sup>7</sup>/<sub>16</sub>"
- Wide drawer width: 20<sup>3</sup>/<sub>4</sub>"
- Wide drawer depth: 22<sup>7</sup>/<sub>8</sub>"

**Note:** All towers are configured from the top down with standard combinations of box and file drawers.

**Note:** Template pull wardrobes and cabinet doors utilize a pull and self closing hinge in place of touch latch.

**Template Pull length:**  
**Steel and Veneer fronts receive 2" pulls on doors and 3" pulls on drawers.**  
**Laminate fronts receive 5" pulls on all doors and drawers.**

# Storage Towers Steel Front - Template Pull

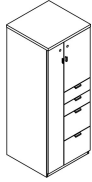
## 24" Wide Storage Towers

### 64" High

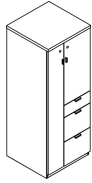
Series 2 Storage

Series 2 Steel Front Storage

description	type	w	d	h	lock	pattern no.	P1	P2	P3
64" High tower with two box and two file drawers and door and wardrobe (left hand shown)	left hand	23 7/8"	23 1/2"	63 5/16"	Y	<b>BT3WSLH6424BBFFLS</b>	\$3,020.	\$3,472.	\$3,621.
	right hand	23 7/8"	23 1/2"	63 5/16"	Y	<b>BT3WSRH6424BBFFLS</b>	3,020.	3,472.	3,621.



64" High tower with one box and two file drawers and door and wardrobe (left hand shown)	left hand	23 7/8"	23 1/2"	63 5/16"	Y	<b>BT3WSLH6424BBFFLS</b>	2,794.	3,212.	3,354.
	right hand	23 7/8"	23 1/2"	63 5/16"	Y	<b>BT3WSRH6424BBFFLS</b>	2,794.	3,212.	3,354.



#### Order Code

Example: **BT3SBLH6424BBFFLS-117**

<b>BT3</b>	Series 2 Steel Front
<b>SB</b>	Side Access Bookcase
<b>LH</b>	Left Hand Access
<b>64</b>	64" High
<b>24</b>	24" Wide
<b>B</b>	Box Drawer
<b>B</b>	Box Drawer
<b>F</b>	File Drawer
<b>L</b>	Locking
<b>117</b>	Soft Grey paint finish

#### Specification Information

For non-locking towers, deduct as follows from the list price for each unit: Deduct \$30 for (1) lock unit, \$60 for (2) lock unit, and \$75 for a (3) lock unit. Substitute the "L" suffix with an "N" within the pattern number to designate a non-locking unit, example (DT3SLH6424BBFN)

#### Application Notes

Hanging rails and other accessories are not included and must be ordered separately. Hanging rails are included with 24" and 30" wide lateral drawers only. (See *Tower Accessories for pricing and order entry information*)

Half depth adjustable shelves and coat hooks may be ordered separately allowing the cupboard and wardrobe area of the 15", 24" and 30" wide towers to support binders as well as shorter coats. (See *Tower Accessories for pricing and order entry information*)

- 15" w Side Access and Display towers include (1) lock.
- Single door towers, double door towers, 24" w and 30" w Side Access and Display towers include (2) locks. (Except full-height doors which include (1) lock)
- Front Access (only) towers with wardrobe include (3) locks. (Except full-height doors with wardrobe which include (2) locks)

#### Critical Dimensions

Dimensions under, **w**, **d** and **h** are actual to the nearest 1/16"

50", 57" and 64" Tower Internal Dimensions

- Box and M drawer height: 4 5/16"
- Box and M drawer width: 12 1/16"
- Box and M drawer depth: 18 3/8"
- File drawer height: 9 1/4"
- File drawer width: 12 1/16"
- File drawer depth: 18 3/8"
- Wide drawer height: 9 7/16"
- Wide drawer width: 20 3/4"
- Wide drawer depth: 22 7/8"

**Note:** All towers are configured from the top down with standard combinations of box and file drawers.

**Note:** Template pull wardrobes and cabinet doors utilize a pull and self closing hinge in place of touch latch.

**Template Pull length:**  
Steel and Veneer fronts receive 2" pulls on doors and 3" pulls on drawers.

Laminate fronts receive 5" pulls on all doors and drawers.

"M" drawers consisting of a box drawer body with a file drawer head are available by substituting any two "B" or any one "F" character within the pattern number, example (DT3SLH6424MFN). Multiple "M" drawers may be specified providing they equal the total modules available.

A 6" drawer, behind a cupboard door is available by adding the numeral 1 to the end of the pattern number, example (DT3SLH6424BBFL1)

**Note:** 6" drawer behind doors are not available within the wardrobe portion of towers. Drawers behind doors are painted black.

**Note: Drawer behind door list pricing is as follows:; 1= \$255**



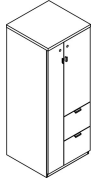
# Storage Towers Steel Front - Template Pull

## 24" Wide Storage Towers

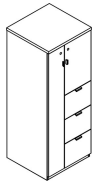
### 64" High

Series 2 Storage

description	type	w	d	h	lock	pattern no.	P1	P2	P3
64" High tower with two file drawers and door and wardrobe (left hand shown)	left hand	23 <sup>7</sup> / <sub>8</sub> "	23 <sup>1</sup> / <sub>2</sub> "	63 <sup>5</sup> / <sub>16</sub> "	Y	<b>BT3WSLH6424FFLS</b>	\$2,510.	\$2,887.	\$3,012.
	right hand	23 <sup>7</sup> / <sub>8</sub> "	23 <sup>1</sup> / <sub>2</sub> "	63 <sup>5</sup> / <sub>16</sub> "	Y	<b>BT3WSRH6424FFLS</b>	2,510.	2,887.	3,012.



64" High tower with three file drawers and door and wardrobe (left hand shown)	left hand	23 <sup>7</sup> / <sub>8</sub> "	23 <sup>1</sup> / <sub>2</sub> "	63 <sup>5</sup> / <sub>16</sub> "	Y	<b>BT3WSLH6424FFFLS</b>	2,780.	3,195.	3,334.
	right hand	23 <sup>7</sup> / <sub>8</sub> "	23 <sup>1</sup> / <sub>2</sub> "	63 <sup>5</sup> / <sub>16</sub> "	Y	<b>BT3WSRH6424FFFLS</b>	2,780.	3,195.	3,334.



#### Order Code

Example: **BT3SBLH6424BBFLS-117**

<b>BT3</b>	Series 2 Steel Front
<b>SB</b>	Side Access Bookcase
<b>LH</b>	Left Hand Access
<b>64</b>	64" High
<b>24</b>	24" Wide
<b>B</b>	Box Drawer
<b>B</b>	Box Drawer
<b>F</b>	File Drawer
<b>L</b>	Locking
<b>117</b>	Soft Grey paint finish

#### Specification Information

For non-locking towers, deduct as follows from the list price for each unit: Deduct \$30 for (1) lock unit, \$60 for (2) lock unit, and \$75 for a (3) lock unit. Substitute the "L" suffix with an "N" within the pattern number to designate a non-locking unit, example (DT3SLH6424BBFN)

#### Application Notes

Hanging rails and other accessories are not included and must be ordered separately. Hanging rails are included with 24" and 30" wide lateral drawers only. (See *Tower Accessories for pricing and order entry information*)

Half depth adjustable shelves and coat hooks may be ordered separately allowing the cupboard and wardrobe area of the 15", 24" and 30" wide towers to support binders as well as shorter coats. (See *Tower Accessories for pricing and order entry information*)

- 15" w Side Access and Display towers include (1) lock.
- Single door towers, double door towers, 24" w and 30" w Side Access and Display towers include (2) locks. (Except full-height doors which include (1) lock)
- Front Access (only) towers with wardrobe include (3) locks. (Except full-height doors with wardrobe which include (2) locks)

#### Critical Dimensions

Dimensions under, **w**, **d** and **h** are actual to the nearest <sup>1</sup>/<sub>16</sub>"

50", 57" and 64" Tower Internal Dimensions

- Box and M drawer height: 4<sup>3</sup>/<sub>16</sub>"
- Box and M drawer width: 12<sup>1</sup>/<sub>16</sub>"
- Box and M drawer depth: 18<sup>3</sup>/<sub>8</sub>"
- File drawer height: 9<sup>1</sup>/<sub>4</sub>"
- File drawer width: 12<sup>1</sup>/<sub>16</sub>"
- File drawer depth: 18<sup>3</sup>/<sub>8</sub>"
- Wide drawer height: 9<sup>7</sup>/<sub>16</sub>"
- Wide drawer width: 20<sup>3</sup>/<sub>4</sub>"
- Wide drawer depth: 22<sup>7</sup>/<sub>8</sub>"

**Note:** All towers are configured from the top down with standard combinations of box and file drawers.

**Note:** Template pull wardrobes and cabinet doors utilize a pull and self closing hinge in place of touch latch.

**Template Pull length:**  
**Steel and Veneer fronts receive 2" pulls on doors and 3" pulls on drawers.**  
**Laminate fronts receive 5" pulls on all doors and drawers.**

"M" drawers consisting of a box drawer body with a file drawer head are available by substituting any two "B" or any one "F" character within the pattern number, example (DT3SLH6424MFN). Multiple "M" drawers may be specified providing they equal the total modules available.

A 6" drawer, behind a cupboard door is available by adding the numeral 1 to the end of the pattern number, example (DT3SLH6424BBFL1)

**Note:** 6" drawer behind doors are not available within the wardrobe portion of towers. Drawers behind doors are painted black.

**Note: Drawer behind door list pricing is as follows:; 1= \$255**

# Storage Towers Steel Front - Template Pull

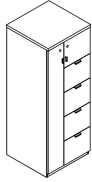
## 24" Wide Storage Towers

### 64" High

Series 2 Storage

Series 2 Steel Front Storage

description	type	w	d	h	lock	pattern no.	P1	P2	P3
64" High tower with four file drawers and door and wardrobe (left hand shown)	left hand	23 7/8"	23 1/2"	63 7/16"	Y	BT3WSLH6424FFFLS	\$3,061.	\$3,518.	\$3,668.
	right hand	23 7/8"	23 1/2"	63 7/16"	Y	BT3WSRH6424FFFLS	3,061.	3,518.	3,668.



#### Order Code

Example:	<b>BT3SBLH6424BBFLS-117</b>
<b>BT3</b>	Series 2 Steel Front
<b>SB</b>	Side Access Bookcase
<b>LH</b>	Left Hand Access
<b>64</b>	64" High
<b>24</b>	24" Wide
<b>B</b>	Box Drawer
<b>B</b>	Box Drawer
<b>F</b>	File Drawer
<b>L</b>	Locking
<b>117</b>	Soft Grey paint finish

#### Specification Information

For non-locking towers, deduct as follows from the list price for each unit: Deduct \$30 for (1) lock unit, \$60 for (2) lock unit, and \$75 for a (3) lock unit. Substitute the "L" suffix with an "N" within the pattern number to designate a non-locking unit, example (DT3SLH6424BBFN)

"M" drawers consisting of a box drawer body with a file drawer head are available by substituting any two "B" or any one "F" character within the pattern number, example (DT3SLH6424MFN). Multiple "M" drawers may be specified providing they equal the total modules available.

A 6" drawer, behind a cupboard door is available by adding the numeral 1 to the end of the pattern number, example (DT3SLH6424BBF1)

**Note:** 6" drawer behind doors are not available within the wardrobe portion of towers. Drawers behind doors are painted black.

**Note: Drawer behind door list pricing is as follows:; 1 = \$255**

#### Application Notes

Hanging rails and other accessories are not included and must be ordered separately. Hanging rails are included with 24" and 30" wide lateral drawers only. (See *Tower Accessories for pricing and order entry information*)

Half depth adjustable shelves and coat hooks may be ordered separately allowing the cupboard and wardrobe area of the 15", 24" and 30" wide towers to support binders as well as shorter coats. (See *Tower Accessories for pricing and order entry information*)

- 15" w Side Access and Display towers include (1) lock.
- Single door towers, double door towers, 24" w and 30" w Side Access and Display towers include (2) locks. (Except full-height doors which include (1) lock)
- Front Access (only) towers with wardrobe include (3) locks. (Except full-height doors with wardrobe which include (2) locks)

#### Critical Dimensions

Dimensions under, **w**, **d** and **h** are actual to the nearest 1/16"

50", 57" and 64" Tower Internal Dimensions

- Box and M drawer height: 4 7/16"
- Box and M drawer width: 12 1/16"
- Box and M drawer depth: 18 3/8"
- File drawer height: 9 1/4"
- File drawer width: 12 1/16"
- File drawer depth: 18 3/8"
- Wide drawer height: 9 7/16"
- Wide drawer width: 20 3/4"
- Wide drawer depth: 22 7/8"

**Note:** All towers are configured from the top down with standard combinations of box and file drawers.

**Note:** Template pull wardrobes and cabinet doors utilize a pull and self closing hinge in place of touch latch.

**Template Pull length:**  
**Steel and Veneer fronts receive 2" pulls on doors and 3" pulls on drawers.**  
**Laminate fronts receive 5" pulls on all doors and drawers.**

# Storage Towers Steel Front - Template Pull

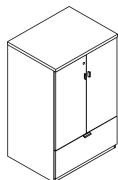
## 30" Wide Storage Towers

### 50" High

Series 2 Storage

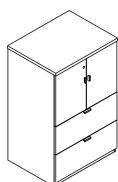
description	type	w	d	h	lock	pattern no.	P1	P2	P3
-------------	------	---	---	---	------	-------------	----	----	----

50" High Double Door tower with one wide drawer		29 <sup>7</sup> / <sub>8</sub> "	23 <sup>1</sup> / <sub>2</sub> "	48 <sup>5</sup> / <sub>16</sub> "	Y	<b>BT3D5030WLS</b>	\$2,665.	\$3,066.	\$3,201.
-------------------------------------------------	--	----------------------------------	----------------------------------	-----------------------------------	---	--------------------	----------	----------	----------



24" and 30" wide double door cabinets may be ordered with a grommet option located in the back of the case by adding a "G" between the 4th and 5th character of the pattern number, example (BT3D**G**6424WLS). Add \$100 list for this option. **Note**, by adding a "G" option, the cabinet will also receive AV hinged doors.

50" High Double Door tower with two wide drawers		29 <sup>7</sup> / <sub>8</sub> "	23 <sup>1</sup> / <sub>2</sub> "	48 <sup>5</sup> / <sub>16</sub> "	Y	<b>BT3D5030WWLS</b>	3,192.	3,667.	3,829.
--------------------------------------------------	--	----------------------------------	----------------------------------	-----------------------------------	---	---------------------	--------	--------	--------



24" and 30" wide double door cabinets may be ordered with a grommet option located in the back of the case by adding a "G" between the 4th and 5th character of the pattern number, example (BT3D**G**6424WLS). Add \$100 list for this option. **Note**, by adding a "G" option, the cabinet will also receive AV hinged doors.

Order Code	Specification Information	Application Notes	Critical Dimensions
Example: <b>BT3WSLH5030BBFLS-117</b>	For non-locking towers, deduct as follows from the list price for each unit: Deduct \$30 for (1) lock unit, \$60 for (2) lock unit, and \$75 for a (3) lock unit. Substitute the "L" suffix with an "N" within the pattern number to designate a non-locking unit, example (DT3WSLH5030BBFN)	<b>Note:</b> 6" drawers behind doors are not available within the wardrobe portion of towers. Drawers behind doors are painted black.	Dimensions under, <b>w</b> , <b>d</b> and <b>h</b> are actual to the nearest <sup>1</sup> / <sub>16</sub> "
<b>BT3</b> Series 2 Steel Front		<b>Note: Drawers behind doors list prices are as follows: 1= \$255</b>	50", 57" and 64" Tower Internal Dimensions
<b>WS</b> Wardrobe and Single Door		<b>Application Notes</b>	<ul style="list-style-type: none"> <li>Box and M drawer height: 4<sup>5</sup>/<sub>16</sub>"</li> <li>Box and M drawer width: 12<sup>1</sup>/<sub>16</sub>"</li> <li>Box and M drawer depth: 18<sup>3</sup>/<sub>8</sub>"</li> <li>File drawer height: 9<sup>1</sup>/<sub>4</sub>"</li> <li>File drawer width: 12<sup>1</sup>/<sub>16</sub>"</li> <li>File drawer depth: 18<sup>3</sup>/<sub>8</sub>"</li> <li>Wide drawer height: 9<sup>9</sup>/<sub>16</sub>"</li> <li>Wide drawer width: 20<sup>3</sup>/<sub>4</sub>"</li> <li>Wide drawer depth: 22<sup>7</sup>/<sub>8</sub>"</li> </ul>
<b>LH</b> Left Hand Access		Hanging rails and other accessories are not included and must be ordered separately. Hanging rails are included with 24" and 30" wide lateral drawers only. (See <i>Tower Accessories for pricing and order entry information</i> )	<b>Note:</b> All towers are configured from the top down with standard combinations of box and file drawers.
<b>50</b> 50" High		Half depth adjustable shelves and coat hooks may be ordered separately allowing the cupboard and wardrobe area of the 15", 24" and 30" wide towers to support binders as well as shorter coats. (See <i>Tower Accessories for pricing and order entry information</i> )	<b>Note:</b> Template pull wardrobes and cabinet doors utilize a pull and self closing hinge in place of touch latch.
<b>30</b> 30" Wide			<b>Template Pull length:</b> Steel and Veneer fronts receive 2" pulls on doors and 3" pulls on drawers. Laminate fronts receive 5" pulls on all doors and drawers.
<b>B</b> Box Drawer	"M" drawers consisting of a box drawer body with a file drawer head are available by substituting any two "B" or any one "F" character within the pattern number, example (DT3WSLH5030MFN). Multiple "M" drawers may be specified providing they equal the total modules available. A 6" drawer, behind a cupboard door is available by adding the numeral 1 to the end of the pattern number, example (DT3WSLH6430BBFL1)		
<b>B</b> Box Drawer			
<b>F</b> File Drawer			
<b>L</b> Locking			
<b>117</b> Soft Grey paint finish	<ul style="list-style-type: none"> <li>15" w Side Access and Display towers include (1) lock.</li> <li>Single door towers, double door towers, 24" w and 30" w Side Access and Display towers include (2) locks. (Except full-height doors which include (1) lock)</li> <li>Front Access (only) towers with wardrobe include (3) locks. (Except full-height doors with wardrobe which include (2) locks)</li> </ul>		

# Storage Towers Steel Front - Template Pull

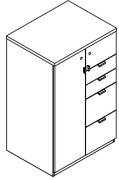
## 30" Wide Storage Towers

### 50" High

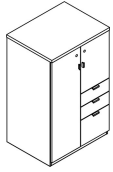
Series 2 Storage

Series 2 Steel Front Storage

description	type	w	d	h	lock	pattern no.	P1	P2	P3
50" High tower with two box and two file drawers and door and wardrobe (left hand shown)	left hand	29 <sup>7</sup> / <sub>8</sub> "	23 <sup>1</sup> / <sub>2</sub> "	48 <sup>5</sup> / <sub>16</sub> "	Y	<b>BT3WSLH5030BBFFLS</b>	\$2,940.	\$3,377.	\$3,526.
	right hand	29 <sup>7</sup> / <sub>8</sub> "	23 <sup>1</sup> / <sub>2</sub> "	48 <sup>5</sup> / <sub>16</sub> "	Y	<b>BT3WSRH5030BBFFLS</b>	2,940.	3,377.	3,526.



50" High tower with two box and one file drawer and door and wardrobe (left hand shown)	left hand	29 <sup>7</sup> / <sub>8</sub> "	23 <sup>1</sup> / <sub>2</sub> "	48 <sup>5</sup> / <sub>16</sub> "	Y	<b>BT3WSLH5030BBFFLS</b>	2,652.	3,048.	3,181.
	right hand	29 <sup>7</sup> / <sub>8</sub> "	23 <sup>1</sup> / <sub>2</sub> "	48 <sup>5</sup> / <sub>16</sub> "	Y	<b>BT3WSRH5030BBFFLS</b>	2,652.	3,048.	3,181.



Order Code	Specification Information	Application Notes	Critical Dimensions
Example: <b>BT3WSLH5030BBFLS-117</b>	<p>For non-locking towers, deduct as follows from the list price for each unit: Deduct \$30 for (1) lock unit, \$60 for (2) lock unit, and \$75 for a (3) lock unit. Substitute the "L" suffix with an "N" within the pattern number to designate a non-locking unit, example (DT3WSLH5030BBFN)</p> <p>"M" drawers consisting of a box drawer body with a file drawer head are available by substituting any two "B" or any one "F" character within the pattern number, example (DT3WSLH5030MFN). Multiple "M" drawers may be specified providing they equal the total modules available. A 6" drawer, behind a cupboard door is available by adding the numeral 1 to the end of the pattern number, example (DT3WSLH6430BBFL1)</p> <ul style="list-style-type: none"> <li>15" w Side Access and Display towers include (1) lock.</li> <li>Single door towers, double door towers, 24" w and 30" w Side Access and Display towers include (2) locks. (Except full-height doors which include (1) lock)</li> <li>Front Access (only) towers with wardrobe include (3) locks. (Except full-height doors with wardrobe which include (2) locks)</li> </ul>	<p><b>Note:</b> 6" drawers behind doors are not available within the wardrobe portion of towers. Drawers behind doors are painted black.</p> <p><b>Note: Drawers behind doors list prices are as follows: 1= \$255</b></p> <p><b>Application Notes</b></p> <p>Hanging rails and other accessories are not included and must be ordered separately. Hanging rails are included with 24" and 30" wide lateral drawers only. (See <i>Tower Accessories for pricing and order entry information</i>)</p> <p>Half depth adjustable shelves and coat hooks may be ordered separately allowing the cupboard and wardrobe area of the 15", 24" and 30" wide towers to support binders as well as shorter coats. (See <i>Tower Accessories for pricing and order entry information</i>)</p>	<p>Dimensions under, <b>w</b>, <b>d</b> and <b>h</b> are actual to the nearest <sup>1</sup>/<sub>16</sub>"</p> <p>50", 57" and 64" Tower Internal Dimensions</p> <ul style="list-style-type: none"> <li>Box and M drawer height: 4<sup>5</sup>/<sub>16</sub>"</li> <li>Box and M drawer width: 12<sup>1</sup>/<sub>16</sub>"</li> <li>Box and M drawer depth: 18<sup>3</sup>/<sub>8</sub>"</li> <li>File drawer height: 9<sup>1</sup>/<sub>4</sub>"</li> <li>File drawer width: 12<sup>1</sup>/<sub>16</sub>"</li> <li>File drawer depth: 18<sup>3</sup>/<sub>8</sub>"</li> <li>Wide drawer height: 9<sup>9</sup>/<sub>16</sub>"</li> <li>Wide drawer width: 20<sup>3</sup>/<sub>4</sub>"</li> <li>Wide drawer depth: 22<sup>7</sup>/<sub>8</sub>"</li> </ul> <p><b>Note:</b> All towers are configured from the top down with standard combinations of box and file drawers.</p> <p><b>Note:</b> Template pull wardrobes and cabinet doors utilize a pull and self closing hinge in place of touch latch.</p> <p><b>Template Pull length:</b> Steel and Veneer fronts receive 2" pulls on doors and 3" pulls on drawers. Laminate fronts receive 5" pulls on all doors and drawers.</p>
<b>BT3</b> Series 2 Steel Front			
<b>WS</b> Wardrobe and Single Door			
<b>LH</b> Left Hand Access			
<b>50</b> 50" High			
<b>30</b> 30" Wide			
<b>B</b> Box Drawer			
<b>B</b> Box Drawer			
<b>F</b> File Drawer			
<b>L</b> Locking			
<b>117</b> Soft Grey paint finish			

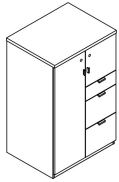
# Storage Towers Steel Front - Template Pull

## 30" Wide Storage Towers

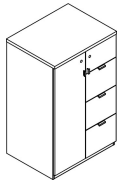
### 50" High

Series 2 Storage

description	type	w	d	h	lock	pattern no.	P1	P2	P3
50" High tower with one box and two file drawers and door and wardrobe (left hand shown)	left hand	29 <sup>7</sup> / <sub>8</sub> "	23 <sup>1</sup> / <sub>2</sub> "	48 <sup>5</sup> / <sub>16</sub> "	Y	<b>BT3WSLH5030BFFLS</b>	\$2,676.	\$3,078.	\$3,211.
	right hand	29 <sup>7</sup> / <sub>8</sub> "	23 <sup>1</sup> / <sub>2</sub> "	48 <sup>5</sup> / <sub>16</sub> "	Y	<b>BT3WSRH5030BFFLS</b>	2,676.	3,078.	3,211.



50" High tower with three file drawers and door and wardrobe (left hand shown)	left hand	29 <sup>7</sup> / <sub>8</sub> "	23 <sup>1</sup> / <sub>2</sub> "	48 <sup>5</sup> / <sub>16</sub> "	Y	<b>BT3WSLH5030FFFLS</b>	2,699.	3,103.	3,240.
	right hand	29 <sup>7</sup> / <sub>8</sub> "	23 <sup>1</sup> / <sub>2</sub> "	48 <sup>5</sup> / <sub>16</sub> "	Y	<b>BT3WSRH5030FFFLS</b>	2,699.	3,103.	3,240.



Order Code	Specification Information	Application Notes	Critical Dimensions
Example: <b>BT3WSLH5030BBFLS-117</b>	<p>For non-locking towers, deduct as follows from the list price for each unit: Deduct \$30 for (1) lock unit, \$60 for (2) lock unit, and \$75 for a (3) lock unit. Substitute the "L" suffix with an "N" within the pattern number to designate a non-locking unit, example (DT3WSLH5030BBFN)</p> <p>"M" drawers consisting of a box drawer body with a file drawer head are available by substituting any two "B" or any one "F" character within the pattern number, example (DT3WSLH5030MFN). Multiple "M" drawers may be specified providing they equal the total modules available. A 6" drawer, behind a cupboard door is available by adding the numeral 1 to the end of the pattern number, example (DT3WSLH6430BBFL1)</p> <ul style="list-style-type: none"> <li>15" w Side Access and Display towers include (1) lock.</li> <li>Single door towers, double door towers, 24" w and 30" w Side Access and Display towers include (2) locks. (Except full-height doors which include (1) lock)</li> <li>Front Access (only) towers with wardrobe include (3) locks. (Except full-height doors with wardrobe which include (2) locks)</li> </ul>	<p><b>Note:</b> 6" drawers behind doors are not available within the wardrobe portion of towers. Drawers behind doors are painted black.</p> <p><b>Note: Drawers behind doors list prices are as follows: 1= \$255</b></p> <p><b>Application Notes</b></p> <p>Hanging rails and other accessories are not included and must be ordered separately. Hanging rails are included with 24" and 30" wide lateral drawers only. (See <i>Tower Accessories for pricing and order entry information</i>)</p> <p>Half depth adjustable shelves and coat hooks may be ordered separately allowing the cupboard and wardrobe area of the 15", 24" and 30" wide towers to support binders as well as shorter coats. (See <i>Tower Accessories for pricing and order entry information</i>)</p>	<p>Dimensions under, <b>w</b>, <b>d</b> and <b>h</b> are actual to the nearest <sup>1</sup>/<sub>16</sub>"</p> <p>50", 57" and 64" Tower Internal Dimensions</p> <ul style="list-style-type: none"> <li>Box and M drawer height: 4<sup>5</sup>/<sub>16</sub>"</li> <li>Box and M drawer width: 12<sup>1</sup>/<sub>16</sub>"</li> <li>Box and M drawer depth: 18<sup>3</sup>/<sub>8</sub>"</li> <li>File drawer height: 9<sup>1</sup>/<sub>4</sub>"</li> <li>File drawer width: 12<sup>1</sup>/<sub>16</sub>"</li> <li>File drawer depth: 18<sup>3</sup>/<sub>8</sub>"</li> <li>Wide drawer height: 9<sup>9</sup>/<sub>16</sub>"</li> <li>Wide drawer width: 20<sup>3</sup>/<sub>4</sub>"</li> <li>Wide drawer depth: 22<sup>7</sup>/<sub>8</sub>"</li> </ul> <p><b>Note:</b> All towers are configured from the top down with standard combinations of box and file drawers.</p> <p><b>Note:</b> Template pull wardrobes and cabinet doors utilize a pull and self closing hinge in place of touch latch.</p> <p><b>Template Pull length:</b> Steel and Veneer fronts receive 2" pulls on doors and 3" pulls on drawers. Laminate fronts receive 5" pulls on all doors and drawers.</p>
<b>BT3</b> Series 2 Steel Front			
<b>WS</b> Wardrobe and Single Door			
<b>LH</b> Left Hand Access			
<b>50</b> 50" High			
<b>30</b> 30" Wide			
<b>B</b> Box Drawer			
<b>B</b> Box Drawer			
<b>F</b> File Drawer			
<b>L</b> Locking			
<b>117</b> Soft Grey paint finish			

# Storage Towers Steel Front - Template Pull

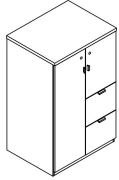
## 30" Wide Storage Towers

### 50" High

Series 2 Storage

Series 2 Steel Front Storage

description	type	w	d	h	lock	pattern no.	P1	P2	P3
50" High tower with two file drawers and door and wardrobe (left hand shown)	left hand	29 <sup>7</sup> / <sub>8</sub> "	23 1/2"	48 <sup>5</sup> / <sub>16</sub> "	Y	<b>BT3WSLH5030FFLS</b>	\$2,451.	\$2,821.	\$2,944.
	right hand	29 <sup>7</sup> / <sub>8</sub> "	23 1/2"	48 <sup>5</sup> / <sub>16</sub> "	Y	<b>BT3WSRH5030FFLS</b>	2,451.	2,821.	2,944.



Order Code	Specification Information	Application Notes	Critical Dimensions
Example: <b>BT3WSLH5030BBFLS-117</b>	<p>For non-locking towers, deduct as follows from the list price for each unit: Deduct \$30 for (1) lock unit, \$60 for (2) lock unit, and \$75 for a (3) lock unit. Substitute the "L" suffix with an "N" within the pattern number to designate a non-locking unit, example (DT3WSLH5030BBFN)</p> <p>"M" drawers consisting of a box drawer body with a file drawer head are available by substituting any two "B" or any one "F" character within the pattern number, example (DT3WSLH5030MFN). Multiple "M" drawers may be specified providing they equal the total modules available. A 6" drawer, behind a cupboard door is available by adding the numeral 1 to the end of the pattern number, example (DT3WSLH6430BBFL1)</p> <ul style="list-style-type: none"> <li>15" w Side Access and Display towers include (1) lock.</li> <li>Single door towers, double door towers, 24" w and 30" w Side Access and Display towers include (2) locks. (Except full-height doors which include (1) lock)</li> <li>Front Access (only) towers with wardrobe include (3) locks. (Except full-height doors with wardrobe which include (2) locks)</li> </ul>	<p><b>Note:</b> 6" drawers behind doors are not available within the wardrobe portion of towers. Drawers behind doors are painted black.</p> <p><b>Note: Drawers behind doors list prices are as follows: 1= \$255</b></p>	<p>Dimensions under, <b>w</b>, <b>d</b> and <b>h</b> are actual to the nearest 1/16"</p> <p>50", 57" and 64" Tower Internal Dimensions</p> <ul style="list-style-type: none"> <li>Box and M drawer height: 4<sup>5</sup>/<sub>16</sub>"</li> <li>Box and M drawer width: 12<sup>1</sup>/<sub>16</sub>"</li> <li>Box and M drawer depth: 18<sup>3</sup>/<sub>8</sub>"</li> <li>File drawer height: 9<sup>1</sup>/<sub>4</sub>"</li> <li>File drawer width: 12<sup>1</sup>/<sub>16</sub>"</li> <li>File drawer depth: 18<sup>3</sup>/<sub>8</sub>"</li> <li>Wide drawer height: 9<sup>9</sup>/<sub>16</sub>"</li> <li>Wide drawer width: 20<sup>3</sup>/<sub>4</sub>"</li> <li>Wide drawer depth: 22<sup>7</sup>/<sub>8</sub>"</li> </ul> <p><b>Note:</b> All towers are configured from the top down with standard combinations of box and file drawers.</p> <p><b>Note:</b> Template pull wardrobes and cabinet doors utilize a pull and self closing hinge in place of touch latch.</p> <p><b>Template Pull length:</b> Steel and Veneer fronts receive 2" pulls on doors and 3" pulls on drawers. Laminate fronts receive 5" pulls on all doors and drawers.</p>
<b>BT3</b> Series 2 Steel Front			
<b>WS</b> Wardrobe and Single Door			
<b>LH</b> Left Hand Access			
<b>50</b> 50" High			
<b>30</b> 30" Wide			
<b>B</b> Box Drawer			
<b>B</b> Box Drawer			
<b>F</b> File Drawer			
<b>L</b> Locking			
<b>117</b> Soft Grey paint finish	<p><b>Application Notes</b></p> <p>Hanging rails and other accessories are not included and must be ordered separately. Hanging rails are included with 24" and 30" wide lateral drawers only. (See <i>Tower Accessories for pricing and order entry information</i>)</p> <p>Half depth adjustable shelves and coat hooks may be ordered separately allowing the cupboard and wardrobe area of the 15", 24" and 30" wide towers to support binders as well as shorter coats. (See <i>Tower Accessories for pricing and order entry information</i>)</p>		

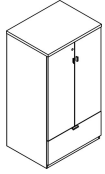
# Storage Towers Steel Front - Template Pull

## 30" Wide Storage Towers

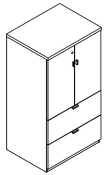
### 57" High

Series 2 Storage

description	type	w	d	h	lock	pattern no.	P1	P2	P3
57" High Double Door tower with one wide drawer		29 <sup>7</sup> / <sub>8</sub> "	23 <sup>1</sup> / <sub>2</sub> "	56 <sup>3</sup> / <sub>16</sub> "	Y	<b>BT3D5730WLS</b>	\$2,735.	\$3,145.	\$3,280.



57" High Double Door tower with two wide drawers		29 <sup>7</sup> / <sub>8</sub> "	23 <sup>1</sup> / <sub>2</sub> "	56 <sup>3</sup> / <sub>16</sub> "	Y	<b>BT3D5730WWLS</b>	3,331.	3,829.	3,995.
--------------------------------------------------	--	----------------------------------	----------------------------------	-----------------------------------	---	---------------------	--------	--------	--------



Order Code	Specification Information	Application Notes	Critical Dimensions
Example: <b>BT3WSLH5730BBFLS-117</b>	For non-locking towers, deduct as follows from the list price for each unit: Deduct \$30 for (1) lock unit, \$60 for (2) lock unit, and \$75 for a (3) lock unit. Substitute the "L" suffix with an "N" within the pattern number to designate a non-locking unit, example (DT3WSLH5030BBFN)	<b>Note:</b> 6" drawers behind doors are not available within the wardrobe portion of towers. Drawers behind doors are painted black.	Dimensions under, <b>w</b> , <b>d</b> and <b>h</b> are actual to the nearest <sup>1</sup> / <sub>16</sub> "
<b>BT3</b> Series 2 Steel Front		<b>Note: Drawers behind doors list prices are as follows: 1= \$255</b>	50", 57" and 64" Tower Internal Dimensions
<b>WS</b> Wardrobe and Single Door		<b>Application Notes</b>	<ul style="list-style-type: none"> <li>Box and M drawer height: 4<sup>5</sup>/<sub>16</sub>"</li> <li>Box and M drawer width: 12<sup>1</sup>/<sub>16</sub>"</li> <li>Box and M drawer depth: 18<sup>3</sup>/<sub>8</sub>"</li> <li>File drawer height: 9<sup>1</sup>/<sub>4</sub>"</li> <li>File drawer width: 12<sup>1</sup>/<sub>16</sub>"</li> <li>File drawer depth: 18<sup>3</sup>/<sub>8</sub>"</li> <li>Wide drawer height: 9<sup>9</sup>/<sub>16</sub>"</li> <li>Wide drawer width: 20<sup>3</sup>/<sub>4</sub>"</li> <li>Wide drawer depth: 22<sup>7</sup>/<sub>8</sub>"</li> </ul>
<b>LH</b> Left Hand Access		Hanging rails and other accessories are not included and must be ordered separately. Hanging rails are included with 24" and 30" wide lateral drawers only. (See <i>Tower Accessories for pricing and order entry information</i> )	<b>Note:</b> All towers are configured from the top down with standard combinations of box and file drawers.
<b>57</b> 57" High		Half depth adjustable shelves and coat hooks may be ordered separately allowing the cupboard and wardrobe area of the 15", 24" and 30" wide towers to support binders as well as shorter coats. (See <i>Tower Accessories for pricing and order entry information</i> )	<b>Note:</b> Template pull wardrobes and cabinet doors utilize a pull and self closing hinge in place of touch latch.
<b>30</b> 30" Wide			<b>Template Pull length:</b> Steel and Veneer fronts receive 2" pulls on doors and 3" pulls on drawers. Laminate fronts receive 5" pulls on all doors and drawers.
<b>B</b> Box Drawer	"M" drawers consisting of a box drawer body with a file drawer head are available by substituting any two "B" or any one "F" character within the pattern number, example (DT3WSLH5030MFN). Multiple "M" drawers may be specified providing they equal the total modules available. A 6" drawer, behind a cupboard door is available by adding the numeral 1 to the end of the pattern number, example (DT3WSLH6430BBFL1)		
<b>B</b> Box Drawer			
<b>F</b> File Drawer			
<b>L</b> Locking			
<b>117</b> Soft Grey paint finish	<ul style="list-style-type: none"> <li>15"w Side Access and Display towers include (1) lock.</li> <li>Single door towers, double door towers, 24"w and 30"w Side Access and Display towers include (2) locks. (Except full-height doors which include (1) lock)</li> <li>Front Access (only) towers with wardrobe include (3) locks. (Except full-height doors with wardrobe which include (2) locks)</li> </ul>		

# Storage Towers Steel Front - Template Pull

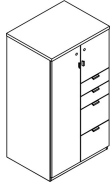
## 30" Wide Storage Towers

### 57" High

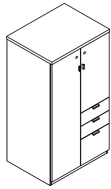
Series 2 Storage

Series 2 Steel Front Storage

description	type	w	d	h	lock	pattern no.	P1	P2	P3
57" High tower with two box and two file drawers and door and wardrobe (left hand shown)	left hand	29 <sup>7</sup> / <sub>8</sub> "	23 <sup>1</sup> / <sub>2</sub> "	56 <sup>3</sup> / <sub>16</sub> "	Y	<b>BT3WSLH5730BBFELS</b>	\$3,012.	\$3,467.	\$3,617.
	right hand	29 <sup>7</sup> / <sub>8</sub> "	23 <sup>1</sup> / <sub>2</sub> "	56 <sup>3</sup> / <sub>16</sub> "	Y	<b>BT3WSRH5730BBFELS</b>	3,012.	3,467.	3,617.



57" High tower with two box and one file drawer and door and wardrobe (left hand shown)	left hand	29 <sup>7</sup> / <sub>8</sub> "	23 <sup>1</sup> / <sub>2</sub> "	56 <sup>3</sup> / <sub>16</sub> "	Y	<b>BT3WSLH5730BBFELS</b>	2,778.	3,192.	3,330.
	right hand	29 <sup>7</sup> / <sub>8</sub> "	23 <sup>1</sup> / <sub>2</sub> "	56 <sup>3</sup> / <sub>16</sub> "	Y	<b>BT3WSRH5730BBFELS</b>	2,778.	3,192.	3,330.



Order Code	Specification Information	Application Notes	Critical Dimensions
Example: <b>BT3WSLH5730BBFELS-117</b>	For non-locking towers, deduct as follows from the list price for each unit: Deduct \$30 for (1) lock unit, \$60 for (2) lock unit, and \$75 for a (3) lock unit. Substitute the "L" suffix with an "N" within the pattern number to designate a non-locking unit, example (DT3WSLH5030BBFN)	<b>Note:</b> 6" drawers behind doors are not available within the wardrobe portion of towers. Drawers behind doors are painted black.  <b>Note: Drawers behind doors list prices are as follows: 1= \$255</b>	Dimensions under, <b>w</b> , <b>d</b> and <b>h</b> are actual to the nearest <sup>1</sup> / <sub>16</sub> "  50", 57" and 64" Tower Internal Dimensions
<b>BT3</b> Series 2 Steel Front		<b>Application Notes</b>	<ul style="list-style-type: none"> <li>Box and M drawer height: 4<sup>5</sup>/<sub>16</sub>"</li> <li>Box and M drawer width: 12<sup>1</sup>/<sub>16</sub>"</li> <li>Box and M drawer depth: 18<sup>3</sup>/<sub>8</sub>"</li> <li>File drawer height: 9<sup>1</sup>/<sub>4</sub>"</li> <li>File drawer width: 12<sup>1</sup>/<sub>16</sub>"</li> <li>File drawer depth: 18<sup>3</sup>/<sub>8</sub>"</li> <li>Wide drawer height: 9<sup>9</sup>/<sub>16</sub>"</li> <li>Wide drawer width: 20<sup>3</sup>/<sub>4</sub>"</li> <li>Wide drawer depth: 22<sup>7</sup>/<sub>8</sub>"</li> </ul>
<b>WS</b> Wardrobe and Single Door		Hanging rails and other accessories are not included and must be ordered separately. Hanging rails are included with 24" and 30" wide lateral drawers only. (See <i>Tower Accessories for pricing and order entry information</i> )	<b>Note:</b> All towers are configured from the top down with standard combinations of box and file drawers.
<b>LH</b> Left Hand Access		Half depth adjustable shelves and coat hooks may be ordered separately allowing the cupboard and wardrobe area of the 15", 24" and 30" wide towers to support binders as well as shorter coats. (See <i>Tower Accessories for pricing and order entry information</i> )	<b>Note:</b> Template pull wardrobes and cabinet doors utilize a pull and self closing hinge in place of touch latch.
<b>57</b> 57" High	"M" drawers consisting of a box drawer body with a file drawer head are available by substituting any two "B" or any one "F" character within the pattern number, example (DT3WSLH5030MFN). Multiple "M" drawers may be specified providing they equal the total modules available. A 6" drawer, behind a cupboard door is available by adding the numeral 1 to the end of the pattern number, example (DT3WSLH6430BBFL1)		<b>Template Pull length:</b> Steel and Veneer fronts receive 2" pulls on doors and 3" pulls on drawers. Laminate fronts receive 5" pulls on all doors and drawers.
<b>30</b> 30" Wide	<ul style="list-style-type: none"> <li>15" w Side Access and Display towers include (1) lock.</li> <li>Single door towers, double door towers, 24" w and 30" w Side Access and Display towers include (2) locks. (Except full-height doors which include (1) lock)</li> <li>Front Access (only) towers with wardrobe include (3) locks. (Except full-height doors with wardrobe which include (2) locks)</li> </ul>		
<b>B</b> Box Drawer			
<b>B</b> Box Drawer			
<b>F</b> File Drawer			
<b>L</b> Locking			
<b>117</b> Soft Grey paint finish			



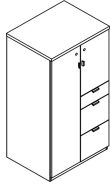
# Storage Towers Steel Front - Template Pull

## 30" Wide Storage Towers

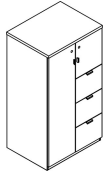
### 57" High

Series 2 Storage

description	type	w	d	h	lock	pattern no.	P1	P2	P3
57" High tower with one box and two file drawers and door and wardrobe (left hand shown)	left hand	29 <sup>7</sup> / <sub>8</sub> "	23 <sup>1</sup> / <sub>2</sub> "	56 <sup>3</sup> / <sub>16</sub> "	Y	<b>BT3WSLH5730BFFLS</b>	\$2,784.	\$3,206.	\$3,340.
	right hand	29 <sup>7</sup> / <sub>8</sub> "	23 <sup>1</sup> / <sub>2</sub> "	56 <sup>3</sup> / <sub>16</sub> "	Y	<b>BT3WSRH5730BFFLS</b>	2,784.	3,206.	3,340.



57" High tower with three file drawers and door and wardrobe (left hand shown)	left hand	29 <sup>7</sup> / <sub>8</sub> "	23 <sup>1</sup> / <sub>2</sub> "	56 <sup>3</sup> / <sub>16</sub> "	Y	<b>BT3WSLH5730FFFLS</b>	2,819.	3,241.	3,381.
	right hand	29 <sup>7</sup> / <sub>8</sub> "	23 <sup>1</sup> / <sub>2</sub> "	56 <sup>3</sup> / <sub>16</sub> "	Y	<b>BT3WSRH5730FFFLS</b>	2,819.	3,241.	3,381.



Order Code	Specification Information	Application Notes	Critical Dimensions
Example: <b>BT3WSLH5730BBFLS-117</b>	For non-locking towers, deduct as follows from the list price for each unit: Deduct \$30 for (1) lock unit, \$60 for (2) lock unit, and \$75 for a (3) lock unit. Substitute the "L" suffix with an "N" within the pattern number to designate a non-locking unit, example (DT3WSLH5030BBFN)	<b>Note:</b> 6" drawers behind doors are not available within the wardrobe portion of towers. Drawers behind doors are painted black.	Dimensions under, <b>w</b> , <b>d</b> and <b>h</b> are actual to the nearest <sup>1</sup> / <sub>16</sub> "
<b>BT3</b> Series 2 Steel Front		<b>Note: Drawers behind doors list prices are as follows: 1= \$255</b>	50", 57" and 64" Tower Internal Dimensions
<b>WS</b> Wardrobe and Single Door		<b>Application Notes</b>	<ul style="list-style-type: none"> <li>Box and M drawer height: 4<sup>5</sup>/<sub>16</sub>"</li> <li>Box and M drawer width: 12<sup>1</sup>/<sub>16</sub>"</li> <li>Box and M drawer depth: 18<sup>3</sup>/<sub>8</sub>"</li> <li>File drawer height: 9<sup>1</sup>/<sub>4</sub>"</li> <li>File drawer width: 12<sup>1</sup>/<sub>16</sub>"</li> <li>File drawer depth: 18<sup>3</sup>/<sub>8</sub>"</li> <li>Wide drawer height: 9<sup>9</sup>/<sub>16</sub>"</li> <li>Wide drawer width: 20<sup>3</sup>/<sub>4</sub>"</li> <li>Wide drawer depth: 22<sup>7</sup>/<sub>8</sub>"</li> </ul>
<b>LH</b> Left Hand Access		Hanging rails and other accessories are not included and must be ordered separately. Hanging rails are included with 24" and 30" wide lateral drawers only. (See <i>Tower Accessories for pricing and order entry information</i> )	<b>Note:</b> All towers are configured from the top down with standard combinations of box and file drawers.
<b>57</b> 57" High		Half depth adjustable shelves and coat hooks may be ordered separately allowing the cupboard and wardrobe area of the 15", 24" and 30" wide towers to support binders as well as shorter coats. (See <i>Tower Accessories for pricing and order entry information</i> )	<b>Note:</b> Template pull wardrobes and cabinet doors utilize a pull and self closing hinge in place of touch latch.
<b>30</b> 30" Wide			<b>Template Pull length:</b> Steel and Veneer fronts receive 2" pulls on doors and 3" pulls on drawers. Laminate fronts receive 5" pulls on all doors and drawers.
<b>B</b> Box Drawer	"M" drawers consisting of a box drawer body with a file drawer head are available by substituting any two "B" or any one "F" character within the pattern number, example (DT3WSLH5030MFN). Multiple "M" drawers may be specified providing they equal the total modules available. A 6" drawer, behind a cupboard door is available by adding the numeral 1 to the end of the pattern number, example (DT3WSLH6430BBFL1)		
<b>B</b> Box Drawer			
<b>F</b> File Drawer			
<b>L</b> Locking			
<b>117</b> Soft Grey paint finish	<ul style="list-style-type: none"> <li>15" w Side Access and Display towers include (1) lock.</li> <li>Single door towers, double door towers, 24" w and 30" w Side Access and Display towers include (2) locks. (Except full-height doors which include (1) lock)</li> <li>Front Access (only) towers with wardrobe include (3) locks. (Except full-height doors with wardrobe which include (2) locks)</li> </ul>		

# Storage Towers Steel Front - Template Pull

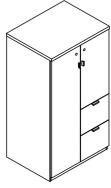
## 30" Wide Storage Towers

### 57" High

Series 2 Storage

Series 2 Steel Front Storage

description	type	w	d	h	lock	pattern no.	P1	P2	P3
57" High tower with two file drawers and door and wardrobe (left hand shown)	left hand	29 <sup>7</sup> / <sub>8</sub> "	23 1/2"	56 <sup>3</sup> / <sub>16</sub> "	Y	<b>BT3WSLH5730FFLS</b>	\$2,494.	\$2,867.	\$2,992.
	right hand	29 <sup>7</sup> / <sub>8</sub> "	23 1/2"	56 <sup>3</sup> / <sub>16</sub> "	Y	<b>BT3WSRH5730FFLS</b>	2,494.	2,867.	2,992.



Order Code	Specification Information	Application Notes	Critical Dimensions
Example: <b>BT3WSLH5730BBFLS-117</b>	<p>For non-locking towers, deduct as follows from the list price for each unit: Deduct \$30 for (1) lock unit, \$60 for (2) lock unit, and \$75 for a (3) lock unit. Substitute the "L" suffix with an "N" within the pattern number to designate a non-locking unit, example (DT3WSLH5030BBFN)</p> <p>"M" drawers consisting of a box drawer body with a file drawer head are available by substituting any two "B" or any one "F" character within the pattern number, example (DT3WSLH5030MFN). Multiple "M" drawers may be specified providing they equal the total modules available. A 6" drawer, behind a cupboard door is available by adding the numeral 1 to the end of the pattern number, example (DT3WSLH6430BBFL1)</p> <ul style="list-style-type: none"> <li>15" w Side Access and Display towers include (1) lock.</li> <li>Single door towers, double door towers, 24" w and 30" w Side Access and Display towers include (2) locks. (Except full-height doors which include (1) lock)</li> <li>Front Access (only) towers with wardrobe include (3) locks. (Except full-height doors with wardrobe which include (2) locks)</li> </ul>	<p><b>Note:</b> 6" drawers behind doors are not available within the wardrobe portion of towers. Drawers behind doors are painted black.</p> <p><b>Note: Drawers behind doors list prices are as follows: 1= \$255</b></p>	<p>Dimensions under, <b>w</b>, <b>d</b> and <b>h</b> are actual to the nearest 1/16"</p> <p>50", 57" and 64" Tower Internal Dimensions</p> <ul style="list-style-type: none"> <li>Box and M drawer height: 4<sup>5</sup>/<sub>16</sub>"</li> <li>Box and M drawer width: 12<sup>1</sup>/<sub>16</sub>"</li> <li>Box and M drawer depth: 18<sup>3</sup>/<sub>8</sub>"</li> <li>File drawer height: 9<sup>1</sup>/<sub>4</sub>"</li> <li>File drawer width: 12<sup>1</sup>/<sub>16</sub>"</li> <li>File drawer depth: 18<sup>3</sup>/<sub>8</sub>"</li> <li>Wide drawer height: 9<sup>9</sup>/<sub>16</sub>"</li> <li>Wide drawer width: 20<sup>3</sup>/<sub>4</sub>"</li> <li>Wide drawer depth: 22<sup>7</sup>/<sub>8</sub>"</li> </ul> <p><b>Note:</b> All towers are configured from the top down with standard combinations of box and file drawers.</p> <p><b>Note:</b> Template pull wardrobes and cabinet doors utilize a pull and self closing hinge in place of touch latch.</p> <p><b>Template Pull length: Steel and Veneer fronts receive 2" pulls on doors and 3" pulls on drawers. Laminate fronts receive 5" pulls on all doors and drawers.</b></p>
<b>BT3</b> Series 2 Steel Front			
<b>WS</b> Wardrobe and Single Door			
<b>LH</b> Left Hand Access			
<b>57</b> 57" High			
<b>30</b> 30" Wide			
<b>B</b> Box Drawer			
<b>B</b> Box Drawer			
<b>F</b> File Drawer			
<b>L</b> Locking			
<b>117</b> Soft Grey paint finish	<p><b>Application Notes</b></p> <p>Hanging rails and other accessories are not included and must be ordered separately. Hanging rails are included with 24" and 30" wide lateral drawers only. (See <i>Tower Accessories for pricing and order entry information</i>)</p> <p>Half depth adjustable shelves and coat hooks may be ordered separately allowing the cupboard and wardrobe area of the 15", 24" and 30" wide towers to support binders as well as shorter coats. (See <i>Tower Accessories for pricing and order entry information</i>)</p>		

# Storage Towers Steel Front - Template Pull

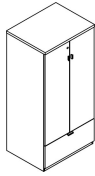
## 30" Wide Storage Towers

### 64" High

Series 2 Storage

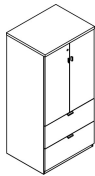
description	type	w	d	h	lock	pattern no.	P1	P2	P3
-------------	------	---	---	---	------	-------------	----	----	----

64" High Double Door tower with one wide drawer



24" and 30" wide double door cabinets may be ordered with a grommet option located in the back of the case by adding a "G" between the 4th and 5th character of the pattern number, example (BT3DG6424WLS). Add \$100 list for this option. **Note**, by adding a "G" option, the cabinet will also receive AV hinged doors.

64" High Double Door tower with two wide drawers



24" and 30" wide double door cabinets may be ordered with a grommet option located in the back of the case by adding a "G" between the 4th and 5th character of the pattern number, example (BT3DG6424WLS). Add \$100 list for this option. **Note**, by adding a "G" option, the cabinet will also receive AV hinged doors.

Order Code	Specification Information	Application Notes	Critical Dimensions
Example: <b>BT3WSLH6430BBFLS-117</b>	For non-locking towers, deduct as follows from the list price for each unit: Deduct \$30 for (1) lock unit, \$60 for (2) lock unit, and \$75 for a (3) lock unit. Substitute the "L" suffix with an "N" within the pattern number to designate a non-locking unit, example (DT3WSLH5030BBFN)	<b>Note:</b> 6" drawers behind doors are not available within the wardrobe portion of towers. Drawers behind doors are painted black.  <b>Note: Drawers behind doors list prices are as follows: 1= \$255</b>	Dimensions under, <b>w</b> , <b>d</b> and <b>h</b> are actual to the nearest 1/16"
<b>BT3</b> Series 2 Steel Front		<b>Application Notes</b>	50", 57" and 64" Tower Internal Dimensions
<b>WS</b> Wardrobe and Single Door		Hanging rails and other accessories are not included and must be ordered separately. Hanging rails are included with 24" and 30" wide lateral drawers only. (See <i>Tower Accessories for pricing and order entry information</i> )	<ul style="list-style-type: none"> <li>Box and M drawer height: 4 5/16"</li> <li>Box and M drawer width: 12 1/16"</li> <li>Box and M drawer depth: 18 3/8"</li> <li>File drawer height: 9 1/4"</li> <li>File drawer width: 12 1/16"</li> <li>File drawer depth: 18 3/8"</li> <li>Wide drawer height: 9 9/16"</li> <li>Wide drawer width: 20 3/4"</li> <li>Wide drawer depth: 22 7/8"</li> </ul>
<b>LH</b> Left Hand Access		Half depth adjustable shelves and coat hooks may be ordered separately allowing the cupboard and wardrobe area of the 15", 24" and 30" wide towers to support binders as well as shorter coats. (See <i>Tower Accessories for pricing and order entry information</i> )	<b>Note:</b> All towers are configured from the top down with standard combinations of box and file drawers.
<b>64</b> 64" High			<b>Note:</b> Template pull wardrobes and cabinet doors utilize a pull and self closing hinge in place of touch latch.
<b>30</b> 30" Wide			<b>Template Pull length:</b> Steel and Veneer fronts receive 2" pulls on doors and 3" pulls on drawers. Laminate fronts receive 5" pulls on all doors and drawers.
<b>B</b> Box Drawer	"M" drawers consisting of a box drawer body with a file drawer head are available by substituting any two "B" or any one "F" character within the pattern number, example (DT3WSLH5030MFN). Multiple "M" drawers may be specified providing they equal the total modules available. A 6" drawer, behind a cupboard door is available by adding the numeral 1 to the end of the pattern number, example (DT3WSLH6430BBFL1)		
<b>B</b> Box Drawer			
<b>F</b> File Drawer			
<b>L</b> Locking			
<b>117</b> Soft Grey paint finish	<ul style="list-style-type: none"> <li>15" w Side Access and Display towers include (1) lock.</li> <li>Single door towers, double door towers, 24" w and 30" w Side Access and Display towers include (2) locks. (Except full-height doors which include (1) lock)</li> <li>Front Access (only) towers with wardrobe include (3) locks. (Except full-height doors with wardrobe which include (2) locks)</li> </ul>		

# Storage Towers Steel Front - Template Pull

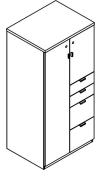
## 30" Wide Storage Towers

### 64" High

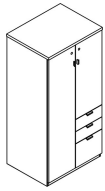
Series 2 Storage

Series 2 Steel Front Storage

description	type	w	d	h	lock	pattern no.	P1	P2	P3
64" High tower with two box and two file drawers and door and wardrobe (left hand shown)	left hand	29 <sup>7</sup> / <sub>8</sub> "	23 <sup>1</sup> / <sub>2</sub> "	63 <sup>5</sup> / <sub>16</sub> "	Y	<b>BT3WSLH6430BBFFLS</b>	\$3,092.	\$3,556.	\$3,709.
	right hand	29 <sup>7</sup> / <sub>8</sub> "	23 <sup>1</sup> / <sub>2</sub> "	63 <sup>5</sup> / <sub>16</sub> "	Y	<b>BT3WSRHH6430BBFFLS</b>	3,092.	3,556.	3,709.



64" High tower with two box and one file drawer and door and wardrobe (left hand shown)	left hand	29 <sup>7</sup> / <sub>8</sub> "	23 <sup>1</sup> / <sub>2</sub> "	63 <sup>5</sup> / <sub>16</sub> "	Y	<b>BT3WSLH6430BBFFLS</b>	2,825.	3,250.	3,394.
	right hand	29 <sup>7</sup> / <sub>8</sub> "	23 <sup>1</sup> / <sub>2</sub> "	63 <sup>5</sup> / <sub>16</sub> "	Y	<b>BT3WSRHH6430BBFFLS</b>	2,825.	3,250.	3,394.



Order Code	Specification Information	Application Notes	Critical Dimensions
Example: <b>BT3WSLH6430BBFFLS-117</b>	For non-locking towers, deduct as follows from the list price for each unit: Deduct \$30 for (1) lock unit, \$60 for (2) lock unit, and \$75 for a (3) lock unit. Substitute the "L" suffix with an "N" within the pattern number to designate a non-locking unit, example (DT3WSLH5030BBFN)	<b>Note:</b> 6" drawers behind doors are not available within the wardrobe portion of towers. Drawers behind doors are painted black.  <b>Note: Drawers behind doors list prices are as follows: 1= \$255</b>	Dimensions under, <b>w</b> , <b>d</b> and <b>h</b> are actual to the nearest <sup>1</sup> / <sub>16</sub> "  50", 57" and 64" Tower Internal Dimensions
<b>BT3</b> Series 2 Steel Front		<b>Application Notes</b>	<ul style="list-style-type: none"> <li>Box and M drawer height: 4<sup>5</sup>/<sub>16</sub>"</li> <li>Box and M drawer width: 12<sup>1</sup>/<sub>16</sub>"</li> <li>Box and M drawer depth: 18<sup>3</sup>/<sub>8</sub>"</li> <li>File drawer height: 9<sup>1</sup>/<sub>4</sub>"</li> <li>File drawer width: 12<sup>1</sup>/<sub>16</sub>"</li> <li>File drawer depth: 18<sup>3</sup>/<sub>8</sub>"</li> <li>Wide drawer height: 9<sup>9</sup>/<sub>16</sub>"</li> <li>Wide drawer width: 20<sup>3</sup>/<sub>4</sub>"</li> <li>Wide drawer depth: 22<sup>7</sup>/<sub>8</sub>"</li> </ul>
<b>WS</b> Wardrobe and Single Door		Hanging rails and other accessories are not included and must be ordered separately. Hanging rails are included with 24" and 30" wide lateral drawers only. (See <i>Tower Accessories for pricing and order entry information</i> )	<b>Note:</b> All towers are configured from the top down with standard combinations of box and file drawers.
<b>LH</b> Left Hand Access		Half depth adjustable shelves and coat hooks may be ordered separately allowing the cupboard and wardrobe area of the 15", 24" and 30" wide towers to support binders as well as shorter coats. (See <i>Tower Accessories for pricing and order entry information</i> )	<b>Note:</b> Template pull wardrobes and cabinet doors utilize a pull and self closing hinge in place of touch latch.
<b>64</b> 64" High	"M" drawers consisting of a box drawer body with a file drawer head are available by substituting any two "B" or any one "F" character within the pattern number, example (DT3WSLH5030MFN). Multiple "M" drawers may be specified providing they equal the total modules available. A 6" drawer, behind a cupboard door is available by adding the numeral 1 to the end of the pattern number, example (DT3WSLH6430BBFL1)		<b>Template Pull length:</b> Steel and Veneer fronts receive 2" pulls on doors and 3" pulls on drawers. Laminate fronts receive 5" pulls on all doors and drawers.
<b>30</b> 30" Wide	<ul style="list-style-type: none"> <li>15" w Side Access and Display towers include (1) lock.</li> <li>Single door towers, double door towers, 24" w and 30" w Side Access and Display towers include (2) locks. (Except full-height doors which include (1) lock)</li> <li>Front Access (only) towers with wardrobe include (3) locks. (Except full-height doors with wardrobe which include (2) locks)</li> </ul>		
<b>B</b> Box Drawer			
<b>B</b> Box Drawer			
<b>F</b> File Drawer			
<b>L</b> Locking			
<b>117</b> Soft Grey paint finish			

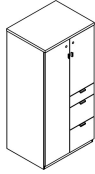
# Storage Towers Steel Front - Template Pull

## 30" Wide Storage Towers

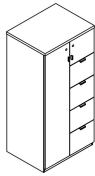
### 64" High

Series 2 Storage

description	type	w	d	h	lock	pattern no.	P1	P2	P3
64" High tower with one box and two file drawers and door and wardrobe (left hand shown)	left hand	29 <sup>7</sup> / <sub>8</sub> "	23 <sup>1</sup> / <sub>2</sub> "	63 <sup>3</sup> / <sub>16</sub> "	Y	<b>BT3WSLH6430BBFMLS</b>	\$2,864.	\$3,292.	\$3,438.
	right hand	29 <sup>7</sup> / <sub>8</sub> "	23 <sup>1</sup> / <sub>2</sub> "	63 <sup>3</sup> / <sub>16</sub> "	Y	<b>BT3WSRH6430BBFMLS</b>	2,864.	3,292.	3,438.



64" High tower with four file drawers and door and wardrobe (left hand shown)	left hand	29 <sup>7</sup> / <sub>8</sub> "	23 <sup>1</sup> / <sub>2</sub> "	63 <sup>3</sup> / <sub>16</sub> "	Y	<b>BT3WSLH6430FFFMLS</b>	3,130.	3,598.	3,758.
	right hand	29 <sup>7</sup> / <sub>8</sub> "	23 <sup>1</sup> / <sub>2</sub> "	63 <sup>3</sup> / <sub>16</sub> "	Y	<b>BT3WSRH6430FFFMLS</b>	3,130.	3,598.	3,758.



Order Code	Specification Information	Application Notes	Critical Dimensions
Example: <b>BT3WSLH6430BBFMLS-117</b>	<p>For non-locking towers, deduct as follows from the list price for each unit: Deduct \$30 for (1) lock unit, \$60 for (2) lock unit, and \$75 for a (3) lock unit. Substitute the "L" suffix with an "N" within the pattern number to designate a non-locking unit, example (DT3WSLH5030BBFN)</p> <p>"M" drawers consisting of a box drawer body with a file drawer head are available by substituting any two "B" or any one "F" character within the pattern number, example (DT3WSLH5030MFN). Multiple "M" drawers may be specified providing they equal the total modules available. A 6" drawer, behind a cupboard door is available by adding the numeral 1 to the end of the pattern number, example (DT3WSLH6430BBFL1)</p> <ul style="list-style-type: none"> <li>15" w Side Access and Display towers include (1) lock.</li> <li>Single door towers, double door towers, 24" w and 30" w Side Access and Display towers include (2) locks. (Except full-height doors which include (1) lock)</li> <li>Front Access (only) towers with wardrobe include (3) locks. (Except full-height doors with wardrobe which include (2) locks)</li> </ul>	<p><b>Note:</b> 6" drawers behind doors are not available within the wardrobe portion of towers. Drawers behind doors are painted black.</p> <p><b>Note: Drawers behind doors list prices are as follows: 1= \$255</b></p> <p><b>Application Notes</b></p> <p>Hanging rails and other accessories are not included and must be ordered separately. Hanging rails are included with 24" and 30" wide lateral drawers only. (See <i>Tower Accessories for pricing and order entry information</i>)</p> <p>Half depth adjustable shelves and coat hooks may be ordered separately allowing the cupboard and wardrobe area of the 15", 24" and 30" wide towers to support binders as well as shorter coats. (See <i>Tower Accessories for pricing and order entry information</i>)</p>	<p>Dimensions under, <b>w</b>, <b>d</b> and <b>h</b> are actual to the nearest <sup>1</sup>/<sub>16</sub>"</p> <p>50", 57" and 64" Tower Internal Dimensions</p> <ul style="list-style-type: none"> <li>Box and M drawer height: 4<sup>5</sup>/<sub>16</sub>"</li> <li>Box and M drawer width: 12<sup>1</sup>/<sub>16</sub>"</li> <li>Box and M drawer depth: 18<sup>3</sup>/<sub>8</sub>"</li> <li>File drawer height: 9<sup>1</sup>/<sub>4</sub>"</li> <li>File drawer width: 12<sup>1</sup>/<sub>16</sub>"</li> <li>File drawer depth: 18<sup>3</sup>/<sub>8</sub>"</li> <li>Wide drawer height: 9<sup>9</sup>/<sub>16</sub>"</li> <li>Wide drawer width: 20<sup>3</sup>/<sub>4</sub>"</li> <li>Wide drawer depth: 22<sup>7</sup>/<sub>8</sub>"</li> </ul> <p><b>Note:</b> All towers are configured from the top down with standard combinations of box and file drawers.</p> <p><b>Note:</b> Template pull wardrobes and cabinet doors utilize a pull and self closing hinge in place of touch latch.</p> <p><b>Template Pull length:</b> Steel and Veneer fronts receive 2" pulls on doors and 3" pulls on drawers. Laminate fronts receive 5" pulls on all doors and drawers.</p>
<b>BT3</b> Series 2 Steel Front			
<b>WS</b> Wardrobe and Single Door			
<b>LH</b> Left Hand Access			
<b>64</b> 64" High			
<b>30</b> 30" Wide			
<b>B</b> Box Drawer			
<b>B</b> Box Drawer			
<b>F</b> File Drawer			
<b>L</b> Locking			
<b>117</b> Soft Grey paint finish			

# Storage Towers Steel Front - Template Pull

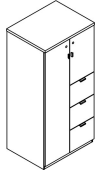
## 30" Wide Storage Towers

### 64" High

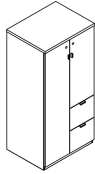
Series 2 Storage

Series 2 Steel Front Storage

description	type	w	d	h	lock	pattern no.	P1	P2	P3
64" High tower with three file drawers and door and wardrobe (left hand shown)	left hand	29 <sup>7</sup> / <sub>8</sub> "	23 <sup>1</sup> / <sub>2</sub> "	63 <sup>5</sup> / <sub>16</sub> "	Y	<b>BT3WSLH6430FFFLS</b>	\$2,850.	\$3,280.	\$3,421.
	right hand	29 <sup>7</sup> / <sub>8</sub> "	23 <sup>1</sup> / <sub>2</sub> "	63 <sup>5</sup> / <sub>16</sub> "	Y	<b>BT3WSRH6430FFFLS</b>	2,850.	3,280.	3,421.



64" High tower with two file drawers and door and wardrobe (left hand shown)	left hand	29 <sup>7</sup> / <sub>8</sub> "	23 <sup>1</sup> / <sub>2</sub> "	63 <sup>5</sup> / <sub>16</sub> "	Y	<b>BT3WSLH6430FFFLS</b>	2,638.	3,033.	3,164.
	right hand	29 <sup>7</sup> / <sub>8</sub> "	23 <sup>1</sup> / <sub>2</sub> "	63 <sup>5</sup> / <sub>16</sub> "	Y	<b>BT3WSRH6430FFFLS</b>	2,638.	3,033.	3,164.



Order Code	Specification Information	Application Notes	Critical Dimensions
Example: <b>BT3WSLH6430BBFLS-117</b>	For non-locking towers, deduct as follows from the list price for each unit: Deduct \$30 for (1) lock unit, \$60 for (2) lock unit, and \$75 for a (3) lock unit. Substitute the "L" suffix with an "N" within the pattern number to designate a non-locking unit, example (DT3WSLH5030BBFN)	<b>Note:</b> 6" drawers behind doors are not available within the wardrobe portion of towers. Drawers behind doors are painted black.  <b>Note: Drawers behind doors list prices are as follows: 1= \$255</b>	Dimensions under, <b>w</b> , <b>d</b> and <b>h</b> are actual to the nearest <sup>1</sup> / <sub>16</sub> "  50", 57" and 64" Tower Internal Dimensions
<b>BT3</b> Series 2 Steel Front		<b>Note: Drawers behind doors list prices are as follows: 1= \$255</b>	
<b>WS</b> Wardrobe and Single Door			<ul style="list-style-type: none"> <li>Box and M drawer height: 4<sup>5</sup>/<sub>16</sub>"</li> <li>Box and M drawer width: 12<sup>1</sup>/<sub>16</sub>"</li> <li>Box and M drawer depth: 18<sup>3</sup>/<sub>8</sub>"</li> <li>File drawer height: 9<sup>1</sup>/<sub>4</sub>"</li> <li>File drawer width: 12<sup>1</sup>/<sub>16</sub>"</li> <li>File drawer depth: 18<sup>3</sup>/<sub>8</sub>"</li> <li>Wide drawer height: 9<sup>9</sup>/<sub>16</sub>"</li> <li>Wide drawer width: 20<sup>3</sup>/<sub>4</sub>"</li> <li>Wide drawer depth: 22<sup>7</sup>/<sub>8</sub>"</li> </ul>
<b>LH</b> Left Hand Access			
<b>64</b> 64" High			
<b>30</b> 30" Wide			
<b>B</b> Box Drawer			
<b>B</b> Box Drawer			
<b>F</b> File Drawer			
<b>L</b> Locking			
<b>117</b> Soft Grey paint finish			
	<p>"M" drawers consisting of a box drawer body with a file drawer head are available by substituting any two "B" or any one "F" character within the pattern number, example (DT3WSLH5030MFN). Multiple "M" drawers may be specified providing they equal the total modules available. A 6" drawer, behind a cupboard door is available by adding the numeral 1 to the end of the pattern number, example (DT3WSLH6430BBFL1)</p> <ul style="list-style-type: none"> <li>15" w Side Access and Display towers include (1) lock.</li> <li>Single door towers, double door towers, 24" w and 30" w Side Access and Display towers include (2) locks. (Except full-height doors which include (1) lock)</li> <li>Front Access (only) towers with wardrobe include (3) locks. (Except full-height doors with wardrobe which include (2) locks)</li> </ul>	<p><b>Application Notes</b></p> <p>Hanging rails and other accessories are not included and must be ordered separately. Hanging rails are included with 24" and 30" wide lateral drawers only. (See Tower Accessories for pricing and order entry information)</p> <p>Half depth adjustable shelves and coat hooks may be ordered separately allowing the cupboard and wardrobe area of the 15", 24" and 30" wide towers to support binders as well as shorter coats. (See Tower Accessories for pricing and order entry information)</p>	<p><b>Note:</b> All towers are configured from the top down with standard combinations of box and file drawers.</p> <p><b>Note:</b> Template pull wardrobes and cabinet doors utilize a pull and self closing hinge in place of touch latch.</p> <p><b>Template Pull length:</b> Steel and Veneer fronts receive 2" pulls on doors and 3" pulls on drawers. Laminate fronts receive 5" pulls on all doors and drawers.</p>

# Pedestals Laminate and Veneer Front - Template Pull

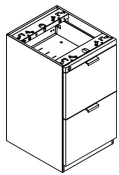
## Floorstanding Pedestals

Series 2 Storage

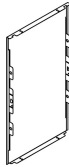
description	w	d	h	lock	pattern no.	L1	L2	V1	V2	P1	P2	P3
Floorstanding Pedestal with two box and one file drawer with lock	14 <sup>7</sup> / <sub>8</sub> "	17 <sup>1</sup> / <sub>4</sub> "	26 <sup>7</sup> / <sub>8</sub> "	Y	<b>BS2PFL18A(L/V)</b>	\$863.	\$920.	\$1,072.	\$1,158.			
	14 <sup>7</sup> / <sub>8</sub> "	23 <sup>1</sup> / <sub>4</sub> "	26 <sup>7</sup> / <sub>8</sub> "	Y	<b>BS2PFL24A(L/V)</b>	860.	884.	1,034.	1,116.			
	14 <sup>7</sup> / <sub>8</sub> "	29 <sup>1</sup> / <sub>4</sub> "	26 <sup>7</sup> / <sub>8</sub> "	Y	<b>BS2PFL30A(L/V)</b>	986.	1,035.	1,208.	1,301.			



Floorstanding Pedestal with two file drawers with lock	14 <sup>7</sup> / <sub>8</sub> "	17 <sup>1</sup> / <sub>4</sub> "	26 <sup>7</sup> / <sub>8</sub> "	Y	<b>BS2PFL18B(L/V)</b>	786.	834.	1,025.	1,106.			
	14 <sup>7</sup> / <sub>8</sub> "	23 <sup>1</sup> / <sub>4</sub> "	26 <sup>7</sup> / <sub>8</sub> "	Y	<b>BS2PFL24B(L/V)</b>	757.	799.	988.	1,068.			
	14 <sup>7</sup> / <sub>8</sub> "	29 <sup>1</sup> / <sub>4</sub> "	26 <sup>7</sup> / <sub>8</sub> "	Y	<b>BS2PFL30B(L/V)</b>	873.	924.	1,178.	1,272.			



Series 2 Floorstanding Pedestal Case Back	14 <sup>7</sup> / <sub>8</sub> "	N/A	26 <sup>7</sup> / <sub>8</sub> "	N/A	<b>DS2XPB</b>					96.	109.	112.
-------------------------------------------	----------------------------------	-----	----------------------------------	-----	---------------	--	--	--	--	-----	------	------



Order Code	Specification Information	Application Notes	Critical Dimensions
Example: <b>BS2PFL24A-VC 113</b>			
<b>BS2</b> Series 2 Veneer Front	Deduct \$20 from the list price for non-locking units. Substitute the "L" with a "N" within the pattern number to designate a non-locking unit, <i>example</i> (RS2PFN18A).	Hanging rails and other accessories are not included and must be ordered separately. ( <i>See pedestal accessories page (298), for pricing and ordering information</i> )	Dimensions under, <b>w</b> , <b>d</b> and <b>h</b> are actual to the nearest 1/16"
<b>PF</b> Pedestal Floorstanding			
<b>L</b> Locking	<b>Note:</b> 24" deep floorstanding pedestals do not include a back panel. Back panels must be ordered separately. 18" and 30" floorstanding pedestals have backs standard.	<b>Note: Do not use with Reff Desk Height components</b>	24" Deep Floorstanding Pedestal Internal Drawer Dimensions
<b>24</b> Depth			
<b>A</b> Box/Box/File	<b>Note:</b> Be sure to specify a paint finish for the case as well as a veneer selection for the fronts.	<b>Template Pull length: Steel and Veneer fronts receive 2" pulls on doors and 3" pulls on drawers. Laminate fronts receive 5" pulls on all doors and drawers.</b>	<ul style="list-style-type: none"> <li>• Box drawer height: 4<sup>3</sup>/<sub>16</sub>"</li> <li>• Box drawer width: 12<sup>1</sup>/<sub>16</sub>"</li> <li>• Box drawer depth: 18<sup>3</sup>/<sub>8</sub>"</li> <li>• File drawer height: 9<sup>1</sup>/<sub>4</sub>"</li> <li>• File drawer width: 12<sup>1</sup>/<sub>16</sub>"</li> <li>• File drawer depth: 18<sup>3</sup>/<sub>8</sub>"</li> </ul>
<b>VC</b> Front Finish, Med Cherry			
<b>113</b> Dark Grey	Add an "F" to the end of the pattern number to receive full extension slides on all box drawers. Upcharge is \$25 list per pedestal.		

# Pedestals Laminate and Veneer Front - Template Pull

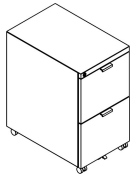
## Mobile Pedestals

Series 2 Storage

description	w	d	h	pattern no.	L1	L2	V1	V2
Mobile Pedestal with two box and one file drawer	14 <sup>7</sup> / <sub>8</sub> "	16 <sup>3</sup> / <sub>4</sub> "	26 <sup>3</sup> / <sub>8</sub> "	<b>BS2PML18A(L/V)</b>	\$1,213.	\$1,260.	\$1,442.	\$1,552.
	14 <sup>7</sup> / <sub>8</sub> "	22 <sup>3</sup> / <sub>4</sub> "	26 <sup>3</sup> / <sub>8</sub> "	<b>BS2PML24A(L/V)</b>	979.	1,230.	1,442.	1,552.



Mobile Pedestal with two file drawers	14 <sup>7</sup> / <sub>8</sub> "	16 <sup>3</sup> / <sub>4</sub> "	26 <sup>3</sup> / <sub>8</sub> "	<b>BS2PML18B(L/V)</b>	1,100.	1,148.	1,442.	1,552.
	14 <sup>7</sup> / <sub>8</sub> "	22 <sup>3</sup> / <sub>4</sub> "	26 <sup>3</sup> / <sub>8</sub> "	<b>BS2PML24B(L/V)</b>	980.	1,033.	1,442.	1,552.



Mobile Pedestal with one box and one file drawer	14 <sup>7</sup> / <sub>8</sub> "	16 <sup>3</sup> / <sub>4</sub> "	20 <sup>3</sup> / <sub>8</sub> "	<b>BS2PML18F(L/V)</b>	1,032.	1,070.	1,303.	1,405.
	14 <sup>7</sup> / <sub>8</sub> "	22 <sup>3</sup> / <sub>4</sub> "	20 <sup>3</sup> / <sub>8</sub> "	<b>BS2PML24F(L/V)</b>	904.	941.	1,303.	1,405.



Series 2 Laminate and Veneer Front Storage

Order Code	Specification Information	Application Notes	Critical Dimensions
Example: <b>BS2PML24A-VC 113</b>			
<b>BS2</b> Series 2 Veneer Front	Add \$55 list for Mobile Handle.	Hanging rails and other accessories are not included and must be ordered separately. (See pedestal accessories page (298), for pricing and ordering information)	Dimensions under, <b>w</b> , <b>d</b> and <b>h</b> are actual to the nearest 1/16"
<b>PM</b> Pedestal Mobile	Add a " <b>P</b> " between the " <b>L</b> " lock code and the case size to designate the handle option, <i>example</i> (RS2PMLP24A)		
<b>L</b> Locking		<b>Note: Do not use with Reff Desk High Components</b>	Mobile Pedestal Internal Drawer Dimensions
<b>24</b> Depth	Deduct \$35 list for units without a top. Add an " <b>O</b> " in place of the " <b>M</b> " in the pattern number to designate the no-top option, <i>example</i> (RS2POL18A)		
<b>A</b> Box/Box/File		<b>Template Pull length:</b> <b>Steel and Veneer fronts receive 2" pulls on doors and 3" pulls on drawers.</b> <b>Laminate fronts receive 5" pulls on all doors and drawers.</b>	<ul style="list-style-type: none"> <li>• Box drawer height: 4<sup>5</sup>/<sub>16</sub>"</li> <li>• Box drawer width: 12<sup>1</sup>/<sub>16</sub>"</li> <li>• Box drawer depth: 18<sup>3</sup>/<sub>8</sub>"</li> <li>• File drawer height: 9<sup>1</sup>/<sub>4</sub>"</li> <li>• File drawer width: 12<sup>1</sup>/<sub>16</sub>"</li> <li>• File drawer depth: 18<sup>3</sup>/<sub>8</sub>"</li> </ul>
<b>VC</b> Front Finish, Med Cherry	Add an " <b>F</b> " to the end of the pattern number to receive full extension slides on all box drawers. Upcharge is \$25 list per pedestal.		
<b>113</b> Dark Grey			

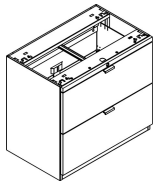


# Pedestals Laminate and Veneer Front - Template Pull

## Double Wide Pedestals

Series 2 Storage

description	w	d	h	lock	pattern no.	L1	L2	V1	V2
Doublewide Pedestal with two file drawers	30"	18 <sup>3</sup> / <sub>4</sub> "	26 <sup>7</sup> / <sub>8</sub> "	Y	<b>BS2DW30L(L/V)</b>	\$1,227.	\$1,282.	\$1,456.	\$1,500.
	36"	18 <sup>3</sup> / <sub>4</sub> "	26 <sup>7</sup> / <sub>8</sub> "	Y	<b>BS2DW36L(L/V)</b>	1,312.	1,377.	1,610.	1,656.



### Order Code

Example:	<b>BS2DW30L-VC 113</b>
<b>BS2</b>	Series 2 Veneer Front
<b>DW</b>	Doublewide Pedestal
<b>30</b>	30" wide
<b>L</b>	Locking
<b>VC</b>	Front Finish, Med Cherry
<b>113</b>	Dark Grey

### Specification Information

Deduct \$20 from the list price for non-locking units. Substitute the "L" suffix with a "N" within the pattern number to designate a non-locking unit, *example* (RS2DW30N).

**Note: Do not use with Reff Desk Height Components**

Doublewide pedestals include hanging file bars for letter and legal front-to-back and side-to-side filing.

### Application Notes

Doublewide pedestals are not intended for freestanding use and must be secured beneath a supported worksurface. (*See Calibre lateral files price list for two drawer files that can be used for freestanding applications*)

**Template Pull length: Steel and Veneer fronts receive 2" pulls on doors and 3" pulls on drawers. Laminate fronts receive 5" pulls on all doors and drawers.**

### Critical Dimensions

Dimensions under, **w**, **d** and **h** are actual to the nearest 1/16"

Doublewide Pedestal Drawer Internal Dimensions

- Lateral drawer height: 9<sup>3</sup>/<sub>4</sub>"
- Lateral drawer width: 26<sup>3</sup>/<sub>4</sub>" and 32<sup>3</sup>/<sub>4</sub>"
- Lateral drawer depth: 15<sup>3</sup>/<sub>4</sub>"

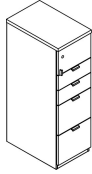
# Storage Towers Laminate and Veneer Front - Template Pull

## 15" Wide Storage Towers

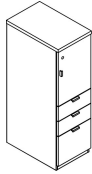
### 50" High

Series 2 Storage

description	type	w	d	h	lock	pattern no.	L1	L2	V1	V2
50" High Single Door tower with two box and two file drawers (right hand shown)	left hand	14 <sup>7</sup> / <sub>8</sub> "	23 <sup>1</sup> / <sub>2</sub> "	48 <sup>3</sup> / <sub>16</sub> "	Y	<b>BT3SLH5015BBFFL(L/V)</b>	\$2,473.	\$2,556.	\$4,052.	\$4,370.
	right hand	14 <sup>7</sup> / <sub>8</sub> "	23 <sup>1</sup> / <sub>2</sub> "	48 <sup>3</sup> / <sub>16</sub> "	Y	<b>BT3SRH5015BBFFL(L/V)</b>	2,473.	2,556.	4,052.	4,370.



50" High Single Door tower with two box and one file drawer (right hand shown)	left hand	14 <sup>7</sup> / <sub>8</sub> "	23 <sup>1</sup> / <sub>2</sub> "	48 <sup>3</sup> / <sub>16</sub> "	Y	<b>BT3SLH5015BBFL(L/V)</b>	2,353.	2,441.	3,702.	3,991.
	right hand	14 <sup>7</sup> / <sub>8</sub> "	23 <sup>1</sup> / <sub>2</sub> "	48 <sup>3</sup> / <sub>16</sub> "	Y	<b>BT3SRH5015BBFL(L/V)</b>	2,353.	2,441.	3,702.	3,991.



Series 2 Laminate and Veneer Front Storage

#### Order Code

Example:	<b>BT3SLH5715FFL-VC</b> <b>113</b>
<b>BT3</b>	Series 2 Veneer Front
<b>S</b>	Single Door
<b>LH</b>	Left Hand Access
<b>57</b>	57" High
<b>15</b>	15" Wide
<b>F</b>	File Drawer
<b>F</b>	File Drawer
<b>L</b>	Locking
<b>VC</b>	Front Finish Medium Cherry
<b>113</b>	Case Finish Dark Grey

#### Specification Information

For non-locking towers, deduct as follows from the list price for each unit: Deduct \$30 for (1) lock unit, \$60 for (2) lock unit, and \$75 for a (3) lock unit. Substitute the "L" suffix with an "N" within the pattern number to designate a non-locking unit, example (RT3SLH6415BBFN)

"M" drawers consisting of a box drawer body with a file drawer head are available by substituting any two "B" or any one "F" character within the pattern number, example (RT3SLH6415MFN). Multiple "M" drawers may be specified providing they equal the total modules available.

A 6" drawer, behind a cupboard door is available by adding the numeral 1 to the end of the pattern number, example (RT3SLH6415BBFL1)

**Note:** 6" drawer behind doors are not available within the wardrobe portion of towers. Drawers behind doors are painted black.

**Note: Drawer behind doors list pricing is as follows: 1=\$255**

#### Application Notes

Hanging rails and other accessories are not included and must be ordered separately. Hanging rails are included with 24" and 30" wide lateral drawers only. (See *Tower Accessories for pricing and order entry information*)

Half depth adjustable shelves and coat hooks may be ordered separately allowing the cupboard area of the 15", 24" and 30" wide towers to support binders as well as shorter coats. (See *Tower Accessories for pricing and order entry information*)

**Note: Laminate/Veneer front towers are comprised of a steel case with wood laminate/veneer fronts and top.**

- 15" w Side Access and Display towers include (1) lock.
- Single door towers, double door towers, 24" w and 30" w Side Access and Display towers include (2) locks. (Except full-height doors which include (1) lock)
- Front Access (only) towers with wardrobe include (3) locks. (Except full-height doors with wardrobe which include (2) locks)

#### Critical Dimensions

Dimensions under, **w**, **d** and **h** are actual to the nearest <sup>1</sup>/<sub>16</sub>"

42", 50", 57" and 64" Tower Internal Dimensions

- Box and M drawer height: 4<sup>5</sup>/<sub>16</sub>"
- Box and M drawer width: 12<sup>1</sup>/<sub>16</sub>"
- Box and M drawer depth: 18<sup>3</sup>/<sub>8</sub>"
- File drawer height: 9<sup>1</sup>/<sub>4</sub>"
- File drawer width: 12<sup>1</sup>/<sub>16</sub>"
- File drawer depth: 18<sup>3</sup>/<sub>8</sub>"

**Note:** All towers are configured from the top down with standard combinations of box and file drawers.

**Template Pull length: Steel and Veneer fronts receive 2" pulls on doors and 3" pulls on drawers. Laminate fronts receive 5" pulls on all doors and drawers.**

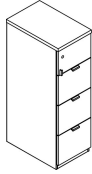
# Storage Towers Laminate and Veneer Front - Template Pull

## 15" Wide Storage Towers

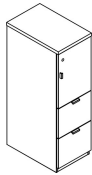
### 50" High

Series 2 Storage

description	type	w	d	h	lock	pattern no.	L1	L2	V1	V2
50" High Single Door tower with three file drawers (right hand shown)	left hand	14 <sup>7</sup> / <sub>8</sub> "	23 <sup>1</sup> / <sub>2</sub> "	48 <sup>5</sup> / <sub>16</sub> "	Y	<b>BT3SLH5015FFFL(L/V)</b>	\$2,358.	\$2,446.	\$3,742.	\$4,039.
	right hand	14 <sup>7</sup> / <sub>8</sub> "	23 <sup>1</sup> / <sub>2</sub> "	48 <sup>5</sup> / <sub>16</sub> "	Y	<b>BT3SRH5015FFFL(L/V)</b>	2,358.	2,446.	3,742.	4,039.



50" High Single Door tower with two file drawers (right hand shown)	left hand	14 <sup>7</sup> / <sub>8</sub> "	23 <sup>1</sup> / <sub>2</sub> "	48 <sup>5</sup> / <sub>16</sub> "	Y	<b>BT3SLH5015FFFL(L/V)</b>	2,167.	2,260.	3,337.	3,600.
	right hand	14 <sup>7</sup> / <sub>8</sub> "	23 <sup>1</sup> / <sub>2</sub> "	48 <sup>5</sup> / <sub>16</sub> "	Y	<b>BT3SRH5015FFFL(L/V)</b>	2,167.	2,260.	3,337.	3,600.



#### Order Code

Example:	<b>BT3SLH5715FFFL-VC</b> <b>113</b>
<b>BT3</b>	Series 2 Veneer Front
<b>S</b>	Single Door
<b>LH</b>	Left Hand Access
<b>57</b>	57" High
<b>15</b>	15" Wide
<b>F</b>	File Drawer
<b>F</b>	File Drawer
<b>L</b>	Locking
<b>VC</b>	Front Finish Medium Cherry
<b>113</b>	Case Finish Dark Grey

#### Specification Information

For non-locking towers, deduct as follows from the list price for each unit: Deduct \$30 for (1) lock unit, \$60 for (2) lock unit, and \$75 for a (3) lock unit. Substitute the "L" suffix with an "N" within the pattern number to designate a non-locking unit, example (RT3SLH6415BBFN)

"M" drawers consisting of a box drawer body with a file drawer head are available by substituting any two "B" or any one "F" character within the pattern number, example (RT3SLH6415MFN). Multiple "M" drawers may be specified providing they equal the total modules available.

A 6" drawer, behind a cupboard door is available by adding the numeral 1 to the end of the pattern number, example (RT3SLH6415BBFL1)

**Note:** 6" drawer behind doors are not available within the wardrobe portion of towers. Drawers behind doors are painted black.

**Note: Drawer behind doors list pricing is as follows: 1=\$255**

#### Application Notes

Hanging rails and other accessories are not included and must be ordered separately. Hanging rails are included with 24" and 30" wide lateral drawers only. (See *Tower Accessories for pricing and order entry information*)

Half depth adjustable shelves and coat hooks may be ordered separately allowing the cupboard area of the 15", 24" and 30" wide towers to support binders as well as shorter coats. (See *Tower Accessories for pricing and order entry information*)

**Note: Laminate/Veneer front towers are comprised of a steel case with wood laminate/veneer fronts and top.**

- 15" w Side Access and Display towers include (1) lock.
- Single door towers, double door towers, 24" w and 30" w Side Access and Display towers include (2) locks. (Except full-height doors which include (1) lock)
- Front Access (only) towers with wardrobe include (3) locks. (Except full-height doors with wardrobe which include (2) locks)

#### Critical Dimensions

Dimensions under, **w**, **d** and **h** are actual to the nearest <sup>1</sup>/<sub>16</sub>"

42", 50", 57" and 64" Tower Internal Dimensions

- Box and M drawer height: 4<sup>5</sup>/<sub>16</sub>"
- Box and M drawer width: 12<sup>1</sup>/<sub>16</sub>"
- Box and M drawer depth: 18<sup>3</sup>/<sub>8</sub>"
- File drawer height: 9<sup>1</sup>/<sub>4</sub>"
- File drawer width: 12<sup>1</sup>/<sub>16</sub>"
- File drawer depth: 18<sup>3</sup>/<sub>8</sub>"

**Note:** All towers are configured from the top down with standard combinations of box and file drawers.

**Template Pull length: Steel and Veneer fronts receive 2" pulls on doors and 3" pulls on drawers. Laminate fronts receive 5" pulls on all doors and drawers.**

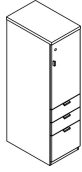
# Storage Towers Laminate and Veneer Front - Template Pull

## 15" Wide Storage Towers

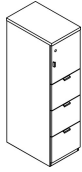
### 57" High

Series 2 Storage

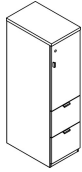
description	type	w	d	h	lock	pattern no.	L1	L2	V1	V2
57" High Single Door tower with two box and one file drawer (right hand shown)	left hand	14 <sup>7</sup> / <sub>8</sub> "	23 <sup>1</sup> / <sub>2</sub> "	56 <sup>3</sup> / <sub>16</sub> "	Y	<b>BT3SLH5715BBFL(L/V)</b>	\$2,412.	\$2,514.	\$3,791.	\$4,086.
	right hand	14 <sup>7</sup> / <sub>8</sub> "	23 <sup>1</sup> / <sub>2</sub> "	56 <sup>3</sup> / <sub>16</sub> "	Y	<b>BT3SRH5715BBFL(L/V)</b>	2,412.	2,514.	3,791.	4,086.



57" High Single Door tower with three file drawers (right hand shown)	left hand	14 <sup>7</sup> / <sub>8</sub> "	23 <sup>1</sup> / <sub>2</sub> "	56 <sup>3</sup> / <sub>16</sub> "	Y	<b>BT3SLH5715FFFL(L/V)</b>	2,407.	2,510.	3,826.	4,127.
	right hand	14 <sup>7</sup> / <sub>8</sub> "	23 <sup>1</sup> / <sub>2</sub> "	56 <sup>3</sup> / <sub>16</sub> "	Y	<b>BT3SRH5715FFFL(L/V)</b>	2,407.	2,510.	3,826.	4,127.



57" High Single Door tower with two file drawers (right hand shown)	left hand	14 <sup>7</sup> / <sub>8</sub> "	23 <sup>1</sup> / <sub>2</sub> "	56 <sup>3</sup> / <sub>16</sub> "	Y	<b>BT3SLH5715FFL(L/V)</b>	2,226.	2,333.	3,426.	3,696.
	right hand	14 <sup>7</sup> / <sub>8</sub> "	23 <sup>1</sup> / <sub>2</sub> "	56 <sup>3</sup> / <sub>16</sub> "	Y	<b>BT3SRH5715FFL(L/V)</b>	2,226.	2,333.	3,426.	3,696.



#### Order Code

Example:	<b>BT3SLH5715FFL-VC</b> <b>113</b>
<b>BT3</b>	Series 2 Veneer Front
<b>S</b>	Single Door
<b>LH</b>	Left Hand Access
<b>57</b>	57" High
<b>15</b>	15" Wide
<b>F</b>	File Drawer
<b>F</b>	File Drawer
<b>L</b>	Locking
<b>VC</b>	Front Finish Medium Cherry
<b>113</b>	Case Finish Dark Grey

#### Specification Information

For non-locking towers, deduct as follows from the list price for each unit: Deduct \$30 for (1) lock unit, \$60 for (2) lock unit, and \$75 for a (3) lock unit. Substitute the "L" suffix with an "N" within the pattern number to designate a non-locking unit, example (RT3SLH6415BBFN)

"M" drawers consisting of a box drawer body with a file drawer head are available by substituting any two "B" or any one "F" character within the pattern number, example (RT3SLH6415MFN). Multiple "M" drawers may be specified providing they equal the total modules available.

A 6" drawer, behind a cupboard door is available by adding the numeral 1 to the end of the pattern number, example (RT3SLH6415BBFL1)

**Note:** 6" drawer behind doors are not available within the wardrobe portion of towers. Drawers behind doors are painted black.

**Note:** Drawer behind doors list pricing is as follows: 1=\$255

#### Application Notes

Hanging rails and other accessories are not included and must be ordered separately. Hanging rails are included with 24" and 30" wide lateral drawers only. (See *Tower Accessories for pricing and order entry information*)

Half depth adjustable shelves and coat hooks may be ordered separately allowing the cupboard area of the 15", 24" and 30" wide towers to support binders as well as shorter coats. (See *Tower Accessories for pricing and order entry information*)

**Note:** Laminate/Veneer front towers are comprised of a steel case with wood laminate/veneer fronts and top.

- 15" w Side Access and Display towers include (1) lock.
- Single door towers, double door towers, 24" w and 30" w Side Access and Display towers include (2) locks. (Except full-height doors which include (1) lock)
- Front Access (only) towers with wardrobe include (3) locks. (Except full-height doors with wardrobe which include (2) locks)

#### Critical Dimensions

Dimensions under, **w**, **d** and **h** are actual to the nearest <sup>1</sup>/<sub>16</sub>"

42", 50", 57" and 64" Tower Internal Dimensions

- Box and M drawer height: 4<sup>5</sup>/<sub>16</sub>"
- Box and M drawer width: 12<sup>1</sup>/<sub>16</sub>"
- Box and M drawer depth: 18<sup>3</sup>/<sub>8</sub>"
- File drawer height: 9<sup>1</sup>/<sub>4</sub>"
- File drawer width: 12<sup>1</sup>/<sub>16</sub>"
- File drawer depth: 18<sup>3</sup>/<sub>8</sub>"

**Note:** All towers are configured from the top down with standard combinations of box and file drawers.

**Template Pull length:**  
Steel and Veneer fronts receive 2" pulls on doors and 3" pulls on drawers.  
Laminate fronts receive 5" pulls on all doors and drawers.

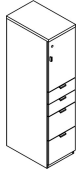
# Storage Towers Laminate and Veneer Front - Template Pull

## 15" Wide Storage Towers

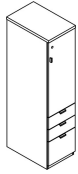
### 64" High

Series 2 Storage

description	type	w	d	h	lock	pattern no.	L1	L2	V1	V2
64" High Single Door tower with two box and two file drawers (right hand shown)	left hand	14 <sup>7</sup> / <sub>8</sub> "	23 <sup>1</sup> / <sub>2</sub> "	63 <sup>7</sup> / <sub>16</sub> "	Y	<b>BT3SLH6415BBFFL(L/V)</b>	\$2,604.	\$2,711.	\$4,191.	\$4,519.
	right hand	14 <sup>7</sup> / <sub>8</sub> "	23 <sup>1</sup> / <sub>2</sub> "	63 <sup>7</sup> / <sub>16</sub> "	Y	<b>BT3SRH6415BBFFL(L/V)</b>	2,604.	2,711.	4,191.	4,519.



64" High Single Door tower with two box and one file drawer (right hand shown)	left hand	14 <sup>7</sup> / <sub>8</sub> "	23 <sup>1</sup> / <sub>2</sub> "	63 <sup>7</sup> / <sub>16</sub> "	Y	<b>BT3SLH6415BBFL(L/V)</b>	2,442.	2,553.	3,875.	4,180.
	right hand	14 <sup>7</sup> / <sub>8</sub> "	23 <sup>1</sup> / <sub>2</sub> "	63 <sup>7</sup> / <sub>16</sub> "	Y	<b>BT3SRH6415BBFL(L/V)</b>	2,442.	2,553.	3,875.	4,180.



#### Order Code

Example:	<b>BT3SLH5715FFL-VC</b> <b>113</b>
<b>BT3</b>	Series 2 Veneer Front
<b>S</b>	Single Door
<b>LH</b>	Left Hand Access
<b>57</b>	57" High
<b>15</b>	15" Wide
<b>F</b>	File Drawer
<b>F</b>	File Drawer
<b>L</b>	Locking
<b>VC</b>	Front Finish Medium Cherry
<b>113</b>	Case Finish Dark Grey

#### Specification Information

For non-locking towers, deduct as follows from the list price for each unit: Deduct \$30 for (1) lock unit, \$60 for (2) lock unit, and \$75 for a (3) lock unit. Substitute the "L" suffix with an "N" within the pattern number to designate a non-locking unit, example (RT3SLH6415BBFN)

"M" drawers consisting of a box drawer body with a file drawer head are available by substituting any two "B" or any one "F" character within the pattern number, example (RT3SLH6415MFN). Multiple "M" drawers may be specified providing they equal the total modules available.

A 6" drawer, behind a cupboard door is available by adding the numeral 1 to the end of the pattern number, example (RT3SLH6415BBFL1)

**Note:** 6" drawer behind doors are not available within the wardrobe portion of towers. Drawers behind doors are painted black.

**Note: Drawer behind doors list pricing is as follows: 1=\$255**

#### Application Notes

Hanging rails and other accessories are not included and must be ordered separately. Hanging rails are included with 24" and 30" wide lateral drawers only. (See *Tower Accessories for pricing and order entry information*)

Half depth adjustable shelves and coat hooks may be ordered separately allowing the cupboard area of the 15", 24" and 30" wide towers to support binders as well as shorter coats. (See *Tower Accessories for pricing and order entry information*)

**Note: Laminate/Veneer front towers are comprised of a steel case with wood laminate/veneer fronts and top.**

- 15" w Side Access and Display towers include (1) lock.
- Single door towers, double door towers, 24" w and 30" w Side Access and Display towers include (2) locks. (Except full-height doors which include (1) lock)
- Front Access (only) towers with wardrobe include (3) locks. (Except full-height doors with wardrobe which include (2) locks)

#### Critical Dimensions

Dimensions under, **w**, **d** and **h** are actual to the nearest 1/16"

42", 50", 57" and 64" Tower Internal Dimensions

- Box and M drawer height: 4<sup>7</sup>/<sub>16</sub>"
- Box and M drawer width: 12<sup>1</sup>/<sub>16</sub>"
- Box and M drawer depth: 18<sup>3</sup>/<sub>8</sub>"
- File drawer height: 9<sup>1</sup>/<sub>4</sub>"
- File drawer width: 12<sup>1</sup>/<sub>16</sub>"
- File drawer depth: 18<sup>3</sup>/<sub>8</sub>"

**Note:** All towers are configured from the top down with standard combinations of box and file drawers.

**Template Pull length:**  
**Steel and Veneer fronts receive 2" pulls on doors and 3" pulls on drawers.**  
**Laminate fronts receive 5" pulls on all doors and drawers.**

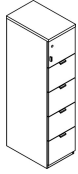
# Storage Towers Laminate and Veneer Front - Template Pull

## 15" Wide Storage Towers

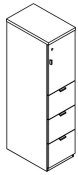
### 64" High

Series 2 Storage

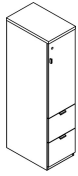
description	type	w	d	h	lock	pattern no.	L1	L2	V1	V2
64" High Single Door tower with four file drawers (right hand shown)	left hand	14 <sup>7</sup> / <sub>8</sub> "	23 <sup>1</sup> / <sub>2</sub> "	63 <sup>5</sup> / <sub>16</sub> "	Y	<b>BT3SLH6415FFFL(L/V)</b>	\$2,608.	\$2,713.	\$4,255.	\$4,587.
	right hand	14 <sup>7</sup> / <sub>8</sub> "	23 <sup>1</sup> / <sub>2</sub> "	63 <sup>5</sup> / <sub>16</sub> "	Y	<b>BT3SRH6415FFFL(L/V)</b>	2,608.	2,713.	4,255.	4,587.



64" High Single Door tower with three file drawers (right hand shown)	left hand	14 <sup>7</sup> / <sub>8</sub> "	23 <sup>1</sup> / <sub>2</sub> "	63 <sup>5</sup> / <sub>16</sub> "	Y	<b>BT3SLH6415FFFL(L/V)</b>	2,489.	2,601.	3,912.	4,220.
	right hand	14 <sup>7</sup> / <sub>8</sub> "	23 <sup>1</sup> / <sub>2</sub> "	63 <sup>5</sup> / <sub>16</sub> "	Y	<b>BT3SRH6415FFFL(L/V)</b>	2,489.	2,601.	3,912.	4,220.



64" High Single Door tower with two file drawers (right hand shown)	left hand	14 <sup>7</sup> / <sub>8</sub> "	23 <sup>1</sup> / <sub>2</sub> "	63 <sup>5</sup> / <sub>16</sub> "	Y	<b>BT3SLH6415FFFL(L/V)</b>	2,256.	2,372.	3,514.	3,791.
	right hand	14 <sup>7</sup> / <sub>8</sub> "	23 <sup>1</sup> / <sub>2</sub> "	63 <sup>5</sup> / <sub>16</sub> "	Y	<b>BT3SRH6415FFFL(L/V)</b>	2,256.	2,372.	3,514.	3,791.



#### Order Code

Example:	<b>BT3SLH5715FFFL-VC</b> <b>113</b>
<b>BT3</b>	Series 2 Veneer Front
<b>S</b>	Single Door
<b>LH</b>	Left Hand Access
<b>57</b>	57" High
<b>15</b>	15" Wide
<b>F</b>	File Drawer
<b>F</b>	File Drawer
<b>L</b>	Locking
<b>VC</b>	Front Finish Medium Cherry
<b>113</b>	Case Finish Dark Grey

#### Specification Information

For non-locking towers, deduct as follows from the list price for each unit: Deduct \$30 for (1) lock unit, \$60 for (2) lock unit, and \$75 for a (3) lock unit. Substitute the "L" suffix with an "N" within the pattern number to designate a non-locking unit, example (RT3SLH6415BBFN)

"M" drawers consisting of a box drawer body with a file drawer head are available by substituting any two "B" or any one "F" character within the pattern number, example (RT3SLH6415MFN). Multiple "M" drawers may be specified providing they equal the total modules available.

A 6" drawer, behind a cupboard door is available by adding the numeral 1 to the end of the pattern number, example (RT3SLH6415BBFL1)

**Note:** 6" drawer behind doors are not available within the wardrobe portion of towers. Drawers behind doors are painted black.

**Note:** Drawer behind doors list pricing is as follows: 1=\$255

#### Application Notes

Hanging rails and other accessories are not included and must be ordered separately. Hanging rails are included with 24" and 30" wide lateral drawers only. (See *Tower Accessories for pricing and order entry information*)

Half depth adjustable shelves and coat hooks may be ordered separately allowing the cupboard area of the 15", 24" and 30" wide towers to support binders as well as shorter coats. (See *Tower Accessories for pricing and order entry information*)

**Note:** Laminate/Veneer front towers are comprised of a steel case with wood laminate/veneer fronts and top.

- 15" w Side Access and Display towers include (1) lock.
- Single door towers, double door towers, 24" w and 30" w Side Access and Display towers include (2) locks. (Except full-height doors which include (1) lock)
- Front Access (only) towers with wardrobe include (3) locks. (Except full-height doors with wardrobe which include (2) locks)

#### Critical Dimensions

Dimensions under, **w**, **d** and **h** are actual to the nearest <sup>1</sup>/<sub>16</sub>"

42", 50", 57" and 64" Tower Internal Dimensions

- Box and M drawer height: 4<sup>5</sup>/<sub>16</sub>"
- Box and M drawer width: 12<sup>1</sup>/<sub>16</sub>"
- Box and M drawer depth: 18<sup>3</sup>/<sub>8</sub>"
- File drawer height: 9<sup>1</sup>/<sub>4</sub>"
- File drawer width: 12<sup>1</sup>/<sub>16</sub>"
- File drawer depth: 18<sup>3</sup>/<sub>8</sub>"

**Note:** All towers are configured from the top down with standard combinations of box and file drawers.

**Template Pull length:** Steel and Veneer fronts receive 2" pulls on doors and 3" pulls on drawers. Laminate fronts receive 5" pulls on all doors and drawers.

# Storage Towers Laminate and Veneer Front - Template Pull

## 24" Wide Storage Towers

### 50" High

Series 2 Storage

description	type	w	d	h	lock	pattern no.	L1	L2	V1	V2
50" High tower with two box and two file drawers and door and wardrobe (left hand shown)	left hand	23 <sup>7</sup> / <sub>8</sub> "	23 <sup>1</sup> / <sub>2</sub> "	48 <sup>3</sup> / <sub>16</sub> "	Y	<b>BT3WSLH5024BBFFL(L/V)</b>	\$2,930.	\$3,077.	\$4,827.	\$5,206.
	right hand	23 <sup>7</sup> / <sub>8</sub> "	23 <sup>1</sup> / <sub>2</sub> "	48 <sup>3</sup> / <sub>16</sub> "	Y	<b>BT3WSRH5024BBFFL(L/V)</b>	2,930.	3,077.	4,827.	5,206.



50" High Single Door tower with wide drawer (left hand shown)	left hand	23 <sup>7</sup> / <sub>8</sub> "	23 <sup>1</sup> / <sub>2</sub> "	48 <sup>3</sup> / <sub>16</sub> "	Y	<b>BT3SLH5024WL(L/V)</b>	2,226.	2,390.	3,029.	3,267.
	right hand	23 <sup>7</sup> / <sub>8</sub> "	23 <sup>1</sup> / <sub>2</sub> "	48 <sup>3</sup> / <sub>16</sub> "	Y	<b>BT3SRH5024WL(L/V)</b>	2,226.	2,390.	3,029.	3,267.



#### Order Code

Example:	<b>BT3SLH5724FFL-VC</b> <b>113</b>
<b>BT3</b>	Series 2 Veneer Front
<b>S</b>	Single Door
<b>LH</b>	Left Hand Access
<b>57</b>	57" High
<b>24</b>	24" Wide
<b>F</b>	File Drawer
<b>F</b>	File Drawer
<b>L</b>	Locking
<b>VC</b>	Front Finish Medium Cherry
<b>113</b>	Case Finish Dark Grey

#### Specification Information

For non-locking towers, deduct as follows from the list price for each unit: Deduct \$30 for (1) lock unit, \$60 for (2) lock unit, and \$75 for a (3) lock unit. Substitute the "L" suffix with an "N" within the pattern number to designate a non-locking unit, example (RT3SLH6424BBFN)

"M" drawers consisting of a box drawer body with a file drawer head are available by substituting any two "B" or any one "F" character within the pattern number, example (RT3SLH6424MFN). Multiple "M" drawers may be specified providing they equal the total modules available.

A 6" drawer, behind a cupboard door is available by adding the numeral 1 to the end of the pattern number, example (RT3SLH6424BBFL1)

**Note:** 6" drawer behind doors are not available within the wardrobe portion of towers. Drawers behind doors are painted black.

**Note: Drawer behind doors list pricing is as follows: 1=\$255**

#### Application Notes

Hanging rails and other accessories are not included and must be ordered separately. Hanging rails are included with 24" and 30" wide lateral drawers only. (See *Tower Accessories for pricing and order entry information*)

Half depth adjustable shelves and coat hooks may be ordered separately allowing the cupboard area of the 15", 24" and 30" wide towers to support binders as well as shorter coats. (See *Tower Accessories for pricing and order entry information*)

**Note: Laminate/Veneer front towers are comprised of a steel case with wood laminate/veneer fronts and top.**

- 15" w Side Access and Display towers include (1) lock.
- Single door towers, double door towers, 24" w and 30" w Side Access and Display towers include (2) locks. (Except full-height doors which include (1) lock)
- Front Access (only) towers with wardrobe include (3) locks. (Except full-height doors with wardrobe which include (2) locks)

#### Critical Dimensions

Dimensions under, **w**, **d** and **h** are actual to the nearest <sup>1</sup>/<sub>16</sub>"

42", 50", 57" and 64" Tower Internal Dimensions

- Box and M drawer height: 4<sup>5</sup>/<sub>16</sub>"
- Box and M drawer width: 12<sup>1</sup>/<sub>16</sub>"
- Box and M drawer depth: 18<sup>3</sup>/<sub>8</sub>"
- File drawer height: 9<sup>1</sup>/<sub>4</sub>"
- File drawer width: 12<sup>1</sup>/<sub>16</sub>"
- File drawer depth: 18<sup>3</sup>/<sub>8</sub>"
- Wide drawer height: 9<sup>3</sup>/<sub>16</sub>"
- Wide drawer width: 20<sup>3</sup>/<sub>4</sub>"
- Wide drawer depth: 22<sup>7</sup>/<sub>8</sub>"

**Note:** All towers are configured from the top down with standard combinations of box and file drawers.

**Template Pull length: Steel and Veneer fronts receive 2" pulls on doors and 3" pulls on drawers.**

**Laminate fronts receive 5" pulls on all doors and drawers.**

# Storage Towers Laminate and Veneer Front - Template Pull

## 24" Wide Storage Towers

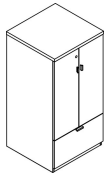
### 50" High

Series 2 Storage

description	type	w	d	h	lock	pattern no.	L1	L2	V1	V2
50" High Single Door tower with two wide drawers (left hand shown)	left hand	23 7/8"	23 1/2"	48 5/16"	Y	<b>BT3SLH5024WWL(L/V)</b>	\$2,580.	\$2,726.	\$3,729.	\$4,020.
	right hand	23 7/8"	23 1/2"	48 5/16"	Y	<b>BT3SRH5024WWL(L/V)</b>	2,580.	2,726.	3,729.	4,020.

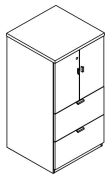


50" High Double Door tower with one wide drawer		23 7/8"	23 1/2"	48 5/16"	Y	<b>BT3D5024WL(L/V)</b>	2,469.	2,625.	3,869.	4,176.
-------------------------------------------------	--	---------	---------	----------	---	------------------------	--------	--------	--------	--------



24" and 30" wide double door cabinets may be ordered with a grommet option located in the back of the case by adding a "G" between the 4th and 5th character of the pattern number, example (BT3DG6424WLV). Add \$100 for this option. **Note**, by adding a "G" option, the cabinet will also receive AV hinged doors.

50" High Double Door tower with two wide drawers		23 7/8"	23 1/2"	48 5/16"	Y	<b>BT3D5024WWL(L/V)</b>	2,749.	2,895.	4,448.	4,796.
--------------------------------------------------	--	---------	---------	----------	---	-------------------------	--------	--------	--------	--------



24" and 30" wide double door cabinets may be ordered with a grommet option located in the back of the case by adding a "G" between the 4th and 5th character of the pattern number, example (BT3DG6424WLV). Add \$100 for this option. **Note**, by adding a "G" option, the cabinet will also receive AV hinged doors.

#### Order Code

Example:	<b>BT3SLH5724FFL-VC 113</b>
<b>BT3</b>	Series 2 Veneer Front
<b>S</b>	Single Door
<b>LH</b>	Left Hand Access
<b>57</b>	57" High
<b>24</b>	24" Wide
<b>F</b>	File Drawer
<b>F</b>	File Drawer
<b>L</b>	Locking
<b>VC</b>	Front Finish Medium Cherry
<b>113</b>	Case Finish Dark Grey

#### Specification Information

For non-locking towers, deduct as follows from the list price for each unit: Deduct \$30 for (1) lock unit, \$60 for (2) lock unit, and \$75 for a (3) lock unit. Substitute the "L" suffix with an "N" within the pattern number to designate a non-locking unit, example (RT3SLH6424BBFN)

#### Application Notes

Hanging rails and other accessories are not included and must be ordered separately. Hanging rails are included with 24" and 30" wide lateral drawers only. (See *Tower Accessories for pricing and order entry information*)

Half depth adjustable shelves and coat hooks may be ordered separately allowing the cupboard area of the 15", 24" and 30" wide towers to support binders as well as shorter coats. (See *Tower Accessories for pricing and order entry information*)

**Note: Laminate/Veneer front towers are comprised of a steel case with wood laminate/veneer fronts and top.**

- 15" w Side Access and Display towers include (1) lock.
- Single door towers, double door towers, 24" w and 30" w Side Access and Display towers include (2) locks. (Except full-height doors which include (1) lock)
- Front Access (only) towers with wardrobe include (3) locks. (Except full-height doors with wardrobe which include (2) locks)

#### Critical Dimensions

Dimensions under, **w**, **d** and **h** are actual to the nearest 1/16"

42", 50", 57" and 64" Tower Internal Dimensions

- Box and M drawer height: 4 5/16"
- Box and M drawer width: 12 1/16"
- Box and M drawer depth: 18 3/8"
- File drawer height: 9 1/4"
- File drawer width: 12 1/16"
- File drawer depth: 18 3/8"
- Wide drawer height: 9 7/16"
- Wide drawer width: 20 3/4"
- Wide drawer depth: 22 7/8"

**Note:** All towers are configured from the top down with standard combinations of box and file drawers.

**Template Pull length: Steel and Veneer fronts receive 2" pulls on doors and 3" pulls on drawers.**

**Laminate fronts receive 5" pulls on all doors and drawers.**

"M" drawers consisting of a box drawer body with a file drawer head are available by substituting any two "B" or any one "F" character within the pattern number, example (RT3SLH6424MFN). Multiple "M" drawers may be specified providing they equal the total modules available.

A 6" drawer, behind a cupboard door is available by adding the numeral 1 to the end of the pattern number, example (RT3SLH6424BBFL1)

**Note:** 6" drawer behind doors are not available within the wardrobe portion of towers. Drawers behind doors are painted black.

**Note: Drawer behind doors list pricing is as follows: 1=\$255**



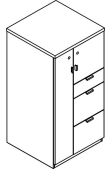
# Storage Towers Laminate and Veneer Front - Template Pull

## 24" Wide Storage Towers

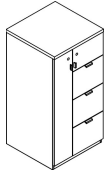
### 50" High

Series 2 Storage

description	type	w	d	h	lock	pattern no.	L1	L2	V1	V2
50" High tower with one box and two file drawers and door and wardrobe (left hand shown)	left hand	23 <sup>7</sup> / <sub>8</sub> "	23 <sup>1</sup> / <sub>2</sub> "	48 <sup>3</sup> / <sub>16</sub> "	Y	<b>BT3WSLH5024BFFL(L/V)</b>	\$2,688.	\$2,839.	\$4,393.	\$4,738.
	right hand	23 <sup>7</sup> / <sub>8</sub> "	23 <sup>1</sup> / <sub>2</sub> "	48 <sup>3</sup> / <sub>16</sub> "	Y	<b>BT3WSRH5024BFFL(L/V)</b>	2,688.	2,839.	4,393.	4,738.



50" High tower with three file drawers and door and wardrobe (left hand shown)	left hand	23 <sup>7</sup> / <sub>8</sub> "	23 <sup>1</sup> / <sub>2</sub> "	48 <sup>3</sup> / <sub>16</sub> "	Y	<b>BT3WSLH5024FFFL(L/V)</b>	2,685.	2,837.	4,418.	4,766.
	right hand	23 <sup>7</sup> / <sub>8</sub> "	23 <sup>1</sup> / <sub>2</sub> "	48 <sup>3</sup> / <sub>16</sub> "	Y	<b>BT3WSRH5024FFFL(L/V)</b>	2,685.	2,837.	4,418.	4,766.



#### Order Code

Example:	<b>BT3SLH5724FFL-VC</b> <b>113</b>
<b>BT3</b>	Series 2 Veneer Front
<b>S</b>	Single Door
<b>LH</b>	Left Hand Access
<b>57</b>	57" High
<b>24</b>	24" Wide
<b>F</b>	File Drawer
<b>F</b>	File Drawer
<b>L</b>	Locking
<b>VC</b>	Front Finish Medium Cherry
<b>113</b>	Case Finish Dark Grey

#### Specification Information

For non-locking towers, deduct as follows from the list price for each unit: Deduct \$30 for (1) lock unit, \$60 for (2) lock unit, and \$75 for a (3) lock unit. Substitute the "L" suffix with an "N" within the pattern number to designate a non-locking unit, example (RT3SLH6424BBFN)

"M" drawers consisting of a box drawer body with a file drawer head are available by substituting any two "B" or any one "F" character within the pattern number, example (RT3SLH6424MFN). Multiple "M" drawers may be specified providing they equal the total modules available.

A 6" drawer, behind a cupboard door is available by adding the numeral 1 to the end of the pattern number, example (RT3SLH6424BBFL1)

**Note:** 6" drawer behind doors are not available within the wardrobe portion of towers. Drawers behind doors are painted black.

**Note: Drawer behind doors list pricing is as follows: 1=\$255**

#### Application Notes

Hanging rails and other accessories are not included and must be ordered separately. Hanging rails are included with 24" and 30" wide lateral drawers only. (See *Tower Accessories for pricing and order entry information*)

Half depth adjustable shelves and coat hooks may be ordered separately allowing the cupboard area of the 15", 24" and 30" wide towers to support binders as well as shorter coats. (See *Tower Accessories for pricing and order entry information*)

**Note: Laminate/Veneer front towers are comprised of a steel case with wood laminate/veneer fronts and top.**

- 15" w Side Access and Display towers include (1) lock.
- Single door towers, double door towers, 24" w and 30" w Side Access and Display towers include (2) locks. (Except full-height doors which include (1) lock)
- Front Access (only) towers with wardrobe include (3) locks. (Except full-height doors with wardrobe which include (2) locks)

#### Critical Dimensions

Dimensions under, **w**, **d** and **h** are actual to the nearest <sup>1</sup>/<sub>16</sub>"

42", 50", 57" and 64" Tower Internal Dimensions

- Box and M drawer height: 4<sup>5</sup>/<sub>16</sub>"
- Box and M drawer width: 12<sup>1</sup>/<sub>16</sub>"
- Box and M drawer depth: 18<sup>3</sup>/<sub>8</sub>"
- File drawer height: 9<sup>1</sup>/<sub>4</sub>"
- File drawer width: 12<sup>1</sup>/<sub>16</sub>"
- File drawer depth: 18<sup>3</sup>/<sub>8</sub>"
- Wide drawer height: 9<sup>7</sup>/<sub>16</sub>"
- Wide drawer width: 20<sup>3</sup>/<sub>4</sub>"
- Wide drawer depth: 22<sup>7</sup>/<sub>8</sub>"

**Note:** All towers are configured from the top down with standard combinations of box and file drawers.

**Template Pull length: Steel and Veneer fronts receive 2" pulls on doors and 3" pulls on drawers.**

**Laminate fronts receive 5" pulls on all doors and drawers.**

# Storage Towers Laminate and Veneer Front - Template Pull

## 24" Wide Storage Towers

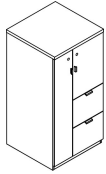
### 50" High

Series 2 Storage

description	type	w	d	h	lock	pattern no.	L1	L2	V1	V2
50" High tower with two box and one file drawer and door and wardrobe (left hand shown)	left hand	23 <sup>7</sup> / <sub>8</sub> "	23 <sup>1</sup> / <sub>2</sub> "	48 <sup>5</sup> / <sub>16</sub> "	Y	<b>BT3WSLH5024BBFL(L/V)</b>	\$2,707.	\$2,859.	\$4,518.	\$4,869.
	right hand	23 <sup>7</sup> / <sub>8</sub> "	23 <sup>1</sup> / <sub>2</sub> "	48 <sup>5</sup> / <sub>16</sub> "	Y	<b>BT3WSRH5024BBFL(L/V)</b>	2,707.	2,859.	4,518.	4,869.



50" High tower with two file drawers and door and wardrobe (left hand shown)	left hand	23 <sup>7</sup> / <sub>8</sub> "	23 <sup>1</sup> / <sub>2</sub> "	48 <sup>5</sup> / <sub>16</sub> "	Y	<b>BT3WSLH5024FFL(L/V)</b>	2,552.	2,710.	3,734.	4,022.
	right hand	23 <sup>7</sup> / <sub>8</sub> "	23 <sup>1</sup> / <sub>2</sub> "	48 <sup>5</sup> / <sub>16</sub> "	Y	<b>BT3WSRH5024FFL(L/V)</b>	2,552.	2,710.	3,734.	4,022.



Series 2 Laminate and Veneer Front Storage

#### Order Code

Example:	<b>BT3SLH5724FFL-VC 113</b>
<b>BT3</b>	Series 2 Veneer Front
<b>S</b>	Single Door
<b>LH</b>	Left Hand Access
<b>57</b>	57" High
<b>24</b>	24" Wide
<b>F</b>	File Drawer
<b>F</b>	File Drawer
<b>L</b>	Locking
<b>VC</b>	Front Finish Medium Cherry
<b>113</b>	Case Finish Dark Grey

#### Specification Information

For non-locking towers, deduct as follows from the list price for each unit: Deduct \$30 for (1) lock unit, \$60 for (2) lock unit, and \$75 for a (3) lock unit. Substitute the "L" suffix with an "N" within the pattern number to designate a non-locking unit, example (RT3SLH6424BBFN)

"M" drawers consisting of a box drawer body with a file drawer head are available by substituting any two "B" or any one "F" character within the pattern number, example (RT3SLH6424MFN). Multiple "M" drawers may be specified providing they equal the total modules available.

A 6" drawer, behind a cupboard door is available by adding the numeral 1 to the end of the pattern number, example (RT3SLH6424BBFL1)

**Note:** 6" drawer behind doors are not available within the wardrobe portion of towers. Drawers behind doors are painted black.

**Note: Drawer behind doors list pricing is as follows: 1=\$255**

#### Application Notes

Hanging rails and other accessories are not included and must be ordered separately. Hanging rails are included with 24" and 30" wide lateral drawers only. (See *Tower Accessories for pricing and order entry information*)

Half depth adjustable shelves and coat hooks may be ordered separately allowing the cupboard area of the 15", 24" and 30" wide towers to support binders as well as shorter coats. (See *Tower Accessories for pricing and order entry information*)

**Note: Laminate/Veneer front towers are comprised of a steel case with wood laminate/veneer fronts and top.**

- 15" w Side Access and Display towers include (1) lock.
- Single door towers, double door towers, 24" w and 30" w Side Access and Display towers include (2) locks. (Except full-height doors which include (1) lock)
- Front Access (only) towers with wardrobe include (3) locks. (Except full-height doors with wardrobe which include (2) locks)

#### Critical Dimensions

Dimensions under, **w**, **d** and **h** are actual to the nearest <sup>1</sup>/<sub>16</sub>"

42", 50", 57" and 64" Tower Internal Dimensions

- Box and M drawer height: 4<sup>5</sup>/<sub>16</sub>"
- Box and M drawer width: 12<sup>1</sup>/<sub>16</sub>"
- Box and M drawer depth: 18<sup>3</sup>/<sub>8</sub>"
- File drawer height: 9<sup>1</sup>/<sub>4</sub>"
- File drawer width: 12<sup>1</sup>/<sub>16</sub>"
- File drawer depth: 18<sup>3</sup>/<sub>8</sub>"
- Wide drawer height: 9<sup>7</sup>/<sub>16</sub>"
- Wide drawer width: 20<sup>3</sup>/<sub>4</sub>"
- Wide drawer depth: 22<sup>7</sup>/<sub>8</sub>"

**Note:** All towers are configured from the top down with standard combinations of box and file drawers.

**Template Pull length: Steel and Veneer fronts receive 2" pulls on doors and 3" pulls on drawers.**

**Laminate fronts receive 5" pulls on all doors and drawers.**

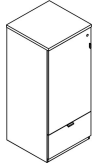
# Storage Towers Laminate and Veneer Front - Template Pull

## 24" Wide Storage Towers

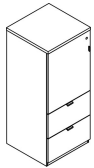
### 57" High

Series 2 Storage

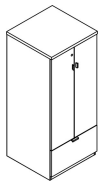
description	type	w	d	h	lock	pattern no.	L1	L2	V1	V2
57" High Single Door tower with wide drawer (left hand shown)	left hand	23 7/8"	23 1/2"	56 3/16"	Y	<b>BT3SLH5724WL(L/V)</b>	\$2,351.	\$2,546.	\$3,128.	\$3,372.
	right hand	23 7/8"	23 1/2"	56 3/16"	Y	<b>BT3SRH5724WL(L/V)</b>	2,351.	2,546.	3,128.	3,372.



57" High Single Door tower with two wide drawers (left hand shown)	left hand	23 7/8"	23 1/2"	56 3/16"	Y	<b>BT3SLH5724WWL(L/V)</b>	2,679.	2,863.	3,780.	4,077.
	right hand	23 7/8"	23 1/2"	56 3/16"	Y	<b>BT3SRH5724WWL(L/V)</b>	2,679.	2,863.	3,780.	4,077.



57" High Double Door tower with one wide drawer		23 7/8"	23 1/2"	56 3/16"	Y	<b>BT3D5724WL(L/V)</b>	2,526.	2,683.	3,950.	4,260.
-------------------------------------------------	--	---------	---------	----------	---	------------------------	--------	--------	--------	--------



24" and 30" wide double door cabinets may be ordered with a grommet option located in the back of the case by adding a "G" between the 4th and 5th character of the pattern number, example (BT3D**G**6424WL). Add \$100 for this option. **Note**, by adding a "G" option, the cabinet will also receive AV hinged doors.

#### Order Code

Example:	<b>BT3SLH5724FFL-VC</b> <b>113</b>
<b>BT3</b>	Series 2 Veneer Front
<b>S</b>	Single Door
<b>LH</b>	Left Hand Access
<b>57</b>	57" High
<b>24</b>	24" Wide
<b>F</b>	File Drawer
<b>F</b>	File Drawer
<b>L</b>	Locking
<b>VC</b>	Front Finish Medium Cherry
<b>113</b>	Case Finish Dark Grey

#### Specification Information

For non-locking towers, deduct as follows from the list price for each unit: Deduct \$30 for (1) lock unit, \$60 for (2) lock unit, and \$75 for a (3) lock unit. Substitute the "L" suffix with an "N" within the pattern number to designate a non-locking unit, example (RT3SLH6424BBFN)

"M" drawers consisting of a box drawer body with a file drawer head are available by substituting any two "B" or any one "F" character within the pattern number, example (RT3SLH6424MFN). Multiple "M" drawers may be specified providing they equal the total modules available.

A 6" drawer, behind a cupboard door is available by adding the numeral 1 to the end of the pattern number, example (RT3SLH6424BBF1)

**Note:** 6" drawer behind doors are not available within the wardrobe portion of towers. Drawers behind doors are painted black.

**Note: Drawer behind doors list pricing is as follows: 1=\$255**

#### Application Notes

Hanging rails and other accessories are not included and must be ordered separately. Hanging rails are included with 24" and 30" wide lateral drawers only. (See *Tower Accessories for pricing and order entry information*)

Half depth adjustable shelves and coat hooks may be ordered separately allowing the cupboard area of the 15", 24" and 30" wide towers to support binders as well as shorter coats. (See *Tower Accessories for pricing and order entry information*)

**Note: Laminate/Veneer front towers are comprised of a steel case with wood laminate/veneer fronts and top.**

- 15" w Side Access and Display towers include (1) lock.
- Single door towers, double door towers, 24" w and 30" w Side Access and Display towers include (2) locks. (Except full-height doors which include (1) lock)
- Front Access (only) towers with wardrobe include (3) locks. (Except full-height doors with wardrobe which include (2) locks)

#### Critical Dimensions

Dimensions under, **w**, **d** and **h** are actual to the nearest 1/16"

42", 50", 57" and 64" Tower Internal Dimensions

- Box and M drawer height: 4 5/16"
- Box and M drawer width: 12 1/16"
- Box and M drawer depth: 18 3/8"
- File drawer height: 9 1/4"
- File drawer width: 12 1/16"
- File drawer depth: 18 3/8"
- Wide drawer height: 9 7/16"
- Wide drawer width: 20 3/4"
- Wide drawer depth: 22 7/8"

**Note:** All towers are configured from the top down with standard combinations of box and file drawers.

**Template Pull length: Steel and Veneer fronts receive 2" pulls on doors and 3" pulls on drawers.**

**Laminate fronts receive 5" pulls on all doors and drawers.**

# Storage Towers Laminate and Veneer Front - Template Pull

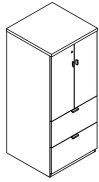
## 24" Wide Storage Towers

### 57" High

Series 2 Storage

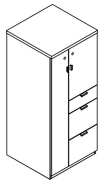
description	type	w	d	h	lock	pattern no.	L1	L2	V1	V2
-------------	------	---	---	---	------	-------------	----	----	----	----

57" High Double Door tower with two wide drawers



24" and 30" wide double door cabinets may be ordered with a grommet option located in the back of the case by adding a "G" between the 4th and 5th character of the pattern number, example (BT3D**G**6424WLV). Add \$100 for this option. **Note**, by adding a "G" option, the cabinet will also receive AV hinged doors.

57" High tower with one box and two file drawers and door and wardrobe (left hand shown)



left hand	23 <sup>7</sup> / <sub>8</sub> "	23 <sup>1</sup> / <sub>2</sub> "	56 <sup>3</sup> / <sub>16</sub> "	Y	<b>BT3WSLH5724BFFL(LV)</b>	2,841.	3,013.	4,528.	4,886.
right hand	23 <sup>7</sup> / <sub>8</sub> "	23 <sup>1</sup> / <sub>2</sub> "	56 <sup>3</sup> / <sub>16</sub> "	Y	<b>BT3WSRH5724BFFL(LV)</b>	2,841.	3,013.	4,528.	4,886.

Series 2 Laminate and Veneer Front Storage

#### Order Code

Example:	<b>BT3SLH5724FFL-VC</b> <b>113</b>
<b>BT3</b>	Series 2 Veneer Front
<b>S</b>	Single Door
<b>LH</b>	Left Hand Access
<b>57</b>	57" High
<b>24</b>	24" Wide
<b>F</b>	File Drawer
<b>F</b>	File Drawer
<b>L</b>	Locking
<b>VC</b>	Front Finish Medium Cherry
<b>113</b>	Case Finish Dark Grey

#### Specification Information

For non-locking towers, deduct as follows from the list price for each unit: Deduct \$30 for (1) lock unit, \$60 for (2) lock unit, and \$75 for a (3) lock unit. Substitute the "L" suffix with an "N" within the pattern number to designate a non-locking unit, example (RT3SLH6424BBFN)

#### Application Notes

Hanging rails and other accessories are not included and must be ordered separately. Hanging rails are included with 24" and 30" wide lateral drawers only. (See *Tower Accessories for pricing and order entry information*)

Half depth adjustable shelves and coat hooks may be ordered separately allowing the cupboard area of the 15", 24" and 30" wide towers to support binders as well as shorter coats. (See *Tower Accessories for pricing and order entry information*)

**Note: Laminate/Veneer front towers are comprised of a steel case with wood laminate/veneer fronts and top.**

- 15" w Side Access and Display towers include (1) lock.
- Single door towers, double door towers, 24" w and 30" w Side Access and Display towers include (2) locks. (Except full-height doors which include (1) lock)
- Front Access (only) towers with wardrobe include (3) locks. (Except full-height doors with wardrobe which include (2) locks)

#### Critical Dimensions

Dimensions under, **w**, **d** and **h** are actual to the nearest <sup>1</sup>/<sub>16</sub>"

42", 50", 57" and 64" Tower Internal Dimensions

- Box and M drawer height: 4<sup>5</sup>/<sub>16</sub>"
- Box and M drawer width: 12<sup>1</sup>/<sub>16</sub>"
- Box and M drawer depth: 18<sup>3</sup>/<sub>8</sub>"
- File drawer height: 9<sup>1</sup>/<sub>4</sub>"
- File drawer width: 12<sup>1</sup>/<sub>16</sub>"
- File drawer depth: 18<sup>3</sup>/<sub>8</sub>"
- Wide drawer height: 9<sup>7</sup>/<sub>16</sub>"
- Wide drawer width: 20<sup>3</sup>/<sub>4</sub>"
- Wide drawer depth: 22<sup>7</sup>/<sub>8</sub>"

**Note:** All towers are configured from the top down with standard combinations of box and file drawers.

**Template Pull length: Steel and Veneer fronts receive 2" pulls on doors and 3" pulls on drawers.**

**Laminate fronts receive 5" pulls on all doors and drawers.**

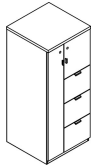
# Storage Towers Laminate and Veneer Front - Template Pull

## 24" Wide Storage Towers

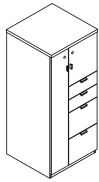
### 57" High

Series 2 Storage

description	type	w	d	h	lock	pattern no.	L1	L2	V1	V2
57" High tower with three file drawers and door and wardrobe (left hand shown)	left hand	23 <sup>7</sup> / <sub>8</sub> "	23 <sup>1</sup> / <sub>2</sub> "	56 <sup>3</sup> / <sub>16</sub> "	Y	<b>BT3WSLH5724FFFL(L/V)</b>	\$2,838.	\$3,010.	\$4,526.	\$4,880.
	right hand	23 <sup>7</sup> / <sub>8</sub> "	23 <sup>1</sup> / <sub>2</sub> "	56 <sup>3</sup> / <sub>16</sub> "	Y	<b>BT3WSRH5724FFFL(L/V)</b>	2,838.	3,010.	4,526.	4,880.



57" High tower with two box and two file drawers and door and wardrobe (left hand shown)	left hand	23 <sup>7</sup> / <sub>8</sub> "	23 <sup>1</sup> / <sub>2</sub> "	56 <sup>3</sup> / <sub>16</sub> "	Y	<b>BT3WSLH5724BBFFL(L/V)</b>	3,042.	3,212.	4,930.	5,318.
	right hand	23 <sup>7</sup> / <sub>8</sub> "	23 <sup>1</sup> / <sub>2</sub> "	56 <sup>3</sup> / <sub>16</sub> "	Y	<b>BT3WSRH5724BBFFL(L/V)</b>	3,042.	3,212.	4,930.	5,318.



#### Order Code

Example:	<b>BT3SLH5724FFL-VC</b> <b>113</b>
<b>BT3</b>	Series 2 Veneer Front
<b>S</b>	Single Door
<b>LH</b>	Left Hand Access
<b>57</b>	57" High
<b>24</b>	24" Wide
<b>F</b>	File Drawer
<b>F</b>	File Drawer
<b>L</b>	Locking
<b>VC</b>	Front Finish Medium Cherry
<b>113</b>	Case Finish Dark Grey

#### Specification Information

For non-locking towers, deduct as follows from the list price for each unit: Deduct \$30 for (1) lock unit, \$60 for (2) lock unit, and \$75 for a (3) lock unit. Substitute the "L" suffix with an "N" within the pattern number to designate a non-locking unit, example (RT3SLH6424BBFN)

"M" drawers consisting of a box drawer body with a file drawer head are available by substituting any two "B" or any one "F" character within the pattern number, example (RT3SLH6424MFN). Multiple "M" drawers may be specified providing they equal the total modules available.

A 6" drawer, behind a cupboard door is available by adding the numeral 1 to the end of the pattern number, example (RT3SLH6424BBFL1)

**Note:** 6" drawer behind doors are not available within the wardrobe portion of towers. Drawers behind doors are painted black.

**Note: Drawer behind doors list pricing is as follows: 1=\$255**

#### Application Notes

Hanging rails and other accessories are not included and must be ordered separately. Hanging rails are included with 24" and 30" wide lateral drawers only. (See *Tower Accessories for pricing and order entry information*)

Half depth adjustable shelves and coat hooks may be ordered separately allowing the cupboard area of the 15", 24" and 30" wide towers to support binders as well as shorter coats. (See *Tower Accessories for pricing and order entry information*)

**Note: Laminate/Veneer front towers are comprised of a steel case with wood laminate/veneer fronts and top.**

- 15" w Side Access and Display towers include (1) lock.
- Single door towers, double door towers, 24" w and 30" w Side Access and Display towers include (2) locks. (Except full-height doors which include (1) lock)
- Front Access (only) towers with wardrobe include (3) locks. (Except full-height doors with wardrobe which include (2) locks)

#### Critical Dimensions

Dimensions under, **w**, **d** and **h** are actual to the nearest <sup>1</sup>/<sub>16</sub>"

42", 50", 57" and 64" Tower Internal Dimensions

- Box and M drawer height: 4<sup>5</sup>/<sub>16</sub>"
- Box and M drawer width: 12<sup>1</sup>/<sub>16</sub>"
- Box and M drawer depth: 18<sup>3</sup>/<sub>8</sub>"
- File drawer height: 9<sup>1</sup>/<sub>4</sub>"
- File drawer width: 12<sup>1</sup>/<sub>16</sub>"
- File drawer depth: 18<sup>3</sup>/<sub>8</sub>"
- Wide drawer height: 9<sup>7</sup>/<sub>16</sub>"
- Wide drawer width: 20<sup>3</sup>/<sub>4</sub>"
- Wide drawer depth: 22<sup>7</sup>/<sub>8</sub>"

**Note:** All towers are configured from the top down with standard combinations of box and file drawers.

**Template Pull length: Steel and Veneer fronts receive 2" pulls on doors and 3" pulls on drawers.**

**Laminate fronts receive 5" pulls on all doors and drawers.**

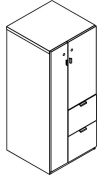
# Storage Towers Laminate and Veneer Front - Template Pull

## 24" Wide Storage Towers

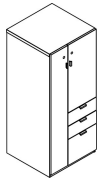
### 57" High

Series 2 Storage

description	type	w	d	h	lock	pattern no.	L1	L2	V1	V2
57" High tower with two file drawers and door and wardrobe (left hand shown)	left hand	23 <sup>7</sup> / <sub>8</sub> "	23 <sup>1</sup> / <sub>2</sub> "	56 <sup>3</sup> / <sub>16</sub> "	Y	<b>BT3WSLH5724FFL(L/V)</b>	\$2,665.	\$2,846.	\$3,854.	\$4,150.
	right hand	23 <sup>7</sup> / <sub>8</sub> "	23 <sup>1</sup> / <sub>2</sub> "	56 <sup>3</sup> / <sub>16</sub> "	Y	<b>BT3WSRH5724FFL(L/V)</b>	2,665.	2,846.	3,854.	4,150.



57" High tower with two box and one file drawer and door and wardrobe (left hand shown)	left hand	23 <sup>7</sup> / <sub>8</sub> "	23 <sup>1</sup> / <sub>2</sub> "	56 <sup>3</sup> / <sub>16</sub> "	Y	<b>BT3WSLH5724BBFL(L/V)</b>	2,820.	2,997.	4,538.	4,891.
	right hand	23 <sup>7</sup> / <sub>8</sub> "	23 <sup>1</sup> / <sub>2</sub> "	56 <sup>3</sup> / <sub>16</sub> "	Y	<b>BT3WSRH5724BBFL(L/V)</b>	2,820.	2,997.	4,538.	4,891.



Series 2 Laminate and Veneer Front Storage

#### Order Code

Example:	<b>BT3SLH5724FFL-VC 113</b>
<b>BT3</b>	Series 2 Veneer Front
<b>S</b>	Single Door
<b>LH</b>	Left Hand Access
<b>57</b>	57" High
<b>24</b>	24" Wide
<b>F</b>	File Drawer
<b>F</b>	File Drawer
<b>L</b>	Locking
<b>VC</b>	Front Finish Medium Cherry
<b>113</b>	Case Finish Dark Grey

#### Specification Information

For non-locking towers, deduct as follows from the list price for each unit: Deduct \$30 for (1) lock unit, \$60 for (2) lock unit, and \$75 for a (3) lock unit. Substitute the "L" suffix with an "N" within the pattern number to designate a non-locking unit, example (RT3SLH6424BBFN)

"M" drawers consisting of a box drawer body with a file drawer head are available by substituting any two "B" or any one "F" character within the pattern number, example (RT3SLH6424MFN). Multiple "M" drawers may be specified providing they equal the total modules available.

A 6" drawer, behind a cupboard door is available by adding the numeral 1 to the end of the pattern number, example (RT3SLH6424BBFL1)

**Note:** 6" drawer behind doors are not available within the wardrobe portion of towers. Drawers behind doors are painted black.

**Note:** Drawer behind doors list pricing is as follows: 1=\$255

#### Application Notes

Hanging rails and other accessories are not included and must be ordered separately. Hanging rails are included with 24" and 30" wide lateral drawers only. (See *Tower Accessories for pricing and order entry information*)

Half depth adjustable shelves and coat hooks may be ordered separately allowing the cupboard area of the 15", 24" and 30" wide towers to support binders as well as shorter coats. (See *Tower Accessories for pricing and order entry information*)

**Note:** Laminate/Veneer front towers are comprised of a steel case with wood laminate/veneer fronts and top.

- 15" w Side Access and Display towers include (1) lock.
- Single door towers, double door towers, 24" w and 30" w Side Access and Display towers include (2) locks. (Except full-height doors which include (1) lock)
- Front Access (only) towers with wardrobe include (3) locks. (Except full-height doors with wardrobe which include (2) locks)

#### Critical Dimensions

Dimensions under, **w**, **d** and **h** are actual to the nearest <sup>1</sup>/<sub>16</sub>"

42", 50", 57" and 64" Tower Internal Dimensions

- Box and M drawer height: 4<sup>5</sup>/<sub>16</sub>"
- Box and M drawer width: 12<sup>1</sup>/<sub>16</sub>"
- Box and M drawer depth: 18<sup>3</sup>/<sub>8</sub>"
- File drawer height: 9<sup>1</sup>/<sub>4</sub>"
- File drawer width: 12<sup>1</sup>/<sub>16</sub>"
- File drawer depth: 18<sup>3</sup>/<sub>8</sub>"
- Wide drawer height: 9<sup>7</sup>/<sub>16</sub>"
- Wide drawer width: 20<sup>3</sup>/<sub>4</sub>"
- Wide drawer depth: 22<sup>7</sup>/<sub>8</sub>"

**Note:** All towers are configured from the top down with standard combinations of box and file drawers.

**Template Pull length:** Steel and Veneer fronts receive 2" pulls on doors and 3" pulls on drawers.

**Laminate fronts receive 5" pulls on all doors and drawers.**

# Storage Towers Laminate and Veneer Front - Template Pull

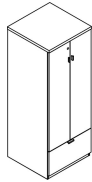
## 24" Wide Storage Towers

### 64" High

Series 2 Storage

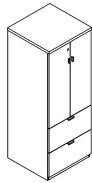
description	type	w	d	h	lock	pattern no.	L1	L2	V1	V2
-------------	------	---	---	---	------	-------------	----	----	----	----

64" High Double Door tower with one wide drawer		23 7/8"	23 1/2"	63 5/16"	Y	<b>BT3D6424WL(L/V)</b>	\$2,556.	\$2,751.	\$4,025.	\$4,342.
-------------------------------------------------	--	---------	---------	----------	---	------------------------	----------	----------	----------	----------



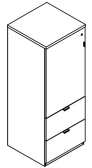
24" and 30" wide double door cabinets may be ordered with a grommet option located in the back of the case by adding a "G" between the 4th and 5th character of the pattern number, example (BT3DG6424WLV). Add \$100 for this option. **Note**, by adding a "G" option, the cabinet will also receive AV hinged doors.

64" High Double Door tower with two wide drawers		23 7/8"	23 1/2"	63 5/16"	Y	<b>BT3D6424WWL(L/V)</b>	2,882.	3,058.	4,774.	5,151.
--------------------------------------------------	--	---------	---------	----------	---	-------------------------	--------	--------	--------	--------



24" and 30" wide double door cabinets may be ordered with a grommet option located in the back of the case by adding a "G" between the 4th and 5th character of the pattern number, example (BT3DG6424WLV). Add \$100 for this option. **Note**, by adding a "G" option, the cabinet will also receive AV hinged doors.

64" High Single Door tower with two wide drawers (left hand shown)	left hand	23 7/8"	23 1/2"	63 5/16"	Y	<b>BT3SLH6424WWL(L/V)</b>	2,685.	2,870.	3,804.	4,103.
	right hand	23 7/8"	23 1/2"	63 5/16"	Y	<b>BT3SRH6424WWL(L/V)</b>	2,685.	2,870.	3,804.	4,103.



#### Order Code

Example:	<b>BT3SLH5724FFL-VC 113</b>
<b>BT3</b>	Series 2 Veneer Front
<b>S</b>	Single Door
<b>LH</b>	Left Hand Access
<b>57</b>	57" High
<b>24</b>	24" Wide
<b>F</b>	File Drawer
<b>F</b>	File Drawer
<b>L</b>	Locking
<b>VC</b>	Front Finish Medium Cherry
<b>113</b>	Case Finish Dark Grey

#### Specification Information

For non-locking towers, deduct as follows from the list price for each unit: Deduct \$30 for (1) lock unit, \$60 for (2) lock unit, and \$75 for a (3) lock unit. Substitute the "L" suffix with an "N" within the pattern number to designate a non-locking unit, example (RT3SLH6424BBFN)

#### Application Notes

Hanging rails and other accessories are not included and must be ordered separately. Hanging rails are included with 24" and 30" wide lateral drawers only. (See *Tower Accessories for pricing and order entry information*)

Half depth adjustable shelves and coat hooks may be ordered separately allowing the cupboard area of the 15", 24" and 30" wide towers to support binders as well as shorter coats. (See *Tower Accessories for pricing and order entry information*)

**Note: Veneer front towers are comprised of a steel case with wood veneer fronts and top.**

- 15" w Side Access and Display towers include (1) lock.
- Single door towers, double door towers, 24" w and 30" w Side Access and Display towers include (2) locks. (Except full-height doors which include (1) lock)
- Front Access (only) towers with wardrobe include (3) locks. (Except full-height doors with wardrobe which include (2) locks)

#### Critical Dimensions

Dimensions under, **w**, **d** and **h** are actual to the nearest 1/16"

42", 50", 57" and 64" Tower Internal Dimensions

- Box and M drawer height: 4 5/16"
- Box and M drawer width: 12 1/16"
- Box and M drawer depth: 18 3/8"
- File drawer height: 9 1/4"
- File drawer width: 12 1/16"
- File drawer depth: 18 3/8"
- Wide drawer height: 9 9/16"
- Wide drawer width: 20 3/4"
- Wide drawer depth: 22 7/8"

**Note:** All towers are configured from the top down with standard combinations of box and file drawers.

Pull finish is aluminum:

- AA - Aluminum
- AB - Black
- AN - Nickel

**Template Pull length:**  
**Steel and Veneer fronts receive 2" pulls on doors and 3" pulls on drawers.**  
**Laminate fronts receive 5" pulls on all doors and drawers.**

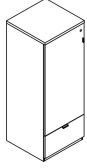
# Storage Towers Laminate and Veneer Front - Template Pull

## 24" Wide Storage Towers

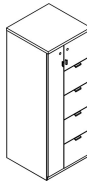
### 64" High

Series 2 Storage

description	type	w	d	h	lock	pattern no.	L1	L2	V1	V2
64" High Single Door tower with wide drawer (left hand shown)	left hand	23 <sup>7</sup> / <sub>8</sub> "	23 <sup>1</sup> / <sub>2</sub> "	63 <sup>3</sup> / <sub>16</sub> "	Y	<b>BT3SLH6424WL(L/V)</b>	\$2,356.	\$2,551.	\$3,209.	\$3,463.
	right hand	23 <sup>7</sup> / <sub>8</sub> "	23 <sup>1</sup> / <sub>2</sub> "	63 <sup>3</sup> / <sub>16</sub> "	Y	<b>BT3SRH6424WL(L/V)</b>	2,356.	2,551.	3,209.	3,463.



64" High tower with four file drawers and door and wardrobe (left hand shown)	left hand	23 <sup>7</sup> / <sub>8</sub> "	23 <sup>1</sup> / <sub>2</sub> "	63 <sup>3</sup> / <sub>16</sub> "	Y	<b>BT3WSLH6424FFFFL(L/V)</b>	3,102.	3,281.	5,101.	5,499.
	right hand	23 <sup>7</sup> / <sub>8</sub> "	23 <sup>1</sup> / <sub>2</sub> "	63 <sup>3</sup> / <sub>16</sub> "	Y	<b>BT3WSRH6424FFFFL(L/V)</b>	3,102.	3,281.	5,101.	5,499.



Series 2 Laminate and Veneer Front Storage

#### Order Code

Example:	<b>BT3SLH5724FFL-VC 113</b>
<b>BT3</b>	Series 2 Veneer Front
<b>S</b>	Single Door
<b>LH</b>	Left Hand Access
<b>57</b>	57" High
<b>24</b>	24" Wide
<b>F</b>	File Drawer
<b>F</b>	File Drawer
<b>L</b>	Locking
<b>VC</b>	Front Finish Medium Cherry
<b>113</b>	Case Finish Dark Grey

#### Specification Information

For non-locking towers, deduct as follows from the list price for each unit: Deduct \$30 for (1) lock unit, \$60 for (2) lock unit, and \$75 for a (3) lock unit. Substitute the "L" suffix with an "N" within the pattern number to designate a non-locking unit, example (RT3SLH6424BBFN)

"M" drawers consisting of a box drawer body with a file drawer head are available by substituting any two "B" or any one "F" character within the pattern number, example (RT3SLH6424MFN). Multiple "M" drawers may be specified providing they equal the total modules available.

A 6" drawer, behind a cupboard door is available by adding the numeral 1 to the end of the pattern number, example (RT3SLH6424BBFL1)

**Note:** 6" drawer behind doors are not available within the wardrobe portion of towers. Drawers behind doors are painted black.

**Note:** Drawer behind doors list pricing is as follows: 1=\$255

#### Application Notes

Hanging rails and other accessories are not included and must be ordered separately. Hanging rails are included with 24" and 30" wide lateral drawers only. (See *Tower Accessories for pricing and order entry information*)

Half depth adjustable shelves and coat hooks may be ordered separately allowing the cupboard area of the 15", 24" and 30" wide towers to support binders as well as shorter coats. (See *Tower Accessories for pricing and order entry information*)

**Note:** Veneer front towers are comprised of a steel case with wood veneer fronts and top.

- 15" w Side Access and Display towers include (1) lock.
- Single door towers, double door towers, 24" w and 30" w Side Access and Display towers include (2) locks. (Except full-height doors which include (1) lock)
- Front Access (only) towers with wardrobe include (3) locks. (Except full-height doors with wardrobe which include (2) locks)

#### Critical Dimensions

Dimensions under, **w**, **d** and **h** are actual to the nearest <sup>1</sup>/<sub>16</sub>"

42", 50", 57" and 64" Tower Internal Dimensions

- Box and M drawer height: 4<sup>5</sup>/<sub>16</sub>"
- Box and M drawer width: 12<sup>1</sup>/<sub>16</sub>"
- Box and M drawer depth: 18<sup>3</sup>/<sub>8</sub>"
- File drawer height: 9<sup>1</sup>/<sub>4</sub>"
- File drawer width: 12<sup>1</sup>/<sub>16</sub>"
- File drawer depth: 18<sup>3</sup>/<sub>8</sub>"
- Wide drawer height: 9<sup>9</sup>/<sub>16</sub>"
- Wide drawer width: 20<sup>3</sup>/<sub>4</sub>"
- Wide drawer depth: 22<sup>7</sup>/<sub>8</sub>"

**Note:** All towers are configured from the top down with standard combinations of box and file drawers.

Pull finish is aluminum:

- AA - Aluminum
- AB - Black
- AN - Nickel

**Template Pull length:** Steel and Veneer fronts receive 2" pulls on doors and 3" pulls on drawers.

Laminate fronts receive 5" pulls on all doors and drawers.



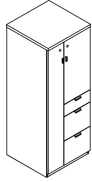
# Storage Towers Laminate and Veneer Front - Template Pull

## 24" Wide Storage Towers

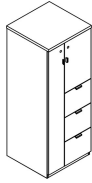
### 64" High

Series 2 Storage

description	type	w	d	h	lock	pattern no.	L1	L2	V1	V2
64" High tower with one box and two file drawers and door and wardrobe (left hand shown)	left hand	23 <sup>7</sup> / <sub>8</sub> "	23 <sup>1</sup> / <sub>2</sub> "	63 <sup>3</sup> / <sub>16</sub> "	Y	<b>BT3WSLH6424BFFL(L/V)</b>	\$2,853.	\$3,035.	\$4,660.	\$5,023.
	right hand	23 <sup>7</sup> / <sub>8</sub> "	23 <sup>1</sup> / <sub>2</sub> "	63 <sup>3</sup> / <sub>16</sub> "	Y	<b>BT3WSRH6424BFFL(L/V)</b>	2,853.	3,035.	4,660.	5,023.



64" High tower with three file drawers and door and wardrobe (left hand shown)	left hand	23 <sup>7</sup> / <sub>8</sub> "	23 <sup>1</sup> / <sub>2</sub> "	63 <sup>3</sup> / <sub>16</sub> "	Y	<b>BT3WSLH6424FFFL(L/V)</b>	2,851.	3,033.	4,634.	4,996.
	right hand	23 <sup>7</sup> / <sub>8</sub> "	23 <sup>1</sup> / <sub>2</sub> "	63 <sup>3</sup> / <sub>16</sub> "	Y	<b>BT3WSRH6424FFFL(L/V)</b>	2,851.	3,033.	4,634.	4,996.



#### Order Code

Example:	<b>BT3SLH5724FFL-VC</b> <b>113</b>
<b>BT3</b>	Series 2 Veneer Front
<b>S</b>	Single Door
<b>LH</b>	Left Hand Access
<b>57</b>	57" High
<b>24</b>	24" Wide
<b>F</b>	File Drawer
<b>F</b>	File Drawer
<b>L</b>	Locking
<b>VC</b>	Front Finish Medium Cherry
<b>113</b>	Case Finish Dark Grey

#### Specification Information

For non-locking towers, deduct as follows from the list price for each unit: Deduct \$30 for (1) lock unit, \$60 for (2) lock unit, and \$75 for a (3) lock unit. Substitute the "L" suffix with an "N" within the pattern number to designate a non-locking unit, example (RT3SLH6424BBFN)

#### Application Notes

Hanging rails and other accessories are not included and must be ordered separately. Hanging rails are included with 24" and 30" wide lateral drawers only. (See *Tower Accessories for pricing and order entry information*)

Half depth adjustable shelves and coat hooks may be ordered separately allowing the cupboard area of the 15", 24" and 30" wide towers to support binders as well as shorter coats. (See *Tower Accessories for pricing and order entry information*)

**Note: Veneer front towers are comprised of a steel case with wood veneer fronts and top.**

- 15" w Side Access and Display towers include (1) lock.
- Single door towers, double door towers, 24" w and 30" w Side Access and Display towers include (2) locks. (Except full-height doors which include (1) lock)
- Front Access (only) towers with wardrobe include (3) locks. (Except full-height doors with wardrobe which include (2) locks)

#### Critical Dimensions

Dimensions under, **w**, **d** and **h** are actual to the nearest <sup>1</sup>/<sub>16</sub>"

42", 50", 57" and 64" Tower Internal Dimensions

- Box and M drawer height: 4<sup>5</sup>/<sub>16</sub>"
- Box and M drawer width: 12<sup>1</sup>/<sub>16</sub>"
- Box and M drawer depth: 18<sup>3</sup>/<sub>8</sub>"
- File drawer height: 9<sup>1</sup>/<sub>4</sub>"
- File drawer width: 12<sup>1</sup>/<sub>16</sub>"
- File drawer depth: 18<sup>3</sup>/<sub>8</sub>"
- Wide drawer height: 9<sup>9</sup>/<sub>16</sub>"
- Wide drawer width: 20<sup>3</sup>/<sub>4</sub>"
- Wide drawer depth: 22<sup>7</sup>/<sub>8</sub>"

**Note:** All towers are configured from the top down with standard combinations of box and file drawers.

Pull finish is aluminum:

- AA - Aluminum
- AB - Black
- AN - Nickel

**Template Pull length:**  
Steel and Veneer fronts receive 2" pulls on doors and 3" pulls on drawers.

Laminate fronts receive 5" pulls on all doors and drawers.

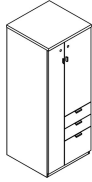
# Storage Towers Laminate and Veneer Front - Template Pull

## 24" Wide Storage Towers

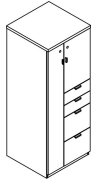
### 64" High

Series 2 Storage

description	type	w	d	h	lock	pattern no.	L1	L2	V1	V2
64" High tower with two box and one file drawer and door and wardrobe (left hand shown)	left hand	23 <sup>7</sup> / <sub>8</sub> "	23 <sup>1</sup> / <sub>2</sub> "	63 <sup>5</sup> / <sub>16</sub> "	Y	<b>BT3WSLH6424BBFL(L/V)</b>	\$2,835.	\$3,019.	\$4,551.	\$4,902.
	right hand	23 <sup>7</sup> / <sub>8</sub> "	23 <sup>1</sup> / <sub>2</sub> "	63 <sup>5</sup> / <sub>16</sub> "	Y	<b>BT3WSRH6424BBFL(L/V)</b>	2,835.	3,019.	4,551.	4,902.



64" High tower with two box and two file drawers and door and wardrobe (left hand shown)	left hand	23 <sup>7</sup> / <sub>8</sub> "	23 <sup>1</sup> / <sub>2</sub> "	63 <sup>5</sup> / <sub>16</sub> "	Y	<b>BT3WSLH6424BBFFL(L/V)</b>	3,098.	3,278.	5,033.	5,427.
	right hand	23 <sup>7</sup> / <sub>8</sub> "	23 <sup>1</sup> / <sub>2</sub> "	63 <sup>5</sup> / <sub>16</sub> "	Y	<b>BT3WSRH6424BBFFL(L/V)</b>	3,098.	3,278.	5,033.	5,427.



Series 2 Laminate and Veneer Front Storage

#### Order Code

Example:	<b>BT3SLH5724FFL-VC 113</b>
<b>BT3</b>	Series 2 Veneer Front
<b>S</b>	Single Door
<b>LH</b>	Left Hand Access
<b>57</b>	57" High
<b>24</b>	24" Wide
<b>F</b>	File Drawer
<b>F</b>	File Drawer
<b>L</b>	Locking
<b>VC</b>	Front Finish Medium Cherry
<b>113</b>	Case Finish Dark Grey

#### Specification Information

For non-locking towers, deduct as follows from the list price for each unit: Deduct \$30 for (1) lock unit, \$60 for (2) lock unit, and \$75 for a (3) lock unit. Substitute the "L" suffix with an "N" within the pattern number to designate a non-locking unit, example (RT3SLH6424BBFN)

"M" drawers consisting of a box drawer body with a file drawer head are available by substituting any two "B" or any one "F" character within the pattern number, example (RT3SLH6424MFN). Multiple "M" drawers may be specified providing they equal the total modules available.

A 6" drawer, behind a cupboard door is available by adding the numeral 1 to the end of the pattern number, example (RT3SLH6424BBFL1)

**Note:** 6" drawer behind doors are not available within the wardrobe portion of towers. Drawers behind doors are painted black.

**Note:** Drawer behind doors list pricing is as follows: 1=\$255

#### Application Notes

Hanging rails and other accessories are not included and must be ordered separately. Hanging rails are included with 24" and 30" wide lateral drawers only. (See *Tower Accessories for pricing and order entry information*)

Half depth adjustable shelves and coat hooks may be ordered separately allowing the cupboard area of the 15", 24" and 30" wide towers to support binders as well as shorter coats. (See *Tower Accessories for pricing and order entry information*)

**Note:** Veneer front towers are comprised of a steel case with wood veneer fronts and top.

- 15" w Side Access and Display towers include (1) lock.
- Single door towers, double door towers, 24" w and 30" w Side Access and Display towers include (2) locks. (Except full-height doors which include (1) lock)
- Front Access (only) towers with wardrobe include (3) locks. (Except full-height doors with wardrobe which include (2) locks)

#### Critical Dimensions

Dimensions under, **w**, **d** and **h** are actual to the nearest 1/16"

42", 50", 57" and 64" Tower Internal Dimensions

- Box and M drawer height: 4<sup>5</sup>/<sub>16</sub>"
- Box and M drawer width: 12<sup>1</sup>/<sub>16</sub>"
- Box and M drawer depth: 18<sup>3</sup>/<sub>8</sub>"
- File drawer height: 9<sup>1</sup>/<sub>4</sub>"
- File drawer width: 12<sup>1</sup>/<sub>16</sub>"
- File drawer depth: 18<sup>3</sup>/<sub>8</sub>"
- Wide drawer height: 9<sup>9</sup>/<sub>16</sub>"
- Wide drawer width: 20<sup>3</sup>/<sub>4</sub>"
- Wide drawer depth: 22<sup>7</sup>/<sub>8</sub>"

**Note:** All towers are configured from the top down with standard combinations of box and file drawers.

Pull finish is aluminum:

- AA - Aluminum
- AB - Black
- AN - Nickel

**Template Pull length:**  
Steel and Veneer fronts receive 2" pulls on doors and 3" pulls on drawers.

Laminate fronts receive 5" pulls on all doors and drawers.

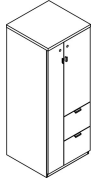
# Storage Towers Laminate and Veneer Front - Template Pull

## 24" Wide Storage Towers

### 64" High

Series 2 Storage

description	type	w	d	h	lock	pattern no.	L1	L2	V1	V2
64" High tower with two file drawers and door and wardrobe (left hand shown)	left hand	23 <sup>7</sup> / <sub>8</sub> "	23 <sup>1</sup> / <sub>2</sub> "	63 <sup>5</sup> / <sub>16</sub> "	Y	<b>BT3WSLH6424FFL(L/V)</b>	\$2,680.	\$2,869.	\$3,903.	\$4,206.
	right hand	23 <sup>7</sup> / <sub>8</sub> "	23 <sup>1</sup> / <sub>2</sub> "	63 <sup>5</sup> / <sub>16</sub> "	Y	<b>BT3WSRHH6424FFL(L/V)</b>	2,680.	2,869.	3,903.	4,206.



#### Order Code

Example:	<b>BT3SLH5724FFL-VC 113</b>
<b>BT3</b>	Series 2 Veneer Front
<b>S</b>	Single Door
<b>LH</b>	Left Hand Access
<b>57</b>	57" High
<b>24</b>	24" Wide
<b>F</b>	File Drawer
<b>F</b>	File Drawer
<b>L</b>	Locking
<b>VC</b>	Front Finish Medium Cherry
<b>113</b>	Case Finish Dark Grey

#### Specification Information

For non-locking towers, deduct as follows from the list price for each unit: Deduct \$30 for (1) lock unit, \$60 for (2) lock unit, and \$75 for a (3) lock unit. Substitute the "L" suffix with an "N" within the pattern number to designate a non-locking unit, example (RT3SLH6424BBFN)

"M" drawers consisting of a box drawer body with a file drawer head are available by substituting any two "B" or any one "F" character within the pattern number, example (RT3SLH6424MFN). Multiple "M" drawers may be specified providing they equal the total modules available.

A 6" drawer, behind a cupboard door is available by adding the numeral 1 to the end of the pattern number, example (RT3SLH6424BBFL1)

**Note:** 6" drawer behind doors are not available within the wardrobe portion of towers. Drawers behind doors are painted black.

**Note: Drawer behind doors list pricing is as follows: 1=\$255**

#### Application Notes

Hanging rails and other accessories are not included and must be ordered separately. Hanging rails are included with 24" and 30" wide lateral drawers only. (See *Tower Accessories for pricing and order entry information*)

Half depth adjustable shelves and coat hooks may be ordered separately allowing the cupboard area of the 15", 24" and 30" wide towers to support binders as well as shorter coats. (See *Tower Accessories for pricing and order entry information*)

**Note: Veneer front towers are comprised of a steel case with wood veneer fronts and top.**

- 15" w Side Access and Display towers include (1) lock.
- Single door towers, double door towers, 24" w and 30" w Side Access and Display towers include (2) locks. (Except full-height doors which include (1) lock)
- Front Access (only) towers with wardrobe include (3) locks. (Except full-height doors with wardrobe which include (2) locks)

#### Critical Dimensions

Dimensions under, **w**, **d** and **h** are actual to the nearest <sup>1</sup>/<sub>16</sub>"

42", 50", 57" and 64" Tower Internal Dimensions

- Box and M drawer height: 4<sup>5</sup>/<sub>16</sub>"
- Box and M drawer width: 12<sup>1</sup>/<sub>16</sub>"
- Box and M drawer depth: 18<sup>3</sup>/<sub>8</sub>"
- File drawer height: 9<sup>1</sup>/<sub>4</sub>"
- File drawer width: 12<sup>1</sup>/<sub>16</sub>"
- File drawer depth: 18<sup>3</sup>/<sub>8</sub>"
- Wide drawer height: 9<sup>9</sup>/<sub>16</sub>"
- Wide drawer width: 20<sup>3</sup>/<sub>4</sub>"
- Wide drawer depth: 22<sup>7</sup>/<sub>8</sub>"

**Note:** All towers are configured from the top down with standard combinations of box and file drawers.

Pull finish is aluminum:

- AA - Aluminum
- AB - Black
- AN - Nickel

**Template Pull length:**  
Steel and Veneer fronts receive 2" pulls on doors and 3" pulls on drawers.

Laminate fronts receive 5" pulls on all doors and drawers.

# Storage Towers Laminate and Veneer Front - Template Pull

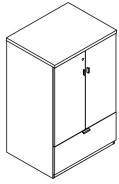
## 30" Wide Storage Towers

### 50" High

Series 2 Storage

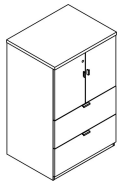
description	type	w	d	h	lock	pattern no.	L1	L2	V1	V2
-------------	------	---	---	---	------	-------------	----	----	----	----

50" High Double Door tower with one wide drawer		29 <sup>7</sup> / <sub>8</sub> "	23 <sup>1</sup> / <sub>2</sub> "	48 <sup>5</sup> / <sub>16</sub> "	Y	<b>BT3D5030WL(L/V)</b>	\$2,653.	\$2,853.	\$4,448.	\$4,796.
-------------------------------------------------	--	----------------------------------	----------------------------------	-----------------------------------	---	------------------------	----------	----------	----------	----------



24" and 30" wide double door cabinets may be ordered with a grommet option located in the back of the case by adding a "G" between the 4th and 5th character of the pattern number, example (BT3DG6424WLV). Add \$100 for this option. **Note**, by adding a "G" option, the cabinet will also receive AV hinged doors.

50" High Double Door tower with two wide drawers		29 <sup>7</sup> / <sub>8</sub> "	23 <sup>1</sup> / <sub>2</sub> "	48 <sup>5</sup> / <sub>16</sub> "	Y	<b>BT3D5030WWL(L/V)</b>	3,018.	3,198.	5,320.	5,737.
--------------------------------------------------	--	----------------------------------	----------------------------------	-----------------------------------	---	-------------------------	--------	--------	--------	--------



24" and 30" wide double door cabinets may be ordered with a grommet option located in the back of the case by adding a "G" between the 4th and 5th character of the pattern number, example (BT3DG6424WLV). Add \$100 for this option. **Note**, by adding a "G" option, the cabinet will also receive AV hinged doors.

Series 2 Laminate and Veneer Front Storage

#### Order Code

Example: **BT3WSLH5730BBFL-VC 113**

<b>BT3</b>	Series 2 Veneer Front
<b>WS</b>	Wardrobe and Single Door
<b>LH</b>	Left Hand Access
<b>57</b>	57" High
<b>30</b>	30" Wide
<b>B</b>	Box Drawer
<b>B</b>	Box Drawer
<b>F</b>	File Drawer
<b>L</b>	Locking
<b>VC</b>	Front Finish Medium Grey
<b>113</b>	Case Finish Dark Grey

#### Specification Information

For non-locking towers, deduct as follows from the list price for each unit: Deduct \$30 for (1) lock unit, \$60 for (2) lock unit, and \$75 for a (3) lock unit. Substitute the "L" suffix with an "N" within the pattern number to designate a non-locking unit, example (T3WSLH5030BBFN)

- 15" w Side Access and Display towers include (1) lock.
- Single door towers, double door towers, 24" w and 30" w Side Access and Display towers include (2) locks. (Except full-height doors which include (1) lock)
- Front Access (only) towers with wardrobe include (3) locks. (Except full-height doors with wardrobe which include (2) locks)

"M" drawers consisting of a box drawer body with a file drawer head are available by substituting any two "B" or any one "F" character within the pattern number, example (RT3WSLH5030MFN). Multiple "M" drawers may be specified providing they equal the total modules available.

A 6" drawer, behind a cupboard door is available by adding the numeral 1 to the end of the pattern number, example (RT3WSLH6430BBFL1)

**Note:** 6" drawer behind doors are not available within the wardrobe portion of towers. Drawers behind doors are painted black.

**Note: Drawers behind doors list prices are as follows: 1=\$255**

#### Application Notes

Hanging rails and other accessories are not included and must be ordered separately. Hanging rails are included with 24" and 30" wide lateral drawers only. (See *Tower Accessories for pricing and order entry information*)

Half depth adjustable shelves and coat hooks may be ordered separately allowing the cupboard area of the 15", 24" and 30" wide towers to support binders as well as shorter coats. (See *Tower Accessories for pricing and order entry information*)

**Note: Laminate/Veneer front towers are comprised of a steel case with wood laminate/veneer fronts and top.**

#### Critical Dimensions

Dimensions under, **w**, **d** and **h** are actual to the nearest <sup>1</sup>/<sub>16</sub>"

42", 50", 57" and 64" Tower Internal Dimensions

- Box and M drawer height: 4<sup>5</sup>/<sub>16</sub>"
- Box and M drawer width: 12<sup>1</sup>/<sub>16</sub>"
- Box and M drawer depth: 18<sup>3</sup>/<sub>8</sub>"
- File drawer height: 9<sup>1</sup>/<sub>4</sub>"
- File drawer width: 12<sup>1</sup>/<sub>16</sub>"
- File drawer depth: 18<sup>3</sup>/<sub>8</sub>"
- Wide drawer height: 9<sup>7</sup>/<sub>16</sub>"
- Wide drawer width: 20<sup>3</sup>/<sub>4</sub>"
- Wide drawer depth: 22<sup>7</sup>/<sub>8</sub>"

**Note:** All towers are configured from the top down with standard combinations of box and file drawers.

**Template Pull length:**  
Steel and Veneer fronts receive 2" pulls on doors and 3" pulls on drawers.  
Laminate fronts receive 5" pulls on all doors and drawers.

# Storage Towers Laminate and Veneer Front - Template Pull

## 30" Wide Storage Towers

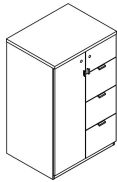
### 50" High

Series 2 Storage

description	type	w	d	h	lock	pattern no.	L1	L2	V1	V2
50" High tower with two box and one file drawer and door and wardrobe (left hand shown)	left hand	29 <sup>7</sup> / <sub>8</sub> "	23 <sup>1</sup> / <sub>2</sub> "	48 <sup>5</sup> / <sub>16</sub> "	Y	<b>BT3WSLH5030BBFL(L/V)</b>	\$2,823.	\$3,011.	\$4,418.	\$4,766.
	right hand	29 <sup>7</sup> / <sub>8</sub> "	23 <sup>1</sup> / <sub>2</sub> "	48 <sup>5</sup> / <sub>16</sub> "	Y	<b>BT3WSRH5030BBFL(L/V)</b>	2,823.	3,011.	4,418.	4,766.



50" High tower with three file drawers and door and wardrobe (left hand shown)	left hand	29 <sup>7</sup> / <sub>8</sub> "	23 <sup>1</sup> / <sub>2</sub> "	48 <sup>5</sup> / <sub>16</sub> "	Y	<b>BT3WSLH5030FFFL(L/V)</b>	2,798.	2,988.	4,499.	4,852.
	right hand	29 <sup>7</sup> / <sub>8</sub> "	23 <sup>1</sup> / <sub>2</sub> "	48 <sup>5</sup> / <sub>16</sub> "	Y	<b>BT3WSRH5030FFFL(L/V)</b>	2,798.	2,988.	4,499.	4,852.



#### Order Code

Example:	<b>BT3WSLH5730BBFL-VC 113</b>
<b>BT3</b>	Series 2 Veneer Front
<b>WS</b>	Wardrobe and Single Door
<b>LH</b>	Left Hand Access
<b>57</b>	57" High
<b>30</b>	30" Wide
<b>B</b>	Box Drawer
<b>B</b>	Box Drawer
<b>F</b>	File Drawer
<b>L</b>	Locking
<b>VC</b>	Front Finish Medium Grey
<b>113</b>	Case Finish Dark Grey

#### Specification Information

For non-locking towers, deduct as follows from the list price for each unit: Deduct \$30 for (1) lock unit, \$60 for (2) lock unit, and \$75 for a (3) lock unit. Substitute the "L" suffix with an "N" within the pattern number to designate a non-locking unit, example (T3WSLH5030BBFN)

- 15" w Side Access and Display towers include (1) lock.
- Single door towers, double door towers, 24" w and 30" w Side Access and Display towers include (2) locks. (Except full-height doors which include (1) lock)
- Front Access (only) towers with wardrobe include (3) locks. (Except full-height doors with wardrobe which include (2) locks)

"M" drawers consisting of a box drawer body with a file drawer head are available by substituting any two "B" or any one "F" character within the pattern number, example (RT3WSLH5030MFN). Multiple "M" drawers may be specified providing they equal the total modules available.

A 6" drawer, behind a cupboard door is available by adding the numeral 1 to the end of the pattern number, example (RT3WSLH6430BBFL1)

**Note:** 6" drawer behind doors are not available within the wardrobe portion of towers. Drawers behind doors are painted black.

**Note: Drawers behind doors list prices are as follows: 1=\$255**

#### Application Notes

Hanging rails and other accessories are not included and must be ordered separately. Hanging rails are included with 24" and 30" wide lateral drawers only. (See *Tower Accessories for pricing and order entry information*)

Half depth adjustable shelves and coat hooks may be ordered separately allowing the cupboard area of the 15", 24" and 30" wide towers to support binders as well as shorter coats. (See *Tower Accessories for pricing and order entry information*)

**Note: Laminate/Veneer front towers are comprised of a steel case with wood laminate/veneer fronts and top.**

#### Critical Dimensions

Dimensions under, **w**, **d** and **h** are actual to the nearest <sup>1</sup>/<sub>16</sub>"

42", 50", 57" and 64" Tower Internal Dimensions

- Box and M drawer height: 4<sup>5</sup>/<sub>16</sub>"
- Box and M drawer width: 12<sup>1</sup>/<sub>16</sub>"
- Box and M drawer depth: 18<sup>3</sup>/<sub>8</sub>"
- File drawer height: 9<sup>1</sup>/<sub>4</sub>"
- File drawer width: 12<sup>1</sup>/<sub>16</sub>"
- File drawer depth: 18<sup>3</sup>/<sub>8</sub>"
- Wide drawer height: 9<sup>9</sup>/<sub>16</sub>"
- Wide drawer width: 20<sup>3</sup>/<sub>4</sub>"
- Wide drawer depth: 22<sup>7</sup>/<sub>8</sub>"

**Note:** All towers are configured from the top down with standard combinations of box and file drawers.

**Template Pull length:**  
Steel and Veneer fronts receive 2" pulls on doors and 3" pulls on drawers.  
Laminate fronts receive 5" pulls on all doors and drawers.

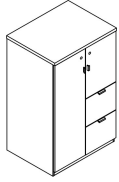
# Storage Towers Laminate and Veneer Front - Template Pull

## 30" Wide Storage Towers

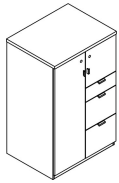
### 50" High

Series 2 Storage

description	type	w	d	h	lock	pattern no.	L1	L2	V1	V2
50" High tower with two file drawers and door and wardrobe (left hand shown)	left hand	29 <sup>7</sup> / <sub>8</sub> "	23 <sup>1</sup> / <sub>2</sub> "	48 <sup>3</sup> / <sub>16</sub> "	Y	<b>BT3WSLH5030FFL(L/V)</b>	\$2,665.	\$2,862.	\$4,090.	\$4,409.
	right hand	29 <sup>7</sup> / <sub>8</sub> "	23 <sup>1</sup> / <sub>2</sub> "	48 <sup>3</sup> / <sub>16</sub> "	Y	<b>BT3WSRH5030FFL(L/V)</b>	2,665.	2,862.	4,090.	4,409.



50" High tower with one box and two file drawers and door and wardrobe (left hand shown)	left hand	29 <sup>7</sup> / <sub>8</sub> "	23 <sup>1</sup> / <sub>2</sub> "	48 <sup>3</sup> / <sub>16</sub> "	Y	<b>BT3WSLH5030BFFL(L/V)</b>	2,802.	2,990.	4,463.	4,812.
	right hand	29 <sup>7</sup> / <sub>8</sub> "	23 <sup>1</sup> / <sub>2</sub> "	48 <sup>3</sup> / <sub>16</sub> "	Y	<b>BT3WSRH5030BFFL(L/V)</b>	2,802.	2,990.	4,463.	4,812.



Series 2 Laminate and Veneer Front Storage

#### Order Code

Example: **BT3WSLH5730BBFL-VC 113**

<b>BT3</b>	Series 2 Veneer Front
<b>WS</b>	Wardrobe and Single Door
<b>LH</b>	Left Hand Access
<b>57</b>	57" High
<b>30</b>	30" Wide
<b>B</b>	Box Drawer
<b>B</b>	Box Drawer
<b>F</b>	File Drawer
<b>L</b>	Locking
<b>VC</b>	Front Finish Medium Grey
<b>113</b>	Case Finish Dark Grey

#### Specification Information

For non-locking towers, deduct as follows from the list price for each unit: Deduct \$30 for (1) lock unit, \$60 for (2) lock unit, and \$75 for a (3) lock unit. Substitute the "L" suffix with an "N" within the pattern number to designate a non-locking unit, example (T3WSLH5030BBFN)

- 15" w Side Access and Display towers include (1) lock.
- Single door towers, double door towers, 24" w and 30" w Side Access and Display towers include (2) locks. (Except full-height doors which include (1) lock)
- Front Access (only) towers with wardrobe include (3) locks. (Except full-height doors with wardrobe which include (2) locks)

"M" drawers consisting of a box drawer body with a file drawer head are available by substituting any two "B" or any one "F" character within the pattern number, example (RT3WSLH5030MFN). Multiple "M" drawers may be specified providing they equal the total modules available.

A 6" drawer, behind a cupboard door is available by adding the numeral 1 to the end of the pattern number, example (RT3WSLH6430BBFL1)

**Note:** 6" drawer behind doors are not available within the wardrobe portion of towers. Drawers behind doors are painted black.

**Note: Drawers behind doors list prices are as follows: 1=\$255**

#### Application Notes

Hanging rails and other accessories are not included and must be ordered separately. Hanging rails are included with 24" and 30" wide lateral drawers only. (See *Tower Accessories for pricing and order entry information*)

Half depth adjustable shelves and coat hooks may be ordered separately allowing the cupboard area of the 15", 24" and 30" wide towers to support binders as well as shorter coats. (See *Tower Accessories for pricing and order entry information*)

**Note: Laminate/Veneer front towers are comprised of a steel case with wood laminate/veneer fronts and top.**

#### Critical Dimensions

Dimensions under, **w**, **d** and **h** are actual to the nearest <sup>1</sup>/<sub>16</sub>"

42", 50", 57" and 64" Tower Internal Dimensions

- Box and M drawer height: 4<sup>5</sup>/<sub>16</sub>"
- Box and M drawer width: 12<sup>1</sup>/<sub>16</sub>"
- Box and M drawer depth: 18<sup>3</sup>/<sub>8</sub>"
- File drawer height: 9<sup>1</sup>/<sub>4</sub>"
- File drawer width: 12<sup>1</sup>/<sub>16</sub>"
- File drawer depth: 18<sup>3</sup>/<sub>8</sub>"
- Wide drawer height: 9<sup>9</sup>/<sub>16</sub>"
- Wide drawer width: 20<sup>3</sup>/<sub>4</sub>"
- Wide drawer depth: 22<sup>7</sup>/<sub>8</sub>"

**Note:** All towers are configured from the top down with standard combinations of box and file drawers.

**Template Pull length:**  
Steel and Veneer fronts receive 2" pulls on doors and 3" pulls on drawers.  
Laminate fronts receive 5" pulls on all doors and drawers.

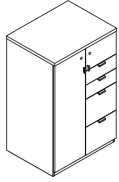
# Storage Towers Laminate and Veneer Front - Template Pull

## 30" Wide Storage Towers

### 50" High

Series 2 Storage

description	type	w	d	h	lock	pattern no.	L1	L2	V1	V2
50" High tower with two box and two file drawers and door and wardrobe (left hand shown)	left hand	29 <sup>7</sup> / <sub>8</sub> "	23 <sup>1</sup> / <sub>2</sub> "	48 <sup>5</sup> / <sub>16</sub> "	Y	<b>BT3WSLH5030BBFFL(L/V)</b>	\$3,042.	\$3,225.	\$4,896.	\$5,283.
	right hand	29 <sup>7</sup> / <sub>8</sub> "	23 <sup>1</sup> / <sub>2</sub> "	48 <sup>5</sup> / <sub>16</sub> "	Y	<b>BT3WSRH5030BBFFL(L/V)</b>	3,042.	3,225.	4,896.	5,283.



#### Order Code

Example: **BT3WSLH5730BBFL-VC 113**

<b>BT3</b>	Series 2 Veneer Front
<b>WS</b>	Wardrobe and Single Door
<b>LH</b>	Left Hand Access
<b>57</b>	57" High
<b>30</b>	30" Wide
<b>B</b>	Box Drawer
<b>B</b>	Box Drawer
<b>F</b>	File Drawer
<b>L</b>	Locking
<b>VC</b>	Front Finish Medium Grey
<b>113</b>	Case Finish Dark Grey

#### Specification Information

For non-locking towers, deduct as follows from the list price for each unit: Deduct \$30 for (1) lock unit, \$60 for (2) lock unit, and \$75 for a (3) lock unit. Substitute the "L" suffix with an "N" within the pattern number to designate a non-locking unit, example (T3WSLH5030BBFN)

- 15" w Side Access and Display towers include (1) lock.
- Single door towers, double door towers, 24" w and 30" w Side Access and Display towers include (2) locks. (Except full-height doors which include (1) lock)
- Front Access (only) towers with wardrobe include (3) locks. (Except full-height doors with wardrobe which include (2) locks)

"M" drawers consisting of a box drawer body with a file drawer head are available by substituting any two "B" or any one "F" character within the pattern number, example (RT3WSLH5030MFN). Multiple "M" drawers may be specified providing they equal the total modules available.

A 6" drawer, behind a cupboard door is available by adding the numeral 1 to the end of the pattern number, example (RT3WSLH6430BBFL1)

**Note:** 6" drawer behind doors are not available within the wardrobe portion of towers. Drawers behind doors are painted black.

**Note: Drawers behind doors list prices are as follows: 1=\$255**

#### Application Notes

Hanging rails and other accessories are not included and must be ordered separately. Hanging rails are included with 24" and 30" wide lateral drawers only. (See *Tower Accessories for pricing and order entry information*)

Half depth adjustable shelves and coat hooks may be ordered separately allowing the cupboard area of the 15", 24" and 30" wide towers to support binders as well as shorter coats. (See *Tower Accessories for pricing and order entry information*)

**Note: Laminate/Veneer front towers are comprised of a steel case with wood laminate/veneer fronts and top.**

#### Critical Dimensions

Dimensions under, **w**, **d** and **h** are actual to the nearest <sup>1</sup>/<sub>16</sub>"

42", 50", 57" and 64" Tower Internal Dimensions

- Box and M drawer height: 4<sup>5</sup>/<sub>16</sub>"
- Box and M drawer width: 12<sup>1</sup>/<sub>16</sub>"
- Box and M drawer depth: 18<sup>3</sup>/<sub>8</sub>"
- File drawer height: 9<sup>1</sup>/<sub>4</sub>"
- File drawer width: 12<sup>1</sup>/<sub>16</sub>"
- File drawer depth: 18<sup>3</sup>/<sub>8</sub>"
- Wide drawer height: 9<sup>7</sup>/<sub>16</sub>"
- Wide drawer width: 20<sup>3</sup>/<sub>4</sub>"
- Wide drawer depth: 22<sup>7</sup>/<sub>8</sub>"

**Note:** All towers are configured from the top down with standard combinations of box and file drawers.

**Template Pull length:**  
Steel and Veneer fronts receive 2" pulls on doors and 3" pulls on drawers.  
Laminate fronts receive 5" pulls on all doors and drawers.

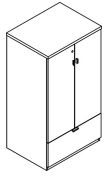
# Storage Towers Laminate and Veneer Front - Template Pull

## 30" Wide Storage Towers

### 57" High

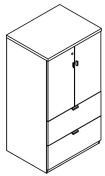
Series 2 Storage

description	type	w	d	h	lock	pattern no.	L1	L2	V1	V2
57" High Double Door tower with one wide drawer		29 <sup>7</sup> / <sub>8</sub> "	23 <sup>1</sup> / <sub>2</sub> "	56 <sup>3</sup> / <sub>16</sub> "	Y	<b>BT3D5730WL(L/V)</b>	\$2,770.	\$3,001.	\$4,563.	\$4,921.



24" and 30" wide double door cabinets may be ordered with a grommet option located in the back of the case by adding a "G" between the 4th and 5th character of the pattern number, example (BT3DG6424WLV). Add \$100 for this option. **Note**, by adding a "G" option, the cabinet will also receive AV hinged doors.

57" High Double Door tower with two wide drawers		29 <sup>7</sup> / <sub>8</sub> "	23 <sup>1</sup> / <sub>2</sub> "	56 <sup>3</sup> / <sub>16</sub> "	Y	<b>BT3D5730WWL(L/V)</b>	3,115.	3,257.	5,552.	5,987.
--------------------------------------------------	--	----------------------------------	----------------------------------	-----------------------------------	---	-------------------------	--------	--------	--------	--------



24" and 30" wide double door cabinets may be ordered with a grommet option located in the back of the case by adding a "G" between the 4th and 5th character of the pattern number, example (BT3DG6424WLV). Add \$100 for this option. **Note**, by adding a "G" option, the cabinet will also receive AV hinged doors.

Series 2 Laminate and Veneer Front Storage

#### Order Code

Example:	<b>BT3WSLH5730BBFL-VC 113</b>
<b>BT3</b>	Series 2 Veneer Front
<b>WS</b>	Wardrobe and Single Door
<b>LH</b>	Left Hand Access
<b>57</b>	57" High
<b>30</b>	30" Wide
<b>B</b>	Box Drawer
<b>B</b>	Box Drawer
<b>F</b>	File Drawer
<b>L</b>	Locking
<b>VC</b>	Front Finish Medium Grey
<b>113</b>	Case Finish Dark Grey

#### Specification Information

For non-locking towers, deduct as follows from the list price for each unit: Deduct \$30 for (1) lock unit, \$60 for (2) lock unit, and \$75 for a (3) lock unit. Substitute the "L" suffix with an "N" within the pattern number to designate a non-locking unit, example (RT3WSLH5030BBFN)

- 15" w Side Access and Display towers include (1) lock.
- Single door towers, double door towers, 24" w and 30" w Side Access and Display towers include (2) locks. (Except full-height doors which include (1) lock)
- Front Access (only) towers with wardrobe include (3) locks. (Except full-height doors with wardrobe which include (2) locks)

"M" drawers consisting of a box drawer body with a file drawer head are available by substituting any two "B" or any one "F" character within the pattern number, example (RT3WSLH5030MFN). Multiple "M" drawers may be specified providing they equal the total modules available.

A 6" drawer, behind a cupboard door is available by adding the numeral 1 to the end of the pattern number, example (RT3WSLH6430BBFL1)

**Note:** 6" drawer behind doors are not available within the wardrobe portion of towers. Drawers behind doors are painted black.

#### Critical Dimensions

Dimensions under, **w**, **d** and **h** are actual to the nearest <sup>1</sup>/<sub>16</sub>"

42", 50", 57" and 64" Tower Internal Dimensions

- Box and M drawer height: 4<sup>5</sup>/<sub>16</sub>"
- Box and M drawer width: 12<sup>1</sup>/<sub>16</sub>"
- Box and M drawer depth: 18<sup>3</sup>/<sub>8</sub>"
- File drawer height: 9<sup>1</sup>/<sub>4</sub>"
- File drawer width: 12<sup>1</sup>/<sub>16</sub>"
- File drawer depth: 18<sup>3</sup>/<sub>8</sub>"
- Wide drawer height: 9<sup>7</sup>/<sub>16</sub>"
- Wide drawer width: 20<sup>3</sup>/<sub>4</sub>"
- Wide drawer depth: 22<sup>7</sup>/<sub>8</sub>"

**Note:** All towers are configured from the top down with standard combinations of box and file drawers.

**Template Pull length:**  
Steel and Veneer fronts receive 2" pulls on doors and 3" pulls on drawers.  
Laminate fronts receive 5" pulls on all doors and drawers.

**Note: Drawers behind doors list prices are as follows: 1=\$255**

#### Application Notes

Hanging rails and other accessories are not included and must be ordered separately. Hanging rails are included with 24" and 30" wide lateral drawers only. (See *Tower Accessories for pricing and order entry information*)

Half depth adjustable shelves and coat hooks may be ordered separately allowing the cupboard area of the 15", 24" and 30" wide towers to support binders as well as shorter coats. (See *Tower Accessories for pricing and order entry information*)

**Note: Laminate/Veneer front towers are comprised of a steel case with wood laminate/veneer fronts and top.**



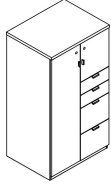
# Storage Towers Laminate and Veneer Front - Template Pull

## 30" Wide Storage Towers

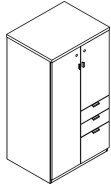
### 57" High

Series 2 Storage

description	type	w	d	h	lock	pattern no.	L1	L2	V1	V2
57" High tower with two box and two file drawers and door and wardrobe (left hand shown)	left hand	29 <sup>7</sup> / <sub>8</sub> "	23 <sup>1</sup> / <sub>2</sub> "	56 <sup>3</sup> / <sub>16</sub> "	Y	<b>BT3WSLH5730BBFL(L/V)</b>	\$3,196.	\$3,404.	\$5,025.	\$5,419.
	right hand	29 <sup>7</sup> / <sub>8</sub> "	23 <sup>1</sup> / <sub>2</sub> "	56 <sup>3</sup> / <sub>16</sub> "	Y	<b>BT3WSRH5730BBFL(L/V)</b>	3,196.	3,403.	5,025.	5,419.



57" High tower with two box and one file drawer and door and wardrobe (left hand shown)	left hand	29 <sup>7</sup> / <sub>8</sub> "	23 <sup>1</sup> / <sub>2</sub> "	56 <sup>3</sup> / <sub>16</sub> "	Y	<b>BT3WSLH5730BBFL(L/V)</b>	2,974.	3,188.	4,628.	4,989.
	right hand	29 <sup>7</sup> / <sub>8</sub> "	23 <sup>1</sup> / <sub>2</sub> "	56 <sup>3</sup> / <sub>16</sub> "	Y	<b>BT3WSRH5730BBFL(L/V)</b>	2,974.	3,188.	4,628.	4,989.



#### Order Code

Example:	<b>BT3WSLH5730BBFL-VC 113</b>
<b>BT3</b>	Series 2 Veneer Front
<b>WS</b>	Wardrobe and Single Door
<b>LH</b>	Left Hand Access
<b>57</b>	57" High
<b>30</b>	30" Wide
<b>B</b>	Box Drawer
<b>B</b>	Box Drawer
<b>F</b>	File Drawer
<b>L</b>	Locking
<b>VC</b>	Front Finish Medium Grey
<b>113</b>	Case Finish Dark Grey

#### Specification Information

For non-locking towers, deduct as follows from the list price for each unit: Deduct \$30 for (1) lock unit, \$60 for (2) lock unit, and \$75 for a (3) lock unit. Substitute the "L" suffix with an "N" within the pattern number to designate a non-locking unit, example (RT3WSLH5030BBFN)

- 15" w Side Access and Display towers include (1) lock.
- Single door towers, double door towers, 24" w and 30" w Side Access and Display towers include (2) locks. (Except full-height doors which include (1) lock)
- Front Access (only) towers with wardrobe include (3) locks. (Except full-height doors with wardrobe which include (2) locks)

"M" drawers consisting of a box drawer body with a file drawer head are available by substituting any two "B" or any one "F" character within the pattern number, example (RT3WSLH5030MFN). Multiple "M" drawers may be specified providing they equal the total modules available.

A 6" drawer, behind a cupboard door is available by adding the numeral 1 to the end of the pattern number, example (RT3WSLH6430BBFL1)

**Note:** 6" drawer behind doors are not available within the wardrobe portion of towers. Drawers behind doors are painted black.

**Note: Drawers behind doors list prices are as follows: 1=\$255**

#### Application Notes

Hanging rails and other accessories are not included and must be ordered separately. Hanging rails are included with 24" and 30" wide lateral drawers only. (See *Tower Accessories for pricing and order entry information*)

Half depth adjustable shelves and coat hooks may be ordered separately allowing the cupboard area of the 15", 24" and 30" wide towers to support binders as well as shorter coats. (See *Tower Accessories for pricing and order entry information*)

**Note: Laminate/Veneer front towers are comprised of a steel case with wood laminate/veneer fronts and top.**

#### Critical Dimensions

Dimensions under, **w**, **d** and **h** are actual to the nearest <sup>1</sup>/<sub>16</sub>"

42", 50", 57" and 64" Tower Internal Dimensions

- Box and M drawer height: 4<sup>5</sup>/<sub>16</sub>"
- Box and M drawer width: 12<sup>1</sup>/<sub>16</sub>"
- Box and M drawer depth: 18<sup>3</sup>/<sub>8</sub>"
- File drawer height: 9<sup>1</sup>/<sub>4</sub>"
- File drawer width: 12<sup>1</sup>/<sub>16</sub>"
- File drawer depth: 18<sup>3</sup>/<sub>8</sub>"
- Wide drawer height: 9<sup>7</sup>/<sub>16</sub>"
- Wide drawer width: 20<sup>3</sup>/<sub>4</sub>"
- Wide drawer depth: 22<sup>7</sup>/<sub>8</sub>"

**Note:** All towers are configured from the top down with standard combinations of box and file drawers.

**Template Pull length:**  
Steel and Veneer fronts receive 2" pulls on doors and 3" pulls on drawers.  
Laminate fronts receive 5" pulls on all doors and drawers.

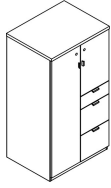
# Storage Towers Laminate and Veneer Front - Template Pull

## 30" Wide Storage Towers

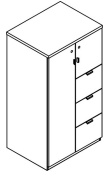
### 57" High

Series 2 Storage

description	type	w	d	h	lock	pattern no.	L1	L2	V1	V2
57" High tower with one box and two file drawers and door and wardrobe (left hand shown)	left hand	29 <sup>7</sup> / <sub>8</sub> "	23 <sup>1</sup> / <sub>2</sub> "	56 <sup>3</sup> / <sub>16</sub> "	Y	<b>BT3WSLH5730BFFL(L/V)</b>	\$2,994.	\$3,204.	\$4,643.	\$5,009.
	right hand	29 <sup>7</sup> / <sub>8</sub> "	23 <sup>1</sup> / <sub>2</sub> "	56 <sup>3</sup> / <sub>16</sub> "	Y	<b>BT3WSRH5730BFFL(L/V)</b>	2,994.	3,204.	4,643.	5,009.



57" High tower with three file drawers and door and wardrobe (left hand shown)	left hand	29 <sup>7</sup> / <sub>8</sub> "	23 <sup>1</sup> / <sub>2</sub> "	56 <sup>3</sup> / <sub>16</sub> "	Y	<b>BT3WSLH5730FFFL(L/V)</b>	2,992.	3,202.	4,628.	4,990.
	right hand	29 <sup>7</sup> / <sub>8</sub> "	23 <sup>1</sup> / <sub>2</sub> "	56 <sup>3</sup> / <sub>16</sub> "	Y	<b>BT3WSRH5730FFFL(L/V)</b>	2,992.	3,202.	4,628.	4,990.



Series 2 Laminate and Veneer Front Storage

#### Order Code

Example:	<b>BT3WSLH5730BBFL-VC 113</b>
<b>BT3</b>	Series 2 Veneer Front
<b>WS</b>	Wardrobe and Single Door
<b>LH</b>	Left Hand Access
<b>57</b>	57" High
<b>30</b>	30" Wide
<b>B</b>	Box Drawer
<b>B</b>	Box Drawer
<b>F</b>	File Drawer
<b>L</b>	Locking
<b>VC</b>	Front Finish Medium Grey
<b>113</b>	Case Finish Dark Grey

#### Specification Information

For non-locking towers, deduct as follows from the list price for each unit: Deduct \$30 for (1) lock unit, \$60 for (2) lock unit, and \$75 for a (3) lock unit. Substitute the "L" suffix with an "N" within the pattern number to designate a non-locking unit, example (RT3WSLH5030BBFN)

- 15" w Side Access and Display towers include (1) lock.
- Single door towers, double door towers, 24" w and 30" w Side Access and Display towers include (2) locks. (Except full-height doors which include (1) lock)
- Front Access (only) towers with wardrobe include (3) locks. (Except full-height doors with wardrobe which include (2) locks)

"M" drawers consisting of a box drawer body with a file drawer head are available by substituting any two "B" or any one "F" character within the pattern number, example (RT3WSLH5030MFN). Multiple "M" drawers may be specified providing they equal the total modules available.

A 6" drawer, behind a cupboard door is available by adding the numeral 1 to the end of the pattern number, example (RT3WSLH6430BBFL1)

**Note:** 6" drawer behind doors are not available within the wardrobe portion of towers. Drawers behind doors are painted black.

**Note: Drawers behind doors list prices are as follows: 1=\$255**

#### Application Notes

Hanging rails and other accessories are not included and must be ordered separately. Hanging rails are included with 24" and 30" wide lateral drawers only. (See *Tower Accessories for pricing and order entry information*)

Half depth adjustable shelves and coat hooks may be ordered separately allowing the cupboard area of the 15", 24" and 30" wide towers to support binders as well as shorter coats. (See *Tower Accessories for pricing and order entry information*)

**Note: Laminate/Veneer front towers are comprised of a steel case with wood laminate/veneer fronts and top.**

#### Critical Dimensions

Dimensions under, **w**, **d** and **h** are actual to the nearest <sup>1</sup>/<sub>16</sub>"

42", 50", 57" and 64" Tower Internal Dimensions

- Box and M drawer height: 4<sup>5</sup>/<sub>16</sub>"
- Box and M drawer width: 12<sup>1</sup>/<sub>16</sub>"
- Box and M drawer depth: 18<sup>3</sup>/<sub>8</sub>"
- File drawer height: 9<sup>1</sup>/<sub>4</sub>"
- File drawer width: 12<sup>1</sup>/<sub>16</sub>"
- File drawer depth: 18<sup>3</sup>/<sub>8</sub>"
- Wide drawer height: 9<sup>7</sup>/<sub>16</sub>"
- Wide drawer width: 20<sup>3</sup>/<sub>4</sub>"
- Wide drawer depth: 22<sup>7</sup>/<sub>8</sub>"

**Note:** All towers are configured from the top down with standard combinations of box and file drawers.

**Template Pull length:**  
Steel and Veneer fronts receive 2" pulls on doors and 3" pulls on drawers.  
Laminate fronts receive 5" pulls on all doors and drawers.

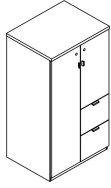
# Storage Towers Laminate and Veneer Front - Template Pull

## 30" Wide Storage Towers

### 57" High

Series 2 Storage

description	type	w	d	h	lock	pattern no.	L1	L2	V1	V2
57" High tower with two file drawers and door and wardrobe (left hand shown)	left hand	29 <sup>7</sup> / <sub>8</sub> "	23 <sup>1</sup> / <sub>2</sub> "	56 <sup>3</sup> / <sub>16</sub> "	Y	<b>BT3WSLH5730FFL(L/V)</b>	\$2,818.	\$3,038.	\$4,300.	\$4,640.
	right hand	29 <sup>7</sup> / <sub>8</sub> "	23 <sup>1</sup> / <sub>2</sub> "	56 <sup>3</sup> / <sub>16</sub> "	Y	<b>BT3WSRH5730FFL(L/V)</b>	2,818.	3,038.	4,300.	4,640.



#### Order Code

Example: **BT3WSLH5730BBFL-VC 113**

<b>BT3</b>	Series 2 Veneer Front
<b>WS</b>	Wardrobe and Single Door
<b>LH</b>	Left Hand Access
<b>57</b>	57" High
<b>30</b>	30" Wide
<b>B</b>	Box Drawer
<b>B</b>	Box Drawer
<b>F</b>	File Drawer
<b>L</b>	Locking
<b>VC</b>	Front Finish Medium Grey
<b>113</b>	Case Finish Dark Grey

#### Specification Information

For non-locking towers, deduct as follows from the list price for each unit: Deduct \$30 for (1) lock unit, \$60 for (2) lock unit, and \$75 for a (3) lock unit. Substitute the "L" suffix with an "N" within the pattern number to designate a non-locking unit, example (RT3WSLH5030BBFN)

- 15" w Side Access and Display towers include (1) lock.
- Single door towers, double door towers, 24" w and 30" w Side Access and Display towers include (2) locks. (Except full-height doors which include (1) lock)
- Front Access (only) towers with wardrobe include (3) locks. (Except full-height doors with wardrobe which include (2) locks)

"M" drawers consisting of a box drawer body with a file drawer head are available by substituting any two "B" or any one "F" character within the pattern number, example (RT3WSLH5030MFN). Multiple "M" drawers may be specified providing they equal the total modules available.

A 6" drawer, behind a cupboard door is available by adding the numeral 1 to the end of the pattern number, example (RT3WSLH6430BBFL1)

**Note:** 6" drawer behind doors are not available within the wardrobe portion of towers. Drawers behind doors are painted black.

**Note: Drawers behind doors list prices are as follows: 1=\$255**

#### Application Notes

Hanging rails and other accessories are not included and must be ordered separately. Hanging rails are included with 24" and 30" wide lateral drawers only. (See *Tower Accessories for pricing and order entry information*)

Half depth adjustable shelves and coat hooks may be ordered separately allowing the cupboard area of the 15", 24" and 30" wide towers to support binders as well as shorter coats. (See *Tower Accessories for pricing and order entry information*)

**Note: Laminate/Veneer front towers are comprised of a steel case with wood laminate/veneer fronts and top.**

#### Critical Dimensions

Dimensions under, **w**, **d** and **h** are actual to the nearest <sup>1</sup>/<sub>16</sub>"

42", 50", 57" and 64" Tower Internal Dimensions

- Box and M drawer height: 4<sup>5</sup>/<sub>16</sub>"
- Box and M drawer width: 12<sup>1</sup>/<sub>16</sub>"
- Box and M drawer depth: 18<sup>3</sup>/<sub>8</sub>"
- File drawer height: 9<sup>1</sup>/<sub>4</sub>"
- File drawer width: 12<sup>1</sup>/<sub>16</sub>"
- File drawer depth: 18<sup>3</sup>/<sub>8</sub>"
- Wide drawer height: 9<sup>7</sup>/<sub>16</sub>"
- Wide drawer width: 20<sup>3</sup>/<sub>4</sub>"
- Wide drawer depth: 22<sup>7</sup>/<sub>8</sub>"

**Note:** All towers are configured from the top down with standard combinations of box and file drawers.

**Template Pull length:**  
**Steel and Veneer fronts receive 2" pulls on doors and 3" pulls on drawers.**  
**Laminate fronts receive 5" pulls on all doors and drawers.**

# Storage Towers Laminate and Veneer Front - Template Pull

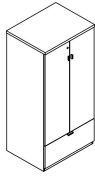
## 30" Wide Storage Towers

### 64" High

Series 2 Storage

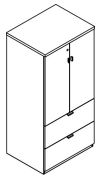
description	type	w	d	h	lock	pattern no.	L1	L2	V1	V2
-------------	------	---	---	---	------	-------------	----	----	----	----

64" High Double Door tower with one wide drawer		29 <sup>7</sup> / <sub>8</sub> "	23 <sup>1</sup> / <sub>2</sub> "	63 <sup>5</sup> / <sub>16</sub> "	Y	<b>BT3D6430WL(L/V)</b>	\$2,778.	\$3,008.	\$4,660.	\$5,023.
-------------------------------------------------	--	----------------------------------	----------------------------------	-----------------------------------	---	------------------------	----------	----------	----------	----------



24" and 30" wide double door cabinets may be ordered with a grommet option located in the back of the case by adding a "G" between the 4th and 5th character of the pattern number, example (BT3DG6424WLV). Add \$100 for this option. **Note**, by adding a "G" option, the cabinet will also receive AV hinged doors.

64" High Double Door tower with two wide drawers		29 <sup>7</sup> / <sub>8</sub> "	23 <sup>1</sup> / <sub>2</sub> "	63 <sup>5</sup> / <sub>16</sub> "	Y	<b>BT3D6430WWL(L/V)</b>	3,146.	3,362.	5,592.	6,029.
--------------------------------------------------	--	----------------------------------	----------------------------------	-----------------------------------	---	-------------------------	--------	--------	--------	--------



24" and 30" wide double door cabinets may be ordered with a grommet option located in the back of the case by adding a "G" between the 4th and 5th character of the pattern number, example (BT3DG6424WLV). Add \$100 for this option. **Note**, by adding a "G" option, the cabinet will also receive AV hinged doors.

Series 2 Laminate and Veneer Front Storage

#### Order Code

Example:	<b>BT3WSLH5730BBFL-VC 113</b>
<b>BT3</b>	Series 2 Veneer Front
<b>WS</b>	Wardrobe and Single Door
<b>LH</b>	Left Hand Access
<b>57</b>	57" High
<b>30</b>	30" Wide
<b>B</b>	Box Drawer
<b>B</b>	Box Drawer
<b>F</b>	File Drawer
<b>L</b>	Locking
<b>VC</b>	Front Finish Medium Grey
<b>113</b>	Case Finish Dark Grey

#### Specification Information

For non-locking towers, deduct as follows from the list price for each unit: Deduct \$30 for (1) lock unit, \$60 for (2) lock unit, and \$75 for a (3) lock unit. Substitute the "L" suffix with an "N" within the pattern number to designate a non-locking unit, example (RT3WSLH5030BBFN)

- 15" w Side Access and Display towers include (1) lock.
- Single door towers, double door towers, 24" w and 30" w Side Access and Display towers include (2) locks. (Except full-height doors which include (1) lock)
- Front Access (only) towers with wardrobe include (3) locks. (Except full-height doors with wardrobe which include (2) locks)

"M" drawers consisting of a box drawer body with a file drawer head are available by substituting any two "B" or any one "F" character within the pattern number, example (RT3WSLH5030MFN). Multiple "M" drawers may be specified providing they equal the total modules available.

A 6" drawer, behind a cupboard door is available by adding the numeral 1 to the end of the pattern number, example (RT3WSLH6430BBFL1)

**Note:** 6" drawer behind doors are not available within the wardrobe portion of towers. Drawers behind doors are painted black.

#### Critical Dimensions

Dimensions under, **w**, **d** and **h** are actual to the nearest <sup>1</sup>/<sub>16</sub>"

42", 50", 57" and 64" Tower Internal Dimensions

- Box and M drawer height: 4<sup>5</sup>/<sub>16</sub>"
- Box and M drawer width: 12<sup>1</sup>/<sub>16</sub>"
- Box and M drawer depth: 18<sup>3</sup>/<sub>8</sub>"
- File drawer height: 9<sup>1</sup>/<sub>4</sub>"
- File drawer width: 12<sup>1</sup>/<sub>16</sub>"
- File drawer depth: 18<sup>3</sup>/<sub>8</sub>"
- Wide drawer height: 9<sup>7</sup>/<sub>16</sub>"
- Wide drawer width: 20<sup>3</sup>/<sub>4</sub>"
- Wide drawer depth: 22<sup>7</sup>/<sub>8</sub>"

**Note:** All towers are configured from the top down with standard combinations of box and file drawers.

**Template Pull length:**  
Steel and Veneer fronts receive 2" pulls on doors and 3" pulls on drawers.  
Laminate fronts receive 5" pulls on all doors and drawers.

**Note: Drawers behind doors list prices are as follows: 1=\$255**

#### Application Notes

Hanging rails and other accessories are not included and must be ordered separately. Hanging rails are included with 24" and 30" wide lateral drawers only. (See *Tower Accessories for pricing and order entry information*)

Half depth adjustable shelves and coat hooks may be ordered separately allowing the cupboard area of the 15", 24" and 30" wide towers to support binders as well as shorter coats. (See *Tower Accessories for pricing and order entry information*)

**Note: Laminate/Veneer front towers are comprised of a steel case with wood laminate/veneer fronts and top.**

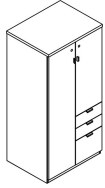
# Storage Towers Laminate and Veneer Front - Template Pull

## 30" Wide Storage Towers

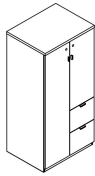
### 64" High

Series 2 Storage

description	type	w	d	h	lock	pattern no.	L1	L2	V1	V2
64" High tower with two box and one file drawer and door and wardrobe (left hand shown)	left hand	29 <sup>7</sup> / <sub>8</sub> "	23 <sup>1</sup> / <sub>2</sub> "	63 <sup>5</sup> / <sub>16</sub> "	Y	<b>BT3WSLH6430BBFL(L/V)</b>	\$2,981.	\$3,210.	\$4,712.	\$5,081.
	right hand	29 <sup>7</sup> / <sub>8</sub> "	23 <sup>1</sup> / <sub>2</sub> "	63 <sup>5</sup> / <sub>16</sub> "	Y	<b>BT3WSRH6430BBFL(L/V)</b>	2,981.	3,210.	4,712.	5,081.



64" High tower with two file drawers and door and wardrobe (left hand shown)	left hand	29 <sup>7</sup> / <sub>8</sub> "	23 <sup>1</sup> / <sub>2</sub> "	63 <sup>5</sup> / <sub>16</sub> "	Y	<b>BT3WSLH6430FFL(L/V)</b>	2,826.	3,059.	4,393.	4,738.
	right hand	29 <sup>7</sup> / <sub>8</sub> "	23 <sup>1</sup> / <sub>2</sub> "	63 <sup>5</sup> / <sub>16</sub> "	Y	<b>BT3WSRH6430FFL(L/V)</b>	2,826.	3,059.	4,393.	4,738.



#### Order Code

Example:	<b>BT3WSLH5730BBFL-VC 113</b>
<b>BT3</b>	Series 2 Veneer Front
<b>WS</b>	Wardrobe and Single Door
<b>LH</b>	Left Hand Access
<b>57</b>	57" High
<b>30</b>	30" Wide
<b>B</b>	Box Drawer
<b>B</b>	Box Drawer
<b>F</b>	File Drawer
<b>L</b>	Locking
<b>VC</b>	Front Finish Medium Grey
<b>113</b>	Case Finish Dark Grey

#### Specification Information

For non-locking towers, deduct as follows from the list price for each unit: Deduct \$30 for (1) lock unit, \$60 for (2) lock unit, and \$75 for a (3) lock unit. Substitute the "L" suffix with an "N" within the pattern number to designate a non-locking unit, example (RT3WSLH5030BBFN)

- 15" w Side Access and Display towers include (1) lock.
- Single door towers, double door towers, 24" w and 30" w Side Access and Display towers include (2) locks. (Except full-height doors which include (1) lock)
- Front Access (only) towers with wardrobe include (3) locks. (Except full-height doors with wardrobe which include (2) locks)

"M" drawers consisting of a box drawer body with a file drawer head are available by substituting any two "B" or any one "F" character within the pattern number, example (RT3WSLH5030MFN). Multiple "M" drawers may be specified providing they equal the total modules available.

A 6" drawer, behind a cupboard door is available by adding the numeral 1 to the end of the pattern number, example (RT3WSLH6430BBFL1)

**Note:** 6" drawer behind doors are not available within the wardrobe portion of towers. Drawers behind doors are painted black.

#### Critical Dimensions

Dimensions under, **w**, **d** and **h** are actual to the nearest <sup>1</sup>/<sub>16</sub>"

42", 50", 57" and 64" Tower Internal Dimensions

- Box and M drawer height: 4<sup>5</sup>/<sub>16</sub>"
- Box and M drawer width: 12<sup>1</sup>/<sub>16</sub>"
- Box and M drawer depth: 18<sup>3</sup>/<sub>8</sub>"
- File drawer height: 9<sup>1</sup>/<sub>4</sub>"
- File drawer width: 12<sup>1</sup>/<sub>16</sub>"
- File drawer depth: 18<sup>3</sup>/<sub>8</sub>"
- Wide drawer height: 9<sup>7</sup>/<sub>16</sub>"
- Wide drawer width: 20<sup>3</sup>/<sub>4</sub>"
- Wide drawer depth: 22<sup>7</sup>/<sub>8</sub>"

**Note:** All towers are configured from the top down with standard combinations of box and file drawers.

**Template Pull length:**  
Steel and Veneer fronts receive 2" pulls on doors and 3" pulls on drawers.  
Laminate fronts receive 5" pulls on all doors and drawers.

**Note: Drawers behind doors list prices are as follows: 1=\$255**

#### Application Notes

Hanging rails and other accessories are not included and must be ordered separately. Hanging rails are included with 24" and 30" wide lateral drawers only. (See *Tower Accessories for pricing and order entry information*)

Half depth adjustable shelves and coat hooks may be ordered separately allowing the cupboard area of the 15", 24" and 30" wide towers to support binders as well as shorter coats. (See *Tower Accessories for pricing and order entry information*)

**Note: Laminate/Veneer front towers are comprised of a steel case with wood laminate/veneer fronts and top.**

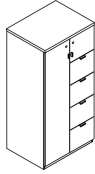
# Storage Towers Laminate and Veneer Front - Template Pull

## 30" Wide Storage Towers

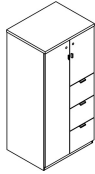
### 64" High

Series 2 Storage

description	type	w	d	h	lock	pattern no.	L1	L2	V1	V2
64" High tower with four file drawers and door and wardrobe (left hand shown)	left hand	29 <sup>7</sup> / <sub>8</sub> "	23 <sup>1</sup> / <sub>2</sub> "	63 <sup>5</sup> / <sub>16</sub> "	Y	<b>BT3WSLH6430FFFL(L/V)</b>	\$3,248.	\$3,472.	\$5,220.	\$5,628.
	right hand	29 <sup>7</sup> / <sub>8</sub> "	23 <sup>1</sup> / <sub>2</sub> "	63 <sup>5</sup> / <sub>16</sub> "	Y	<b>BT3WSRH6430FFFL(L/V)</b>	3,248.	3,472.	5,220.	5,628.



64" High tower with three file drawers and door and wardrobe (left hand shown)	left hand	29 <sup>7</sup> / <sub>8</sub> "	23 <sup>1</sup> / <sub>2</sub> "	63 <sup>5</sup> / <sub>16</sub> "	Y	<b>BT3WSLH6430FFFL(L/V)</b>	2,998.	3,224.	4,754.	5,129.
	right hand	29 <sup>7</sup> / <sub>8</sub> "	23 <sup>1</sup> / <sub>2</sub> "	63 <sup>5</sup> / <sub>16</sub> "	Y	<b>BT3WSRH6430FFFL(L/V)</b>	2,998.	3,224.	4,754.	5,129.



Series 2 Laminate and Veneer Front Storage

#### Order Code

Example:	<b>BT3WSLH5730BBFL-VC 113</b>
<b>BT3</b>	Series 2 Veneer Front
<b>WS</b>	Wardrobe and Single Door
<b>LH</b>	Left Hand Access
<b>57</b>	57" High
<b>30</b>	30" Wide
<b>B</b>	Box Drawer
<b>B</b>	Box Drawer
<b>F</b>	File Drawer
<b>L</b>	Locking
<b>VC</b>	Front Finish Medium Grey
<b>113</b>	Case Finish Dark Grey

#### Specification Information

For non-locking towers, deduct as follows from the list price for each unit: Deduct \$30 for (1) lock unit, \$60 for (2) lock unit, and \$75 for a (3) lock unit. Substitute the "L" suffix with an "N" within the pattern number to designate a non-locking unit, example (RT3WSLH5030BBFN)

- 15" w Side Access and Display towers include (1) lock.
- Single door towers, double door towers, 24" w and 30" w Side Access and Display towers include (2) locks. (Except full-height doors which include (1) lock)
- Front Access (only) towers with wardrobe include (3) locks. (Except full-height doors with wardrobe which include (2) locks)

"M" drawers consisting of a box drawer body with a file drawer head are available by substituting any two "B" or any one "F" character within the pattern number, example (RT3WSLH5030MFN). Multiple "M" drawers may be specified providing they equal the total modules available.

A 6" drawer, behind a cupboard door is available by adding the numeral 1 to the end of the pattern number, example (RT3WSLH6430BBFL1)

**Note:** 6" drawer behind doors are not available within the wardrobe portion of towers. Drawers behind doors are painted black.

**Note: Drawers behind doors list prices are as follows: 1=\$255**

#### Application Notes

Hanging rails and other accessories are not included and must be ordered separately. Hanging rails are included with 24" and 30" wide lateral drawers only. (See *Tower Accessories for pricing and order entry information*)

Half depth adjustable shelves and coat hooks may be ordered separately allowing the cupboard area of the 15", 24" and 30" wide towers to support binders as well as shorter coats. (See *Tower Accessories for pricing and order entry information*)

**Note: Laminate/Veneer front towers are comprised of a steel case with wood laminate/veneer fronts and top.**

#### Critical Dimensions

Dimensions under, **w**, **d** and **h** are actual to the nearest <sup>1</sup>/<sub>16</sub>"

42", 50", 57" and 64" Tower Internal Dimensions

- Box and M drawer height: 4<sup>5</sup>/<sub>16</sub>"
- Box and M drawer width: 12<sup>1</sup>/<sub>16</sub>"
- Box and M drawer depth: 18<sup>3</sup>/<sub>8</sub>"
- File drawer height: 9<sup>1</sup>/<sub>4</sub>"
- File drawer width: 12<sup>1</sup>/<sub>16</sub>"
- File drawer depth: 18<sup>3</sup>/<sub>8</sub>"
- Wide drawer height: 9<sup>7</sup>/<sub>16</sub>"
- Wide drawer width: 20<sup>3</sup>/<sub>4</sub>"
- Wide drawer depth: 22<sup>7</sup>/<sub>8</sub>"

**Note:** All towers are configured from the top down with standard combinations of box and file drawers.

**Template Pull length:**  
Steel and Veneer fronts receive 2" pulls on doors and 3" pulls on drawers.  
Laminate fronts receive 5" pulls on all doors and drawers.

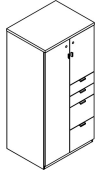
# Storage Towers Laminate and Veneer Front - Template Pull

## 30" Wide Storage Towers

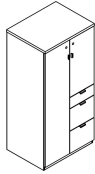
### 64" High

Series 2 Storage

description	type	w	d	h	lock	pattern no.	L1	L2	V1	V2
64" High tower with two box and two file drawers and door and wardrobe (left hand shown)	left hand	29 <sup>7</sup> / <sub>8</sub> "	23 <sup>1</sup> / <sub>2</sub> "	63 <sup>5</sup> / <sub>16</sub> "	Y	<b>BT3WSLH6430BBFFL(L/V)</b>	\$3,244.	\$3,469.	\$5,154.	\$5,559.
	right hand	29 <sup>7</sup> / <sub>8</sub> "	23 <sup>1</sup> / <sub>2</sub> "	63 <sup>5</sup> / <sub>16</sub> "	Y	<b>BT3WSRH6430BBFFL(L/V)</b>	3,244.	3,469.	5,154.	5,559.



64" High tower with one box and two file drawers and door and wardrobe (left hand shown)	left hand	29 <sup>7</sup> / <sub>8</sub> "	23 <sup>1</sup> / <sub>2</sub> "	63 <sup>5</sup> / <sub>16</sub> "	Y	<b>BT3WSLH6430BBFFL(L/V)</b>	3,000.	3,226.	4,774.	5,151.
	right hand	29 <sup>7</sup> / <sub>8</sub> "	23 <sup>1</sup> / <sub>2</sub> "	63 <sup>5</sup> / <sub>16</sub> "	Y	<b>BT3WSRH6430BBFFL(L/V)</b>	3,000.	3,226.	4,774.	5,151.



#### Order Code

Example:	<b>BT3WSLH5730BBFL-VC 113</b>
<b>BT3</b>	Series 2 Veneer Front
<b>WS</b>	Wardrobe and Single Door
<b>LH</b>	Left Hand Access
<b>57</b>	57" High
<b>30</b>	30" Wide
<b>B</b>	Box Drawer
<b>B</b>	Box Drawer
<b>F</b>	File Drawer
<b>L</b>	Locking
<b>VC</b>	Front Finish Medium Grey
<b>113</b>	Case Finish Dark Grey

#### Specification Information

For non-locking towers, deduct as follows from the list price for each unit: Deduct \$30 for (1) lock unit, \$60 for (2) lock unit, and \$75 for a (3) lock unit. Substitute the "L" suffix with an "N" within the pattern number to designate a non-locking unit, example (RT3WSLH5030BBFN)

- 15" w Side Access and Display towers include (1) lock.
- Single door towers, double door towers, 24" w and 30" w Side Access and Display towers include (2) locks. (Except full-height doors which include (1) lock)
- Front Access (only) towers with wardrobe include (3) locks. (Except full-height doors with wardrobe which include (2) locks)

"M" drawers consisting of a box drawer body with a file drawer head are available by substituting any two "B" or any one "F" character within the pattern number, example (RT3WSLH5030MFN). Multiple "M" drawers may be specified providing they equal the total modules available.

A 6" drawer, behind a cupboard door is available by adding the numeral 1 to the end of the pattern number, example (RT3WSLH6430BBFL1)

**Note:** 6" drawer behind doors are not available within the wardrobe portion of towers. Drawers behind doors are painted black.

**Note: Drawers behind doors list prices are as follows: 1=\$255**

#### Application Notes

Hanging rails and other accessories are not included and must be ordered separately. Hanging rails are included with 24" and 30" wide lateral drawers only. (See *Tower Accessories for pricing and order entry information*)

Half depth adjustable shelves and coat hooks may be ordered separately allowing the cupboard area of the 15", 24" and 30" wide towers to support binders as well as shorter coats. (See *Tower Accessories for pricing and order entry information*)

**Note: Laminate/Veneer front towers are comprised of a steel case with wood laminate/veneer fronts and top.**

#### Critical Dimensions

Dimensions under, **w**, **d** and **h** are actual to the nearest <sup>1</sup>/<sub>16</sub>"

42", 50", 57" and 64" Tower Internal Dimensions

- Box and M drawer height: 4<sup>5</sup>/<sub>16</sub>"
- Box and M drawer width: 12<sup>1</sup>/<sub>16</sub>"
- Box and M drawer depth: 18<sup>3</sup>/<sub>8</sub>"
- File drawer height: 9<sup>1</sup>/<sub>4</sub>"
- File drawer width: 12<sup>1</sup>/<sub>16</sub>"
- File drawer depth: 18<sup>3</sup>/<sub>8</sub>"
- Wide drawer height: 9<sup>9</sup>/<sub>16</sub>"
- Wide drawer width: 20<sup>3</sup>/<sub>4</sub>"
- Wide drawer depth: 22<sup>7</sup>/<sub>8</sub>"

**Note:** All towers are configured from the top down with standard combinations of box and file drawers.

**Template Pull length:**  
Steel and Veneer fronts receive 2" pulls on doors and 3" pulls on drawers.  
Laminate fronts receive 5" pulls on all doors and drawers.

# Pedestals Veneer Front - Reff S Pull

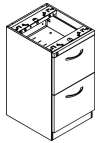
## Floorstanding Pedestals

Series 2 Storage

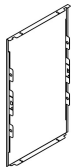
description	w	d	h	lock	pattern no.	V1	V2	P1	P2	P3
Floorstanding Pedestal with two box and one file drawer with lock	14 <sup>7</sup> / <sub>8</sub> "	17 <sup>1</sup> / <sub>4</sub> "	26 <sup>7</sup> / <sub>8</sub> "	Y	<b>RS2PFL18A</b>	\$1,072.	\$1,158.			
	14 <sup>7</sup> / <sub>8</sub> "	23 <sup>1</sup> / <sub>4</sub> "	26 <sup>7</sup> / <sub>8</sub> "	Y	<b>RS2PFL24A</b>	1,035.	1,116.			
	14 <sup>7</sup> / <sub>8</sub> "	29 <sup>1</sup> / <sub>4</sub> "	26 <sup>7</sup> / <sub>8</sub> "	Y	<b>RS2PFL30A</b>	1,207.	1,302.			



Floorstanding Pedestal with two file drawers with lock	14 <sup>7</sup> / <sub>8</sub> "	17 <sup>1</sup> / <sub>4</sub> "	26 <sup>7</sup> / <sub>8</sub> "	Y	<b>RS2PFL18B</b>	1,025.	1,106.			
	14 <sup>7</sup> / <sub>8</sub> "	23 <sup>1</sup> / <sub>4</sub> "	26 <sup>7</sup> / <sub>8</sub> "	Y	<b>RS2PFL24B</b>	988.	1,069.			
	14 <sup>7</sup> / <sub>8</sub> "	29 <sup>1</sup> / <sub>4</sub> "	26 <sup>7</sup> / <sub>8</sub> "	Y	<b>RS2PFL30B</b>	1,180.	1,272.			



Series 2 Floorstanding Pedestal Case Back	14 <sup>7</sup> / <sub>8</sub> "	N/A	26 <sup>7</sup> / <sub>8</sub> "	N/A	<b>DS2XPB</b>			96.	109.	112.
-------------------------------------------	----------------------------------	-----	----------------------------------	-----	---------------	--	--	-----	------	------



Series 2 Laminate and Veneer Front Storage

Order Code	Specification Information	Application Notes	Critical Dimensions
Example: <b>RS2PFL24A-VC 113</b>			
<b>RS2</b> Series 2 Veneer Front	<p>Deduct \$20 from the list price for non-locking units. Substitute the "L" with a "N" within the pattern number to designate a non-locking unit, <i>example</i> (RS2PFN18A).</p> <p><b>Note:</b> 24" deep floorstanding pedestals do not include a back panel. Back panels must be ordered separately. 18" and 30" floorstanding pedestals have backs standard.</p> <p><b>Note:</b> Be sure to specify a paint finish for the case as well as a veneer selection for the fronts.</p> <p>Add an "F" to the end of the pattern number to receive full extension slides on all box drawers. Upcharge is \$25 list per pedestal.</p>	<p>Hanging rails and other accessories are not included and must be ordered separately. (<i>See pedestal accessories page (298), for pricing and ordering information</i>)</p> <p><b>Note: Do not use with Reff Desk Height components</b></p> <p>Pull finish is stainless steel.</p>	<p>Dimensions under, <b>w</b>, <b>d</b> and <b>h</b> are actual to the nearest 1/16"</p> <p>24" Deep Floorstanding Pedestal Internal Drawer Dimensions</p> <ul style="list-style-type: none"> <li>• Box drawer height: 4<sup>3</sup>/<sub>16</sub>"</li> <li>• Box drawer width: 12<sup>1</sup>/<sub>16</sub>"</li> <li>• Box drawer depth: 18<sup>3</sup>/<sub>8</sub>"</li> <li>• File drawer height: 9<sup>1</sup>/<sub>4</sub>"</li> <li>• File drawer width: 12<sup>1</sup>/<sub>16</sub>"</li> <li>• File drawer depth: 18<sup>3</sup>/<sub>8</sub>"</li> </ul>
<b>PF</b> Pedestal Floorstanding			
<b>L</b> Locking			
<b>24</b> Depth			
<b>A</b> Box/Box/File			
<b>VC</b> Front Finish, Med Cherry			
<b>113</b> Dark Grey			



# Pedestals Veneer Front - Reff S Pull

## Mobile Pedestals

Series 2 Storage

description	w	d	h	lock	pattern no.	V1	V2
Mobile Pedestal with two box and one file drawer	14 <sup>7</sup> / <sub>8</sub> "	16 <sup>3</sup> / <sub>4</sub> "	26 <sup>3</sup> / <sub>8</sub> "	Y	<b>RS2PML18A</b>	\$1,443.	\$1,554.
	14 <sup>7</sup> / <sub>8</sub> "	22 <sup>3</sup> / <sub>4</sub> "	26 <sup>3</sup> / <sub>8</sub> "	Y	<b>RS2PML24A</b>	1,443.	1,554.



Mobile Pedestal with one box and one file drawer	14 <sup>7</sup> / <sub>8</sub> "	16 <sup>3</sup> / <sub>4</sub> "	20 <sup>3</sup> / <sub>8</sub> "	Y	<b>RS2PML18F</b>	1,304.	1,406.
	14 <sup>7</sup> / <sub>8</sub> "	22 <sup>3</sup> / <sub>4</sub> "	20 <sup>3</sup> / <sub>8</sub> "	Y	<b>RS2PML24F</b>	1,304.	1,406.



Mobile Pedestal with two file drawers	14 <sup>7</sup> / <sub>8</sub> "	16 <sup>3</sup> / <sub>4</sub> "	26 <sup>3</sup> / <sub>8</sub> "	Y	<b>RS2PML18B</b>	1,443.	1,554.
	14 <sup>7</sup> / <sub>8</sub> "	22 <sup>3</sup> / <sub>4</sub> "	26 <sup>3</sup> / <sub>8</sub> "	Y	<b>RS2PML24B</b>	1,443.	1,554.



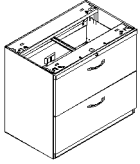
Order Code	Specification Information	Application Notes	Critical Dimensions
Example: <b>RS2PML24A-VC 113</b>			
<b>RS2</b> Series 2 Veneer Front	Add \$55 list for Mobile Handle.	Hanging rails and other accessories are not included and must be ordered separately. (See pedestal accessories page (298), for pricing and ordering information)	Dimensions under, <b>w</b> , <b>d</b> and <b>h</b> are actual to the nearest 1/16"
<b>PM</b> Pedestal Mobile	Add a " <b>P</b> " between the " <b>L</b> " lock code and the case size to designate the handle option, <i>example</i> (RS2PML <b>P</b> 24A)		
<b>L</b> Locking		<i>Note: Do not use with Reff Desk High Components</i>	Mobile Pedestal Internal Drawer Dimensions <ul style="list-style-type: none"> <li>• Box drawer height: 4<sup>5</sup>/<sub>16</sub>"</li> <li>• Box drawer width: 12<sup>1</sup>/<sub>16</sub>"</li> <li>• Box drawer depth: 18<sup>3</sup>/<sub>8</sub>"</li> <li>• File drawer height: 9<sup>1</sup>/<sub>4</sub>"</li> <li>• File drawer width: 12<sup>1</sup>/<sub>16</sub>"</li> <li>• File drawer depth: 18<sup>3</sup>/<sub>8</sub>"</li> </ul>
<b>24</b> Depth	Deduct \$35 list for units without a top. Add an " <b>O</b> " in place of the " <b>M</b> " in the pattern number to designate the no-top option, <i>example</i> (RS2 <b>POL</b> 18A)		
<b>A</b> Box/Box/File		Pull finish is stainless steel.	
<b>VC</b> Front Finish, Med Cherry			
<b>113</b> Dark Grey	Add an " <b>F</b> " to the end of the pattern number to receive full extension slides on all box drawers. Upcharge is \$25 list per pedestal.		

# Pedestals Veneer Front - Reff S Pull

## Double Wide Pedestals

Series 2 Storage

description	w	d	h	lock	pattern no.	V1	V2
Doublewide Pedestal with two file drawers	30"	18 <sup>3</sup> / <sub>4</sub> "	26 <sup>7</sup> / <sub>8</sub> "	Y	<b>RS2DW30L</b>	\$1,457.	\$1,501.
	36"	18 <sup>3</sup> / <sub>4</sub> "	26 <sup>7</sup> / <sub>8</sub> "	Y	<b>RS2DW36L</b>	1,610.	1,657.



Series 2 Laminate and Veneer Front Storage

### Order Code

Example:	<b>RS2DW30L-VC 113</b>
<b>RS2</b>	Series 2 Veneer Front
<b>DW</b>	Doublewide Pedestal
<b>30</b>	30" wide
<b>L</b>	Locking
<b>VC</b>	Front Finish, Med Cherry
<b>113</b>	Dark Grey

### Specification Information

Deduct \$20 from the list price for non-locking units. Substitute the "L" suffix with a "N" within the pattern number to designate a non-locking unit, *example* (RS2DW30N).

**Note: Do not use with Reff Desk Height Components**

### Application Notes

Doublewide pedestals are not intended for freestanding use and must be secured beneath a supported worksurface. (*See Calibre lateral files price list for two drawer files that can be used for freestanding applications*)

Pull finish is stainless steel.

### Critical Dimensions

Dimensions under, **w**, **d** and **h** are actual to the nearest <sup>1</sup>/<sub>16</sub>"

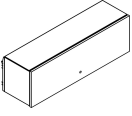
Doublewide Pedestal Drawer Internal Dimensions

- Lateral drawer height: 9<sup>3</sup>/<sub>4</sub>"
- Lateral drawer width: 26<sup>3</sup>/<sub>4</sub>" and 32<sup>3</sup>/<sub>4</sub>"
- Lateral drawer depth: 15<sup>3</sup>/<sub>4</sub>"

# Overhead Storage Veneer Front with Dividends Mounting Brackets

Series 2 Storage

## Panel Mount Overhead Storage

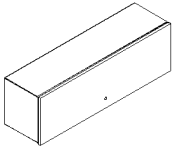
description	w	d	h	lock	pattern no.	V1-P1	V1-P2	V1-P3
 Panel mount overhead cabinet with lock	23 <sup>7</sup> / <sub>8</sub> "	14 <sup>1</sup> / <sub>8</sub> "	15"	Y	<b>DS2PM24L</b>	\$843.	\$926.	\$950.
	29 <sup>7</sup> / <sub>8</sub> "	14 <sup>1</sup> / <sub>8</sub> "	15"	Y	<b>DS2PM30L</b>	843.	926.	950.
	35 <sup>7</sup> / <sub>8</sub> "	14 <sup>1</sup> / <sub>8</sub> "	15"	Y	<b>DS2PM36L</b>	852.	938.	969.
	41 <sup>7</sup> / <sub>8</sub> "	14 <sup>1</sup> / <sub>8</sub> "	15"	Y	<b>DS2PM42L</b>	872.	971.	1,002.
	47 <sup>7</sup> / <sub>8</sub> "	14 <sup>1</sup> / <sub>8</sub> "	15"	Y	<b>DS2PM48L</b>	936.	1,041.	1,078.
	53 <sup>7</sup> / <sub>8</sub> "	14 <sup>1</sup> / <sub>8</sub> "	15"	Y	<b>DS2PM54L</b>	1,335.	1,458.	1,501.
	59 <sup>7</sup> / <sub>8</sub> "	14 <sup>1</sup> / <sub>8</sub> "	15"	Y	<b>DS2PM60L</b>	1,335.	1,458.	1,501.
	65 <sup>7</sup> / <sub>8</sub> "	14 <sup>1</sup> / <sub>8</sub> "	15"	Y	<b>DS2PM66L</b>	1,395.	1,535.	1,583.
71 <sup>7</sup> / <sub>8</sub> "	14 <sup>1</sup> / <sub>8</sub> "	15"	Y	<b>DS2PM72L</b>	1,395.	1,535.	1,583.	

Order Code	Specification Information	Application Notes	Critical Dimensions
Example: <b>DS2PM24L-VC 113</b>			
<b>DS2</b>	Series 2 Veneer Front (Dividends)	Deduct \$20 from the list price for non-locking units. Substitute the "L" suffix with a "N" within the pattern number to designate a non-locking unit, <i>example</i> (DS2PM24N). Units with two doors, deduct \$40 from the list.  24" through 48" wide units have a single door. 54" through 66" wide units have off-set double doors. 72" wide units have two doors. Units with two doors have two locks.	Dimensions under, <b>w</b> , <b>d</b> and <b>h</b> are actual to the nearest 1/16".
<b>PM</b>	Panel Mount Overhead		
<b>24</b>	24" wide		
<b>L</b>	Locking		
<b>VC</b>	Front Finish, Med Cherry		
<b>113</b>	Dark Grey		

# Overhead Storage Veneer Front with Dividends Mounting Brackets

Series 2 Storage

## Up-Mount Overhead Storage

description	w	d	h	lock	pattern no.	V1-P1	V1-P2	V1-P3
 Up-mount overhead cabinet with back and lock	29 <sup>7</sup> / <sub>8</sub> "	14 <sup>1</sup> / <sub>8</sub> "	15"	Y	<b>DS2UM30L</b>	\$989.	\$1,098.	\$1,137.
	35 <sup>7</sup> / <sub>8</sub> "	14 <sup>1</sup> / <sub>8</sub> "	15"	Y	<b>DS2UM36L</b>	1,018.	1,135.	1,174.
	41 <sup>7</sup> / <sub>8</sub> "	14 <sup>1</sup> / <sub>8</sub> "	15"	Y	<b>DS2UM42L</b>	1,058.	1,177.	1,213.
	47 <sup>7</sup> / <sub>8</sub> "	14 <sup>1</sup> / <sub>8</sub> "	15"	Y	<b>DS2UM48L</b>	1,116.	1,235.	1,274.
	53 <sup>7</sup> / <sub>8</sub> "	14 <sup>1</sup> / <sub>8</sub> "	15"	Y	<b>DS2UM54L</b>	1,560.	1,722.	1,771.
	59 <sup>7</sup> / <sub>8</sub> "	14 <sup>1</sup> / <sub>8</sub> "	15"	Y	<b>DS2UM60L</b>	1,560.	1,722.	1,771.
	65 <sup>7</sup> / <sub>8</sub> "	14 <sup>1</sup> / <sub>8</sub> "	15"	Y	<b>DS2UM66L</b>	1,629.	1,800.	1,852.
	71 <sup>7</sup> / <sub>8</sub> "	14 <sup>1</sup> / <sub>8</sub> "	15"	Y	<b>DS2UM72L</b>	1,629.	1,800.	1,852.

Series 2 Steel Front Up-Mount Bracket (Dividends)	7 <sup>7</sup> / <sub>8</sub> "	12 <sup>3</sup> / <sub>16</sub> "	11 <sup>3</sup> / <sub>4</sub> "	N/A	<b>DB1U18</b>	82.	88.	93.
---------------------------------------------------	---------------------------------	-----------------------------------	----------------------------------	-----	---------------	-----	-----	-----



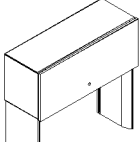
Series 2 Laminate and Veneer Front Storage

Order Code	Specification Information	Application Notes	Critical Dimensions
Example: <b>DS2UM24L-VC 113</b> <b>DS2</b> Series 2 Veneer Front (Dividends) <b>UM</b> Up Mount Overhead <b>24</b> 24" wide <b>L</b> Locking <b>VC</b> Front Finish, Med Cherry <b>113</b> Dark Grey	Deduct \$20 from the list price for non-locking units. Substitute the "L" suffix with a "N" within the pattern number to designate a non-locking unit, <i>example</i> (DS2PM24N). Units with two doors, deduct \$40 from the list.  24" through 48" wide units have a single door. 54" through 66" wide units have off-set double doors. 72" wide units have two doors. Units with two doors have two locks.	<b>Note:</b> Up-mount overhead cabinets include an enclosed back.	Dimensions under, <b>w</b> , <b>d</b> and <b>h</b> are actual to the nearest 1/16"
	Up-mount brackets are required and must be ordered separately.		

# Overhead Storage Veneer Front with Dividends Mounting Brackets

Series 2 Storage

## Stanchion Mount Overhead Storage

description	w	d	h	lock	pattern no.	V1-P1	V1-P2	V1-P3
	35 <sup>7</sup> / <sub>8</sub> "	14 <sup>1</sup> / <sub>8</sub> "	15"	Y	<b>DS2OD36L</b>	\$1,470.	\$1,654.	\$1,713.
	41 <sup>7</sup> / <sub>8</sub> "	14 <sup>1</sup> / <sub>8</sub> "	15"	Y	<b>DS2OD42L</b>	1,510.	1,692.	1,756.
	47 <sup>7</sup> / <sub>8</sub> "	14 <sup>1</sup> / <sub>8</sub> "	15"	Y	<b>DS2OD48L</b>	1,565.	1,754.	1,811.
	53 <sup>7</sup> / <sub>8</sub> "	14 <sup>1</sup> / <sub>8</sub> "	15"	Y	<b>DS2OD54L</b>	2,010.	2,239.	2,313.
	59 <sup>7</sup> / <sub>8</sub> "	14 <sup>1</sup> / <sub>8</sub> "	15"	Y	<b>DS2OD60L</b>	2,010.	2,239.	2,313.
	65 <sup>7</sup> / <sub>8</sub> "	14 <sup>1</sup> / <sub>8</sub> "	15"	Y	<b>DS2OD66L</b>	2,079.	2,315.	2,392.
	71 <sup>7</sup> / <sub>8</sub> "	14 <sup>1</sup> / <sub>8</sub> "	15"	Y	<b>DS2OD72L</b>	2,079.	2,315.	2,392.

### Order Code

Example:	<b>DS2OD36L-113</b>
<b>DS2</b>	Series 2 Veneer Front (Dividends)
<b>OD</b>	Stanchion Mount Overhead
<b>36</b>	36" wide
<b>L</b>	Locking
<b>VC</b>	Front Finish, Med Cherry
<b>113</b>	Dark Grey

### Specification Information

Deduct \$20 from the list price for non-locking units. Substitute the "L" suffix with a "N" within the pattern number to designate a non-locking unit, *example* (DS2PM24N). Units with two doors, deduct \$40 from the list.

24" through 48" wide units have a single door. 54" through 66" wide units have off-set double doors. 72" wide units have two doors. Units with two doors have two locks.

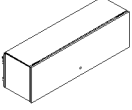
### Critical Dimensions

Dimensions under, **w**, **d** and **h** are actual to the nearest 1/16".

# Overhead Storage Veneer Front with Reff Mounting Brackets

## Panel Mount Overhead Storage

Series 2 Storage

description	w	d	h	lock	pattern no.	V1	V2
 Panel mount overhead cabinet with lock	23 <sup>7</sup> / <sub>8</sub> "	14 <sup>1</sup> / <sub>8</sub> "	15"	Y	<b>RS2PM24L</b>	\$856.	\$944.
	29 <sup>7</sup> / <sub>8</sub> "	14 <sup>1</sup> / <sub>8</sub> "	15"	Y	<b>RS2PM30L</b>	856.	944.
	35 <sup>7</sup> / <sub>8</sub> "	14 <sup>1</sup> / <sub>8</sub> "	15"	Y	<b>RS2PM36L</b>	890.	980.
	41 <sup>7</sup> / <sub>8</sub> "	14 <sup>1</sup> / <sub>8</sub> "	15"	Y	<b>RS2PM42L</b>	912.	1,000.
	47 <sup>7</sup> / <sub>8</sub> "	14 <sup>1</sup> / <sub>8</sub> "	15"	Y	<b>RS2PM48L</b>	969.	1,067.
	53 <sup>7</sup> / <sub>8</sub> "	14 <sup>1</sup> / <sub>8</sub> "	15"	Y	<b>RS2PM54L</b>	1,390.	1,527.
	59 <sup>7</sup> / <sub>8</sub> "	14 <sup>1</sup> / <sub>8</sub> "	15"	Y	<b>RS2PM60L</b>	1,390.	1,527.
	65 <sup>7</sup> / <sub>8</sub> "	14 <sup>1</sup> / <sub>8</sub> "	15"	Y	<b>RS2PM66L</b>	1,444.	1,587.
	71 <sup>7</sup> / <sub>8</sub> "	14 <sup>1</sup> / <sub>8</sub> "	15"	Y	<b>RS2PM72L</b>	1,444.	1,587.

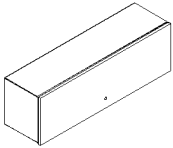
Series 2 Laminate and Veneer Front Storage

Order Code	Specification Information	Application Notes	Critical Dimensions
Example: <b>RS2PM24L-VC 113</b>			
<b>RS2</b> Series 2 Veneer Front (Reff)	Deduct \$20 from the list price for non-locking units. Substitute the "L" suffix with a "N" within the pattern number to designate a non-locking unit, <i>example</i> (RS2PM24N). Units with two doors, deduct \$40 from the list.	<b>Note:</b> Up-mount overhead cabinets include an enclosed back.	Dimensions under, <b>w</b> , <b>d</b> and <b>h</b> are actual to the nearest 1/16".
<b>PM</b> Panel Mount Overhead			
<b>24</b> 24" Wide			
<b>L</b> Locking			
<b>VC</b> Front Finish, Medium Cherry	24" through 48" wide units have a single door. 54" through 66" wide units have off-set double doors. 72" wide units have two doors. Units with two doors have two locks.		
<b>113</b> Paint Finish, Dark Grey			

# Overhead Storage Veneer Front with Reff Mounting Brackets

## Up-Mount Overhead Storage

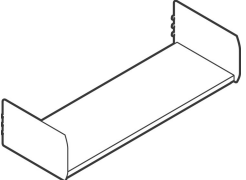
Series 2 Storage

description	w	d	h	lock	pattern no.	V1	V2	P1	P2	P3
	23 <sup>7</sup> / <sub>8</sub> "	14 <sup>1</sup> / <sub>8</sub> "	15"	Y	<b>RS2UM24L</b>	\$1,026.	\$1,128.	\$754.	\$793.	\$832.
	29 <sup>7</sup> / <sub>8</sub> "	14 <sup>1</sup> / <sub>8</sub> "	15"	Y	<b>RS2UM30L</b>	1,026.	1,128.	754.	793.	832.
	35 <sup>7</sup> / <sub>8</sub> "	14 <sup>1</sup> / <sub>8</sub> "	15"	Y	<b>RS2UM36L</b>	1,063.	1,171.	780.	817.	857.
	41 <sup>7</sup> / <sub>8</sub> "	14 <sup>1</sup> / <sub>8</sub> "	15"	Y	<b>RS2UM42L</b>	1,101.	1,214.	802.	844.	883.
	47 <sup>7</sup> / <sub>8</sub> "	14 <sup>1</sup> / <sub>8</sub> "	15"	Y	<b>RS2UM48L</b>	1,156.	1,268.	816.	856.	901.
	53 <sup>7</sup> / <sub>8</sub> "	14 <sup>1</sup> / <sub>8</sub> "	15"	Y	<b>RS2UM54L</b>	1,611.	1,770.	1,100.	1,156.	1,213.
	59 <sup>7</sup> / <sub>8</sub> "	14 <sup>1</sup> / <sub>8</sub> "	15"	Y	<b>RS2UM60L</b>	1,611.	1,770.	1,100.	1,156.	1,213.
	65 <sup>7</sup> / <sub>8</sub> "	14 <sup>1</sup> / <sub>8</sub> "	15"	Y	<b>RS2UM66L</b>	1,685.	1,852.	1,144.	1,202.	1,263.
	71 <sup>7</sup> / <sub>8</sub> "	14 <sup>1</sup> / <sub>8</sub> "	15"	Y	<b>RS2UM72L</b>	1,685.	1,852.	1,144.	1,202.	1,263.

Series 2 Veneer Front Up-mount Overhead Bracket (Reff)	12 <sup>3</sup> / <sub>16</sub> "	<sup>7</sup> / <sub>8</sub> "	11 <sup>3</sup> / <sub>4</sub> "		<b>RB1U18</b>			340.	357.	376.
--------------------------------------------------------	-----------------------------------	-------------------------------	----------------------------------	--	---------------	--	--	------	------	------



Order Code	Specification Information	Application Notes	Critical Dimensions
Example: <b>RS2UM24L-VC 113</b>			
<b>RS2</b>	Series 2 Veneer Front (Reff)	Deduct \$20 from the list price for non-locking units. Substitute the "L" suffix with a "N" within the pattern number to designate a non-locking unit, <i>example</i> (RS2UM24N). Units with two doors, deduct \$40 from the list.  24" through 48" wide units have a single door. 54" through 66" wide units have off-set double doors. 72" wide units have two doors. Units with two doors have two locks.  Up-mount brackets are required and must be ordered separately.	Dimensions under, <b>w</b> , <b>d</b> and <b>h</b> are actual to the nearest <sup>1</sup> / <sub>16</sub> ".
<b>UM</b>	Up-mount Overhead		
<b>24</b>	24" Wide		
<b>L</b>	Locking		
<b>VC</b>	Front Finish, Medium Cherry		
<b>113</b>	Paint Finish, Dark Grey		

description	w	d	h	pattern no.	P1	P2	P3
Series 2 Overhead Book Shelf (Reff) 	23 7/8"	14 1/8"	8"	<b>RS2BS24</b>	\$183.	\$192.	\$201.
	29 7/8"	14 1/8"	8"	<b>RS2BS30</b>	191.	199.	212.
	35 7/8"	14 1/8"	8"	<b>RS2BS36</b>	191.	199.	212.
	41 7/8"	14 1/8"	8"	<b>RS2BS42</b>	198.	209.	218.
	47 7/8"	14 1/8"	8"	<b>RS2BS48</b>	206.	216.	224.
	53 7/8"	14 1/8"	8"	<b>RS2BS54</b>	227.	239.	251.
	59 7/8"	14 1/8"	8"	<b>RS2BS60</b>	227.	239.	251.
	65 7/8"	14 1/8"	8"	<b>RS2BS66</b>	237.	247.	258.
71 7/8"	14 1/8"	8"	<b>RS2BS72</b>	237.	247.	258.	

Series 2 Laminate and Veneer Front Storage

Order Code	Specification Information	Application Notes	Critical Dimensions
Example: <b>RS2BS30-113</b> <b>RS2</b> Series 2 Veneer Front <b>BS</b> Book Shelf <b>30</b> 30" wide <b>Y3</b> Dark Grey	<b>Note:</b> Steel construction for use with Reff panels.		Dimensions under, <b>w</b> , <b>d</b> and <b>h</b> are actual to the nearest 1/16".



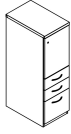
# Storage Towers Veneer Front - Reff S Pull

## 15" Wide Storage Towers

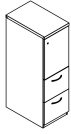
### 50" High

Series 2 Storage

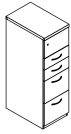
description	type	w	d	h	lock	pattern no.	V1	V2
50" High Single Door tower with two box and one file drawer (right hand shown)	left hand	14 7/8"	23 1/2"	48 3/16"	Y	RT3SLH5015BBFL	\$3,704.	\$3,994.
	right hand	14 7/8"	23 1/2"	48 3/16"	Y	RT3SRH5015BBFL	3,704.	3,994.



50" High Single Door tower with two file drawers (right hand shown)	left hand	14 7/8"	23 1/2"	48 3/16"	Y	RT3SLH5015FFL	3,341.	3,604.
	right hand	14 7/8"	23 1/2"	48 3/16"	Y	RT3SRH5015FFL	3,341.	3,604.



50" High Single Door tower with two box and two file drawers (right hand shown)	left hand	14 7/8"	23 1/2"	48 3/16"	Y	RT3SLH5015BBFFL	4,055.	4,374.
	right hand	14 7/8"	23 1/2"	48 3/16"	Y	RT3SRH5015BBFFL	4,055.	4,374.



#### Order Code

Example:	<b>RT3SLH5715FFL-VC 113</b>
<b>RT3</b>	Series 2 Veneer Front
<b>S</b>	Single Door
<b>LH</b>	Left Hand Access
<b>57</b>	57" High
<b>15</b>	15" Wide
<b>F</b>	File Drawer
<b>F</b>	File Drawer
<b>L</b>	Locking
<b>VC</b>	Front Finish Medium Cherry
<b>113</b>	Case Finish Dark Grey

#### Specification Information

For non-locking towers, deduct as follows from the list price for each unit: Deduct \$30 for (1) lock unit, \$60 for (2) lock unit, and \$75 for a (3) lock unit. Substitute the "L" suffix with an "N" within the pattern number to designate a non-locking unit, example (RT3SLH6415BBFN)

#### Application Notes

"M" drawers consisting of a box drawer body with a file drawer head are available by substituting any two "B" or any one "F" character within the pattern number, example (RT3SLH6415MFN). Multiple "M" drawers may be specified providing they equal the total modules available.

A 6" drawer, behind a cupboard door is available by adding the numeral 1 to the end of the pattern number, example (RT3SLH6415BBFL1)

**Note:** 6" drawer behind doors are not available within the wardrobe portion of towers. Drawers behind doors are painted black.

**Note:** Drawer behind doors list pricing is as follows: 1=\$255

Hanging rails and other accessories are not included and must be ordered separately. Hanging rails are included with 24" and 30" wide lateral drawers only. (See *Tower Accessories for pricing and order entry information*)

Half depth adjustable shelves and coat hooks may be ordered separately allowing the cupboard area of the 15", 24" and 30" wide towers to support binders as well as shorter coats. (See *Tower Accessories for pricing and order entry information*)

**Note:** Veneer front towers are comprised of a steel case with wood veneer fronts and top.

- 15" w Side Access and Display towers include (1) lock.
- Single door towers, double door towers, 24" w and 30" w Side Access and Display towers include (2) locks. (Except full-height doors which include (1) lock)
- Front Access (only) towers with wardrobe include (3) locks. (Except full-height doors with wardrobe which include (2) locks)

#### Critical Dimensions

Dimensions under, **w**, **d** and **h** are actual to the nearest 1/16"

42", 50", 57" and 64" Tower Internal Dimensions

- Box and M drawer height: 4 3/16"
- Box and M drawer width: 12 1/16"
- Box and M drawer depth: 18 3/8"
- File drawer height: 9 1/4"
- File drawer width: 12 1/16"
- File drawer depth: 18 3/8"

**Note:** All towers are configured from the top down with standard combinations of box and file drawers.

Pull finish is stainless steel.

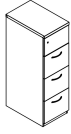
# Storage Towers Veneer Front - Reff S Pull

## 15" Wide Storage Towers

### 50" High

Series 2 Storage

description	type	w	d	h	lock	pattern no.	V1	V2
50" High Single Door tower with three file drawers (right hand shown)	left hand	14 <sup>7</sup> / <sub>8</sub> "	23 <sup>1</sup> / <sub>2</sub> "	48 <sup>5</sup> / <sub>16</sub> "	Y	<b>RT3SLH5015FFFL</b>	\$3,745.	\$4,043.
	right hand	14 <sup>7</sup> / <sub>8</sub> "	23 <sup>1</sup> / <sub>2</sub> "	48 <sup>5</sup> / <sub>16</sub> "	Y	<b>RT3SRH5015FFFL</b>	3,745.	4,043.



Series 2 Laminate and Veneer Front Storage

#### Order Code

Example:	<b>RT3SLH5715FFFL-VC113</b>
<b>RT3</b>	Series 2 Veneer Front
<b>S</b>	Single Door
<b>LH</b>	Left Hand Access
<b>57</b>	57" High
<b>15</b>	15" Wide
<b>F</b>	File Drawer
<b>F</b>	File Drawer
<b>L</b>	Locking
<b>VC</b>	Front Finish Medium Cherry
<b>113</b>	Case Finish Dark Grey

#### Specification Information

For non-locking towers, deduct as follows from the list price for each unit: Deduct \$30 for (1) lock unit, \$60 for (2) lock unit, and \$75 for a (3) lock unit. Substitute the "L" suffix with an "N" within the pattern number to designate a non-locking unit, example (RT3SLH6415BBFN)

"M" drawers consisting of a box drawer body with a file drawer head are available by substituting any two "B" or any one "F" character within the pattern number, example (RT3SLH6415MFN). Multiple "M" drawers may be specified providing they equal the total modules available.

A 6" drawer, behind a cupboard door is available by adding the numeral 1 to the end of the pattern number, example (RT3SLH6415BBFL1)

**Note:** 6" drawer behind doors are not available within the wardrobe portion of towers. Drawers behind doors are painted black.

**Note:** Drawer behind doors list pricing is as follows: 1=\$255

#### Application Notes

Hanging rails and other accessories are not included and must be ordered separately. Hanging rails are included with 24" and 30" wide lateral drawers only. (See *Tower Accessories for pricing and order entry information*)

Half depth adjustable shelves and coat hooks may be ordered separately allowing the cupboard area of the 15", 24" and 30" wide towers to support binders as well as shorter coats. (See *Tower Accessories for pricing and order entry information*)

**Note:** Veneer front towers are comprised of a steel case with wood veneer fronts and top.

- 15" w Side Access and Display towers include (1) lock.
- Single door towers, double door towers, 24" w and 30" w Side Access and Display towers include (2) locks. (Except full-height doors which include (1) lock)
- Front Access (only) towers with wardrobe include (3) locks. (Except full-height doors with wardrobe which include (2) locks)

#### Critical Dimensions

Dimensions under, **w**, **d** and **h** are actual to the nearest <sup>1</sup>/<sub>16</sub>"

42", 50", 57" and 64" Tower Internal Dimensions

- Box and M drawer height: 4<sup>5</sup>/<sub>16</sub>"
- Box and M drawer width: 12<sup>1</sup>/<sub>16</sub>"
- Box and M drawer depth: 18<sup>3</sup>/<sub>8</sub>"
- File drawer height: 9<sup>1</sup>/<sub>4</sub>"
- File drawer width: 12<sup>1</sup>/<sub>16</sub>"
- File drawer depth: 18<sup>3</sup>/<sub>8</sub>"

**Note:** All towers are configured from the top down with standard combinations of box and file drawers.

Pull finish is stainless steel.

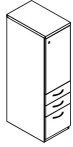
# Storage Towers Veneer Front - Reff S Pull

## 15" Wide Storage Towers

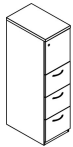
### 57" High

Series 2 Storage

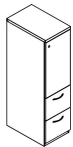
description	type	w	d	h	lock	pattern no.	V1	V2
57" High Single Door tower with two box and one file drawer (right hand shown)	left hand	14 <sup>7</sup> / <sub>8</sub> "	23 1/2"	56 <sup>3</sup> / <sub>16</sub> "	Y	RT3SLH5715BBFL	\$3,792.	\$4,088.
	right hand	14 <sup>7</sup> / <sub>8</sub> "	23 1/2"	56 <sup>3</sup> / <sub>16</sub> "	Y	RT3SRH5715BBFL	3,792.	4,088.



57" High Single Door tower with three file drawers (right hand shown)	left hand	14 <sup>7</sup> / <sub>8</sub> "	23 1/2"	56 <sup>3</sup> / <sub>16</sub> "	Y	RT3SLH5715FFFL	3,830.	4,130.
	right hand	14 <sup>7</sup> / <sub>8</sub> "	23 1/2"	56 <sup>3</sup> / <sub>16</sub> "	Y	RT3SRH5715FFFL	3,830.	4,130.



57" High Single Door tower with two file drawers (right hand shown)	left hand	14 <sup>7</sup> / <sub>8</sub> "	23 1/2"	56 <sup>3</sup> / <sub>16</sub> "	Y	RT3SLH5715FFL	3,429.	3,698.
	right hand	14 <sup>7</sup> / <sub>8</sub> "	23 1/2"	56 <sup>3</sup> / <sub>16</sub> "	Y	RT3SRH5715FFL	3,429.	3,698.



#### Order Code

Example:	<b>RT3SLH5715FFL-VC113</b>
<b>RT3</b>	Series 2 Veneer Front
<b>S</b>	Single Door
<b>LH</b>	Left Hand Access
<b>57</b>	57" High
<b>15</b>	15" Wide
<b>F</b>	File Drawer
<b>F</b>	File Drawer
<b>L</b>	Locking
<b>VC</b>	Front Finish Medium Cherry
<b>113</b>	Case Finish Dark Grey

#### Specification Information

For non-locking towers, deduct as follows from the list price for each unit: Deduct \$30 for (1) lock unit, \$60 for (2) lock unit, and \$75 for a (3) lock unit. Substitute the "L" suffix with an "N" within the pattern number to designate a non-locking unit, example (RT3SLH6415BBFN)

#### Application Notes

Hanging rails and other accessories are not included and must be ordered separately. Hanging rails are included with 24" and 30" wide lateral drawers only. (See *Tower Accessories for pricing and order entry information*)

Half depth adjustable shelves and coat hooks may be ordered separately allowing the cupboard area of the 15", 24" and 30" wide towers to support binders as well as shorter coats. (See *Tower Accessories for pricing and order entry information*)

**Note: Veneer front towers are comprised of a steel case with wood veneer fronts and top.**

- 15" w Side Access and Display towers include (1) lock.
- Single door towers, double door towers, 24" w and 30" w Side Access and Display towers include (2) locks. (Except full-height doors which include (1) lock)
- Front Access (only) towers with wardrobe include (3) locks. (Except full-height doors with wardrobe which include (2) locks)

#### Critical Dimensions

Dimensions under, **w**, **d** and **h** are actual to the nearest 1/16"

42", 50", 57" and 64" Tower Internal Dimensions

- Box and M drawer height: 4<sup>3</sup>/<sub>16</sub>"
- Box and M drawer width: 12<sup>1</sup>/<sub>16</sub>"
- Box and M drawer depth: 18<sup>3</sup>/<sub>8</sub>"
- File drawer height: 9<sup>1</sup>/<sub>4</sub>"
- File drawer width: 12<sup>1</sup>/<sub>16</sub>"
- File drawer depth: 18<sup>3</sup>/<sub>8</sub>"

**Note:** All towers are configured from the top down with standard combinations of box and file drawers.

Pull finish is stainless steel.

# Storage Towers Veneer Front - Reff S Pull

## 15" Wide Storage Towers

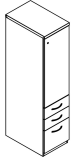
### 64" High

Series 2 Storage

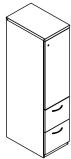
description	type	w	d	h	lock	pattern no.	V1	V2
64" High Single Door tower with four file drawers (right hand shown)	left hand	14 <sup>7</sup> / <sub>8</sub> "	23 <sup>1</sup> / <sub>2</sub> "	63 <sup>3</sup> / <sub>16</sub> "	Y	RT3SLH6415FFFL	\$4,258.	\$4,590.
	right hand	14 <sup>7</sup> / <sub>8</sub> "	23 <sup>1</sup> / <sub>2</sub> "	63 <sup>3</sup> / <sub>16</sub> "	Y	RT3SRH6415FFFL	4,258.	4,590.



64" High Single Door tower with two box and one file drawer (right hand shown)	left hand	14 <sup>7</sup> / <sub>8</sub> "	23 <sup>1</sup> / <sub>2</sub> "	63 <sup>3</sup> / <sub>16</sub> "	Y	RT3SLH6415BBFL	3,878.	4,183.
	right hand	14 <sup>7</sup> / <sub>8</sub> "	23 <sup>1</sup> / <sub>2</sub> "	63 <sup>3</sup> / <sub>16</sub> "	Y	RT3SRH6415BBFL	3,878.	4,183.



64" High Single Door tower with two file drawers (right hand shown)	left hand	14 <sup>7</sup> / <sub>8</sub> "	23 <sup>1</sup> / <sub>2</sub> "	63 <sup>3</sup> / <sub>16</sub> "	Y	RT3SLH6415FFL	3,517.	3,793.
	right hand	14 <sup>7</sup> / <sub>8</sub> "	23 <sup>1</sup> / <sub>2</sub> "	63 <sup>3</sup> / <sub>16</sub> "	Y	RT3SRH6415FFL	3,517.	3,793.



Series 2 Laminate and Veneer Front Storage

#### Order Code

Example:	RT3SLH5715FFL-VC 113
RT3	Series 2 Veneer Front
S	Single Door
LH	Left Hand Access
57	57" High
15	15" Wide
F	File Drawer
F	File Drawer
L	Locking
VC	Front Finish Medium Cherry
113	Case Finish Dark Grey

#### Specification Information

For non-locking towers, deduct as follows from the list price for each unit: Deduct \$30 for (1) lock unit, \$60 for (2) lock unit, and \$75 for a (3) lock unit. Substitute the "L" suffix with an "N" within the pattern number to designate a non-locking unit, example (RT3SLH6415BBFN)

#### Application Notes

"M" drawers consisting of a box drawer body with a file drawer head are available by substituting any two "B" or any one "F" character within the pattern number, example (RT3SLH6415MFN). Multiple "M" drawers may be specified providing they equal the total modules available.

A 6" drawer, behind a cupboard door is available by adding the numeral 1 to the end of the pattern number, example (RT3SLH6415BBFL1)

**Note:** 6" drawer behind doors are not available within the wardrobe portion of towers. Drawers behind doors are painted black.

**Note:** Drawer behind doors list pricing is as follows: 1=\$255

Hanging rails and other accessories are not included and must be ordered separately. Hanging rails are included with 24" and 30" wide lateral drawers only. (See *Tower Accessories for pricing and order entry information*)

Half depth adjustable shelves and coat hooks may be ordered separately allowing the cupboard area of the 15", 24" and 30" wide towers to support binders as well as shorter coats. (See *Tower Accessories for pricing and order entry information*)

**Note:** Veneer front towers are comprised of a steel case with wood veneer fronts and top.

- 15" w Side Access and Display towers include (1) lock.
- Single door towers, double door towers, 24" w and 30" w Side Access and Display towers include (2) locks. (Except full-height doors which include (1) lock)
- Front Access (only) towers with wardrobe include (3) locks. (Except full-height doors with wardrobe which include (2) locks)

#### Critical Dimensions

Dimensions under, **w**, **d** and **h** are actual to the nearest <sup>1</sup>/<sub>16</sub>"

42", 50", 57" and 64" Tower Internal Dimensions

- Box and M drawer height: 4<sup>3</sup>/<sub>16</sub>"
- Box and M drawer width: 12<sup>1</sup>/<sub>16</sub>"
- Box and M drawer depth: 18<sup>3</sup>/<sub>8</sub>"
- File drawer height: 9<sup>1</sup>/<sub>4</sub>"
- File drawer width: 12<sup>1</sup>/<sub>16</sub>"
- File drawer depth: 18<sup>3</sup>/<sub>8</sub>"

**Note:** All towers are configured from the top down with standard combinations of box and file drawers.

Pull finish is stainless steel.

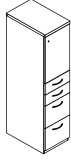
# Storage Towers Veneer Front - Reff S Pull

## 15" Wide Storage Towers

### 64" High

Series 2 Storage

description	type	w	d	h	lock	pattern no.	V1	V2
64" High Single Door tower with two box and two file drawers (right hand shown)	left hand	14 <sup>7</sup> / <sub>8</sub> "	23 <sup>1</sup> / <sub>2</sub> "	63 <sup>3</sup> / <sub>16</sub> "	Y	RT3SLH6415BBFFL	\$4,195.	\$4,523.
	right hand	14 <sup>7</sup> / <sub>8</sub> "	23 <sup>1</sup> / <sub>2</sub> "	63 <sup>3</sup> / <sub>16</sub> "	Y	RT3SRH6415BBFFL	4,195.	4,523.



64" High Single Door tower with three file drawers (right hand shown)	left hand	14 <sup>7</sup> / <sub>8</sub> "	23 <sup>1</sup> / <sub>2</sub> "	63 <sup>5</sup> / <sub>16</sub> "	Y	RT3SLH6415FFFL	3,914.	4,224.
	right hand	14 <sup>7</sup> / <sub>8</sub> "	23 <sup>1</sup> / <sub>2</sub> "	63 <sup>5</sup> / <sub>16</sub> "	Y	RT3SRH6415FFFL	3,914.	4,224.



#### Order Code

Example:	RT3SLH5715FFL-VC 113
RT3	Series 2 Veneer Front
S	Single Door
LH	Left Hand Access
57	57" High
15	15" Wide
F	File Drawer
F	File Drawer
L	Locking
VC	Front Finish Medium Cherry
113	Case Finish Dark Grey

#### Specification Information

For non-locking towers, deduct as follows from the list price for each unit: Deduct \$30 for (1) lock unit, \$60 for (2) lock unit, and \$75 for a (3) lock unit. Substitute the "L" suffix with an "N" within the pattern number to designate a non-locking unit, example (RT3SLH6415BBFN)

"M" drawers consisting of a box drawer body with a file drawer head are available by substituting any two "B" or any one "F" character within the pattern number, example (RT3SLH6415MFN). Multiple "M" drawers may be specified providing they equal the total modules available.

A 6" drawer, behind a cupboard door is available by adding the numeral 1 to the end of the pattern number, example (RT3SLH6415BBFL1)

**Note:** 6" drawer behind doors are not available within the wardrobe portion of towers. Drawers behind doors are painted black.

**Note:** Drawer behind doors list pricing is as follows: 1=\$255

#### Application Notes

Hanging rails and other accessories are not included and must be ordered separately. Hanging rails are included with 24" and 30" wide lateral drawers only. (See *Tower Accessories for pricing and order entry information*)

Half depth adjustable shelves and coat hooks may be ordered separately allowing the cupboard area of the 15", 24" and 30" wide towers to support binders as well as shorter coats. (See *Tower Accessories for pricing and order entry information*)

**Note:** Veneer front towers are comprised of a steel case with wood veneer fronts and top.

- 15" w Side Access and Display towers include (1) lock.
- Single door towers, double door towers, 24" w and 30" w Side Access and Display towers include (2) locks. (Except full-height doors which include (1) lock)
- Front Access (only) towers with wardrobe include (3) locks. (Except full-height doors with wardrobe which include (2) locks)

#### Critical Dimensions

Dimensions under, **w**, **d** and **h** are actual to the nearest <sup>1</sup>/<sub>16</sub>"

42", 50", 57" and 64" Tower Internal Dimensions

- Box and M drawer height: 4<sup>3</sup>/<sub>16</sub>"
- Box and M drawer width: 12<sup>1</sup>/<sub>16</sub>"
- Box and M drawer depth: 18<sup>3</sup>/<sub>8</sub>"
- File drawer height: 9<sup>1</sup>/<sub>4</sub>"
- File drawer width: 12<sup>1</sup>/<sub>16</sub>"
- File drawer depth: 18<sup>3</sup>/<sub>8</sub>"

**Note:** All towers are configured from the top down with standard combinations of box and file drawers.

Pull finish is stainless steel.

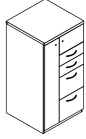
# Storage Towers Veneer Front - Reff S Pull

## 24" Wide Storage Towers

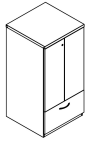
### 50" High

Series 2 Storage

description	type	w	d	h	lock	pattern no.	V1	V2
50" High tower with two box and two file drawers and door and wardrobe (left hand shown)	left hand	23 7/8"	23 1/2"	48 5/16"	Y	RT3W <del>S</del> SLH5024BBFFL	\$4,830.	\$5,210.
	right hand	23 7/8"	23 1/2"	48 5/16"	Y	RT3W <del>S</del> SRH5024BBFFL	4,830.	5,210.

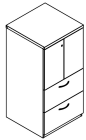


50" High Double Door tower with one wide drawer		23 7/8"	23 1/2"	48 5/16"	Y	RT3D5024WL	3,873.	4,180.
-------------------------------------------------	--	---------	---------	----------	---	------------	--------	--------



24" and 30" wide double door cabinets may be ordered with a grommet option located in the back of the case by adding a "G" between the 4th and 5th character of the pattern number, example (RT3DG6424WL). Add \$100 for this option. **Note**, by adding a "G" option, the cabinet will also receive AV hinged doors.

50" High Double Door tower with two wide drawers		23 7/8"	23 1/2"	48 5/16"	Y	RT3D5024WWL	4,451.	4,799.
--------------------------------------------------	--	---------	---------	----------	---	-------------	--------	--------



24" and 30" wide double door cabinets may be ordered with a grommet option located in the back of the case by adding a "G" between the 4th and 5th character of the pattern number, example (RT3DG6424WL). Add \$100 for this option. **Note**, by adding a "G" option, the cabinet will also receive AV hinged doors.

#### Order Code

Example:	RT3SLH5724FFL-VC 113
RT3	Series 2 Veneer Front
S	Single Door
LH	Left Hand Access
57	57" High
24	24" Wide
F	File Drawer
F	File Drawer
L	Locking
VC	Front Finish Medium Cherry
113	Case Finish Dark Grey

#### Specification Information

For non-locking towers, deduct as follows from the list price for each unit: Deduct \$30 for (1) lock unit, \$60 for (2) lock unit, and \$75 for a (3) lock unit. Substitute the "L" suffix with an "N" within the pattern number to designate a non-locking unit, example (RT3SLH6424BBFN)

#### Application Notes

Hanging rails and other accessories are not included and must be ordered separately. Hanging rails are included with 24" and 30" wide lateral drawers only. (See *Tower Accessories for pricing and order entry information*)

Half depth adjustable shelves and coat hooks may be ordered separately allowing the cupboard area of the 15", 24" and 30" wide towers to support binders as well as shorter coats. (See *Tower Accessories for pricing and order entry information*)

**Note: Veneer front towers are comprised of a steel case with wood veneer fronts and top.**

- 15" w Side Access and Display towers include (1) lock.
- Single door towers, double door towers, 24" w and 30" w Side Access and Display towers include (2) locks. (Except full-height doors which include (1) lock)
- Front Access (only) towers with wardrobe include (3) locks. (Except full-height doors with wardrobe which include (2) locks)

#### Critical Dimensions

Dimensions under, **w**, **d** and **h** are actual to the nearest 1/16"

42", 50", 57" and 64" Tower Internal Dimensions

- Box and M drawer height: 4 5/16"
- Box and M drawer width: 12 1/16"
- Box and M drawer depth: 18 3/8"
- File drawer height: 9 1/4"
- File drawer width: 12 1/16"
- File drawer depth: 18 3/8"
- Wide drawer height: 9 9/16"
- Wide drawer width: 20 3/4"
- Wide drawer depth: 22 7/8"

**Note:** All towers are configured from the top down with standard combinations of box and file drawers.

Pull finish is stainless steel.

"M" drawers consisting of a box drawer body with a file drawer head are available by substituting any two "B" or any one "F" character within the pattern number, example (RT3SLH6424MFN). Multiple "M" drawers may be specified providing they equal the total modules available.

A 6" drawer, behind a cupboard door is available by adding the numeral 1 to the end of the pattern number, example (RT3SLH6424BBFL1)

**Note:** 6" drawer behind doors are not available within the wardrobe portion of towers. Drawers behind doors are painted black.

**Note: Drawer behind doors list pricing is as follows: 1=\$255**

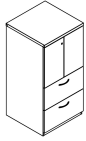
# Storage Towers Veneer Front - Reff S Pull

## 24" Wide Storage Towers

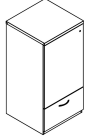
### 50" High

Series 2 Storage

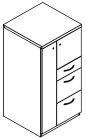
description	type	w	d	h	lock	pattern no.	V1	V2
50" High Single Door tower with two wide drawers (left hand shown)	left hand	23 <sup>7</sup> / <sub>8</sub> "	23 <sup>1</sup> / <sub>2</sub> "	48 <sup>3</sup> / <sub>16</sub> "	Y	<b>RT3SLH5024WWL</b>	\$3,731.	\$4,024.
	right hand	23 <sup>7</sup> / <sub>8</sub> "	23 <sup>1</sup> / <sub>2</sub> "	48 <sup>3</sup> / <sub>16</sub> "	Y	<b>RT3SRH5024WWL</b>	3,731.	4,024.



50" High Single Door tower with wide drawer (left hand shown)	left hand	23 <sup>7</sup> / <sub>8</sub> "	23 <sup>1</sup> / <sub>2</sub> "	48 <sup>3</sup> / <sub>16</sub> "	Y	<b>RT3SLH5024WL</b>	3,030.	3,270.
	right hand	23 <sup>7</sup> / <sub>8</sub> "	23 <sup>1</sup> / <sub>2</sub> "	48 <sup>3</sup> / <sub>16</sub> "	Y	<b>RT3SRH5024WL</b>	3,030.	3,270.



50" High tower with one box and two file drawers and door and wardrobe (left hand shown)	left hand	23 <sup>7</sup> / <sub>8</sub> "	23 <sup>1</sup> / <sub>2</sub> "	48 <sup>3</sup> / <sub>16</sub> "	Y	<b>RT3WSLH5024BFFL</b>	4,397.	4,741.
	right hand	23 <sup>7</sup> / <sub>8</sub> "	23 <sup>1</sup> / <sub>2</sub> "	48 <sup>3</sup> / <sub>16</sub> "	Y	<b>RT3WSRH5024BFFL</b>	4,397.	4,741.



#### Order Code

Example:	<b>RT3SLH5724FFL-VC</b> <b>113</b>
<b>RT3</b>	Series 2 Veneer Front
<b>S</b>	Single Door
<b>LH</b>	Left Hand Access
<b>57</b>	57" High
<b>24</b>	24" Wide
<b>F</b>	File Drawer
<b>F</b>	File Drawer
<b>L</b>	Locking
<b>VC</b>	Front Finish Medium Cherry
<b>113</b>	Case Finish Dark Grey

#### Specification Information

For non-locking towers, deduct as follows from the list price for each unit: Deduct \$30 for (1) lock unit, \$60 for (2) lock unit, and \$75 for a (3) lock unit. Substitute the "L" suffix with an "N" within the pattern number to designate a non-locking unit, example (RT3SLH6424BBFN)

#### Application Notes

Hanging rails and other accessories are not included and must be ordered separately. Hanging rails are included with 24" and 30" wide lateral drawers only. (See *Tower Accessories for pricing and order entry information*)

Half depth adjustable shelves and coat hooks may be ordered separately allowing the cupboard area of the 15", 24" and 30" wide towers to support binders as well as shorter coats. (See *Tower Accessories for pricing and order entry information*)

**Note: Veneer front towers are comprised of a steel case with wood veneer fronts and top.**

- 15" w Side Access and Display towers include (1) lock.
- Single door towers, double door towers, 24" w and 30" w Side Access and Display towers include (2) locks. (Except full-height doors which include (1) lock)
- Front Access (only) towers with wardrobe include (3) locks. (Except full-height doors with wardrobe which include (2) locks)

#### Critical Dimensions

Dimensions under, **w**, **d** and **h** are actual to the nearest 1/16"

42", 50", 57" and 64" Tower Internal Dimensions

- Box and M drawer height: 4<sup>5</sup>/<sub>16</sub>"
- Box and M drawer width: 12<sup>1</sup>/<sub>16</sub>"
- Box and M drawer depth: 18<sup>3</sup>/<sub>8</sub>"
- File drawer height: 9<sup>1</sup>/<sub>4</sub>"
- File drawer width: 12<sup>1</sup>/<sub>16</sub>"
- File drawer depth: 18<sup>3</sup>/<sub>8</sub>"
- Wide drawer height: 9<sup>9</sup>/<sub>16</sub>"
- Wide drawer width: 20<sup>3</sup>/<sub>4</sub>"
- Wide drawer depth: 22<sup>7</sup>/<sub>8</sub>"

**Note:** All towers are configured from the top down with standard combinations of box and file drawers.

Pull finish is stainless steel.

"M" drawers consisting of a box drawer body with a file drawer head are available by substituting any two "B" or any one "F" character within the pattern number, example (RT3SLH6424MFN). Multiple "M" drawers may be specified providing they equal the total modules available.

A 6" drawer, behind a cupboard door is available by adding the numeral 1 to the end of the pattern number, example (RT3SLH6424BBF1)

**Note:** 6" drawer behind doors are not available within the wardrobe portion of towers. Drawers behind doors are painted black.

**Note: Drawer behind doors list pricing is as follows: 1=\$255**

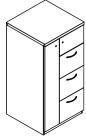
# Storage Towers Veneer Front - Reff S Pull

## 24" Wide Storage Towers

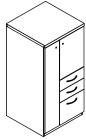
### 50" High

Series 2 Storage

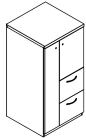
description	type	w	d	h	lock	pattern no.	V1	V2
50" High tower with three file drawers and door and wardrobe (left hand shown)	left hand	23 <sup>7</sup> / <sub>8</sub> "	23 <sup>1</sup> / <sub>2</sub> "	48 <sup>5</sup> / <sub>16</sub> "	Y	RT3WSLH5024FFFL	\$4,422.	\$4,769.
	right hand	23 <sup>7</sup> / <sub>8</sub> "	23 <sup>1</sup> / <sub>2</sub> "	48 <sup>5</sup> / <sub>16</sub> "	Y	RT3WSRH5024FFFL	4,422.	4,769.



50" High tower with two box and one file drawer and door and wardrobe (left hand shown)	left hand	23 <sup>7</sup> / <sub>8</sub> "	23 <sup>1</sup> / <sub>2</sub> "	48 <sup>5</sup> / <sub>16</sub> "	Y	RT3WSLH5024BBFL	4,523.	4,873.
	right hand	23 <sup>7</sup> / <sub>8</sub> "	23 <sup>1</sup> / <sub>2</sub> "	48 <sup>5</sup> / <sub>16</sub> "	Y	RT3WSRH5024BBFL	4,523.	4,873.



50" High tower with two file drawers and door and wardrobe (left hand shown)	left hand	23 <sup>7</sup> / <sub>8</sub> "	23 <sup>1</sup> / <sub>2</sub> "	48 <sup>5</sup> / <sub>16</sub> "	Y	RT3WSLH5024FFL	3,740.	4,031.
	right hand	23 <sup>7</sup> / <sub>8</sub> "	23 <sup>1</sup> / <sub>2</sub> "	48 <sup>5</sup> / <sub>16</sub> "	Y	RT3WSRH5024FFL	3,740.	4,031.



Series 2 Laminate and Veneer Front Storage

#### Order Code

Example:	RT3SLH5724FFL-VC 113
<b>RT3</b>	Series 2 Veneer Front
<b>S</b>	Single Door
<b>LH</b>	Left Hand Access
<b>57</b>	57" High
<b>24</b>	24" Wide
<b>F</b>	File Drawer
<b>F</b>	File Drawer
<b>L</b>	Locking
<b>VC</b>	Front Finish Medium Cherry
<b>113</b>	Case Finish Dark Grey

#### Specification Information

For non-locking towers, deduct as follows from the list price for each unit: Deduct \$30 for (1) lock unit, \$60 for (2) lock unit, and \$75 for a (3) lock unit. Substitute the "L" suffix with an "N" within the pattern number to designate a non-locking unit, example (RT3SLH6424BBFN)

#### Application Notes

"M" drawers consisting of a box drawer body with a file drawer head are available by substituting any two "B" or any one "F" character within the pattern number, example (RT3SLH6424MFN). Multiple "M" drawers may be specified providing they equal the total modules available.

A 6" drawer, behind a cupboard door is available by adding the numeral 1 to the end of the pattern number, example (RT3SLH6424BBFL1)

**Note:** 6" drawer behind doors are not available within the wardrobe portion of towers. Drawers behind doors are painted black.

**Note:** Drawer behind doors list pricing is as follows: 1=\$255

Hanging rails and other accessories are not included and must be ordered separately. Hanging rails are included with 24" and 30" wide lateral drawers only. (See *Tower Accessories for pricing and order entry information*)

Half depth adjustable shelves and coat hooks may be ordered separately allowing the cupboard area of the 15", 24" and 30" wide towers to support binders as well as shorter coats. (See *Tower Accessories for pricing and order entry information*)

**Note:** Veneer front towers are comprised of a steel case with wood veneer fronts and top.

- 15" w Side Access and Display towers include (1) lock.
- Single door towers, double door towers, 24" w and 30" w Side Access and Display towers include (2) locks. (Except full-height doors which include (1) lock)
- Front Access (only) towers with wardrobe include (3) locks. (Except full-height doors with wardrobe which include (2) locks)

#### Critical Dimensions

Dimensions under, **w**, **d** and **h** are actual to the nearest 1/16"

42", 50", 57" and 64" Tower Internal Dimensions

- Box and M drawer height: 4<sup>5</sup>/<sub>16</sub>"
- Box and M drawer width: 12<sup>1</sup>/<sub>16</sub>"
- Box and M drawer depth: 18<sup>3</sup>/<sub>8</sub>"
- File drawer height: 9<sup>1</sup>/<sub>4</sub>"
- File drawer width: 12<sup>1</sup>/<sub>16</sub>"
- File drawer depth: 18<sup>3</sup>/<sub>8</sub>"
- Wide drawer height: 9<sup>9</sup>/<sub>16</sub>"
- Wide drawer width: 20<sup>3</sup>/<sub>4</sub>"
- Wide drawer depth: 22<sup>7</sup>/<sub>8</sub>"

**Note:** All towers are configured from the top down with standard combinations of box and file drawers.

Pull finish is stainless steel.



# Storage Towers Veneer Front - Reff S Pull

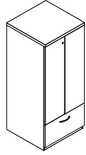
## 24" Wide Storage Towers

### 57" High

Series 2 Storage

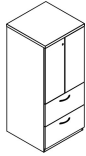
description	type	w	d	h	lock	pattern no.	V1	V2
-------------	------	---	---	---	------	-------------	----	----

57" High Double Door tower with one wide drawer



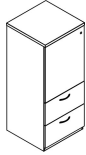
24" and 30" wide double door cabinets may be ordered with a grommet option located in the back of the case by adding a "G" between the 4th and 5th character of the pattern number, example (RT3DG6424WL). Add \$100 for this option. **Note**, by adding a "G" option, the cabinet will also receive AV hinged doors.

57" High Double Door tower with two wide drawers



24" and 30" wide double door cabinets may be ordered with a grommet option located in the back of the case by adding a "G" between the 4th and 5th character of the pattern number, example (RT3DG6424WL). Add \$100 for this option. **Note**, by adding a "G" option, the cabinet will also receive AV hinged doors.

57" High Single Door tower with two wide drawers (left hand shown)



left hand	23 7/8"	23 1/2"	56 3/16"	Y	RT3SLH5724WWL	3,782.	4,080.
right hand	23 7/8"	23 1/2"	56 3/16"	Y	RT3SRH5724WWL	3,782.	4,080.

#### Order Code

Example:	RT3SLH5724FFL-VC 113
<b>RT3</b>	Series 2 Veneer Front
<b>S</b>	Single Door
<b>LH</b>	Left Hand Access
<b>57</b>	57" High
<b>24</b>	24" Wide
<b>F</b>	File Drawer
<b>F</b>	File Drawer
<b>L</b>	Locking
<b>VC</b>	Front Finish Medium Cherry
<b>113</b>	Case Finish Dark Grey

#### Specification Information

For non-locking towers, deduct as follows from the list price for each unit: Deduct \$30 for (1) lock unit, \$60 for (2) lock unit, and \$75 for a (3) lock unit. Substitute the "L" suffix with an "N" within the pattern number to designate a non-locking unit, example (RT3SLH6424BBFN)

#### Application Notes

Hanging rails and other accessories are not included and must be ordered separately. Hanging rails are included with 24" and 30" wide lateral drawers only. (See *Tower Accessories for pricing and order entry information*)

Half depth adjustable shelves and coat hooks may be ordered separately allowing the cupboard area of the 15", 24" and 30" wide towers to support binders as well as shorter coats. (See *Tower Accessories for pricing and order entry information*)

**Note: Veneer front towers are comprised of a steel case with wood veneer fronts and top.**

- 15" w Side Access and Display towers include (1) lock.
- Single door towers, double door towers, 24" w and 30" w Side Access and Display towers include (2) locks. (Except full-height doors which include (1) lock)
- Front Access (only) towers with wardrobe include (3) locks. (Except full-height doors with wardrobe which include (2) locks)

#### Critical Dimensions

Dimensions under, **w**, **d** and **h** are actual to the nearest 1/16"

42", 50", 57" and 64" Tower Internal Dimensions

- Box and M drawer height: 4 5/16"
- Box and M drawer width: 12 1/16"
- Box and M drawer depth: 18 3/8"
- File drawer height: 9 1/4"
- File drawer width: 12 1/16"
- File drawer depth: 18 3/8"
- Wide drawer height: 9 9/16"
- Wide drawer width: 20 3/4"
- Wide drawer depth: 22 7/8"

**Note:** All towers are configured from the top down with standard combinations of box and file drawers.

Pull finish is stainless steel.

**Note: Drawer behind doors list pricing is as follows: 1=\$255**

A 6" drawer, behind a cupboard door is available by adding the numeral 1 to the end of the pattern number, example (RT3SLH6424BBFL1)

**Note:** 6" drawer behind doors are not available within the wardrobe portion of towers. Drawers behind doors are painted black.

"M" drawers consisting of a box drawer body with a file drawer head are available by substituting any two "B" or any one "F" character within the pattern number, example (RT3SLH6424MFN). Multiple "M" drawers may be specified providing they equal the total modules available.

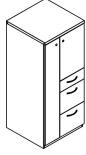
# Storage Towers Veneer Front - Reff S Pull

## 24" Wide Storage Towers

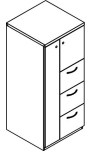
### 57" High

Series 2 Storage

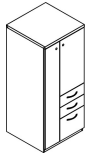
description	type	w	d	h	lock	pattern no.	V1	V2
57" High tower with one box and two file drawers and door and wardrobe (left hand shown)	left hand	23 <sup>7</sup> / <sub>8</sub> "	23 <sup>1</sup> / <sub>2</sub> "	56 <sup>3</sup> / <sub>16</sub> "	Y	RT3WSLH5724BFFL	\$4,531.	\$4,888.
	right hand	23 <sup>7</sup> / <sub>8</sub> "	23 <sup>1</sup> / <sub>2</sub> "	56 <sup>3</sup> / <sub>16</sub> "	Y	RT3WSRH5724BFFL	4,531.	4,888.



57" High tower with three file drawers and door and wardrobe (left hand shown)	left hand	23 <sup>7</sup> / <sub>8</sub> "	23 <sup>1</sup> / <sub>2</sub> "	56 <sup>3</sup> / <sub>16</sub> "	Y	RT3WSLH5724FFFL	4,529.	4,884.
	right hand	23 <sup>7</sup> / <sub>8</sub> "	23 <sup>1</sup> / <sub>2</sub> "	56 <sup>3</sup> / <sub>16</sub> "	Y	RT3WSRH5724FFFL	4,529.	4,884.



57" High tower with two box and one file drawer and door and wardrobe (left hand shown)	left hand	23 <sup>7</sup> / <sub>8</sub> "	23 <sup>1</sup> / <sub>2</sub> "	56 <sup>3</sup> / <sub>16</sub> "	Y	RT3WSLH5724BBFL	4,554.	4,910.
	right hand	23 <sup>7</sup> / <sub>8</sub> "	23 <sup>1</sup> / <sub>2</sub> "	56 <sup>3</sup> / <sub>16</sub> "	Y	RT3WSRH5724BBFL	4,554.	4,910.



Series 2 Laminate and Veneer Front Storage

#### Order Code

Example:	RT3SLH5724FFL-VC 113
<b>RT3</b>	Series 2 Veneer Front
<b>S</b>	Single Door
<b>LH</b>	Left Hand Access
<b>57</b>	57" High
<b>24</b>	24" Wide
<b>F</b>	File Drawer
<b>F</b>	File Drawer
<b>L</b>	Locking
<b>VC</b>	Front Finish Medium Cherry
<b>113</b>	Case Finish Dark Grey

#### Specification Information

For non-locking towers, deduct as follows from the list price for each unit: Deduct \$30 for (1) lock unit, \$60 for (2) lock unit, and \$75 for a (3) lock unit. Substitute the "L" suffix with an "N" within the pattern number to designate a non-locking unit, example (RT3SLH6424BBFN)

"M" drawers consisting of a box drawer body with a file drawer head are available by substituting any two "B" or any one "F" character within the pattern number, example (RT3SLH6424MFN). Multiple "M" drawers may be specified providing they equal the total modules available.

A 6" drawer, behind a cupboard door is available by adding the numeral 1 to the end of the pattern number, example (RT3SLH6424BBFL1)

**Note:** 6" drawer behind doors are not available within the wardrobe portion of towers. Drawers behind doors are painted black.

**Note:** Drawer behind doors list pricing is as follows: 1=\$255

#### Application Notes

Hanging rails and other accessories are not included and must be ordered separately. Hanging rails are included with 24" and 30" wide lateral drawers only. (See *Tower Accessories for pricing and order entry information*)

Half depth adjustable shelves and coat hooks may be ordered separately allowing the cupboard area of the 15", 24" and 30" wide towers to support binders as well as shorter coats. (See *Tower Accessories for pricing and order entry information*)

**Note:** Veneer front towers are comprised of a steel case with wood veneer fronts and top.

- 15" w Side Access and Display towers include (1) lock.
- Single door towers, double door towers, 24" w and 30" w Side Access and Display towers include (2) locks. (Except full-height doors which include (1) lock)
- Front Access (only) towers with wardrobe include (3) locks. (Except full-height doors with wardrobe which include (2) locks)

#### Critical Dimensions

Dimensions under, **w**, **d** and **h** are actual to the nearest <sup>1</sup>/<sub>16</sub>"

42", 50", 57" and 64" Tower Internal Dimensions

- Box and M drawer height: 4<sup>5</sup>/<sub>16</sub>"
- Box and M drawer width: 12<sup>1</sup>/<sub>16</sub>"
- Box and M drawer depth: 18<sup>3</sup>/<sub>8</sub>"
- File drawer height: 9<sup>1</sup>/<sub>4</sub>"
- File drawer width: 12<sup>1</sup>/<sub>16</sub>"
- File drawer depth: 18<sup>3</sup>/<sub>8</sub>"
- Wide drawer height: 9<sup>9</sup>/<sub>16</sub>"
- Wide drawer width: 20<sup>3</sup>/<sub>4</sub>"
- Wide drawer depth: 22<sup>7</sup>/<sub>8</sub>"

**Note:** All towers are configured from the top down with standard combinations of box and file drawers.

Pull finish is stainless steel.

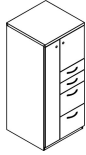
# Storage Towers Veneer Front - Reff S Pull

## 24" Wide Storage Towers

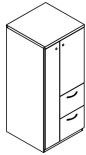
### 57" High

Series 2 Storage

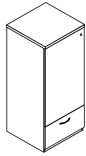
description	type	w	d	h	lock	pattern no.	V1	V2
57" High tower with two box and two file drawers and door and wardrobe (left hand shown)	left hand	23 7/8"	23 1/2"	56 3/16"	Y	RT3WSLH5724BBFFL	\$4,933.	\$5,322.
	right hand	23 7/8"	23 1/2"	56 3/16"	Y	RT3WSRH5724BBFFL	4,933.	5,322.



57" High tower with two file drawers and door and wardrobe (left hand shown)	left hand	23 7/8"	23 1/2"	56 3/16"	Y	RT3WSLH5724FFL	3,862.	4,163.
	right hand	23 7/8"	23 1/2"	56 3/16"	Y	RT3WSRH5724FFL	3,862.	4,163.



57" High Single Door tower with wide drawer (left hand shown)	left hand	23 7/8"	23 1/2"	56 3/16"	Y	RT3SLH5724WL	3,131.	3,374.
	right hand	23 7/8"	23 1/2"	56 3/16"	Y	RT3SRH5724WL	3,131.	3,374.



#### Order Code

Example:	RT3SLH5724FFL-VC 113
RT3	Series 2 Veneer Front
S	Single Door
LH	Left Hand Access
57	57" High
24	24" Wide
F	File Drawer
F	File Drawer
L	Locking
VC	Front Finish Medium Cherry
113	Case Finish Dark Grey

#### Specification Information

For non-locking towers, deduct as follows from the list price for each unit: Deduct \$30 for (1) lock unit, \$60 for (2) lock unit, and \$75 for a (3) lock unit. Substitute the "L" suffix with an "N" within the pattern number to designate a non-locking unit, example (RT3SLH6424BBFN)

#### Application Notes

Hanging rails and other accessories are not included and must be ordered separately. Hanging rails are included with 24" and 30" wide lateral drawers only. (See *Tower Accessories for pricing and order entry information*)

Half depth adjustable shelves and coat hooks may be ordered separately allowing the cupboard area of the 15", 24" and 30" wide towers to support binders as well as shorter coats. (See *Tower Accessories for pricing and order entry information*)

**Note: Veneer front towers are comprised of a steel case with wood veneer fronts and top.**

- 15" w Side Access and Display towers include (1) lock.
- Single door towers, double door towers, 24" w and 30" w Side Access and Display towers include (2) locks. (Except full-height doors which include (1) lock)
- Front Access (only) towers with wardrobe include (3) locks. (Except full-height doors with wardrobe which include (2) locks)

#### Critical Dimensions

Dimensions under, **w**, **d** and **h** are actual to the nearest 1/16"

42", 50", 57" and 64" Tower Internal Dimensions

- Box and M drawer height: 4 5/16"
- Box and M drawer width: 12 1/16"
- Box and M drawer depth: 18 3/8"
- File drawer height: 9 1/4"
- File drawer width: 12 1/16"
- File drawer depth: 18 3/8"
- Wide drawer height: 9 9/16"
- Wide drawer width: 20 3/4"
- Wide drawer depth: 22 7/8"

**Note:** All towers are configured from the top down with standard combinations of box and file drawers.

Pull finish is stainless steel.

"M" drawers consisting of a box drawer body with a file drawer head are available by substituting any two "B" or any one "F" character within the pattern number, example (RT3SLH6424MFN). Multiple "M" drawers may be specified providing they equal the total modules available.

A 6" drawer, behind a cupboard door is available by adding the numeral 1 to the end of the pattern number, example (RT3SLH6424BBFL1)

**Note:** 6" drawer behind doors are not available within the wardrobe portion of towers. Drawers behind doors are painted black.

**Note: Drawer behind doors list pricing is as follows: 1=\$255**

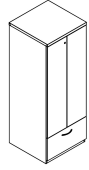
# Storage Towers Veneer Front - Reff S Pull

## 24" Wide Storage Towers

### 64" High

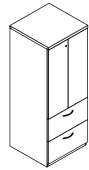
Series 2 Storage

description	type	w	d	h	lock	pattern no.	V1	V2
64" High Double Door tower with one wide drawer		23 <sup>7</sup> / <sub>8</sub> "	23 <sup>1</sup> / <sub>2</sub> "	63 <sup>5</sup> / <sub>16</sub> "	Y	<b>RT3D6424WL</b>	\$4,027.	\$4,345.



24" and 30" wide double door cabinets may be ordered with a grommet option located in the back of the case by adding a "G" between the 4th and 5th character of the pattern number, example (RT3D**G**6424WL). Add \$100 for this option. **Note**, by adding a "G" option, the cabinet will also receive AV hinged doors.

64" High Double Door tower with two wide drawers		23 <sup>7</sup> / <sub>8</sub> "	23 <sup>1</sup> / <sub>2</sub> "	63 <sup>5</sup> / <sub>16</sub> "	Y	<b>RT3D6424WWL</b>	4,779.	5,154.
--------------------------------------------------	--	----------------------------------	----------------------------------	-----------------------------------	---	--------------------	--------	--------



24" and 30" wide double door cabinets may be ordered with a grommet option located in the back of the case by adding a "G" between the 4th and 5th character of the pattern number, example (RT3D**G**6424WL). Add \$100 for this option. **Note**, by adding a "G" option, the cabinet will also receive AV hinged doors.

Series 2 Laminate and Veneer Front Storage

#### Order Code

Example:	<b>RT3SLH5724FFL-VC 113</b>
<b>RT3</b>	Series 2 Veneer Front
<b>S</b>	Single Door
<b>LH</b>	Left Hand Access
<b>57</b>	57" High
<b>24</b>	24" Wide
<b>F</b>	File Drawer
<b>F</b>	File Drawer
<b>L</b>	Locking
<b>VC</b>	Front Finish Medium Cherry
<b>113</b>	Case Finish Dark Grey

#### Specification Information

For non-locking towers, deduct as follows from the list price for each unit: Deduct \$30 for (1) lock unit, \$60 for (2) lock unit, and \$75 for a (3) lock unit. Substitute the "L" suffix with an "N" within the pattern number to designate a non-locking unit, example (RT3SLH6424BBFN)

#### Application Notes

Hanging rails and other accessories are not included and must be ordered separately. Hanging rails are included with 24" and 30" wide lateral drawers only. (See *Tower Accessories for pricing and order entry information*)

Half depth adjustable shelves and coat hooks may be ordered separately allowing the cupboard area of the 15", 24" and 30" wide towers to support binders as well as shorter coats. (See *Tower Accessories for pricing and order entry information*)

**Note: Veneer front towers are comprised of a steel case with wood veneer fronts and top.**

- 15" w Side Access and Display towers include (1) lock.
- Single door towers, double door towers, 24" w and 30" w Side Access and Display towers include (2) locks. (Except full-height doors which include (1) lock)
- Front Access (only) towers with wardrobe include (3) locks. (Except full-height doors with wardrobe which include (2) locks)

#### Critical Dimensions

Dimensions under, **w**, **d** and **h** are actual to the nearest 1/16"

42", 50", 57" and 64" Tower Internal Dimensions

- Box and M drawer height: 4<sup>5</sup>/<sub>16</sub>"
- Box and M drawer width: 12<sup>1</sup>/<sub>16</sub>"
- Box and M drawer depth: 18<sup>3</sup>/<sub>8</sub>"
- File drawer height: 9<sup>1</sup>/<sub>4</sub>"
- File drawer width: 12<sup>1</sup>/<sub>16</sub>"
- File drawer depth: 18<sup>3</sup>/<sub>8</sub>"
- Wide drawer height: 9<sup>9</sup>/<sub>16</sub>"
- Wide drawer width: 20<sup>3</sup>/<sub>4</sub>"
- Wide drawer depth: 22<sup>7</sup>/<sub>8</sub>"

**Note:** All towers are configured from the top down with standard combinations of box and file drawers.

Pull finish is stainless steel.

"M" drawers consisting of a box drawer body with a file drawer head are available by substituting any two "B" or any one "F" character within the pattern number, example (RT3SLH6424MFN). Multiple "M" drawers may be specified providing they equal the total modules available.

A 6" drawer, behind a cupboard door is available by adding the numeral 1 to the end of the pattern number, example (RT3SLH6424BBFL1)

**Note:** 6" drawer behind doors are not available within the wardrobe portion of towers. Drawers behind doors are painted black.

**Note: Drawer behind doors list pricing is as follows: 1=\$255**

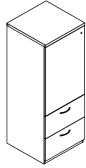
# Storage Towers Veneer Front - Reff S Pull

## 24" Wide Storage Towers

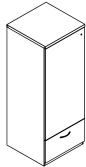
### 64" High

Series 2 Storage

description	type	w	d	h	lock	pattern no.	V1	V2
64" High Single Door tower with two wide drawers (left hand shown)	left hand	23 <sup>7</sup> / <sub>8</sub> "	23 <sup>1</sup> / <sub>2</sub> "	63 <sup>5</sup> / <sub>16</sub> "	Y	<b>RT3SLH6424WWL</b>	\$3,807.	\$4,107.
	right hand	23 <sup>7</sup> / <sub>8</sub> "	23 <sup>1</sup> / <sub>2</sub> "	63 <sup>5</sup> / <sub>16</sub> "	Y	<b>RT3SRH6424WWL</b>	3,807.	4,107.



64" High Single Door tower with wide drawer (left hand shown)	left hand	23 <sup>7</sup> / <sub>8</sub> "	23 <sup>1</sup> / <sub>2</sub> "	63 <sup>5</sup> / <sub>16</sub> "	Y	<b>RT3SLH6424WL</b>	3,211.	3,466.
	right hand	23 <sup>7</sup> / <sub>8</sub> "	23 <sup>1</sup> / <sub>2</sub> "	63 <sup>5</sup> / <sub>16</sub> "	Y	<b>RT3SRH6424WL</b>	3,211.	3,466.



#### Order Code

Example:	<b>RT3SLH5724FFL-VC 113</b>
<b>RT3</b>	Series 2 Veneer Front
<b>S</b>	Single Door
<b>LH</b>	Left Hand Access
<b>57</b>	57" High
<b>24</b>	24" Wide
<b>F</b>	File Drawer
<b>F</b>	File Drawer
<b>L</b>	Locking
<b>VC</b>	Front Finish Medium Cherry
<b>113</b>	Case Finish Dark Grey

#### Specification Information

For non-locking towers, deduct as follows from the list price for each unit: Deduct \$30 for (1) lock unit, \$60 for (2) lock unit, and \$75 for a (3) lock unit. Substitute the "L" suffix with an "N" within the pattern number to designate a non-locking unit, example (RT3SLH6424BBFN)

#### Application Notes

Hanging rails and other accessories are not included and must be ordered separately. Hanging rails are included with 24" and 30" wide lateral drawers only. (See *Tower Accessories for pricing and order entry information*)

Half depth adjustable shelves and coat hooks may be ordered separately allowing the cupboard area of the 15", 24" and 30" wide towers to support binders as well as shorter coats. (See *Tower Accessories for pricing and order entry information*)

**Note: Veneer front towers are comprised of a steel case with wood veneer fronts and top.**

- 15" w Side Access and Display towers include (1) lock.
- Single door towers, double door towers, 24" w and 30" w Side Access and Display towers include (2) locks. (Except full-height doors which include (1) lock)
- Front Access (only) towers with wardrobe include (3) locks. (Except full-height doors with wardrobe which include (2) locks)

#### Critical Dimensions

Dimensions under, **w**, **d** and **h** are actual to the nearest <sup>1</sup>/<sub>16</sub>"

42", 50", 57" and 64" Tower Internal Dimensions

- Box and M drawer height: 4<sup>5</sup>/<sub>16</sub>"
- Box and M drawer width: 12<sup>1</sup>/<sub>16</sub>"
- Box and M drawer depth: 18<sup>3</sup>/<sub>8</sub>"
- File drawer height: 9<sup>1</sup>/<sub>4</sub>"
- File drawer width: 12<sup>1</sup>/<sub>16</sub>"
- File drawer depth: 18<sup>3</sup>/<sub>8</sub>"
- Wide drawer height: 9<sup>9</sup>/<sub>16</sub>"
- Wide drawer width: 20<sup>3</sup>/<sub>4</sub>"
- Wide drawer depth: 22<sup>7</sup>/<sub>8</sub>"

**Note:** All towers are configured from the top down with standard combinations of box and file drawers.

Pull finish is stainless steel.

"M" drawers consisting of a box drawer body with a file drawer head are available by substituting any two "B" or any one "F" character within the pattern number, example (RT3SLH6424MFN). Multiple "M" drawers may be specified providing they equal the total modules available.

A 6" drawer, behind a cupboard door is available by adding the numeral 1 to the end of the pattern number, example (RT3SLH6424BBFL1)

**Note:** 6" drawer behind doors are not available within the wardrobe portion of towers. Drawers behind doors are painted black.

**Note: Drawer behind doors list pricing is as follows: 1=\$255**

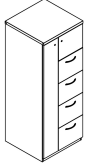
# Storage Towers Veneer Front - Reff S Pull

## 24" Wide Storage Towers

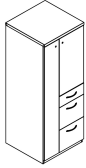
### 64" High

Series 2 Storage

description	type	w	d	h	lock	pattern no.	V1	V2
64" High tower with four file drawers and door and wardrobe (left hand shown)	left hand	23 <sup>7</sup> / <sub>8</sub> "	23 <sup>1</sup> / <sub>2</sub> "	63 <sup>5</sup> / <sub>16</sub> "	Y	<b>RT3WSLH6424FFFFL</b>	\$5,104.	\$5,504.
	right hand	23 <sup>7</sup> / <sub>8</sub> "	23 <sup>1</sup> / <sub>2</sub> "	63 <sup>5</sup> / <sub>16</sub> "	Y	<b>RT3WSRH6424FFFFL</b>	5,104.	5,504.



64" High tower with one box and two file drawers and door and wardrobe (left hand shown)	left hand	23 <sup>7</sup> / <sub>8</sub> "	23 <sup>1</sup> / <sub>2</sub> "	63 <sup>5</sup> / <sub>16</sub> "	Y	<b>RT3WSLH6424BFFL</b>	4,664.	5,026.
	right hand	23 <sup>7</sup> / <sub>8</sub> "	23 <sup>1</sup> / <sub>2</sub> "	63 <sup>5</sup> / <sub>16</sub> "	Y	<b>RT3WSRH6424BFFL</b>	4,664.	5,026.



Series 2 Laminate and Veneer Front Storage

#### Order Code

Example:	<b>RT3SLH5724FFL-VC 113</b>
<b>RT3</b>	Series 2 Veneer Front
<b>S</b>	Single Door
<b>LH</b>	Left Hand Access
<b>57</b>	57" High
<b>24</b>	24" Wide
<b>F</b>	File Drawer
<b>F</b>	File Drawer
<b>L</b>	Locking
<b>VC</b>	Front Finish Medium Cherry
<b>113</b>	Case Finish Dark Grey

#### Specification Information

For non-locking towers, deduct as follows from the list price for each unit: Deduct \$30 for (1) lock unit, \$60 for (2) lock unit, and \$75 for a (3) lock unit. Substitute the "L" suffix with an "N" within the pattern number to designate a non-locking unit, example (RT3SLH6424BBFN)

#### Application Notes

Hanging rails and other accessories are not included and must be ordered separately. Hanging rails are included with 24" and 30" wide lateral drawers only. (See *Tower Accessories for pricing and order entry information*)

Half depth adjustable shelves and coat hooks may be ordered separately allowing the cupboard area of the 15", 24" and 30" wide towers to support binders as well as shorter coats. (See *Tower Accessories for pricing and order entry information*)

**Note: Veneer front towers are comprised of a steel case with wood veneer fronts and top.**

- 15" w Side Access and Display towers include (1) lock.
- Single door towers, double door towers, 24" w and 30" w Side Access and Display towers include (2) locks. (Except full-height doors which include (1) lock)
- Front Access (only) towers with wardrobe include (3) locks. (Except full-height doors with wardrobe which include (2) locks)

#### Critical Dimensions

Dimensions under, **w**, **d** and **h** are actual to the nearest 1/16"

42", 50", 57" and 64" Tower Internal Dimensions

- Box and M drawer height: 4<sup>5</sup>/<sub>16</sub>"
- Box and M drawer width: 12<sup>1</sup>/<sub>16</sub>"
- Box and M drawer depth: 18<sup>3</sup>/<sub>8</sub>"
- File drawer height: 9<sup>1</sup>/<sub>4</sub>"
- File drawer width: 12<sup>1</sup>/<sub>16</sub>"
- File drawer depth: 18<sup>3</sup>/<sub>8</sub>"
- Wide drawer height: 9<sup>9</sup>/<sub>16</sub>"
- Wide drawer width: 20<sup>3</sup>/<sub>4</sub>"
- Wide drawer depth: 22<sup>7</sup>/<sub>8</sub>"

**Note:** All towers are configured from the top down with standard combinations of box and file drawers.

Pull finish is stainless steel.

"M" drawers consisting of a box drawer body with a file drawer head are available by substituting any two "B" or any one "F" character within the pattern number, example (RT3SLH6424MFN). Multiple "M" drawers may be specified providing they equal the total modules available.

A 6" drawer, behind a cupboard door is available by adding the numeral 1 to the end of the pattern number, example (RT3SLH6424BBFL1)

**Note:** 6" drawer behind doors are not available within the wardrobe portion of towers. Drawers behind doors are painted black.

**Note: Drawer behind doors list pricing is as follows: 1=\$255**

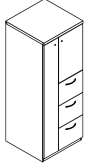
# Storage Towers Veneer Front - Reff S Pull

## 24" Wide Storage Towers

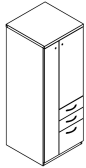
### 64" High

Series 2 Storage

description	type	w	d	h	lock	pattern no.	V1	V2
64" High tower with three file drawers and door and wardrobe (left hand shown)	left hand	23 <sup>7</sup> / <sub>8</sub> "	23 <sup>1</sup> / <sub>2</sub> "	63 <sup>5</sup> / <sub>16</sub> "	Y	RT3WSLH6424FFFL	\$4,637.	\$4,999.
	right hand	23 <sup>7</sup> / <sub>8</sub> "	23 <sup>1</sup> / <sub>2</sub> "	63 <sup>5</sup> / <sub>16</sub> "	Y	RT3WSRH6424FFFL	4,637.	4,999.



64" High tower with two box and one file drawer and door and wardrobe (left hand shown)	left hand	23 <sup>7</sup> / <sub>8</sub> "	23 <sup>1</sup> / <sub>2</sub> "	63 <sup>5</sup> / <sub>16</sub> "	Y	RT3WSLH6424BBFL	4,565.	4,921.
	right hand	23 <sup>7</sup> / <sub>8</sub> "	23 <sup>1</sup> / <sub>2</sub> "	63 <sup>5</sup> / <sub>16</sub> "	Y	RT3WSRH6424BBFL	4,565.	4,921.



#### Order Code

Example:	RT3SLH5724FFL-VC 113
RT3	Series 2 Veneer Front
S	Single Door
LH	Left Hand Access
57	57" High
24	24" Wide
F	File Drawer
F	File Drawer
L	Locking
VC	Front Finish Medium Cherry
113	Case Finish Dark Grey

#### Specification Information

For non-locking towers, deduct as follows from the list price for each unit: Deduct \$30 for (1) lock unit, \$60 for (2) lock unit, and \$75 for a (3) lock unit. Substitute the "L" suffix with an "N" within the pattern number to designate a non-locking unit, example (RT3SLH6424BBFN)

#### Application Notes

Hanging rails and other accessories are not included and must be ordered separately. Hanging rails are included with 24" and 30" wide lateral drawers only. (See *Tower Accessories for pricing and order entry information*)

Half depth adjustable shelves and coat hooks may be ordered separately allowing the cupboard area of the 15", 24" and 30" wide towers to support binders as well as shorter coats. (See *Tower Accessories for pricing and order entry information*)

**Note: Veneer front towers are comprised of a steel case with wood veneer fronts and top.**

- 15" w Side Access and Display towers include (1) lock.
- Single door towers, double door towers, 24" w and 30" w Side Access and Display towers include (2) locks. (Except full-height doors which include (1) lock)
- Front Access (only) towers with wardrobe include (3) locks. (Except full-height doors with wardrobe which include (2) locks)

#### Critical Dimensions

Dimensions under, **w**, **d** and **h** are actual to the nearest <sup>1</sup>/<sub>16</sub>"

42", 50", 57" and 64" Tower Internal Dimensions

- Box and M drawer height: 4<sup>5</sup>/<sub>16</sub>"
- Box and M drawer width: 12<sup>1</sup>/<sub>16</sub>"
- Box and M drawer depth: 18<sup>3</sup>/<sub>8</sub>"
- File drawer height: 9<sup>1</sup>/<sub>4</sub>"
- File drawer width: 12<sup>1</sup>/<sub>16</sub>"
- File drawer depth: 18<sup>3</sup>/<sub>8</sub>"
- Wide drawer height: 9<sup>9</sup>/<sub>16</sub>"
- Wide drawer width: 20<sup>3</sup>/<sub>4</sub>"
- Wide drawer depth: 22<sup>7</sup>/<sub>8</sub>"

**Note:** All towers are configured from the top down with standard combinations of box and file drawers.

Pull finish is stainless steel.

"M" drawers consisting of a box drawer body with a file drawer head are available by substituting any two "B" or any one "F" character within the pattern number, example (RT3SLH6424MFN). Multiple "M" drawers may be specified providing they equal the total modules available.

A 6" drawer, behind a cupboard door is available by adding the numeral 1 to the end of the pattern number, example (RT3SLH6424BBFL1)

**Note:** 6" drawer behind doors are not available within the wardrobe portion of towers. Drawers behind doors are painted black.

**Note: Drawer behind doors list pricing is as follows: 1=\$255**

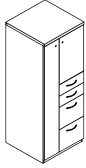
# Storage Towers Veneer Front - Reff S Pull

## 24" Wide Storage Towers

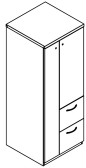
### 64" High

Series 2 Storage

description	type	w	d	h	lock	pattern no.	V1	V2
64" High tower with two box and two file drawers and door and wardrobe (left hand shown)	left hand	23 <sup>7</sup> / <sub>8</sub> "	23 <sup>1</sup> / <sub>2</sub> "	63 <sup>5</sup> / <sub>16</sub> "	Y	RT3WSLH6424BBFFL	\$5,036.	\$5,432.
	right hand	23 <sup>7</sup> / <sub>8</sub> "	23 <sup>1</sup> / <sub>2</sub> "	63 <sup>5</sup> / <sub>16</sub> "	Y	RT3WSRH6424BBFFL	5,036.	5,432.



64" High tower with two file drawers and door and wardrobe (left hand shown)	left hand	23 <sup>7</sup> / <sub>8</sub> "	23 <sup>1</sup> / <sub>2</sub> "	63 <sup>5</sup> / <sub>16</sub> "	Y	RT3WSLH6424FFL	3,905.	4,209.
	right hand	23 <sup>7</sup> / <sub>8</sub> "	23 <sup>1</sup> / <sub>2</sub> "	63 <sup>5</sup> / <sub>16</sub> "	Y	RT3WSRH6424FFL	3,905.	4,209.



Series 2 Laminate and Veneer Front Storage

#### Order Code

Example:	RT3SLH5724FFL-VC 113
RT3	Series 2 Veneer Front
S	Single Door
LH	Left Hand Access
57	57" High
24	24" Wide
F	File Drawer
F	File Drawer
L	Locking
VC	Front Finish Medium Cherry
113	Case Finish Dark Grey

#### Specification Information

For non-locking towers, deduct as follows from the list price for each unit: Deduct \$30 for (1) lock unit, \$60 for (2) lock unit, and \$75 for a (3) lock unit. Substitute the "L" suffix with an "N" within the pattern number to designate a non-locking unit, example (RT3SLH6424BBFN)

"M" drawers consisting of a box drawer body with a file drawer head are available by substituting any two "B" or any one "F" character within the pattern number, example (RT3SLH6424MFN). Multiple "M" drawers may be specified providing they equal the total modules available.

A 6" drawer, behind a cupboard door is available by adding the numeral 1 to the end of the pattern number, example (RT3SLH6424BBFL1)

**Note:** 6" drawer behind doors are not available within the wardrobe portion of towers. Drawers behind doors are painted black.

**Note:** Drawer behind doors list pricing is as follows: 1=\$255

#### Application Notes

Hanging rails and other accessories are not included and must be ordered separately. Hanging rails are included with 24" and 30" wide lateral drawers only. (See *Tower Accessories for pricing and order entry information*)

Half depth adjustable shelves and coat hooks may be ordered separately allowing the cupboard area of the 15", 24" and 30" wide towers to support binders as well as shorter coats. (See *Tower Accessories for pricing and order entry information*)

**Note:** Veneer front towers are comprised of a steel case with wood veneer fronts and top.

- 15" w Side Access and Display towers include (1) lock.
- Single door towers, double door towers, 24" w and 30" w Side Access and Display towers include (2) locks. (Except full-height doors which include (1) lock)
- Front Access (only) towers with wardrobe include (3) locks. (Except full-height doors with wardrobe which include (2) locks)

#### Critical Dimensions

Dimensions under, **w**, **d** and **h** are actual to the nearest <sup>1</sup>/<sub>16</sub>"

42", 50", 57" and 64" Tower Internal Dimensions

- Box and M drawer height: 4<sup>5</sup>/<sub>16</sub>"
- Box and M drawer width: 12<sup>1</sup>/<sub>16</sub>"
- Box and M drawer depth: 18<sup>3</sup>/<sub>8</sub>"
- File drawer height: 9<sup>1</sup>/<sub>4</sub>"
- File drawer width: 12<sup>1</sup>/<sub>16</sub>"
- File drawer depth: 18<sup>3</sup>/<sub>8</sub>"
- Wide drawer height: 9<sup>9</sup>/<sub>16</sub>"
- Wide drawer width: 20<sup>3</sup>/<sub>4</sub>"
- Wide drawer depth: 22<sup>7</sup>/<sub>8</sub>"

**Note:** All towers are configured from the top down with standard combinations of box and file drawers.

Pull finish is stainless steel.



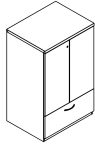
# Storage Towers Veneer Front - Reff S Pull

## 30" Wide Storage Towers

### 50" High

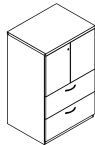
Series 2 Storage

description	type	w	d	h	lock	pattern no.	V1	V2
50" High Double Door tower with one wide drawer		29 <sup>7</sup> / <sub>8</sub> "	23 <sup>1</sup> / <sub>2</sub> "	48 <sup>5</sup> / <sub>16</sub> "	Y	<b>RT3D5030WL</b>	\$4,451.	\$4,799.



24" and 30" wide double door cabinets may be ordered with a grommet option located in the back of the case by adding a "G" between the 4th and 5th character of the pattern number, example (RT3D**G**6424WL). Add \$100 for this option. **Note**, by adding a "G" option, the cabinet will also receive AV hinged doors.

50" High Double Door tower with two wide drawers		29 <sup>7</sup> / <sub>8</sub> "	23 <sup>1</sup> / <sub>2</sub> "	48 <sup>5</sup> / <sub>16</sub> "	Y	<b>RT3D5030WWL</b>	5,323.	5,741.
--------------------------------------------------	--	----------------------------------	----------------------------------	-----------------------------------	---	--------------------	--------	--------



24" and 30" wide double door cabinets may be ordered with a grommet option located in the back of the case by adding a "G" between the 4th and 5th character of the pattern number, example (RT3D**G**6424WL). Add \$100 for this option. **Note**, by adding a "G" option, the cabinet will also receive AV hinged doors.

#### Order Code

Example:	<b>RT3WSLH5730BBFL-VC 113</b>
<b>RT3</b>	Series 2 Veneer Front
<b>WS</b>	Wardrobe and Single Door
<b>LH</b>	Left Hand Access
<b>57</b>	57" High
<b>30</b>	30" Wide
<b>B</b>	Box Drawer
<b>B</b>	Box Drawer
<b>F</b>	File Drawer
<b>L</b>	Locking
<b>VC</b>	Front Finish Medium Grey
<b>113</b>	Case Finish Dark Grey

#### Specification Information

For non-locking towers, deduct as follows from the list price for each unit: Deduct \$30 for (1) lock unit, \$60 for (2) lock unit, and \$75 for a (3) lock unit. Substitute the "L" suffix with an "N" within the pattern number to designate a non-locking unit, example (RT3WSLH5030BBFN)

"M" drawers consisting of a box drawer body with a file drawer head are available by substituting any two "B" or any one "F" character within the pattern number, example (RT3WSLH5030MFN). Multiple "M" drawers may be specified providing they equal the total modules available.

A 6" drawer, behind a cupboard door is available by adding the numeral 1 to the end of the pattern number, example (RT3WSLH6430BBFL1)

- 15" w Side Access and Display towers include (1) lock.
- Single door towers, double door towers, 24" w and 30" w Side Access and Display towers include (2) locks. (Except full-height doors which include (1) lock)
- Front Access (only) towers with wardrobe include (3) locks. (Except full-height doors with wardrobe which include (2) locks)

**Note:** 6" drawer behind doors are not available within the wardrobe portion of towers. Drawers behind doors are painted black.

**Note: Drawers behind doors list prices are as follows: 1=\$255**

#### Application Notes

Hanging rails and other accessories are not included and must be ordered separately. Hanging rails are included with 24" and 30" wide lateral drawers only. (See *Tower Accessories for pricing and order entry information*)

Half depth adjustable shelves and coat hooks may be ordered separately allowing the cupboard area of the 15", 24" and 30" wide towers to support binders as well as shorter coats. (See *Tower Accessories for pricing and order entry information*)

**Note: Veneer front towers are comprised of a steel case with wood veneer fronts and top.**

#### Critical Dimensions

Dimensions under, **w**, **d** and **h** are actual to the nearest <sup>1</sup>/<sub>16</sub>"

42", 50", 57" and 64" Tower Internal Dimensions

- Box and M drawer height: 4<sup>5</sup>/<sub>16</sub>"
- Box and M drawer width: 12<sup>1</sup>/<sub>16</sub>"
- Box and M drawer depth: 18<sup>3</sup>/<sub>8</sub>"
- File drawer height: 9<sup>1</sup>/<sub>4</sub>"
- File drawer width: 12<sup>1</sup>/<sub>16</sub>"
- File drawer depth: 18<sup>3</sup>/<sub>8</sub>"
- Wide drawer height: 9<sup>9</sup>/<sub>16</sub>"
- Wide drawer width: 20<sup>3</sup>/<sub>4</sub>"
- Wide drawer depth: 22<sup>7</sup>/<sub>8</sub>"

**Note:** All towers are configured from the top down with standard combinations of box and file drawers.

Pull finish is stainless steel.

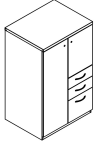
# Storage Towers Veneer Front - Reff S Pull

## 30" Wide Storage Towers

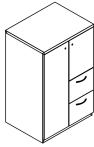
### 50" High

Series 2 Storage

description	type	w	d	h	lock	pattern no.	V1	V2
50" High tower with two box and one file drawer and door and wardrobe (left hand shown)	left hand	29 <sup>7</sup> / <sub>8</sub> "	23 <sup>1</sup> / <sub>2</sub> "	48 <sup>5</sup> / <sub>16</sub> "	Y	RT3WSLH5030BBFL	\$4,422.	\$4,769.
	right hand	29 <sup>7</sup> / <sub>8</sub> "	23 <sup>1</sup> / <sub>2</sub> "	48 <sup>5</sup> / <sub>16</sub> "	Y	RT3WSRH5030BBFL	4,422.	4,769.



50" High tower with two file drawers and door and wardrobe (left hand shown)	left hand	29 <sup>7</sup> / <sub>8</sub> "	23 <sup>1</sup> / <sub>2</sub> "	48 <sup>5</sup> / <sub>16</sub> "	Y	RT3WSLH5030FFL	4,092.	4,412.
	right hand	29 <sup>7</sup> / <sub>8</sub> "	23 <sup>1</sup> / <sub>2</sub> "	48 <sup>5</sup> / <sub>16</sub> "	Y	RT3WSRH5030FFL	4,092.	4,412.



Series 2 Laminate and Veneer Front Storage

#### Order Code

Example:	RT3WSLH5730BBFL-VC 113
<b>RT3</b>	Series 2 Veneer Front
<b>WS</b>	Wardrobe and Single Door
<b>LH</b>	Left Hand Access
<b>57</b>	57" High
<b>30</b>	30" Wide
<b>B</b>	Box Drawer
<b>B</b>	Box Drawer
<b>F</b>	File Drawer
<b>L</b>	Locking
<b>VC</b>	Front Finish Medium Grey
<b>113</b>	Case Finish Dark Grey

#### Specification Information

For non-locking towers, deduct as follows from the list price for each unit: Deduct \$30 for (1) lock unit, \$60 for (2) lock unit, and \$75 for a (3) lock unit. Substitute the "L" suffix with an "N" within the pattern number to designate a non-locking unit, example (RT3WSLH5030BBFN)

"M" drawers consisting of a box drawer body with a file drawer head are available by substituting any two "B" or any one "F" character within the pattern number, example (RT3WSLH5030MFN). Multiple "M" drawers may be specified providing they equal the total modules available.

A 6" drawer, behind a cupboard door is available by adding the numeral 1 to the end of the pattern number, example (RT3WSLH6430BBFL1)

- 15" w Side Access and Display towers include (1) lock.
- Single door towers, double door towers, 24" w and 30" w Side Access and Display towers include (2) locks. (Except full-height doors which include (1) lock)
- Front Access (only) towers with wardrobe include (3) locks. (Except full-height doors with wardrobe which include (2) locks)

**Note:** 6" drawer behind doors are not available within the wardrobe portion of towers. Drawers behind doors are painted black.

**Note: Drawers behind doors list prices are as follows: 1=\$255**

#### Application Notes

Hanging rails and other accessories are not included and must be ordered separately. Hanging rails are included with 24" and 30" wide lateral drawers only. (See *Tower Accessories for pricing and order entry information*)

Half depth adjustable shelves and coat hooks may be ordered separately allowing the cupboard area of the 15", 24" and 30" wide towers to support binders as well as shorter coats. (See *Tower Accessories for pricing and order entry information*)

**Note: Veneer front towers are comprised of a steel case with wood veneer fronts and top.**

#### Critical Dimensions

Dimensions under, **w**, **d** and **h** are actual to the nearest 1/16"

42", 50", 57" and 64" Tower Internal Dimensions

- Box and M drawer height: 4<sup>5</sup>/<sub>16</sub>"
- Box and M drawer width: 12<sup>1</sup>/<sub>16</sub>"
- Box and M drawer depth: 18<sup>3</sup>/<sub>8</sub>"
- File drawer height: 9<sup>1</sup>/<sub>4</sub>"
- File drawer width: 12<sup>1</sup>/<sub>16</sub>"
- File drawer depth: 18<sup>3</sup>/<sub>8</sub>"
- Wide drawer height: 9<sup>9</sup>/<sub>16</sub>"
- Wide drawer width: 20<sup>3</sup>/<sub>4</sub>"
- Wide drawer depth: 22<sup>7</sup>/<sub>8</sub>"

**Note:** All towers are configured from the top down with standard combinations of box and file drawers.

Pull finish is stainless steel.

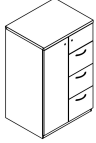
# Storage Towers Veneer Front - Reff S Pull

## 30" Wide Storage Towers

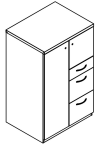
### 50" High

Series 2 Storage

description	type	w	d	h	lock	pattern no.	V1	V2
50" High tower with three file drawers and door and wardrobe (left hand shown)	left hand	29 <sup>7</sup> / <sub>8</sub> "	23 <sup>1</sup> / <sub>2</sub> "	48 <sup>5</sup> / <sub>16</sub> "	Y	<b>RT3WSLH5030FFFL</b>	\$4,502.	\$4,855.
	right hand	29 <sup>7</sup> / <sub>8</sub> "	23 <sup>1</sup> / <sub>2</sub> "	48 <sup>5</sup> / <sub>16</sub> "	Y	<b>RT3WSRH5030FFFL</b>	4,502.	4,855.



50" High tower with one box and two file drawers and door and wardrobe (left hand shown)	left hand	29 <sup>7</sup> / <sub>8</sub> "	23 <sup>1</sup> / <sub>2</sub> "	48 <sup>5</sup> / <sub>16</sub> "	Y	<b>RT3WSLH5030BFFL</b>	4,467.	4,817.
	right hand	29 <sup>7</sup> / <sub>8</sub> "	23 <sup>1</sup> / <sub>2</sub> "	48 <sup>5</sup> / <sub>16</sub> "	Y	<b>RT3WSRH5030BFFL</b>	4,467.	4,817.



#### Order Code

Example: **RT3WSLH5730BBFL-VC 113**

<b>RT3</b>	Series 2 Veneer Front
<b>WS</b>	Wardrobe and Single Door
<b>LH</b>	Left Hand Access
<b>57</b>	57" High
<b>30</b>	30" Wide
<b>B</b>	Box Drawer
<b>B</b>	Box Drawer
<b>F</b>	File Drawer
<b>L</b>	Locking
<b>VC</b>	Front Finish Medium Grey
<b>113</b>	Case Finish Dark Grey

#### Specification Information

For non-locking towers, deduct as follows from the list price for each unit: Deduct \$30 for (1) lock unit, \$60 for (2) lock unit, and \$75 for a (3) lock unit. Substitute the "L" suffix with an "N" within the pattern number to designate a non-locking unit, example (RT3WSLH5030BBFN)

"M" drawers consisting of a box drawer body with a file drawer head are available by substituting any two "B" or any one "F" character within the pattern number, example (RT3WSLH5030MFN). Multiple "M" drawers may be specified providing they equal the total modules available.

A 6" drawer, behind a cupboard door is available by adding the numeral 1 to the end of the pattern number, example (RT3WSLH6430BBFL1)

- 15" w Side Access and Display towers include (1) lock.
- Single door towers, double door towers, 24" w and 30" w Side Access and Display towers include (2) locks. (Except full-height doors which include (1) lock)
- Front Access (only) towers with wardrobe include (3) locks. (Except full-height doors with wardrobe which include (2) locks)

**Note:** 6" drawer behind doors are not available within the wardrobe portion of towers. Drawers behind doors are painted black.

**Note: Drawers behind doors list prices are as follows: 1=\$255**

#### Application Notes

Hanging rails and other accessories are not included and must be ordered separately. Hanging rails are included with 24" and 30" wide lateral drawers only. (See *Tower Accessories for pricing and order entry information*)

Half depth adjustable shelves and coat hooks may be ordered separately allowing the cupboard area of the 15", 24" and 30" wide towers to support binders as well as shorter coats. (See *Tower Accessories for pricing and order entry information*)

**Note: Veneer front towers are comprised of a steel case with wood veneer fronts and top.**

#### Critical Dimensions

Dimensions under, **w**, **d** and **h** are actual to the nearest <sup>1</sup>/<sub>16</sub>"

42", 50", 57" and 64" Tower Internal Dimensions

- Box and M drawer height: 4<sup>5</sup>/<sub>16</sub>"
- Box and M drawer width: 12<sup>1</sup>/<sub>16</sub>"
- Box and M drawer depth: 18<sup>3</sup>/<sub>8</sub>"
- File drawer height: 9<sup>1</sup>/<sub>4</sub>"
- File drawer width: 12<sup>1</sup>/<sub>16</sub>"
- File drawer depth: 18<sup>3</sup>/<sub>8</sub>"
- Wide drawer height: 9<sup>9</sup>/<sub>16</sub>"
- Wide drawer width: 20<sup>3</sup>/<sub>4</sub>"
- Wide drawer depth: 22<sup>7</sup>/<sub>8</sub>"

**Note:** All towers are configured from the top down with standard combinations of box and file drawers.

Pull finish is stainless steel.

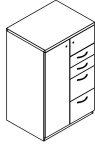
# Storage Towers Veneer Front - Reff S Pull

## 30" Wide Storage Towers

### 50" High

Series 2 Storage

description	type	w	d	h	lock	pattern no.	V1	V2
50" High tower with two box and two file drawers and door and wardrobe (left hand shown)	left hand	29 <sup>7</sup> / <sub>8</sub> "	23 <sup>1</sup> / <sub>2</sub> "	48 <sup>5</sup> / <sub>16</sub> "	Y	RT3WSLH5030BBFFL	\$4,900.	\$5,287.
	right hand	29 <sup>7</sup> / <sub>8</sub> "	23 <sup>1</sup> / <sub>2</sub> "	48 <sup>5</sup> / <sub>16</sub> "	Y	RT3WSRH5030BBFFL	4,900.	5,287.



Series 2 Laminate and Veneer Front Storage

#### Order Code

Example: **RT3WSLH5730BBFL-VC 113**

<b>RT3</b>	Series 2 Veneer Front
<b>WS</b>	Wardrobe and Single Door
<b>LH</b>	Left Hand Access
<b>57</b>	57" High
<b>30</b>	30" Wide
<b>B</b>	Box Drawer
<b>B</b>	Box Drawer
<b>F</b>	File Drawer
<b>L</b>	Locking
<b>VC</b>	Front Finish Medium Grey
<b>113</b>	Case Finish Dark Grey

#### Specification Information

For non-locking towers, deduct as follows from the list price for each unit: Deduct \$30 for (1) lock unit, \$60 for (2) lock unit, and \$75 for a (3) lock unit. Substitute the "L" suffix with an "N" within the pattern number to designate a non-locking unit, example (RT3WSLH5030BBFN)

"M" drawers consisting of a box drawer body with a file drawer head are available by substituting any two "B" or any one "F" character within the pattern number, example (RT3WSLH5030MFN). Multiple "M" drawers may be specified providing they equal the total modules available.

A 6" drawer, behind a cupboard door is available by adding the numeral 1 to the end of the pattern number, example (RT3WSLH6430BBFL1)

- 15" w Side Access and Display towers include (1) lock.
- Single door towers, double door towers, 24" w and 30" w Side Access and Display towers include (2) locks. (Except full-height doors which include (1) lock)
- Front Access (only) towers with wardrobe include (3) locks. (Except full-height doors with wardrobe which include (2) locks)

**Note:** 6" drawer behind doors are not available within the wardrobe portion of towers. Drawers behind doors are painted black.

**Note: Drawers behind doors list prices are as follows: 1=\$255**

#### Application Notes

Hanging rails and other accessories are not included and must be ordered separately. Hanging rails are included with 24" and 30" wide lateral drawers only. (See *Tower Accessories for pricing and order entry information*)

Half depth adjustable shelves and coat hooks may be ordered separately allowing the cupboard area of the 15", 24" and 30" wide towers to support binders as well as shorter coats. (See *Tower Accessories for pricing and order entry information*)

**Note: Veneer front towers are comprised of a steel case with wood veneer fronts and top.**

#### Critical Dimensions

Dimensions under, **w**, **d** and **h** are actual to the nearest <sup>1</sup>/<sub>16</sub>"

42", 50", 57" and 64" Tower Internal Dimensions

- Box and M drawer height: 4<sup>5</sup>/<sub>16</sub>"
- Box and M drawer width: 12<sup>1</sup>/<sub>16</sub>"
- Box and M drawer depth: 18<sup>3</sup>/<sub>8</sub>"
- File drawer height: 9<sup>1</sup>/<sub>4</sub>"
- File drawer width: 12<sup>1</sup>/<sub>16</sub>"
- File drawer depth: 18<sup>3</sup>/<sub>8</sub>"
- Wide drawer height: 9<sup>9</sup>/<sub>16</sub>"
- Wide drawer width: 20<sup>3</sup>/<sub>4</sub>"
- Wide drawer depth: 22<sup>7</sup>/<sub>8</sub>"

**Note:** All towers are configured from the top down with standard combinations of box and file drawers.

Pull finish is stainless steel.

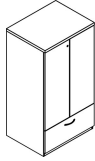
# Storage Towers Veneer Front - Reff S Pull

## 30" Wide Storage Towers

### 57" High

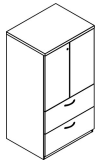
Series 2 Storage

description	type	w	d	h	lock	pattern no.	V1	V2
57" High Double Door tower with one wide drawer		29 <sup>7</sup> / <sub>8</sub> "	23 <sup>1</sup> / <sub>2</sub> "	56 <sup>3</sup> / <sub>16</sub> "	Y	<b>RT3D5730WL</b>	\$4,566.	\$4,926.



24" and 30" wide double door cabinets may be ordered with a grommet option located in the back of the case by adding a "G" between the 4th and 5th character of the pattern number, example (RT3D**G**6424WL). Add \$100 for this option. **Note**, by adding a "G" option, the cabinet will also receive AV hinged doors.

57" High Double Door tower with two wide drawers		29 <sup>7</sup> / <sub>8</sub> "	23 <sup>1</sup> / <sub>2</sub> "	56 <sup>3</sup> / <sub>16</sub> "	Y	<b>RT3D5730WWL</b>	5,556.	5,991.
--------------------------------------------------	--	----------------------------------	----------------------------------	-----------------------------------	---	--------------------	--------	--------



24" and 30" wide double door cabinets may be ordered with a grommet option located in the back of the case by adding a "G" between the 4th and 5th character of the pattern number, example (RT3D**G**6424WL). Add \$100 for this option. **Note**, by adding a "G" option, the cabinet will also receive AV hinged doors.

#### Order Code

Example:	<b>RT3WSLH5730BBFL-VC 113</b>
<b>RT3</b>	Series 2 Veneer Front
<b>WS</b>	Wardrobe and Single Door
<b>LH</b>	Left Hand Access
<b>57</b>	57" High
<b>30</b>	30" Wide
<b>B</b>	Box Drawer
<b>B</b>	Box Drawer
<b>F</b>	File Drawer
<b>L</b>	Locking
<b>VC</b>	Front Finish Medium Grey
<b>113</b>	Case Finish Dark Grey

#### Specification Information

For non-locking towers, deduct as follows from the list price for each unit: Deduct \$30 for (1) lock unit, \$60 for (2) lock unit, and \$75 for a (3) lock unit. Substitute the "L" suffix with an "N" within the pattern number to designate a non-locking unit, example (RT3WSLH5030BBFN)

"M" drawers consisting of a box drawer body with a file drawer head are available by substituting any two "B" or any one "F" character within the pattern number, example (RT3WSLH5030MFN). Multiple "M" drawers may be specified providing they equal the total modules available.

A 6" drawer, behind a cupboard door is available by adding the numeral 1 to the end of the pattern number, example (RT3WSLH6430BBFL1)

- 15" w Side Access and Display towers include (1) lock.
- Single door towers, double door towers, 24" w and 30" w Side Access and Display towers include (2) locks. (Except full-height doors which include (1) lock)
- Front Access (only) towers with wardrobe include (3) locks. (Except full-height doors with wardrobe which include (2) locks)

**Note:** 6" drawer behind doors are not available within the wardrobe portion of towers. Drawers behind doors are painted black.

**Note: Drawers behind doors list prices are as follows: 1=\$255**

#### Application Notes

Hanging rails and other accessories are not included and must be ordered separately. Hanging rails are included with 24" and 30" wide lateral drawers only. (See *Tower Accessories for pricing and order entry information*)

Half depth adjustable shelves and coat hooks may be ordered separately allowing the cupboard area of the 15", 24" and 30" wide towers to support binders as well as shorter coats. (See *Tower Accessories for pricing and order entry information*)

**Note: Veneer front towers are comprised of a steel case with wood veneer fronts and top.**

#### Critical Dimensions

Dimensions under, **w**, **d** and **h** are actual to the nearest <sup>1</sup>/<sub>16</sub>"

42", 50", 57" and 64" Tower Internal Dimensions

- Box and M drawer height: 4<sup>5</sup>/<sub>16</sub>"
- Box and M drawer width: 12<sup>1</sup>/<sub>16</sub>"
- Box and M drawer depth: 18<sup>3</sup>/<sub>8</sub>"
- File drawer height: 9<sup>1</sup>/<sub>4</sub>"
- File drawer width: 12<sup>1</sup>/<sub>16</sub>"
- File drawer depth: 18<sup>3</sup>/<sub>8</sub>"
- Wide drawer height: 9<sup>9</sup>/<sub>16</sub>"
- Wide drawer width: 20<sup>3</sup>/<sub>4</sub>"
- Wide drawer depth: 22<sup>7</sup>/<sub>8</sub>"

**Note:** All towers are configured from the top down with standard combinations of box and file drawers.

Pull finish is stainless steel.

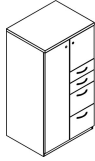
# Storage Towers Veneer Front - Reff S Pull

## 30" Wide Storage Towers

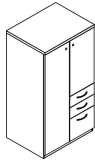
### 57" High

Series 2 Storage

description	type	w	d	h	lock	pattern no.	V1	V2
57" High tower with two box and two file drawers and door and wardrobe (left hand shown)	left hand	29 <sup>7</sup> / <sub>8</sub> "	23 <sup>1</sup> / <sub>2</sub> "	56 <sup>3</sup> / <sub>16</sub> "	Y	RT3WSLH5730BBFFL	\$5,030.	\$5,423.
	right hand	29 <sup>7</sup> / <sub>8</sub> "	23 <sup>1</sup> / <sub>2</sub> "	56 <sup>3</sup> / <sub>16</sub> "	Y	RT3WSRH5730BBFFL	5,030.	5,423.



57" High tower with two box and one file drawer and door and wardrobe (left hand shown)	left hand	29 <sup>7</sup> / <sub>8</sub> "	23 <sup>1</sup> / <sub>2</sub> "	56 <sup>3</sup> / <sub>16</sub> "	Y	RT3WSLH5730BBFL	4,633.	4,993.
	right hand	29 <sup>7</sup> / <sub>8</sub> "	23 <sup>1</sup> / <sub>2</sub> "	56 <sup>3</sup> / <sub>16</sub> "	Y	RT3WSRH5730BBFL	4,633.	4,993.



Series 2 Laminate and Veneer Front Storage

#### Order Code

Example:	RT3WSLH5730BBFL-VC 113
<b>RT3</b>	Series 2 Veneer Front
<b>WS</b>	Wardrobe and Single Door
<b>LH</b>	Left Hand Access
<b>57</b>	57" High
<b>30</b>	30" Wide
<b>B</b>	Box Drawer
<b>B</b>	Box Drawer
<b>F</b>	File Drawer
<b>L</b>	Locking
<b>VC</b>	Front Finish Medium Grey
<b>113</b>	Case Finish Dark Grey

#### Specification Information

For non-locking towers, deduct as follows from the list price for each unit: Deduct \$30 for (1) lock unit, \$60 for (2) lock unit, and \$75 for a (3) lock unit. Substitute the "L" suffix with an "N" within the pattern number to designate a non-locking unit, example (RT3WSLH5030BBFN)

"M" drawers consisting of a box drawer body with a file drawer head are available by substituting any two "B" or any one "F" character within the pattern number, example (RT3WSLH5030MFN). Multiple "M" drawers may be specified providing they equal the total modules available.

A 6" drawer, behind a cupboard door is available by adding the numeral 1 to the end of the pattern number, example (RT3WSLH6430BBFL1)

- 15" w Side Access and Display towers include (1) lock.
- Single door towers, double door towers, 24" w and 30" w Side Access and Display towers include (2) locks. (Except full-height doors which include (1) lock)
- Front Access (only) towers with wardrobe include (3) locks. (Except full-height doors with wardrobe which include (2) locks)

**Note:** 6" drawer behind doors are not available within the wardrobe portion of towers. Drawers behind doors are painted black.

#### Critical Dimensions

Dimensions under, **w**, **d** and **h** are actual to the nearest <sup>1</sup>/<sub>16</sub>"

42", 50", 57" and 64" Tower Internal Dimensions

- Box and M drawer height: 4<sup>5</sup>/<sub>16</sub>"
- Box and M drawer width: 12<sup>1</sup>/<sub>16</sub>"
- Box and M drawer depth: 18<sup>3</sup>/<sub>8</sub>"
- File drawer height: 9<sup>1</sup>/<sub>4</sub>"
- File drawer width: 12<sup>1</sup>/<sub>16</sub>"
- File drawer depth: 18<sup>3</sup>/<sub>8</sub>"
- Wide drawer height: 9<sup>9</sup>/<sub>16</sub>"
- Wide drawer width: 20<sup>3</sup>/<sub>4</sub>"
- Wide drawer depth: 22<sup>7</sup>/<sub>8</sub>"

**Note:** All towers are configured from the top down with standard combinations of box and file drawers.

Pull finish is stainless steel.

**Note: Drawers behind doors list prices are as follows: 1=\$255**

#### Application Notes

Hanging rails and other accessories are not included and must be ordered separately. Hanging rails are included with 24" and 30" wide lateral drawers only. (See *Tower Accessories for pricing and order entry information*)

Half depth adjustable shelves and coat hooks may be ordered separately allowing the cupboard area of the 15", 24" and 30" wide towers to support binders as well as shorter coats. (See *Tower Accessories for pricing and order entry information*)

**Note: Veneer front towers are comprised of a steel case with wood veneer fronts and top.**

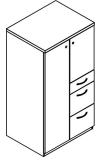
# Storage Towers Veneer Front - Reff S Pull

## 30" Wide Storage Towers

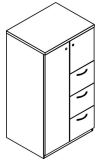
### 57" High

Series 2 Storage

description	type	w	d	h	lock	pattern no.	V1	V2
57" High tower with one box and two file drawers and door and wardrobe (left hand shown)	left hand	29 <sup>7</sup> / <sub>8</sub> "	23 <sup>1</sup> / <sub>2</sub> "	56 <sup>3</sup> / <sub>16</sub> "	Y	RT3WSLH5730BBFL	\$4,647.	\$5,013.
	right hand	29 <sup>7</sup> / <sub>8</sub> "	23 <sup>1</sup> / <sub>2</sub> "	56 <sup>3</sup> / <sub>16</sub> "	Y	RT3WSRH5730BBFL	4,647.	5,013.



57" High tower with three file drawers and door and wardrobe (left hand shown)	left hand	29 <sup>7</sup> / <sub>8</sub> "	23 <sup>1</sup> / <sub>2</sub> "	56 <sup>3</sup> / <sub>16</sub> "	Y	RT3WSLH5730FFFL	4,633.	4,994.
	right hand	29 <sup>7</sup> / <sub>8</sub> "	23 <sup>1</sup> / <sub>2</sub> "	56 <sup>3</sup> / <sub>16</sub> "	Y	RT3WSRH5730FFFL	4,633.	4,994.



#### Order Code

Example:	RT3WSLH5730BBFL-VC 113
<b>RT3</b>	Series 2 Veneer Front
<b>WS</b>	Wardrobe and Single Door
<b>LH</b>	Left Hand Access
<b>57</b>	57" High
<b>30</b>	30" Wide
<b>B</b>	Box Drawer
<b>B</b>	Box Drawer
<b>F</b>	File Drawer
<b>L</b>	Locking
<b>VC</b>	Front Finish Medium Grey
<b>113</b>	Case Finish Dark Grey

#### Specification Information

For non-locking towers, deduct as follows from the list price for each unit: Deduct \$30 for (1) lock unit, \$60 for (2) lock unit, and \$75 for a (3) lock unit. Substitute the "L" suffix with an "N" within the pattern number to designate a non-locking unit, example (RT3WSLH5030BBFN)

"M" drawers consisting of a box drawer body with a file drawer head are available by substituting any two "B" or any one "F" character within the pattern number, example (RT3WSLH5030MFN). Multiple "M" drawers may be specified providing they equal the total modules available.

A 6" drawer, behind a cupboard door is available by adding the numeral 1 to the end of the pattern number, example (RT3WSLH6430BBFL1)

- 15" w Side Access and Display towers include (1) lock.
- Single door towers, double door towers, 24" w and 30" w Side Access and Display towers include (2) locks. (Except full-height doors which include (1) lock)
- Front Access (only) towers with wardrobe include (3) locks. (Except full-height doors with wardrobe which include (2) locks)

**Note:** 6" drawer behind doors are not available within the wardrobe portion of towers. Drawers behind doors are painted black.

**Note: Drawers behind doors list prices are as follows: 1=\$255**

#### Application Notes

Hanging rails and other accessories are not included and must be ordered separately. Hanging rails are included with 24" and 30" wide lateral drawers only. (See *Tower Accessories for pricing and order entry information*)

Half depth adjustable shelves and coat hooks may be ordered separately allowing the cupboard area of the 15", 24" and 30" wide towers to support binders as well as shorter coats. (See *Tower Accessories for pricing and order entry information*)

**Note: Veneer front towers are comprised of a steel case with wood veneer fronts and top.**

#### Critical Dimensions

Dimensions under, **w**, **d** and **h** are actual to the nearest <sup>1</sup>/<sub>16</sub>"

42", 50", 57" and 64" Tower Internal Dimensions

- Box and M drawer height: 4<sup>5</sup>/<sub>16</sub>"
- Box and M drawer width: 12<sup>1</sup>/<sub>16</sub>"
- Box and M drawer depth: 18<sup>3</sup>/<sub>8</sub>"
- File drawer height: 9<sup>1</sup>/<sub>4</sub>"
- File drawer width: 12<sup>1</sup>/<sub>16</sub>"
- File drawer depth: 18<sup>3</sup>/<sub>8</sub>"
- Wide drawer height: 9<sup>9</sup>/<sub>16</sub>"
- Wide drawer width: 20<sup>3</sup>/<sub>4</sub>"
- Wide drawer depth: 22<sup>7</sup>/<sub>8</sub>"

**Note:** All towers are configured from the top down with standard combinations of box and file drawers.

Pull finish is stainless steel.

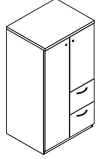
# Storage Towers Veneer Front - Reff S Pull

## 30" Wide Storage Towers

### 57" High

Series 2 Storage

description	type	w	d	h	lock	pattern no.	V1	V2
57" High tower with two file drawers and door and wardrobe (left hand shown)	left hand	29 <sup>7</sup> / <sub>8</sub> "	23 <sup>1</sup> / <sub>2</sub> "	56 <sup>3</sup> / <sub>16</sub> "	Y	RT3WSLH5730FFL	\$4,304.	\$4,643.
	right hand	29 <sup>7</sup> / <sub>8</sub> "	23 <sup>1</sup> / <sub>2</sub> "	56 <sup>3</sup> / <sub>16</sub> "	Y	RT3WSRH5730FFL	4,304.	4,643.



Series 2 Laminate and Veneer Front Storage

#### Order Code

Example:	RT3WSLH5730BBFL-VC 113
<b>RT3</b>	Series 2 Veneer Front
<b>WS</b>	Wardrobe and Single Door
<b>LH</b>	Left Hand Access
<b>57</b>	57" High
<b>30</b>	30" Wide
<b>B</b>	Box Drawer
<b>B</b>	Box Drawer
<b>F</b>	File Drawer
<b>L</b>	Locking
<b>VC</b>	Front Finish Medium Grey
<b>113</b>	Case Finish Dark Grey

#### Specification Information

For non-locking towers, deduct as follows from the list price for each unit: Deduct \$30 for (1) lock unit, \$60 for (2) lock unit, and \$75 for a (3) lock unit. Substitute the "L" suffix with an "N" within the pattern number to designate a non-locking unit, example (RT3WSLH5030BBFN)

"M" drawers consisting of a box drawer body with a file drawer head are available by substituting any two "B" or any one "F" character within the pattern number, example (RT3WSLH5030MFN). Multiple "M" drawers may be specified providing they equal the total modules available.

A 6" drawer, behind a cupboard door is available by adding the numeral 1 to the end of the pattern number, example (RT3WSLH6430BBFL1)

- 15" w Side Access and Display towers include (1) lock.
- Single door towers, double door towers, 24" w and 30" w Side Access and Display towers include (2) locks. (Except full-height doors which include (1) lock)
- Front Access (only) towers with wardrobe include (3) locks. (Except full-height doors with wardrobe which include (2) locks)

**Note:** 6" drawer behind doors are not available within the wardrobe portion of towers. Drawers behind doors are painted black.

**Note: Drawers behind doors list prices are as follows: 1=\$255**

#### Application Notes

Hanging rails and other accessories are not included and must be ordered separately. Hanging rails are included with 24" and 30" wide lateral drawers only. (See *Tower Accessories for pricing and order entry information*)

Half depth adjustable shelves and coat hooks may be ordered separately allowing the cupboard area of the 15", 24" and 30" wide towers to support binders as well as shorter coats. (See *Tower Accessories for pricing and order entry information*)

**Note: Veneer front towers are comprised of a steel case with wood veneer fronts and top.**

#### Critical Dimensions

Dimensions under, **w**, **d** and **h** are actual to the nearest <sup>1</sup>/<sub>16</sub>"

42", 50", 57" and 64" Tower Internal Dimensions

- Box and M drawer height: 4<sup>5</sup>/<sub>16</sub>"
- Box and M drawer width: 12<sup>1</sup>/<sub>16</sub>"
- Box and M drawer depth: 18<sup>3</sup>/<sub>8</sub>"
- File drawer height: 9<sup>1</sup>/<sub>4</sub>"
- File drawer width: 12<sup>1</sup>/<sub>16</sub>"
- File drawer depth: 18<sup>3</sup>/<sub>8</sub>"
- Wide drawer height: 9<sup>7</sup>/<sub>16</sub>"
- Wide drawer width: 20<sup>3</sup>/<sub>4</sub>"
- Wide drawer depth: 22<sup>7</sup>/<sub>8</sub>"

**Note:** All towers are configured from the top down with standard combinations of box and file drawers.

Pull finish is stainless steel.



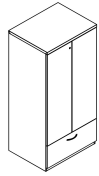
# Storage Towers Veneer Front - Reff S Pull

## 30" Wide Storage Towers

### 64" High

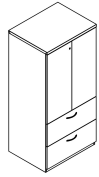
Series 2 Storage

description	type	w	d	h	lock	pattern no.	V1	V2
64" High Double Door tower with one wide drawer		29 <sup>7</sup> / <sub>8</sub> "	23 <sup>1</sup> / <sub>2</sub> "	63 <sup>5</sup> / <sub>16</sub> "	Y	<b>RT3D6430WL</b>	\$4,664.	\$5,026.



24" and 30" wide double door cabinets may be ordered with a grommet option located in the back of the case by adding a "G" between the 4th and 5th character of the pattern number, example (RT3D**G**6424WL). Add \$100 for this option. **Note**, by adding a "G" option, the cabinet will also receive AV hinged doors.

64" High Double Door tower with two wide drawers		29 <sup>7</sup> / <sub>8</sub> "	23 <sup>1</sup> / <sub>2</sub> "	63 <sup>5</sup> / <sub>16</sub> "	Y	<b>RT3D6430WWL</b>	5,596.	6,034.
--------------------------------------------------	--	----------------------------------	----------------------------------	-----------------------------------	---	--------------------	--------	--------



24" and 30" wide double door cabinets may be ordered with a grommet option located in the back of the case by adding a "G" between the 4th and 5th character of the pattern number, example (RT3D**G**6424WL). Add \$100 for this option. **Note**, by adding a "G" option, the cabinet will also receive AV hinged doors.

#### Order Code

Example:	<b>RT3WSLH5730BBFL-VC 113</b>
<b>RT3</b>	Series 2 Veneer Front
<b>WS</b>	Wardrobe and Single Door
<b>LH</b>	Left Hand Access
<b>57</b>	57" High
<b>30</b>	30" Wide
<b>B</b>	Box Drawer
<b>B</b>	Box Drawer
<b>F</b>	File Drawer
<b>L</b>	Locking
<b>VC</b>	Front Finish Medium Grey
<b>113</b>	Case Finish Dark Grey

#### Specification Information

For non-locking towers, deduct as follows from the list price for each unit: Deduct \$30 for (1) lock unit, \$60 for (2) lock unit, and \$75 for a (3) lock unit. Substitute the "L" suffix with an "N" within the pattern number to designate a non-locking unit, example (RT3WSLH5030BBFN)

"M" drawers consisting of a box drawer body with a file drawer head are available by substituting any two "B" or any one "F" character within the pattern number, example (RT3WSLH5030MFN). Multiple "M" drawers may be specified providing they equal the total modules available.

A 6" drawer, behind a cupboard door is available by adding the numeral 1 to the end of the pattern number, example (RT3WSLH6430BBFL1)

- 15" w Side Access and Display towers include (1) lock.
- Single door towers, double door towers, 24" w and 30" w Side Access and Display towers include (2) locks. (Except full-height doors which include (1) lock)
- Front Access (only) towers with wardrobe include (3) locks. (Except full-height doors with wardrobe which include (2) locks)

**Note:** 6" drawer behind doors are not available within the wardrobe portion of towers. Drawers behind doors are painted black.

**Note: Drawers behind doors list prices are as follows: 1=\$255**

#### Application Notes

Hanging rails and other accessories are not included and must be ordered separately. Hanging rails are included with 24" and 30" wide lateral drawers only. (See *Tower Accessories for pricing and order entry information*)

Half depth adjustable shelves and coat hooks may be ordered separately allowing the cupboard area of the 15", 24" and 30" wide towers to support binders as well as shorter coats. (See *Tower Accessories for pricing and order entry information*)

**Note: Veneer front towers are comprised of a steel case with wood veneer fronts and top.**

#### Critical Dimensions

Dimensions under, **w**, **d** and **h** are actual to the nearest <sup>1</sup>/<sub>16</sub>"

42", 50", 57" and 64" Tower Internal Dimensions

- Box and M drawer height: 4<sup>5</sup>/<sub>16</sub>"
- Box and M drawer width: 12<sup>1</sup>/<sub>16</sub>"
- Box and M drawer depth: 18<sup>3</sup>/<sub>8</sub>"
- File drawer height: 9<sup>1</sup>/<sub>4</sub>"
- File drawer width: 12<sup>1</sup>/<sub>16</sub>"
- File drawer depth: 18<sup>3</sup>/<sub>8</sub>"
- Wide drawer height: 9<sup>7</sup>/<sub>16</sub>"
- Wide drawer width: 20<sup>3</sup>/<sub>4</sub>"
- Wide drawer depth: 22<sup>7</sup>/<sub>8</sub>"

**Note:** All towers are configured from the top down with standard combinations of box and file drawers.

Pull finish is stainless steel.

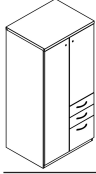
# Storage Towers Veneer Front - Reff S Pull

## 30" Wide Storage Towers

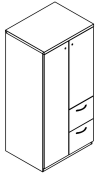
### 64" High

Series 2 Storage

description	type	w	d	h	lock	pattern no.	V1	V2
64" High tower with two box and one file drawer and door and wardrobe (left hand shown)	left hand	29 <sup>7</sup> / <sub>8</sub> "	23 <sup>1</sup> / <sub>2</sub> "	63 <sup>5</sup> / <sub>16</sub> "	Y	RT3WSLH6430BBFL	\$4,715.	\$5,085.
	right hand	29 <sup>7</sup> / <sub>8</sub> "	23 <sup>1</sup> / <sub>2</sub> "	63 <sup>5</sup> / <sub>16</sub> "	Y	RT3WSRH6430BBFL	4,715.	5,085.



64" High tower with two file drawers and door and wardrobe (left hand shown)	left hand	29 <sup>7</sup> / <sub>8</sub> "	23 <sup>1</sup> / <sub>2</sub> "	63 <sup>5</sup> / <sub>16</sub> "	Y	RT3WSLH6430FFL	4,397.	4,741.
	right hand	29 <sup>7</sup> / <sub>8</sub> "	23 <sup>1</sup> / <sub>2</sub> "	63 <sup>5</sup> / <sub>16</sub> "	Y	RT3WSRH6430FFL	4,397.	4,741.



Series 2 Laminate and Veneer Front Storage

#### Order Code

Example:	RT3WSLH5730BBFL-VC 113
<b>RT3</b>	Series 2 Veneer Front
<b>WS</b>	Wardrobe and Single Door
<b>LH</b>	Left Hand Access
<b>57</b>	57" High
<b>30</b>	30" Wide
<b>B</b>	Box Drawer
<b>B</b>	Box Drawer
<b>F</b>	File Drawer
<b>L</b>	Locking
<b>VC</b>	Front Finish Medium Grey
<b>113</b>	Case Finish Dark Grey

#### Specification Information

For non-locking towers, deduct as follows from the list price for each unit: Deduct \$30 for (1) lock unit, \$60 for (2) lock unit, and \$75 for a (3) lock unit. Substitute the "L" suffix with an "N" within the pattern number to designate a non-locking unit, example (RT3WSLH5030BBFN)

"M" drawers consisting of a box drawer body with a file drawer head are available by substituting any two "B" or any one "F" character within the pattern number, example (RT3WSLH5030MFN). Multiple "M" drawers may be specified providing they equal the total modules available.

A 6" drawer, behind a cupboard door is available by adding the numeral 1 to the end of the pattern number, example (RT3WSLH6430BBFL1)

- 15" w Side Access and Display towers include (1) lock.
- Single door towers, double door towers, 24" w and 30" w Side Access and Display towers include (2) locks. (Except full-height doors which include (1) lock)
- Front Access (only) towers with wardrobe include (3) locks. (Except full-height doors with wardrobe which include (2) locks)

**Note:** 6" drawer behind doors are not available within the wardrobe portion of towers. Drawers behind doors are painted black.

**Note: Drawers behind doors list prices are as follows: 1=\$255**

#### Application Notes

Hanging rails and other accessories are not included and must be ordered separately. Hanging rails are included with 24" and 30" wide lateral drawers only. (See *Tower Accessories for pricing and order entry information*)

Half depth adjustable shelves and coat hooks may be ordered separately allowing the cupboard area of the 15", 24" and 30" wide towers to support binders as well as shorter coats. (See *Tower Accessories for pricing and order entry information*)

**Note: Veneer front towers are comprised of a steel case with wood veneer fronts and top.**

#### Critical Dimensions

Dimensions under, **w**, **d** and **h** are actual to the nearest <sup>1</sup>/<sub>16</sub>"

42", 50", 57" and 64" Tower Internal Dimensions

- Box and M drawer height: 4<sup>5</sup>/<sub>16</sub>"
- Box and M drawer width: 12<sup>1</sup>/<sub>16</sub>"
- Box and M drawer depth: 18<sup>3</sup>/<sub>8</sub>"
- File drawer height: 9<sup>1</sup>/<sub>4</sub>"
- File drawer width: 12<sup>1</sup>/<sub>16</sub>"
- File drawer depth: 18<sup>3</sup>/<sub>8</sub>"
- Wide drawer height: 9<sup>7</sup>/<sub>16</sub>"
- Wide drawer width: 20<sup>3</sup>/<sub>4</sub>"
- Wide drawer depth: 22<sup>7</sup>/<sub>8</sub>"

**Note:** All towers are configured from the top down with standard combinations of box and file drawers.

Pull finish is stainless steel.

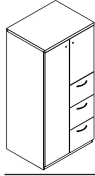
# Storage Towers Veneer Front - Reff S Pull

## 30" Wide Storage Towers

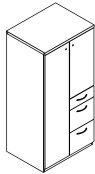
### 64" High

Series 2 Storage

description	type	w	d	h	lock	pattern no.	V1	V2
64" High tower with three file drawers and door and wardrobe (left hand shown)	left hand	29 <sup>7</sup> / <sub>8</sub> "	23 <sup>1</sup> / <sub>2</sub> "	63 <sup>5</sup> / <sub>16</sub> "	Y	<b>RT3WSLH6430FFFL</b>	\$4,758.	\$5,133.
	right hand	29 <sup>7</sup> / <sub>8</sub> "	23 <sup>1</sup> / <sub>2</sub> "	63 <sup>5</sup> / <sub>16</sub> "	Y	<b>RT3WSRH6430FFFL</b>	4,758.	5,133.



64" High tower with one box and two file drawers and door and wardrobe (left hand shown)	left hand	29 <sup>7</sup> / <sub>8</sub> "	23 <sup>1</sup> / <sub>2</sub> "	63 <sup>5</sup> / <sub>16</sub> "	Y	<b>RT3WSLH6430BFFL</b>	4,779.	5,154.
	right hand	29 <sup>7</sup> / <sub>8</sub> "	23 <sup>1</sup> / <sub>2</sub> "	63 <sup>5</sup> / <sub>16</sub> "	Y	<b>RT3WSRH6430BFFL</b>	4,779.	5,154.



#### Order Code

Example:	<b>RT3WSLH5730BBFL-VC 113</b>
<b>RT3</b>	Series 2 Veneer Front
<b>WS</b>	Wardrobe and Single Door
<b>LH</b>	Left Hand Access
<b>57</b>	57" High
<b>30</b>	30" Wide
<b>B</b>	Box Drawer
<b>B</b>	Box Drawer
<b>F</b>	File Drawer
<b>L</b>	Locking
<b>VC</b>	Front Finish Medium Grey
<b>113</b>	Case Finish Dark Grey

#### Specification Information

For non-locking towers, deduct as follows from the list price for each unit: Deduct \$30 for (1) lock unit, \$60 for (2) lock unit, and \$75 for a (3) lock unit. Substitute the "L" suffix with an "N" within the pattern number to designate a non-locking unit, example (RT3WSLH5030BBFN)

"M" drawers consisting of a box drawer body with a file drawer head are available by substituting any two "B" or any one "F" character within the pattern number, example (RT3WSLH5030MFN). Multiple "M" drawers may be specified providing they equal the total modules available.

A 6" drawer, behind a cupboard door is available by adding the numeral 1 to the end of the pattern number, example (RT3WSLH6430BBFL1)

- 15" w Side Access and Display towers include (1) lock.
- Single door towers, double door towers, 24" w and 30" w Side Access and Display towers include (2) locks. (Except full-height doors which include (1) lock)
- Front Access (only) towers with wardrobe include (3) locks. (Except full-height doors with wardrobe which include (2) locks)

**Note:** 6" drawer behind doors are not available within the wardrobe portion of towers. Drawers behind doors are painted black.

**Note: Drawers behind doors list prices are as follows: 1=\$255**

#### Application Notes

Hanging rails and other accessories are not included and must be ordered separately. Hanging rails are included with 24" and 30" wide lateral drawers only. (See *Tower Accessories for pricing and order entry information*)

Half depth adjustable shelves and coat hooks may be ordered separately allowing the cupboard area of the 15", 24" and 30" wide towers to support binders as well as shorter coats. (See *Tower Accessories for pricing and order entry information*)

**Note: Veneer front towers are comprised of a steel case with wood veneer fronts and top.**

#### Critical Dimensions

Dimensions under, **w**, **d** and **h** are actual to the nearest <sup>1</sup>/<sub>16</sub>"

42", 50", 57" and 64" Tower Internal Dimensions

- Box and M drawer height: 4<sup>5</sup>/<sub>16</sub>"
- Box and M drawer width: 12<sup>1</sup>/<sub>16</sub>"
- Box and M drawer depth: 18<sup>3</sup>/<sub>8</sub>"
- File drawer height: 9<sup>1</sup>/<sub>4</sub>"
- File drawer width: 12<sup>1</sup>/<sub>16</sub>"
- File drawer depth: 18<sup>3</sup>/<sub>8</sub>"
- Wide drawer height: 9<sup>7</sup>/<sub>16</sub>"
- Wide drawer width: 20<sup>3</sup>/<sub>4</sub>"
- Wide drawer depth: 22<sup>7</sup>/<sub>8</sub>"

**Note:** All towers are configured from the top down with standard combinations of box and file drawers.

Pull finish is stainless steel.

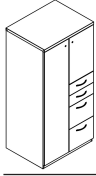
# Storage Towers Veneer Front - Reff S Pull

## 30" Wide Storage Towers

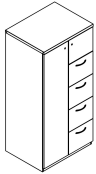
### 64" High

Series 2 Storage

description	type	w	d	h	lock	pattern no.	V1	V2
64" High tower with two box and two file drawers and door and wardrobe (left hand shown)	left hand	29 <sup>7</sup> / <sub>8</sub> "	23 <sup>1</sup> / <sub>2</sub> "	63 <sup>5</sup> / <sub>16</sub> "	Y	<b>RT3WSLH6430BBFFL</b>	\$5,158.	\$5,563.
	right hand	29 <sup>7</sup> / <sub>8</sub> "	23 <sup>1</sup> / <sub>2</sub> "	63 <sup>5</sup> / <sub>16</sub> "	Y	<b>RT3WSRH6430BBFFL</b>	5,158.	5,563.



64" High tower with four file drawers and door and wardrobe (left hand shown)	left hand	29 <sup>7</sup> / <sub>8</sub> "	23 <sup>1</sup> / <sub>2</sub> "	63 <sup>5</sup> / <sub>16</sub> "	Y	<b>RT3WSLH6430FFFFL</b>	5,225.	5,632.
	right hand	29 <sup>7</sup> / <sub>8</sub> "	23 <sup>1</sup> / <sub>2</sub> "	63 <sup>5</sup> / <sub>16</sub> "	Y	<b>RT3WSRH6430FFFFL</b>	5,225.	5,632.



Series 2 Laminate and Veneer Front Storage

#### Order Code

Example:	<b>RT3WSLH5730BBFL-VC 113</b>
<b>RT3</b>	Series 2 Veneer Front
<b>WS</b>	Wardrobe and Single Door
<b>LH</b>	Left Hand Access
<b>57</b>	57" High
<b>30</b>	30" Wide
<b>B</b>	Box Drawer
<b>B</b>	Box Drawer
<b>F</b>	File Drawer
<b>L</b>	Locking
<b>VC</b>	Front Finish Medium Grey
<b>113</b>	Case Finish Dark Grey

#### Specification Information

For non-locking towers, deduct as follows from the list price for each unit: Deduct \$30 for (1) lock unit, \$60 for (2) lock unit, and \$75 for a (3) lock unit. Substitute the "L" suffix with an "N" within the pattern number to designate a non-locking unit, example (RT3WSLH5030BBFN)

"M" drawers consisting of a box drawer body with a file drawer head are available by substituting any two "B" or any one "F" character within the pattern number, example (RT3WSLH5030MFN). Multiple "M" drawers may be specified providing they equal the total modules available.

A 6" drawer, behind a cupboard door is available by adding the numeral 1 to the end of the pattern number, example (RT3WSLH6430BBFL1)

- 15" w Side Access and Display towers include (1) lock.
- Single door towers, double door towers, 24" w and 30" w Side Access and Display towers include (2) locks. (Except full-height doors which include (1) lock)
- Front Access (only) towers with wardrobe include (3) locks. (Except full-height doors with wardrobe which include (2) locks)

**Note:** 6" drawer behind doors are not available within the wardrobe portion of towers. Drawers behind doors are painted black.

**Note: Drawers behind doors list prices are as follows: 1=\$255**

#### Application Notes

Hanging rails and other accessories are not included and must be ordered separately. Hanging rails are included with 24" and 30" wide lateral drawers only. (See *Tower Accessories for pricing and order entry information*)

Half depth adjustable shelves and coat hooks may be ordered separately allowing the cupboard area of the 15", 24" and 30" wide towers to support binders as well as shorter coats. (See *Tower Accessories for pricing and order entry information*)

**Note: Veneer front towers are comprised of a steel case with wood veneer fronts and top.**

#### Critical Dimensions

Dimensions under, **w**, **d** and **h** are actual to the nearest <sup>1</sup>/<sub>16</sub>"

42", 50", 57" and 64" Tower Internal Dimensions

- Box and M drawer height: 4<sup>5</sup>/<sub>16</sub>"
- Box and M drawer width: 12<sup>1</sup>/<sub>16</sub>"
- Box and M drawer depth: 18<sup>3</sup>/<sub>8</sub>"
- File drawer height: 9<sup>1</sup>/<sub>4</sub>"
- File drawer width: 12<sup>1</sup>/<sub>16</sub>"
- File drawer depth: 18<sup>3</sup>/<sub>8</sub>"
- Wide drawer height: 9<sup>7</sup>/<sub>16</sub>"
- Wide drawer width: 20<sup>3</sup>/<sub>4</sub>"
- Wide drawer depth: 22<sup>7</sup>/<sub>8</sub>"

**Note:** All towers are configured from the top down with standard combinations of box and file drawers.

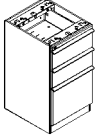
Pull finish is stainless steel.

# Pedestals Morrison Front

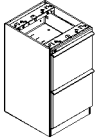
## Floorstanding Pedestals

Series 2 Storage

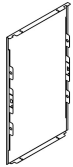
description	w	d	h	lock	pattern no.	P1	P2	P3
Floorstanding Pedestal with two box and one file drawer with lock	14 <sup>7</sup> / <sub>8</sub> "	17 <sup>1</sup> / <sub>4</sub> "	26 <sup>7</sup> / <sub>8</sub> "	Y	<b>MS2PFL18A</b>	\$1,099.	\$1,154.	\$1,213.
	14 <sup>7</sup> / <sub>8</sub> "	23 <sup>1</sup> / <sub>4</sub> "	26 <sup>7</sup> / <sub>8</sub> "	Y	<b>MS2PFL24A</b>	1,099.	1,152.	1,212.
	14 <sup>7</sup> / <sub>8</sub> "	29 <sup>1</sup> / <sub>4</sub> "	26 <sup>7</sup> / <sub>8</sub> "	Y	<b>MS2PFL30A</b>	1,370.	1,440.	1,514.



Floorstanding Pedestal with two file drawers with lock	14 <sup>7</sup> / <sub>8</sub> "	17 <sup>1</sup> / <sub>4</sub> "	26 <sup>7</sup> / <sub>8</sub> "	Y	<b>MS2PFL18B</b>	977.	1,026.	1,073.
	14 <sup>7</sup> / <sub>8</sub> "	23 <sup>1</sup> / <sub>4</sub> "	26 <sup>7</sup> / <sub>8</sub> "	Y	<b>MS2PFL24B</b>	977.	1,026.	1,073.
	14 <sup>7</sup> / <sub>8</sub> "	29 <sup>1</sup> / <sub>4</sub> "	26 <sup>7</sup> / <sub>8</sub> "	Y	<b>MS2PFL30B</b>	1,236.	1,302.	1,366.



Series 2 Floorstanding Pedestal Case Back	14 <sup>7</sup> / <sub>8</sub> "	N/A	26 <sup>7</sup> / <sub>8</sub> "	N/A	<b>DS2XPB</b>	96.	109.	112.
-------------------------------------------	----------------------------------	-----	----------------------------------	-----	---------------	-----	------	------



### Order Code

Example:	<b>MS2PFL24A- NJ</b>
<b>MT2</b>	Series 2 Morrison Front
<b>PF</b>	Pedestal Floorstanding
<b>L</b>	Locking
<b>24</b>	Depth
<b>A</b>	Box/Box/File
<b>NJ</b>	Med Grey paint finish

### Specification Information

Deduct \$20 from the list price for non-locking units. Substitute the "L" with a "N" within the pattern number to designate a non-locking unit, example (MS2PFN18A).

**Note:** 24" deep floorstanding pedestals do not include a back panel. Back panels must be ordered separately. 18" and 30" floorstanding pedestals have a back standard.

Add an "F" to the end of the pattern number to receive full extension slides on all box drawers. Upcharge is \$25 list per pedestal.

### Application Notes

Hanging rails and other accessories are not included and must be ordered separately. (See *pedestal accessories page (298), for pricing and ordering information* )

### Critical Dimensions

Dimensions under, **w**, **d** and **h** are actual to the nearest <sup>1</sup>/<sub>16</sub>"

24" Deep Floorstanding Pedestal Internal Drawer Dimensions

- Box drawer height: 4<sup>5</sup>/<sub>16</sub>"
- Box drawer width: 12<sup>1</sup>/<sub>16</sub>"
- Box drawer depth: 18<sup>3</sup>/<sub>8</sub>"
- File drawer height: 9<sup>1</sup>/<sub>4</sub>"
- File drawer width: 12<sup>1</sup>/<sub>16</sub>"
- File drawer depth: 18<sup>3</sup>/<sub>8</sub>"

# Pedestals Morrison Front

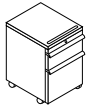
## Mobile Pedestals

Series 2 Storage

description	w	d	h	lock	pattern no.	P1	P2	P3
Mobile Pedestal with two box and one file drawer	14 <sup>7</sup> / <sub>8</sub> "	16 <sup>3</sup> / <sub>4</sub> "	26 <sup>3</sup> / <sub>8</sub> "	Y	<b>MS2PML18A</b>	\$1,848.	\$1,939.	\$2,033.
	14 <sup>7</sup> / <sub>8</sub> "	22 <sup>3</sup> / <sub>4</sub> "	26 <sup>3</sup> / <sub>8</sub> "	Y	<b>MS2PML24A</b>	1,694.	1,781.	1,867.



Mobile Pedestal with one box and one file drawer	14 <sup>7</sup> / <sub>8</sub> "	16 <sup>3</sup> / <sub>4</sub> "	20 <sup>5</sup> / <sub>8</sub> "	Y	<b>MS2PML18F</b>	1,290.	1,353.	1,417.
	14 <sup>7</sup> / <sub>8</sub> "	22 <sup>3</sup> / <sub>4</sub> "	20 <sup>5</sup> / <sub>8</sub> "	Y	<b>MS2PML24F</b>	1,393.	1,455.	1,525.



Mobile Pedestal with two file drawers	14 <sup>7</sup> / <sub>8</sub> "	16 <sup>3</sup> / <sub>4</sub> "	26 <sup>3</sup> / <sub>8</sub> "	Y	<b>MS2PML18B</b>	1,580.	1,660.	1,740.
	14 <sup>7</sup> / <sub>8</sub> "	22 <sup>3</sup> / <sub>4</sub> "	26 <sup>3</sup> / <sub>8</sub> "	Y	<b>MS2PML24B</b>	1,608.	1,689.	1,772.



Series 2 Morrison Front Storage

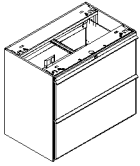
Order Code	Specification Information	Application Notes	Critical Dimensions
Example: <b>MS2PML24A-NJ</b>			
<b>MT2</b> Series 2 Morrison Front	Add \$55 list for Mobile Handle.	Hanging rails and other accessories are not included and must be ordered separately. (See <i>pedestal accessories page (298)</i> , for pricing and ordering information)	Dimensions under, <b>w</b> , <b>d</b> and <b>h</b> are actual to the nearest 1/16"
<b>PM</b> Pedestal Mobile	Add a " <b>P</b> " between the " <b>L</b> " lock code and the case size to designate the handle option, <i>example</i> (MS2PMLP24A)		
<b>L</b> Locking			24" Deep Mobile Pedestal Internal Drawer Dimensions
<b>24</b> Depth	Deduct \$35 list for units without a top. Add an " <b>O</b> " in place of the " <b>M</b> " in the pattern number to designate the no-top option, <i>example</i> (MS2POL18A)		<ul style="list-style-type: none"> <li>• Box height: 4<sup>5</sup>/<sub>16</sub>"</li> <li>• Box width: 12<sup>1</sup>/<sub>16</sub>"</li> <li>• Box depth: 18<sup>3</sup>/<sub>8</sub>"</li> <li>• File height: 9<sup>1</sup>/<sub>4</sub>"</li> <li>• File width: 12<sup>1</sup>/<sub>16</sub>"</li> <li>• File depth: 18<sup>3</sup>/<sub>8</sub>"</li> </ul>
<b>A</b> Box/Box/File			
<b>NJ</b> Med Grey paint finish	Add an " <b>F</b> " to the end of the pattern number to receive full extension slides on all box drawers. Upcharge is \$25 list per pedestal.		

# Pedestals Morrison Front

## Double Wide Pedestals

Series 2 Storage

description	w	d	h	lock	pattern no.	P1	P2	P3
Doublewide Pedestal with two file drawers	30"	18 <sup>3</sup> / <sub>4</sub> "	26 <sup>7</sup> / <sub>8</sub> "	Y	<b>MS2DW30L</b>	\$1,470.	\$1,547.	\$1,620.
	36"	18 <sup>3</sup> / <sub>4</sub> "	26 <sup>7</sup> / <sub>8</sub> "	Y	<b>MS2DW36L</b>	1,860.	1,959.	2,056.



### Order Code

Example:	<b>MS2DW30L-NJ</b>
<b>MS2</b>	Series 2 Morrison Front
<b>DW</b>	Doublewide Pedestal
<b>30</b>	30" wide
<b>L</b>	Locking
<b>NJ</b>	Med Grey paint finish

### Specification Information

Deduct \$20 from the list price for non-locking units. Substitute the "L" suffix with a "N" within the pattern number to designate a non-locking unit, *example* (MS2DW36N).

Doublewide pedestals include hanging file bars for letter and legal front-to-back and side-to-side filing.

### Application Notes

Doublewide pedestals are not intended for freestanding use and must be secured beneath a supported worksurface. (*See Calibre lateral files price list for two drawer files that can be used for freestanding applications*)

### Critical Dimensions

Dimensions under, **w**, **d** and **h** are actual to the nearest <sup>1</sup>/<sub>16</sub>"

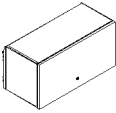
Doublewide Pedestal Internal Drawer Dimensions

- Lateral drawer height: 9<sup>3</sup>/<sub>4</sub>"
- Lateral drawer width: 26<sup>3</sup>/<sub>4</sub>" and 32<sup>3</sup>/<sub>4</sub>"
- Lateral drawer depth: 15<sup>3</sup>/<sub>4</sub>"

# Overhead Storage Steel Front with Morrison Mounting Brackets

## Panel Mount Overhead Storage

Series 2 Storage

description	w	d	h	lock	pattern no.	P1	P2	P3
 Panel mount overhead cabinet with lock	29 <sup>7</sup> / <sub>8</sub> "	14 <sup>1</sup> / <sub>8</sub> "	15"	Y	<b>MS2PM30L</b>	\$611.	\$642.	\$674.
	35 <sup>7</sup> / <sub>8</sub> "	14 <sup>1</sup> / <sub>8</sub> "	15"	Y	<b>MS2PM36L</b>	669.	705.	741.
	41 <sup>7</sup> / <sub>8</sub> "	14 <sup>1</sup> / <sub>8</sub> "	15"	Y	<b>MS2PM42L</b>	730.	766.	805.
	47 <sup>7</sup> / <sub>8</sub> "	14 <sup>1</sup> / <sub>8</sub> "	15"	Y	<b>MS2PM48L</b>	794.	839.	880.
	53 <sup>7</sup> / <sub>8</sub> "	14 <sup>1</sup> / <sub>8</sub> "	15"	Y	<b>MS2PM54L</b>	946.	994.	1,046.
	59 <sup>7</sup> / <sub>8</sub> "	14 <sup>1</sup> / <sub>8</sub> "	15"	Y	<b>MS2PM60L</b>	946.	994.	1,046.
	65 <sup>7</sup> / <sub>8</sub> "	14 <sup>1</sup> / <sub>8</sub> "	15"	Y	<b>MS2PM66L</b>	1,084.	1,137.	1,191.
	71 <sup>7</sup> / <sub>8</sub> "	14 <sup>1</sup> / <sub>8</sub> "	15"	Y	<b>MS2PM72L</b>	1,084.	1,137.	1,191.

Series 2 Morrison Front Storage

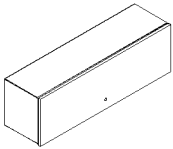
Order Code	Specification Information	Application Notes	Critical Dimensions
Example: <b>MSPM30L-NJ</b> <b>MS2</b> Series 2 Morrison Front <b>PM</b> Panel Mount Overhead <b>30</b> 30" wide <b>L</b> Locking <b>NJ</b> Med Grey paint finish	Deduct \$20 from the list price for non-locking units. Substitute the "L" suffix with a "N" within the pattern number to designate a non-locking unit, <i>example</i> (MS2PM30N). Units with two doors, deduct \$40 from the list.  24" through 48" wide units have a single door. 54" through 66" wide units have off-set double doors. 72" wide units have two doors. Units with two doors have two locks.	Touchdown kits are intended for use with steel door fronts only. (See S2 overhead accessories for Touch-down kits for overheads)  Add \$163 list for Touch Down mechanism. Touch Down requires adding an "E" to the pattern number as indicated MS2PM30EL. For units with two doors add \$327 to the list.	Dimensions under, <b>w</b> , <b>d</b> and <b>h</b> are actual to the nearest <sup>1</sup> / <sub>16</sub> "



# Overhead Storage Steel Front with Morrison Mounting Brackets

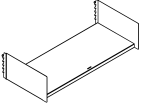
Series 2 Storage

## Up-Mount Overhead Storage

description	w	d	h	lock	pattern no.	P1	P2	P3
 Up-mount overhead cabinet with back and lock	29 <sup>7</sup> / <sub>8</sub> "	14 <sup>1</sup> / <sub>8</sub> "	15"	Y	<b>MS2UM30L</b>	\$939.	\$987.	\$1,033.
	35 <sup>7</sup> / <sub>8</sub> "	14 <sup>1</sup> / <sub>8</sub> "	15"	Y	<b>MS2UM36L</b>	971.	1,022.	1,069.
	41 <sup>7</sup> / <sub>8</sub> "	14 <sup>1</sup> / <sub>8</sub> "	15"	Y	<b>MS2UM42L</b>	1,000.	1,049.	1,098.
	47 <sup>7</sup> / <sub>8</sub> "	14 <sup>1</sup> / <sub>8</sub> "	15"	Y	<b>MS2UM48L</b>	1,016.	1,063.	1,118.
	53 <sup>7</sup> / <sub>8</sub> "	14 <sup>1</sup> / <sub>8</sub> "	15"	Y	<b>MS2UM54L</b>	1,366.	1,434.	1,506.
	59 <sup>7</sup> / <sub>8</sub> "	14 <sup>1</sup> / <sub>8</sub> "	15"	Y	<b>MS2UM60L</b>	1,366.	1,434.	1,506.
	65 <sup>7</sup> / <sub>8</sub> "	14 <sup>1</sup> / <sub>8</sub> "	15"	Y	<b>MS2UM66L</b>	1,426.	1,497.	1,573.
	71 <sup>7</sup> / <sub>8</sub> "	14 <sup>1</sup> / <sub>8</sub> "	15"	Y	<b>MS2UM72L</b>	1,426.	1,497.	1,573.
Series 2 Morrison Front Up-mount Overhead Bracket (Morrison)	12 <sup>3</sup> / <sub>16</sub> "	<sup>7</sup> / <sub>8</sub> "	<sup>113</sup> / <sub>4</sub> "		<b>MB1U18</b>	213.	222.	238.



Order Code	Specification Information	Application Notes	Critical Dimensions
Example: <b>MS2UM30L-NJ</b> <b>MS2</b> Series 2 Morrison Front <b>UM</b> Up-mount overhead <b>30</b> 30" wide <b>L</b> Locking <b>NJ</b> Med Grey paint finish	Deduct \$20 from the list price for non-locking units. Substitute the "L" suffix with a "N" within the pattern number to designate a non-locking unit, <i>example</i> (MS2UM30N). Units with two doors, deduct \$40 from the list.  24" through 48" wide units have a single door. 54" through 66" wide units have off-set double doors. 72" wide units have two doors. Units with two doors have two locks.  Up-mount brackets are required and must be ordered separately.	Touchdown kits are intended for use with steel door fronts only. ( <i>See S2 overhead accessories for Touch-down kits for overheads</i> )  Add \$162 list for Touch Down mechanism. Touch Down requires adding an "E" to the pattern number as indicated MS2UM30EL. For units with two doors add \$325 to the list.	Dimensions under, <b>w</b> , <b>d</b> and <b>h</b> are actual to the nearest <sup>1</sup> / <sub>16</sub> ".

description	w	d	h	pattern no.	P1	P2	P3
Overhead Book Shelf 	23 7/8"	14 1/8"	8"	<b>MS2BS24</b>	\$211.	\$211.	\$222.
	29 7/8"	14 1/8"	8"	<b>MS2BS30</b>	219.	219.	234.
	35 7/8"	14 1/8"	8"	<b>MS2BS36</b>	231.	231.	241.
	41 7/8"	14 1/8"	8"	<b>MS2BS42</b>	231.	231.	241.
	47 7/8"	14 1/8"	8"	<b>MS2BS48</b>	239.	239.	249.
	53 7/8"	14 1/8"	8"	<b>MS2BS54</b>	281.	281.	296.
	59 7/8"	14 1/8"	8"	<b>MS2BS60</b>	281.	281.	296.
	65 7/8"	14 1/8"	8"	<b>MS2BS66</b>	290.	290.	304.
	71 7/8"	14 1/8"	8"	<b>MS2BS72</b>	290.	290.	304.

Order Code	Specification Information	Application Notes	Critical Dimensions
Example: <b>MS2BS30-NJ</b>			Dimensions under, <b>w</b> , <b>d</b> and <b>h</b> are actual to the nearest 1/16".
<b>MS2</b>	Series 2 Morrison Front		
<b>BS</b>	Book Shelf		
<b>24</b>	24" wide		
<b>NJ</b>	Med Grey paint finish		

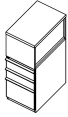
# Storage Towers Morrison Front

## 15" Wide Storage Towers

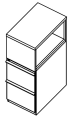
### 42" High

Series 2 Storage

description	type	w	d	h	lock	pattern no.	P1	P2	P3
42" High Side Access Bookcase tower with two box and one file drawer (right hand shown)	left hand	14 <sup>7</sup> / <sub>8</sub> "	23 <sup>1</sup> / <sub>2</sub> "	41 <sup>5</sup> / <sub>16</sub> "	Y	<b>MT3SBLH4215BBFL</b>	\$2,215.	\$2,330.	\$2,448.
	right hand	14 <sup>7</sup> / <sub>8</sub> "	23 <sup>1</sup> / <sub>2</sub> "	41 <sup>5</sup> / <sub>16</sub> "	Y	<b>MT3SBRH4215BBFL</b>	2,215.	2,330.	2,448.



42" High Side Access Bookcase tower with two file drawers (right hand shown)	left hand	14 <sup>7</sup> / <sub>8</sub> "	23 <sup>1</sup> / <sub>2</sub> "	41 <sup>5</sup> / <sub>16</sub> "	Y	<b>MT3SBLH4215FFL</b>	2,118.	2,220.	2,334.
	right hand	14 <sup>7</sup> / <sub>8</sub> "	23 <sup>1</sup> / <sub>2</sub> "	41 <sup>5</sup> / <sub>16</sub> "	Y	<b>MT3SBRH4215FFL</b>	2,118.	2,220.	2,334.



#### Order Code

Example: **MT3SBLH5715BBFL-NJ**

<b>MT3</b>	Series 2 Morrison Front
<b>SB</b>	Side Access Bookcase
<b>LH</b>	Left Hand Access
<b>57</b>	57" High
<b>15</b>	15" Wide
<b>B</b>	Box Drawer
<b>B</b>	Box Drawer
<b>F</b>	File Drawer
<b>L</b>	Locking
<b>NJ</b>	Medium Grey paint finish

#### Specification Information

For non-locking towers, deduct as follows from the list price for each unit: Deduct \$30 for (1) lock unit, \$60 for (2) lock unit, and \$75 for a (3) lock unit. Substitute the "L" suffix with an "N" within the pattern number to designate a non-locking unit, example (MT3SLH6415BBFN)

"M" drawers consisting of a box drawer body with a file drawer head are available by substituting any two "B" or any one "F" character within the pattern number, example (MT3SLH6415MFN). Multiple "M" drawers may be specified providing they equal the total modules available.

A 6" drawer, behind a cupboard door is available by adding the numeral 1 to the end of the pattern number, example (MT3SLH6415BBFL1)

**Note:** 6" drawer behind doors are not available within the wardrobe portion of towers. Drawers behind doors are painted black.

**Note: Drawer behind doors list pricing is as follows: 1=\$255**

#### Application Notes

Hanging rails and other accessories are not included and must be ordered separately. Hanging rails are included with 24" and 30" wide lateral drawers only. (See *Tower Accessories for pricing and order entry information*)

Half depth adjustable shelves and coat hooks may be ordered separately allowing the cupboard area of the 15", 24" and 30" wide towers to support binders as well as shorter coats. (See *Tower Accessories for pricing and order entry information*)

- 15" w Side Access and Display towers include (1) lock.
- Single door towers, double door towers, 24" w and 30" w Side Access and Display towers include (2) locks. (Except full-height doors which include (1) lock)
- Front Access (only) towers with wardrobe include (3) locks. (Except full-height doors with wardrobe which include (2) locks)

#### Critical Dimensions

Dimensions under, **w**, **d** and **h** are actual to the nearest <sup>1</sup>/<sub>16</sub>"

42", 50", 57" and 64" Tower Internal Dimensions

- Box and M drawer height: 4<sup>5</sup>/<sub>16</sub>"
- Box and M drawer width: 12<sup>1</sup>/<sub>16</sub>"
- Box and M drawer depth: 18<sup>3</sup>/<sub>8</sub>"
- File drawer height: 9<sup>1</sup>/<sub>4</sub>"
- File drawer width: 12<sup>1</sup>/<sub>16</sub>"
- File drawer depth: 18<sup>3</sup>/<sub>8</sub>"

**Note:** All towers are configured from the top down with standard combinations of box and file drawers.

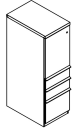
# Storage Towers Morrison Front

## 15" Wide Storage Towers

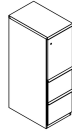
### 50" High

Series 2 Storage

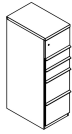
description	type	w	d	h	lock	pattern no.	P1	P2	P3
50" High Single Door tower with two box and one file drawer (left hand shown)	left hand	14 <sup>7</sup> / <sub>8</sub> "	23 <sup>1</sup> / <sub>2</sub> "	48 <sup>5</sup> / <sub>16</sub> "	Y	<b>MT3SLH5015BBFL</b>	\$2,599.	\$2,728.	\$2,867.
	right hand	14 <sup>7</sup> / <sub>8</sub> "	23 <sup>1</sup> / <sub>2</sub> "	48 <sup>5</sup> / <sub>16</sub> "	Y	<b>MT3SRH5015BBFL</b>	2,599.	2,728.	2,867.



50" High Single Door tower with two file drawers (right hand shown)	left hand	14 <sup>7</sup> / <sub>8</sub> "	23 <sup>1</sup> / <sub>2</sub> "	48 <sup>5</sup> / <sub>16</sub> "	Y	<b>MT3SLH5015FFL</b>	2,342.	2,459.	2,584.
	right hand	14 <sup>7</sup> / <sub>8</sub> "	23 <sup>1</sup> / <sub>2</sub> "	48 <sup>5</sup> / <sub>16</sub> "	Y	<b>MT3SRH5015FFL</b>	2,342.	2,459.	2,584.



50" High Single Door tower with two box and two file drawers (right hand shown)	left hand	14 <sup>7</sup> / <sub>8</sub> "	23 <sup>1</sup> / <sub>2</sub> "	48 <sup>5</sup> / <sub>16</sub> "	Y	<b>MT3SLH5015BBFFL</b>	2,844.	2,990.	3,137.
	right hand	14 <sup>7</sup> / <sub>8</sub> "	23 <sup>1</sup> / <sub>2</sub> "	48 <sup>5</sup> / <sub>16</sub> "	Y	<b>MT3SRH5015BBFFL</b>	2,844.	2,990.	3,137.



Series 2 Morrison Front Storage

#### Order Code

Example:	<b>MT3SBLH5715BBFL-NJ</b>
<b>MT3</b>	Series 2 Morrison Front
<b>SB</b>	Side Access Bookcase
<b>LH</b>	Left Hand Access
<b>57</b>	57" High
<b>15</b>	15" Wide
<b>B</b>	Box Drawer
<b>B</b>	Box Drawer
<b>F</b>	File Drawer
<b>L</b>	Locking
<b>NJ</b>	Medium Grey paint finish

#### Specification Information

For non-locking towers, deduct as follows from the list price for each unit: Deduct \$30 for (1) lock unit, \$60 for (2) lock unit, and \$75 for a (3) lock unit. Substitute the "L" suffix with an "N" within the pattern number to designate a non-locking unit, example (MT3SLH6415BBFN)

"M" drawers consisting of a box drawer body with a file drawer head are available by substituting any two "B" or any one "F" character within the pattern number, example (MT3SLH6415MFN). Multiple "M" drawers may be specified providing they equal the total modules available.

A 6" drawer, behind a cupboard door is available by adding the numeral 1 to the end of the pattern number, example (MT3SLH6415BBFL1)

**Note:** 6" drawer behind doors are not available within the wardrobe portion of towers. Drawers behind doors are painted black.

**Note: Drawer behind doors list pricing is as follows: 1=\$255**

#### Application Notes

Hanging rails and other accessories are not included and must be ordered separately. Hanging rails are included with 24" and 30" wide lateral drawers only. (See *Tower Accessories for pricing and order entry information*)

Half depth adjustable shelves and coat hooks may be ordered separately allowing the cupboard area of the 15", 24" and 30" wide towers to support binders as well as shorter coats. (See *Tower Accessories for pricing and order entry information*)

- 15" w Side Access and Display towers include (1) lock.
- Single door towers, double door towers, 24" w and 30" w Side Access and Display towers include (2) locks. (Except full-height doors which include (1) lock)
- Front Access (only) towers with wardrobe include (3) locks. (Except full-height doors with wardrobe which include (2) locks)

#### Critical Dimensions

Dimensions under, **w**, **d** and **h** are actual to the nearest <sup>1</sup>/<sub>16</sub>"

42", 50", 57" and 64" Tower Internal Dimensions

- Box and M drawer height: 4<sup>5</sup>/<sub>16</sub>"
- Box and M drawer width: 12<sup>1</sup>/<sub>16</sub>"
- Box and M drawer depth: 18<sup>3</sup>/<sub>8</sub>"
- File drawer height: 9<sup>1</sup>/<sub>4</sub>"
- File drawer width: 12<sup>1</sup>/<sub>16</sub>"
- File drawer depth: 18<sup>3</sup>/<sub>8</sub>"

**Note:** All towers are configured from the top down with standard combinations of box and file drawers.

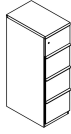
# Storage Towers Morrison Front

## 15" Wide Storage Towers

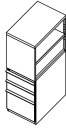
### 50" High

Series 2 Storage

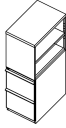
description	type	w	d	h	lock	pattern no.	P1	P2	P3
50" High Single Door tower with three file drawers (right hand shown)	left hand	14 <sup>7</sup> / <sub>8</sub> "	23 <sup>1</sup> / <sub>2</sub> "	48 <sup>3</sup> / <sub>16</sub> "	Y	<b>MT3SLH5015FFFL</b>	\$2,629.	\$2,759.	\$2,900.
	right hand	14 <sup>7</sup> / <sub>8</sub> "	23 <sup>1</sup> / <sub>2</sub> "	48 <sup>3</sup> / <sub>16</sub> "	Y	<b>MT3SRH5015FFFL</b>	2,629.	2,759.	2,900.



50" High Side Access Bookcase tower with two box and one file drawer (right hand shown)	left hand	14 <sup>7</sup> / <sub>8</sub> "	23 <sup>1</sup> / <sub>2</sub> "	48 <sup>3</sup> / <sub>16</sub> "	Y	<b>MT3SBLH5015BBFL</b>	2,336.	2,453.	2,577.
	right hand	14 <sup>7</sup> / <sub>8</sub> "	23 <sup>1</sup> / <sub>2</sub> "	48 <sup>3</sup> / <sub>16</sub> "	Y	<b>MT3SBRH5015BBFL</b>	2,336.	2,453.	2,577.



50" High Side Access Bookcase tower with two file drawers (right hand shown)	left hand	14 <sup>7</sup> / <sub>8</sub> "	23 <sup>1</sup> / <sub>2</sub> "	48 <sup>3</sup> / <sub>16</sub> "	Y	<b>MT3SBLH5015FFL</b>	2,215.	2,330.	2,448.
	right hand	14 <sup>7</sup> / <sub>8</sub> "	23 <sup>1</sup> / <sub>2</sub> "	48 <sup>3</sup> / <sub>16</sub> "	Y	<b>MT3SBRH5015FFL</b>	2,215.	2,330.	2,448.



#### Order Code

Example:	<b>MT3SBLH5715BBFL-NJ</b>
<b>MT3</b>	Series 2 Morrison Front
<b>SB</b>	Side Access Bookcase
<b>LH</b>	Left Hand Access
<b>57</b>	57" High
<b>15</b>	15" Wide
<b>B</b>	Box Drawer
<b>B</b>	Box Drawer
<b>F</b>	File Drawer
<b>L</b>	Locking
<b>NJ</b>	Medium Grey paint finish

#### Specification Information

For non-locking towers, deduct as follows from the list price for each unit: Deduct \$30 for (1) lock unit, \$60 for (2) lock unit, and \$75 for a (3) lock unit. Substitute the "L" suffix with an "N" within the pattern number to designate a non-locking unit, example (MT3SLH6415BBFN)

"M" drawers consisting of a box drawer body with a file drawer head are available by substituting any two "B" or any one "F" character within the pattern number, example (MT3SLH6415MFN). Multiple "M" drawers may be specified providing they equal the total modules available.

A 6" drawer, behind a cupboard door is available by adding the numeral 1 to the end of the pattern number, example (MT3SLH6415BBFL1)

**Note:** 6" drawer behind doors are not available within the wardrobe portion of towers. Drawers behind doors are painted black.

**Note: Drawer behind doors list pricing is as follows: 1=\$255**

#### Application Notes

Hanging rails and other accessories are not included and must be ordered separately. Hanging rails are included with 24" and 30" wide lateral drawers only. (See *Tower Accessories for pricing and order entry information*)

Half depth adjustable shelves and coat hooks may be ordered separately allowing the cupboard area of the 15", 24" and 30" wide towers to support binders as well as shorter coats. (See *Tower Accessories for pricing and order entry information*)

- 15" w Side Access and Display towers include (1) lock.
- Single door towers, double door towers, 24" w and 30" w Side Access and Display towers include (2) locks. (Except full-height doors which include (1) lock)
- Front Access (only) towers with wardrobe include (3) locks. (Except full-height doors with wardrobe which include (2) locks)

#### Critical Dimensions

Dimensions under, **w**, **d** and **h** are actual to the nearest <sup>1</sup>/<sub>16</sub>"

42", 50", 57" and 64" Tower Internal Dimensions

- Box and M drawer height: 4<sup>5</sup>/<sub>16</sub>"
- Box and M drawer width: 12<sup>1</sup>/<sub>16</sub>"
- Box and M drawer depth: 18<sup>3</sup>/<sub>8</sub>"
- File drawer height: 9<sup>1</sup>/<sub>4</sub>"
- File drawer width: 12<sup>1</sup>/<sub>16</sub>"
- File drawer depth: 18<sup>3</sup>/<sub>8</sub>"

**Note:** All towers are configured from the top down with standard combinations of box and file drawers.

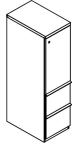
# Storage Towers Morrison Front

## 15" Wide Storage Towers

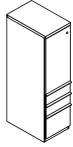
### 57" High

Series 2 Storage

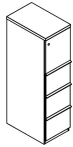
description	type	w	d	h	lock	pattern no.	P1	P2	P3
57" High Single Door tower with two file drawers (right hand shown)	left hand	14 <sup>7</sup> / <sub>8</sub> "	23 <sup>1</sup> / <sub>2</sub> "	56 <sup>3</sup> / <sub>16</sub> "	Y	MT3SLH5715FFFL	\$2,404.	\$2,764.	\$2,883.
	right hand	14 <sup>7</sup> / <sub>8</sub> "	23 <sup>1</sup> / <sub>2</sub> "	56 <sup>3</sup> / <sub>16</sub> "	Y	MT3SRH5715FFFL	2,404.	2,764.	2,883.



57" High Single Door tower with two box and one file drawer (left hand shown)	left hand	14 <sup>7</sup> / <sub>8</sub> "	23 <sup>1</sup> / <sub>2</sub> "	56 <sup>3</sup> / <sub>16</sub> "	Y	MT3SLH5715BBFL	2,659.	3,058.	3,188.
	right hand	14 <sup>7</sup> / <sub>8</sub> "	23 <sup>1</sup> / <sub>2</sub> "	56 <sup>3</sup> / <sub>16</sub> "	Y	MT3SRH5715BBFL	2,659.	3,058.	3,188.



57" High Single Door tower with three file drawers (right hand shown)	left hand	14 <sup>7</sup> / <sub>8</sub> "	23 <sup>1</sup> / <sub>2</sub> "	57 <sup>3</sup> / <sub>16</sub> "	Y	MT3SLH5715FFFLL	2,690.	3,089.	3,223.
	right hand	14 <sup>7</sup> / <sub>8</sub> "	23 <sup>1</sup> / <sub>2</sub> "	57 <sup>3</sup> / <sub>16</sub> "	Y	MT3SRH5715FFFLL	2,690.	3,089.	3,223.



Series 2 Morrison Front Storage

#### Order Code

Example:	MT3SBLH5715BBFL-NJ
<b>MT3</b>	Series 2 Morrison Front
<b>SB</b>	Side Access Bookcase
<b>LH</b>	Left Hand Access
<b>57</b>	57" High
<b>15</b>	15" Wide
<b>B</b>	Box Drawer
<b>B</b>	Box Drawer
<b>F</b>	File Drawer
<b>L</b>	Locking
<b>NJ</b>	Medium Grey paint finish

#### Specification Information

For non-locking towers, deduct as follows from the list price for each unit: Deduct \$30 for (1) lock unit, \$60 for (2) lock unit, and \$75 for a (3) lock unit. Substitute the "L" suffix with an "N" within the pattern number to designate a non-locking unit, example (MT3SLH6415BBFN)

#### Application Notes

Hanging rails and other accessories are not included and must be ordered separately. Hanging rails are included with 24" and 30" wide lateral drawers only. (See *Tower Accessories for pricing and order entry information*)

Half depth adjustable shelves and coat hooks may be ordered separately allowing the cupboard area of the 15", 24" and 30" wide towers to support binders as well as shorter coats. (See *Tower Accessories for pricing and order entry information*)

- 15" w Side Access and Display towers include (1) lock.
- Single door towers, double door towers, 24" w and 30" w Side Access and Display towers include (2) locks. (Except full-height doors which include (1) lock)
- Front Access (only) towers with wardrobe include (3) locks. (Except full-height doors with wardrobe which include (2) locks)

#### Critical Dimensions

Dimensions under, **w**, **d** and **h** are actual to the nearest <sup>1</sup>/<sub>16</sub>"

42", 50", 57" and 64" Tower Internal Dimensions

- Box and M drawer height: 4<sup>5</sup>/<sub>16</sub>"
- Box and M drawer width: 12<sup>1</sup>/<sub>16</sub>"
- Box and M drawer depth: 18<sup>3</sup>/<sub>8</sub>"
- File drawer height: 9<sup>1</sup>/<sub>4</sub>"
- File drawer width: 12<sup>1</sup>/<sub>16</sub>"
- File drawer depth: 18<sup>3</sup>/<sub>8</sub>"

**Note:** All towers are configured from the top down with standard combinations of box and file drawers.

"M" drawers consisting of a box drawer body with a file drawer head are available by substituting any two "B" or any one "F" character within the pattern number, example (MT3SLH6415MFN). Multiple "M" drawers may be specified providing they equal the total modules available.

A 6" drawer, behind a cupboard door is available by adding the numeral 1 to the end of the pattern number, example (MT3SLH6415BBFL1)

**Note:** 6" drawer behind doors are not available within the wardrobe portion of towers. Drawers behind doors are painted black.

**Note: Drawer behind doors list pricing is as follows: 1=\$255**

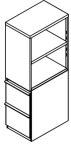
# Storage Towers Morrison Front

## 15" Wide Storage Towers

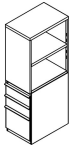
### 57" High

Series 2 Storage

description	type	w	d	h	lock	pattern no.	P1	P2	P3
57" High Side Access Bookcase tower with two file drawers (right hand shown)	left hand	14 <sup>7</sup> / <sub>8</sub> "	23 <sup>1</sup> / <sub>2</sub> "	56 <sup>3</sup> / <sub>16</sub> "	Y	<b>MT3SBLH5715FFL</b>	\$2,341.	\$2,696.	\$2,810.
	right hand	14 <sup>7</sup> / <sub>8</sub> "	23 <sup>1</sup> / <sub>2</sub> "	56 <sup>3</sup> / <sub>16</sub> "	Y	<b>MT3SBRH5715FFL</b>	2,341.	2,696.	2,810.



57" High Side Access Bookcase tower with two box and one file drawer (right hand shown)	left hand	14 <sup>7</sup> / <sub>8</sub> "	23 <sup>1</sup> / <sub>2</sub> "	56 <sup>3</sup> / <sub>16</sub> "	Y	<b>MT3SBLH5715BBFL</b>	2,378.	2,735.	2,853.
	right hand	14 <sup>7</sup> / <sub>8</sub> "	23 <sup>1</sup> / <sub>2</sub> "	56 <sup>3</sup> / <sub>16</sub> "	Y	<b>MT3SBRH5715BBFL</b>	2,378.	2,735.	2,853.



#### Order Code

Example:	<b>MT3SBLH5715BBFL-NJ</b>
<b>MT3</b>	Series 2 Morrison Front
<b>SB</b>	Side Access Bookcase
<b>LH</b>	Left Hand Access
<b>57</b>	57" High
<b>15</b>	15" Wide
<b>B</b>	Box Drawer
<b>B</b>	Box Drawer
<b>F</b>	File Drawer
<b>L</b>	Locking
<b>NJ</b>	Medium Grey paint finish

#### Specification Information

For non-locking towers, deduct as follows from the list price for each unit: Deduct \$30 for (1) lock unit, \$60 for (2) lock unit, and \$75 for a (3) lock unit. Substitute the "L" suffix with an "N" within the pattern number to designate a non-locking unit, example (MT3SLH6415BBFN)

"M" drawers consisting of a box drawer body with a file drawer head are available by substituting any two "B" or any one "F" character within the pattern number, example (MT3SLH6415MFN). Multiple "M" drawers may be specified providing they equal the total modules available.

A 6" drawer, behind a cupboard door is available by adding the numeral 1 to the end of the pattern number, example (MT3SLH6415BBFL1)

**Note:** 6" drawer behind doors are not available within the wardrobe portion of towers. Drawers behind doors are painted black.

**Note: Drawer behind doors list pricing is as follows: 1=\$255**

#### Application Notes

Hanging rails and other accessories are not included and must be ordered separately. Hanging rails are included with 24" and 30" wide lateral drawers only. (See *Tower Accessories for pricing and order entry information*)

Half depth adjustable shelves and coat hooks may be ordered separately allowing the cupboard area of the 15", 24" and 30" wide towers to support binders as well as shorter coats. (See *Tower Accessories for pricing and order entry information*)

- 15" w Side Access and Display towers include (1) lock.
- Single door towers, double door towers, 24" w and 30" w Side Access and Display towers include (2) locks. (Except full-height doors which include (1) lock)
- Front Access (only) towers with wardrobe include (3) locks. (Except full-height doors with wardrobe which include (2) locks)

#### Critical Dimensions

Dimensions under, **w**, **d** and **h** are actual to the nearest <sup>1</sup>/<sub>16</sub>"

42", 50", 57" and 64" Tower Internal Dimensions

- Box and M drawer height: 4<sup>5</sup>/<sub>16</sub>"
- Box and M drawer width: 12<sup>1</sup>/<sub>16</sub>"
- Box and M drawer depth: 18<sup>3</sup>/<sub>8</sub>"
- File drawer height: 9<sup>1</sup>/<sub>4</sub>"
- File drawer width: 12<sup>1</sup>/<sub>16</sub>"
- File drawer depth: 18<sup>3</sup>/<sub>8</sub>"

**Note:** All towers are configured from the top down with standard combinations of box and file drawers.

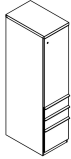
# Storage Towers Morrison Front

## 15" Wide Storage Towers

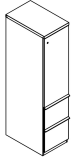
### 64" High

Series 2 Storage

description	type	w	d	h	lock	pattern no.	P1	P2	P3
64" High Single Door tower with two box and one file drawer (right hand shown)	left hand	14 <sup>7</sup> / <sub>8</sub> "	23 <sup>1</sup> / <sub>2</sub> "	63 <sup>5</sup> / <sub>16</sub> "	Y	<b>MT3SLH6415BBFL</b>	\$2,721.	\$2,859.	\$3,001.
	right hand	14 <sup>7</sup> / <sub>8</sub> "	23 <sup>1</sup> / <sub>2</sub> "	63 <sup>5</sup> / <sub>16</sub> "	Y	<b>MT3SRH6415BBFL</b>	2,721.	2,859.	3,001.



64" High Single Door tower with two file drawers (right hand shown)	left hand	14 <sup>7</sup> / <sub>8</sub> "	23 <sup>1</sup> / <sub>2</sub> "	63 <sup>5</sup> / <sub>16</sub> "	Y	<b>MT3SLH6415FFL</b>	2,466.	2,589.	2,720.
	right hand	14 <sup>7</sup> / <sub>8</sub> "	23 <sup>1</sup> / <sub>2</sub> "	63 <sup>5</sup> / <sub>16</sub> "	Y	<b>MT3SRH6415FFL</b>	2,466.	2,589.	2,720.



64" High Single Door tower with two box and two file drawers (right hand shown)	left hand	14 <sup>7</sup> / <sub>8</sub> "	23 <sup>1</sup> / <sub>2</sub> "	63 <sup>5</sup> / <sub>16</sub> "	Y	<b>MT3SLH6415BBFFL</b>	2,946.	3,088.	3,244.
	right hand	14 <sup>7</sup> / <sub>8</sub> "	23 <sup>1</sup> / <sub>2</sub> "	63 <sup>5</sup> / <sub>16</sub> "	Y	<b>MT3SRH6415BBFFL</b>	2,946.	3,088.	3,244.



Series 2 Morrison Front Storage

#### Order Code

Example:	<b>MT3SBLH5715BBFL-NJ</b>
<b>MT3</b>	Series 2 Morrison Front
<b>SB</b>	Side Access Bookcase
<b>LH</b>	Left Hand Access
<b>57</b>	57" High
<b>15</b>	15" Wide
<b>B</b>	Box Drawer
<b>B</b>	Box Drawer
<b>F</b>	File Drawer
<b>L</b>	Locking
<b>NJ</b>	Medium Grey paint finish

#### Specification Information

For non-locking towers, deduct as follows from the list price for each unit: Deduct \$30 for (1) lock unit, \$60 for (2) lock unit, and \$75 for a (3) lock unit. Substitute the "L" suffix with an "N" within the pattern number to designate a non-locking unit, example (MT3SLH6415BBFN)

"M" drawers consisting of a box drawer body with a file drawer head are available by substituting any two "B" or any one "F" character within the pattern number, example (MT3SLH6415MFN). Multiple "M" drawers may be specified providing they equal the total modules available.

A 6" drawer, behind a cupboard door is available by adding the numeral 1 to the end of the pattern number, example (MT3SLH6415BBFL1)

**Note:** 6" drawer behind doors are not available within the wardrobe portion of towers. Drawers behind doors are painted black.

**Note: Drawer behind doors list pricing is as follows: 1=\$255**

#### Application Notes

Hanging rails and other accessories are not included and must be ordered separately. Hanging rails are included with 24" and 30" wide lateral drawers only. (See *Tower Accessories for pricing and order entry information*)

Half depth adjustable shelves and coat hooks may be ordered separately allowing the cupboard area of the 15", 24" and 30" wide towers to support binders as well as shorter coats. (See *Tower Accessories for pricing and order entry information*)

- 15" w Side Access and Display towers include (1) lock.
- Single door towers, double door towers, 24" w and 30" w Side Access and Display towers include (2) locks. (Except full-height doors which include (1) lock)
- Front Access (only) towers with wardrobe include (3) locks. (Except full-height doors with wardrobe which include (2) locks)

#### Critical Dimensions

Dimensions under, **w**, **d** and **h** are actual to the nearest <sup>1</sup>/<sub>16</sub>"

42", 50", 57" and 64" Tower Internal Dimensions

- Box and M drawer height: 4<sup>5</sup>/<sub>16</sub>"
- Box and M drawer width: 12<sup>1</sup>/<sub>16</sub>"
- Box and M drawer depth: 18<sup>3</sup>/<sub>8</sub>"
- File drawer height: 9<sup>1</sup>/<sub>4</sub>"
- File drawer width: 12<sup>1</sup>/<sub>16</sub>"
- File drawer depth: 18<sup>3</sup>/<sub>8</sub>"

**Note:** All towers are configured from the top down with standard combinations of box and file drawers.



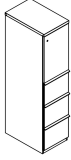
# Storage Towers Morrison Front

## 15" Wide Storage Towers

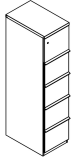
### 64" High

Series 2 Storage

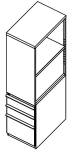
description	type	w	d	h	lock	pattern no.	P1	P2	P3
64" High Single Door tower with three file drawers (right hand shown)	left hand	14 <sup>7</sup> / <sub>8</sub> "	23 <sup>1</sup> / <sub>2</sub> "	63 <sup>5</sup> / <sub>16</sub> "	Y	MT3SLH6415FFFLL	\$2,750.	\$2,884.	\$3,030.
	right hand	14 <sup>7</sup> / <sub>8</sub> "	23 <sup>1</sup> / <sub>2</sub> "	63 <sup>5</sup> / <sub>16</sub> "	Y	MT3SRH6415FFFLL	2,750.	2,884.	3,030.



64" High Single Door tower with four file drawers (right hand shown)	left hand	14 <sup>7</sup> / <sub>8</sub> "	23 <sup>1</sup> / <sub>2</sub> "	63 <sup>5</sup> / <sub>16</sub> "	Y	MT3SLH6415FFFLL	2,989.	3,132.	3,293.
	right hand	14 <sup>7</sup> / <sub>8</sub> "	23 <sup>1</sup> / <sub>2</sub> "	63 <sup>5</sup> / <sub>16</sub> "	Y	MT3SRH6415FFFLL	2,989.	3,132.	3,293.



64" High Side Access Bookcase tower with two box and one file drawer (right hand shown)	left hand	14 <sup>7</sup> / <sub>8</sub> "	23 <sup>1</sup> / <sub>2</sub> "	63 <sup>5</sup> / <sub>16</sub> "	Y	MT3SBLH6415BBFLL	2,417.	2,538.	2,666.
	right hand	14 <sup>7</sup> / <sub>8</sub> "	23 <sup>1</sup> / <sub>2</sub> "	63 <sup>5</sup> / <sub>16</sub> "	Y	MT3SBRH6415BBFLL	2,417.	2,538.	2,666.



#### Order Code

Example:	MT3SBLH5715BBFL-NJ
<b>MT3</b>	Series 2 Morrison Front
<b>SB</b>	Side Access Bookcase
<b>LH</b>	Left Hand Access
<b>57</b>	57" High
<b>15</b>	15" Wide
<b>B</b>	Box Drawer
<b>B</b>	Box Drawer
<b>F</b>	File Drawer
<b>L</b>	Locking
<b>NJ</b>	Medium Grey paint finish

#### Specification Information

For non-locking towers, deduct as follows from the list price for each unit: Deduct \$30 for (1) lock unit, \$60 for (2) lock unit, and \$75 for a (3) lock unit. Substitute the "L" suffix with an "N" within the pattern number to designate a non-locking unit, example (MT3SLH6415BBFN)

"M" drawers consisting of a box drawer body with a file drawer head are available by substituting any two "B" or any one "F" character within the pattern number, example (MT3SLH6415MFN). Multiple "M" drawers may be specified providing they equal the total modules available.

A 6" drawer, behind a cupboard door is available by adding the numeral 1 to the end of the pattern number, example (MT3SLH6415BBFL1)

**Note:** 6" drawer behind doors are not available within the wardrobe portion of towers. Drawers behind doors are painted black.

**Note: Drawer behind doors list pricing is as follows: 1=\$255**

#### Application Notes

Hanging rails and other accessories are not included and must be ordered separately. Hanging rails are included with 24" and 30" wide lateral drawers only. (See *Tower Accessories for pricing and order entry information*)

Half depth adjustable shelves and coat hooks may be ordered separately allowing the cupboard area of the 15", 24" and 30" wide towers to support binders as well as shorter coats. (See *Tower Accessories for pricing and order entry information*)

- 15" w Side Access and Display towers include (1) lock.
- Single door towers, double door towers, 24" w and 30" w Side Access and Display towers include (2) locks. (Except full-height doors which include (1) lock)
- Front Access (only) towers with wardrobe include (3) locks. (Except full-height doors with wardrobe which include (2) locks)

#### Critical Dimensions

Dimensions under, **w**, **d** and **h** are actual to the nearest <sup>1</sup>/<sub>16</sub>"

42", 50", 57" and 64" Tower Internal Dimensions

- Box and M drawer height: 4<sup>5</sup>/<sub>16</sub>"
- Box and M drawer width: 12<sup>1</sup>/<sub>16</sub>"
- Box and M drawer depth: 18<sup>3</sup>/<sub>8</sub>"
- File drawer height: 9<sup>1</sup>/<sub>4</sub>"
- File drawer width: 12<sup>1</sup>/<sub>16</sub>"
- File drawer depth: 18<sup>3</sup>/<sub>8</sub>"

**Note:** All towers are configured from the top down with standard combinations of box and file drawers.

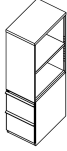
# Storage Towers Morrison Front

## 15" Wide Storage Towers

### 64" High

Series 2 Storage

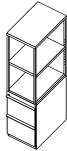
description	type	w	d	h	lock	pattern no.	P1	P2	P3
64" High Side Access Bookcase tower with two file drawers (right hand shown)	left hand	14 <sup>7</sup> / <sub>8</sub> "	23 <sup>1</sup> / <sub>2</sub> "	63 <sup>5</sup> / <sub>16</sub> "	Y	MT3SBLH6415FFL	\$2,300.	\$2,413.	\$2,535.
	right hand	15"	23 <sup>1</sup> / <sub>2</sub> "	63 <sup>5</sup> / <sub>16</sub> "	Y	MT3SBRH6415FFL	2,300.	2,413.	2,535.



64" Side Access Display tower with two box and one file drawer (right hand shown)	left hand	14 <sup>7</sup> / <sub>8</sub> "	23 <sup>1</sup> / <sub>2</sub> "	63 <sup>5</sup> / <sub>16</sub> "	Y	MT3BDLH6415BBFL	2,451.	2,575.	2,700.
	right hand	15"	23 <sup>1</sup> / <sub>2</sub> "	63 <sup>5</sup> / <sub>16</sub> "	Y	MT3BDRH6415BBFL	2,451.	2,575.	2,700.



64" Side Access Display tower with two file drawers (right hand shown)	left hand	14 <sup>7</sup> / <sub>8</sub> "	23 <sup>1</sup> / <sub>2</sub> "	63 <sup>5</sup> / <sub>16</sub> "	Y	MT3BDLH6415FFL	2,330.	2,449.	2,570.
	right hand	14 <sup>7</sup> / <sub>8</sub> "	23 <sup>1</sup> / <sub>2</sub> "	63 <sup>5</sup> / <sub>16</sub> "	Y	MT3BDRH6415FFL	2,330.	2,449.	2,570.



Series 2 Morrison Front Storage

#### Order Code

Example:	MT3SBLH5715BBFL-NJ
<b>MT3</b>	Series 2 Morrison Front
<b>SB</b>	Side Access Bookcase
<b>LH</b>	Left Hand Access
<b>57</b>	57" High
<b>15</b>	15" Wide
<b>B</b>	Box Drawer
<b>B</b>	Box Drawer
<b>F</b>	File Drawer
<b>L</b>	Locking
<b>NJ</b>	Medium Grey paint finish

#### Specification Information

For non-locking towers, deduct as follows from the list price for each unit: Deduct \$30 for (1) lock unit, \$60 for (2) lock unit, and \$75 for a (3) lock unit. Substitute the "L" suffix with an "N" within the pattern number to designate a non-locking unit, example (MT3SLH6415BBFN)

#### Application Notes

Hanging rails and other accessories are not included and must be ordered separately. Hanging rails are included with 24" and 30" wide lateral drawers only. (See *Tower Accessories for pricing and order entry information*)

Half depth adjustable shelves and coat hooks may be ordered separately allowing the cupboard area of the 15", 24" and 30" wide towers to support binders as well as shorter coats. (See *Tower Accessories for pricing and order entry information*)

- 15" w Side Access and Display towers include (1) lock.
- Single door towers, double door towers, 24" w and 30" w Side Access and Display towers include (2) locks. (Except full-height doors which include (1) lock)
- Front Access (only) towers with wardrobe include (3) locks. (Except full-height doors with wardrobe which include (2) locks)

#### Critical Dimensions

Dimensions under, **w**, **d** and **h** are actual to the nearest <sup>1</sup>/<sub>16</sub>"

42", 50", 57" and 64" Tower Internal Dimensions

- Box and M drawer height: 4<sup>5</sup>/<sub>16</sub>"
- Box and M drawer width: 12<sup>1</sup>/<sub>16</sub>"
- Box and M drawer depth: 18<sup>3</sup>/<sub>8</sub>"
- File drawer height: 9<sup>1</sup>/<sub>4</sub>"
- File drawer width: 12<sup>1</sup>/<sub>16</sub>"
- File drawer depth: 18<sup>3</sup>/<sub>8</sub>"

**Note:** All towers are configured from the top down with standard combinations of box and file drawers.

"M" drawers consisting of a box drawer body with a file drawer head are available by substituting any two "B" or any one "F" character within the pattern number, example (MT3SLH6415MFN). Multiple "M" drawers may be specified providing they equal the total modules available.

A 6" drawer, behind a cupboard door is available by adding the numeral 1 to the end of the pattern number, example (MT3SLH6415BBFL1)

**Note:** 6" drawer behind doors are not available within the wardrobe portion of towers. Drawers behind doors are painted black.

**Note: Drawer behind doors list pricing is as follows: 1=\$255**

# Storage Towers Morrison Front

## 24" Wide Storage Towers

### 42" High

Series 2 Storage

description	type	w	d	h	lock	pattern no.	P1	P2	P3
42" High Side Access Bookcase with two box and one file drawer with wardrobe (left hand shown)	left hand	23 7/8"	23 1/2"	41 5/16"	Y	MT3WSBLH4224BBFL	\$3,214.	\$3,373.	\$3,543.
	right hand	23 7/8"	23 1/2"	41 5/16"	Y	MT3WSBRH4224BBFL	3,214.	3,373.	3,543.



42" High Side Access Bookcase with two file drawers with wardrobe (left hand shown)	left hand	23 7/8"	23 1/2"	41 5/16"	Y	MT3WSBLH4224FFL	3,089.	3,242.	3,407.
	right hand	23 7/8"	23 1/2"	41 5/16"	Y	MT3WSBRH4224FFL	3,089.	3,242.	3,407.



Order Code	
Example:	MT3SBLH5724BBFL-NJ
MT3	Series 2 Morrison Front
SB	Side Access Bookcase
LH	Left Hand Access
57	57" High
24	24" Wide
B	Box Drawer
B	Box Drawer
F	File Drawer
L	Locking
NJ	Medium Grey paint finish

Specification Information
For non-locking towers, deduct as follows from the list price for each unit: Deduct \$30 for (1) lock unit, \$60 for (2) lock unit, and \$75 for a (3) lock unit. Substitute the "L" suffix with an "N" within the pattern number to designate a non-locking unit, example (MT3SLH6424BBFN)
"M" drawers consisting of a box drawer body with a file drawer head are available by substituting any two "B" or any one "F" character within the pattern number, example (MT3SLH6424MFN). Multiple "M" drawers may be specified providing they equal the total modules available.

A 6" drawer, behind a cupboard door is available by adding the numeral 1 to the end of the pattern number, example (MT3SLH6424BBFL1)

- 15" w Side Access and Display towers include (1) lock.
- Single door towers, double door towers, 24" w and 30" w Side Access and Display towers include (2) locks. (Except full-height doors which include (1) lock)
- Front Access (only) towers with wardrobe include (3) locks. (Except full-height doors with wardrobe which include (2) locks)

**Note:** 6" drawer behind doors are not available within the wardrobe portion of towers. Drawers behind doors are painted black.

**Note: Drawer behind door list pricing is as follows: 1=\$255**

#### Application Notes

Hanging rails and other accessories are not included and must be ordered separately. Hanging rails are included for 24" and 30" wide lateral drawers only. (See *Tower Accessories for pricing and order entry information*)

Half depth adjustable shelves and coat hooks may be ordered separately allowing the cupboard area of the 15", 24" and 30" wide towers to support binders as well as shorter coats. (See *Tower Accessories for pricing and order entry information*)

#### Critical Dimensions

Dimensions under, **w**, **d** and **h** are actual to the nearest 1/16"

50", 57" and 64" Tower Internal Dimensions

- Box and M drawer height: 4 5/16"
- Box and M drawer width: 12 1/16"
- Box and M drawer depth: 18 3/8"
- File drawer height: 9 1/4"
- File drawer width: 12 1/16"
- File drawer depth: 18 3/8"
- Wide drawer height: 9 3/16"
- Wide drawer width: 20 3/4"
- Wide drawer depth: 22 7/8"

**Note:** All towers are configured from the top down with standard combinations of box and file drawers.

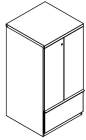
# Storage Towers Morrison Front

## 24" Wide Storage Towers

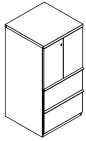
### 50" High

Series 2 Storage

description	type	w	d	h	lock	pattern no.	P1	P2	P3
50" High Double Door tower with one wide drawer		23 <sup>7</sup> / <sub>8</sub> "	23 <sup>1</sup> / <sub>2</sub> "	48 <sup>5</sup> / <sub>16</sub> "	Y	MT3D5024WL	\$2,718.	\$2,855.	\$2,998.



50" High Double Door tower with two wide drawers		23 <sup>7</sup> / <sub>8</sub> "	23 <sup>1</sup> / <sub>2</sub> "	48 <sup>5</sup> / <sub>16</sub> "	Y	MT3D5024WWL	3,122.	3,277.	3,441.
--------------------------------------------------	--	----------------------------------	----------------------------------	-----------------------------------	---	-------------	--------	--------	--------



50" High Side Access Bookcase with two box and one file drawer with wardrobe (left hand shown)	left hand	23 <sup>7</sup> / <sub>8</sub> "	23 <sup>1</sup> / <sub>2</sub> "	48 <sup>5</sup> / <sub>16</sub> "	Y	MT3WSBLH5024BBFL	3,227.	3,387.	3,556.
	right hand	23 <sup>7</sup> / <sub>8</sub> "	23 <sup>1</sup> / <sub>2</sub> "	48 <sup>5</sup> / <sub>16</sub> "	Y	MT3WSBRH5024BBFL	3,227.	3,387.	3,556.



Series 2 Morrison Front Storage

Order Code	Specification Information
Example: <b>MT3SBLH5724BBFL-NJ</b>	
<b>MT3</b> Series 2 Morrison Front	
<b>SB</b> Side Access Bookcase	
<b>LH</b> Left Hand Access	
<b>57</b> 57" High	
<b>24</b> 24" Wide	
<b>B</b> Box Drawer	
<b>B</b> Box Drawer	
<b>F</b> File Drawer	
<b>L</b> Locking	
<b>NJ</b> Medium Grey paint finish	

**Specification Information**

For non-locking towers, deduct as follows from the list price for each unit: Deduct \$30 for (1) lock unit, \$60 for (2) lock unit, and \$75 for a (3) lock unit. Substitute the "L" suffix with an "N" within the pattern number to designate a non-locking unit, example (MT3SLH6424BBFN)

"M" drawers consisting of a box drawer body with a file drawer head are available by substituting any two "B" or any one "F" character within the pattern number, example (MT3SLH6424MFN). Multiple "M" drawers may be specified providing they equal the total modules available.

A 6" drawer, behind a cupboard door is available by adding the numeral 1 to the end of the pattern number, example (MT3SLH6424BBFL1)

- 15" w Side Access and Display towers include (1) lock.
- Single door towers, double door towers, 24" w and 30" w Side Access and Display towers include (2) locks. (Except full-height doors which include (1) lock)
- Front Access (only) towers with wardrobe include (3) locks. (Except full-height doors with wardrobe which include (2) locks)

**Note:** 6" drawer behind doors are not available within the wardrobe portion of towers. Drawers behind doors are painted black.

**Note: Drawer behind door list pricing is as follows: 1=\$255**

#### Application Notes

Hanging rails and other accessories are not included and must be ordered separately. Hanging rails are included for 24" and 30" wide lateral drawers only. (See *Tower Accessories for pricing and order entry information*)

Half depth adjustable shelves and coat hooks may be ordered separately allowing the cupboard area of the 15", 24" and 30" wide towers to support binders as well as shorter coats. (See *Tower Accessories for pricing and order entry information*)

#### Critical Dimensions

Dimensions under, **w**, **d** and **h** are actual to the nearest <sup>1</sup>/<sub>16</sub>"

50", 57" and 64" Tower Internal Dimensions

- Box and M drawer height: 4<sup>5</sup>/<sub>16</sub>"
- Box and M drawer width: 12<sup>1</sup>/<sub>16</sub>"
- Box and M drawer depth: 18<sup>3</sup>/<sub>8</sub>"
- File drawer height: 9<sup>1</sup>/<sub>4</sub>"
- File drawer width: 12<sup>1</sup>/<sub>16</sub>"
- File drawer depth: 18<sup>3</sup>/<sub>8</sub>"
- Wide drawer height: 9<sup>7</sup>/<sub>16</sub>"
- Wide drawer width: 20<sup>3</sup>/<sub>4</sub>"
- Wide drawer depth: 22<sup>7</sup>/<sub>8</sub>"

**Note:** All towers are configured from the top down with standard combinations of box and file drawers.

# Storage Towers Morrison Front

## 24" Wide Storage Towers

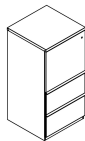
### 50" High

Series 2 Storage

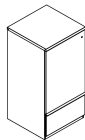
description	type	w	d	h	lock	pattern no.	P1	P2	P3
50" High Side Access Bookcase with two file drawers with wardrobe (left hand shown)	left hand	23 <sup>7</sup> / <sub>8</sub> "	23 <sup>1</sup> / <sub>2</sub> "	48 <sup>5</sup> / <sub>16</sub> "	Y	MT3WSBLH5024FFL	\$3,102.	\$3,255.	\$3,421.
	right hand	23 <sup>7</sup> / <sub>8</sub> "	23 <sup>1</sup> / <sub>2</sub> "	48 <sup>5</sup> / <sub>16</sub> "	Y	MT3WSBRH5024FFL	3,102.	3,255.	3,421.



50" High Single Door tower with two wide drawers (left hand shown)	left hand	23 <sup>7</sup> / <sub>8</sub> "	23 <sup>1</sup> / <sub>2</sub> "	48 <sup>5</sup> / <sub>16</sub> "	Y	MT3SLH5024WWL	2,672.	2,807.	2,951.
	right hand	23 <sup>7</sup> / <sub>8</sub> "	23 <sup>1</sup> / <sub>2</sub> "	48 <sup>5</sup> / <sub>16</sub> "	Y	MT3SRH5024WWL	2,672.	2,807.	2,951.



50" High Single Door tower with wide drawer (left hand shown)	left hand	23 <sup>7</sup> / <sub>8</sub> "	23 <sup>1</sup> / <sub>2</sub> "	48 <sup>5</sup> / <sub>16</sub> "	Y	MT3SLH5024WL	2,252.	2,366.	2,482.
	right hand	23 <sup>7</sup> / <sub>8</sub> "	23 <sup>1</sup> / <sub>2</sub> "	48 <sup>5</sup> / <sub>16</sub> "	Y	MT3SRH5024WL	2,252.	2,366.	2,482.



Order Code	Specification Information
Example: <b>MT3SBLH5724BBFL-NJ</b>	
<b>MT3</b> Series 2 Morrison Front	
<b>SB</b> Side Access Bookcase	
<b>LH</b> Left Hand Access	
<b>57</b> 57" High	
<b>24</b> 24" Wide	
<b>B</b> Box Drawer	
<b>B</b> Box Drawer	
<b>F</b> File Drawer	
<b>L</b> Locking	
<b>NJ</b> Medium Grey paint finish	

#### Specification Information

For non-locking towers, deduct as follows from the list price for each unit: Deduct \$30 for (1) lock unit, \$60 for (2) lock unit, and \$75 for a (3) lock unit. Substitute the "L" suffix with an "N" within the pattern number to designate a non-locking unit, example (MT3SLH6424BBFN)

"M" drawers consisting of a box drawer body with a file drawer head are available by substituting any two "B" or any one "F" character within the pattern number, example (MT3SLH6424MFN). Multiple "M" drawers may be specified providing they equal the total modules available.

A 6" drawer, behind a cupboard door is available by adding the numeral 1 to the end of the pattern number, example (MT3SLH6424BBFL1)

- 15" w Side Access and Display towers include (1) lock.
- Single door towers, double door towers, 24" w and 30" w Side Access and Display towers include (2) locks. (Except full-height doors which include (1) lock)
- Front Access (only) towers with wardrobe include (3) locks. (Except full-height doors with wardrobe which include (2) locks)

**Note:** 6" drawer behind doors are not available within the wardrobe portion of towers. Drawers behind doors are painted black.

**Note: Drawer behind door list pricing is as follows: 1=\$255**

#### Application Notes

Hanging rails and other accessories are not included and must be ordered separately. Hanging rails are included for 24" and 30" wide lateral drawers only. (See *Tower Accessories for pricing and order entry information*)

Half depth adjustable shelves and coat hooks may be ordered separately allowing the cupboard area of the 15", 24" and 30" wide towers to support binders as well as shorter coats. (See *Tower Accessories for pricing and order entry information*)

#### Critical Dimensions

Dimensions under, **w**, **d** and **h** are actual to the nearest <sup>1</sup>/<sub>16</sub>"

50", 57" and 64" Tower Internal Dimensions

- Box and M drawer height: 4<sup>5</sup>/<sub>16</sub>"
- Box and M drawer width: 12<sup>1</sup>/<sub>16</sub>"
- Box and M drawer depth: 18<sup>3</sup>/<sub>8</sub>"
- File drawer height: 9<sup>1</sup>/<sub>4</sub>"
- File drawer width: 12<sup>1</sup>/<sub>16</sub>"
- File drawer depth: 18<sup>3</sup>/<sub>8</sub>"
- Wide drawer height: 9<sup>7</sup>/<sub>16</sub>"
- Wide drawer width: 20<sup>3</sup>/<sub>4</sub>"
- Wide drawer depth: 22<sup>7</sup>/<sub>8</sub>"

**Note:** All towers are configured from the top down with standard combinations of box and file drawers.

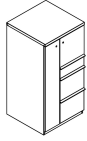
# Storage Towers Morrison Front

## 24" Wide Storage Towers

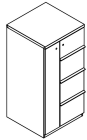
### 50" High

Series 2 Storage

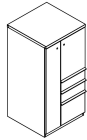
description	type	w	d	h	lock	pattern no.	P1	P2	P3
50" High tower with one box and two file drawers and door and wardrobe (left hand shown)	left hand	23 <sup>7</sup> / <sub>8</sub> "	23 <sup>1</sup> / <sub>2</sub> "	48 <sup>5</sup> / <sub>16</sub> "	Y	MT3WSLH5024BBFL	\$3,085.	\$3,240.	\$3,401.
	right hand	23 <sup>7</sup> / <sub>8</sub> "	23 <sup>1</sup> / <sub>2</sub> "	48 <sup>5</sup> / <sub>16</sub> "	Y	MT3WSRH5024BBFL	3,085.	3,240.	3,401.



50" High tower with three file drawers and door and wardrobe (left hand shown)	left hand	23 <sup>7</sup> / <sub>8</sub> "	23 <sup>1</sup> / <sub>2</sub> "	48 <sup>5</sup> / <sub>16</sub> "	Y	MT3WSLH5024FFFL	3,102.	3,255.	3,421.
	right hand	23 <sup>7</sup> / <sub>8</sub> "	23 <sup>1</sup> / <sub>2</sub> "	48 <sup>5</sup> / <sub>16</sub> "	Y	MT3WSRH5024FFFL	3,102.	3,255.	3,421.



50" High tower with two box and one file drawer and door and wardrobe (left hand shown)	left hand	23 <sup>7</sup> / <sub>8</sub> "	23 <sup>1</sup> / <sub>2</sub> "	48 <sup>5</sup> / <sub>16</sub> "	Y	MT3WSLH5024BBFL	3,166.	3,325.	3,493.
	right hand	23 <sup>7</sup> / <sub>8</sub> "	23 <sup>1</sup> / <sub>2</sub> "	48 <sup>5</sup> / <sub>16</sub> "	Y	MT3WSRH5024BBFL	3,166.	3,325.	3,493.



Series 2 Morrison Front Storage

Order Code	Specification Information
Example: <b>MT3SBLH5724BBFL-NJ</b>	
<b>MT3</b> Series 2 Morrison Front	
<b>SB</b> Side Access Bookcase	
<b>LH</b> Left Hand Access	
<b>57</b> 57" High	
<b>24</b> 24" Wide	
<b>B</b> Box Drawer	
<b>B</b> Box Drawer	
<b>F</b> File Drawer	
<b>L</b> Locking	
<b>NJ</b> Medium Grey paint finish	

#### Specification Information

For non-locking towers, deduct as follows from the list price for each unit: Deduct \$30 for (1) lock unit, \$60 for (2) lock unit, and \$75 for a (3) lock unit. Substitute the "L" suffix with an "N" within the pattern number to designate a non-locking unit, example (MT3SLH6424BBFN)

"M" drawers consisting of a box drawer body with a file drawer head are available by substituting any two "B" or any one "F" character within the pattern number, example (MT3SLH6424MFN). Multiple "M" drawers may be specified providing they equal the total modules available.

A 6" drawer, behind a cupboard door is available by adding the numeral 1 to the end of the pattern number, example (MT3SLH6424BBFL1)

- 15" w Side Access and Display towers include (1) lock.
- Single door towers, double door towers, 24" w and 30" w Side Access and Display towers include (2) locks. (Except full-height doors which include (1) lock)
- Front Access (only) towers with wardrobe include (3) locks. (Except full-height doors with wardrobe which include (2) locks)

**Note:** 6" drawer behind doors are not available within the wardrobe portion of towers. Drawers behind doors are painted black.

**Note: Drawer behind door list pricing is as follows: 1=\$255**

#### Application Notes

Hanging rails and other accessories are not included and must be ordered separately. Hanging rails are included for 24" and 30" wide lateral drawers only. (See *Tower Accessories for pricing and order entry information*)

Half depth adjustable shelves and coat hooks may be ordered separately allowing the cupboard area of the 15", 24" and 30" wide towers to support binders as well as shorter coats. (See *Tower Accessories for pricing and order entry information*)

#### Critical Dimensions

Dimensions under, **w**, **d** and **h** are actual to the nearest <sup>1</sup>/<sub>16</sub>"

50", 57" and 64" Tower Internal Dimensions

- Box and M drawer height: 4<sup>5</sup>/<sub>16</sub>"
- Box and M drawer width: 12<sup>1</sup>/<sub>16</sub>"
- Box and M drawer depth: 18<sup>3</sup>/<sub>8</sub>"
- File drawer height: 9<sup>1</sup>/<sub>4</sub>"
- File drawer width: 12<sup>1</sup>/<sub>16</sub>"
- File drawer depth: 18<sup>3</sup>/<sub>8</sub>"
- Wide drawer height: 9<sup>7</sup>/<sub>16</sub>"
- Wide drawer width: 20<sup>3</sup>/<sub>4</sub>"
- Wide drawer depth: 22<sup>7</sup>/<sub>8</sub>"

**Note:** All towers are configured from the top down with standard combinations of box and file drawers.

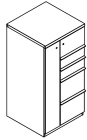
# Storage Towers Morrison Front

## 24" Wide Storage Towers

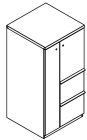
### 50" High

Series 2 Storage

description	type	w	d	h	lock	pattern no.	P1	P2	P3
50" High tower with two box and two file drawers and door and wardrobe (left hand shown)	left hand	23 <sup>7</sup> / <sub>8</sub> "	23 <sup>1</sup> / <sub>2</sub> "	48 <sup>3</sup> / <sub>16</sub> "	Y	MT3WSLH5024BBFFL	\$3,387.	\$3,556.	\$3,735.
	right hand	23 <sup>7</sup> / <sub>8</sub> "	23 <sup>1</sup> / <sub>2</sub> "	48 <sup>3</sup> / <sub>16</sub> "	Y	MT3WSRH5024BBFFL	3,387.	3,556.	3,735.



50" High tower with two file drawers and door and wardrobe (left hand shown)	left hand	23 <sup>7</sup> / <sub>8</sub> "	23 <sup>1</sup> / <sub>2</sub> "	48 <sup>3</sup> / <sub>16</sub> "	Y	MT3WSLH5024FFL	2,578.	2,707.	2,841.
	right hand	23 <sup>7</sup> / <sub>8</sub> "	23 <sup>1</sup> / <sub>2</sub> "	48 <sup>3</sup> / <sub>16</sub> "	Y	MT3WSRH5024FFL	2,578.	2,707.	2,841.



Order Code	Specification Information
Example: <b>MT3SBLH5724BBFL-NJ</b>	
<b>MT3</b> Series 2 Morrison Front	
<b>SB</b> Side Access Bookcase	
<b>LH</b> Left Hand Access	
<b>57</b> 57" High	
<b>24</b> 24" Wide	
<b>B</b> Box Drawer	
<b>B</b> Box Drawer	
<b>F</b> File Drawer	
<b>L</b> Locking	
<b>NJ</b> Medium Grey paint finish	

**Specification Information**

For non-locking towers, deduct as follows from the list price for each unit: Deduct \$30 for (1) lock unit, \$60 for (2) lock unit, and \$75 for a (3) lock unit. Substitute the "L" suffix with an "N" within the pattern number to designate a non-locking unit, example (MT3SLH6424BBFN)

"M" drawers consisting of a box drawer body with a file drawer head are available by substituting any two "B" or any one "F" character within the pattern number, example (MT3SLH6424MFN). Multiple "M" drawers may be specified providing they equal the total modules available.

A 6" drawer, behind a cupboard door is available by adding the numeral 1 to the end of the pattern number, example (MT3SLH6424BBFL1)

- 15" w Side Access and Display towers include (1) lock.
- Single door towers, double door towers, 24" w and 30" w Side Access and Display towers include (2) locks. (Except full-height doors which include (1) lock)
- Front Access (only) towers with wardrobe include (3) locks. (Except full-height doors with wardrobe which include (2) locks)

**Note:** 6" drawer behind doors are not available within the wardrobe portion of towers. Drawers behind doors are painted black.

**Note: Drawer behind door list pricing is as follows: 1=\$255**

#### Application Notes

Hanging rails and other accessories are not included and must be ordered separately. Hanging rails are included for 24" and 30" wide lateral drawers only. (See *Tower Accessories for pricing and order entry information*)

Half depth adjustable shelves and coat hooks may be ordered separately allowing the cupboard area of the 15", 24" and 30" wide towers to support binders as well as shorter coats. (See *Tower Accessories for pricing and order entry information*)

#### Critical Dimensions

Dimensions under, **w**, **d** and **h** are actual to the nearest <sup>1</sup>/<sub>16</sub>"

50", 57" and 64" Tower Internal Dimensions

- Box and M drawer height: 4<sup>5</sup>/<sub>16</sub>"
- Box and M drawer width: 12<sup>1</sup>/<sub>16</sub>"
- Box and M drawer depth: 18<sup>3</sup>/<sub>8</sub>"
- File drawer height: 9<sup>1</sup>/<sub>4</sub>"
- File drawer width: 12<sup>1</sup>/<sub>16</sub>"
- File drawer depth: 18<sup>3</sup>/<sub>8</sub>"
- Wide drawer height: 9<sup>7</sup>/<sub>16</sub>"
- Wide drawer width: 20<sup>3</sup>/<sub>4</sub>"
- Wide drawer depth: 22<sup>7</sup>/<sub>8</sub>"

**Note:** All towers are configured from the top down with standard combinations of box and file drawers.

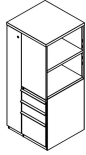
# Storage Towers Morrison Front

## 24" Wide Storage Towers

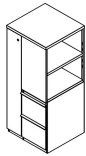
### 57" High

Series 2 Storage

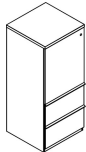
description	type	w	h	lock	pattern no.	P1	P2	P3
57" High Side Access Bookcase with two box and one file drawer with wardrobe (left hand shown)	left hand	23 <sup>7</sup> / <sub>8</sub> "	56 <sup>3</sup> / <sub>16</sub> "	Y	MT3WSBLH5724BBFL	\$3,357.	\$3,859.	\$4,023.
	right hand	23 <sup>7</sup> / <sub>8</sub> "	56 <sup>3</sup> / <sub>16</sub> "	Y	MT3WSBRH5724BBFL	3,357.	3,859.	4,023.



57" High Side Access Bookcase with two file drawers with wardrobe (left hand shown)	left hand	23 <sup>7</sup> / <sub>8</sub> "	56 <sup>3</sup> / <sub>16</sub> "	Y	MT3WSBLH5724FFL	3,235.	3,719.	3,879.
	right hand	23 <sup>7</sup> / <sub>8</sub> "	56 <sup>3</sup> / <sub>16</sub> "	Y	MT3WSBRH5724FFL	3,235.	3,719.	3,879.



57" High Single Door tower with two wide drawers (left hand shown)	left hand	23 <sup>7</sup> / <sub>8</sub> "	56 <sup>3</sup> / <sub>16</sub> "	Y	MT3SLH5724WWL	2,778.	3,194.	3,334.
	right hand	23 <sup>7</sup> / <sub>8</sub> "	56 <sup>3</sup> / <sub>16</sub> "	Y	MT3SRH5724WWL	2,778.	3,194.	3,334.



Order Code	
Example:	MT3SBLH5724BBFL-NJ
MT3	Series 2 Morrison Front
SB	Side Access Bookcase
LH	Left Hand Access
57	57" High
24	24" Wide
B	Box Drawer
B	Box Drawer
F	File Drawer
L	Locking
NJ	Medium Grey paint finish

Specification Information
For non-locking towers, deduct as follows from the list price for each unit: Deduct \$30 for (1) lock unit, \$60 for (2) lock unit, and \$75 for a (3) lock unit. Substitute the "L" suffix with an "N" within the pattern number to designate a non-locking unit, example (MT3SLH6424BBFN)
"M" drawers consisting of a box drawer body with a file drawer head are available by substituting any two "B" or any one "F" character within the pattern number, example (MT3SLH6424MFN). Multiple "M" drawers may be specified providing they equal the total modules available.

A 6" drawer, behind a cupboard door is available by adding the numeral 1 to the end of the pattern number, example (MT3SLH6424BBFL1)

- 15" w Side Access and Display towers include (1) lock.
- Single door towers, double door towers, 24" w and 30" w Side Access and Display towers include (2) locks. (Except full-height doors which include (1) lock)
- Front Access (only) towers with wardrobe include (3) locks. (Except full-height doors with wardrobe which include (2) locks)

**Note:** 6" drawer behind doors are not available within the wardrobe portion of towers. Drawers behind doors are painted black.

**Note: Drawer behind door list pricing is as follows: 1=\$255**

#### Application Notes

Hanging rails and other accessories are not included and must be ordered separately. Hanging rails are included for 24" and 30" wide lateral drawers only. (See *Tower Accessories for pricing and order entry information*)

Half depth adjustable shelves and coat hooks may be ordered separately allowing the cupboard area of the 15", 24" and 30" wide towers to support binders as well as shorter coats. (See *Tower Accessories for pricing and order entry information*)

#### Critical Dimensions

Dimensions under, **w**, **d** and **h** are actual to the nearest <sup>1</sup>/<sub>16</sub>"

50", 57" and 64" Tower Internal Dimensions

- Box and M drawer height: 4<sup>5</sup>/<sub>16</sub>"
- Box and M drawer width: 12<sup>1</sup>/<sub>16</sub>"
- Box and M drawer depth: 18<sup>3</sup>/<sub>8</sub>"
- File drawer height: 9<sup>1</sup>/<sub>4</sub>"
- File drawer width: 12<sup>1</sup>/<sub>16</sub>"
- File drawer depth: 18<sup>3</sup>/<sub>8</sub>"
- Wide drawer height: 9<sup>7</sup>/<sub>16</sub>"
- Wide drawer width: 20<sup>3</sup>/<sub>4</sub>"
- Wide drawer depth: 22<sup>7</sup>/<sub>8</sub>"

**Note:** All towers are configured from the top down with standard combinations of box and file drawers.



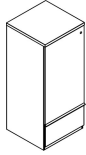
# Storage Towers Morrison Front

## 24" Wide Storage Towers

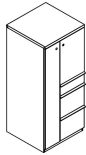
### 57" High

Series 2 Storage

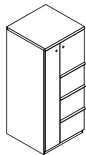
description	type	w	h	lock	pattern no.	P1	P2	P3
57" High Single Door tower with wide drawer (left hand shown)	left hand	23 <sup>7</sup> / <sub>8</sub> "	56 <sup>3</sup> / <sub>16</sub> "	Y	<b>MT3SLH5724WL</b>	\$2,337.	\$2,691.	\$2,801.
	right hand	23 <sup>7</sup> / <sub>8</sub> "	56 <sup>3</sup> / <sub>16</sub> "	Y	<b>MT3SRH5724WL</b>	2,337.	2,691.	2,801.



57" High tower with one box and two file drawers and door and wardrobe (left hand shown)	left hand	23 <sup>7</sup> / <sub>8</sub> "	56 <sup>3</sup> / <sub>16</sub> "	Y	<b>MT3WSLH5724BFFL</b>	3,179.	3,656.	3,810.
	right hand	23 <sup>7</sup> / <sub>8</sub> "	56 <sup>3</sup> / <sub>16</sub> "	Y	<b>MT3WSRH5724BFFL</b>	3,179.	3,656.	3,810.



57" High tower with three file drawers and door and wardrobe (left hand shown)	left hand	23 <sup>7</sup> / <sub>8</sub> "	56 <sup>3</sup> / <sub>16</sub> "	Y	<b>MT3WSLH5724FFFL</b>	3,180.	3,657.	3,813.
	right hand	23 <sup>7</sup> / <sub>8</sub> "	56 <sup>3</sup> / <sub>16</sub> "	Y	<b>MT3WSRH5724FFFL</b>	3,180.	3,657.	3,813.



Order Code	
Example:	<b>MT3SBLH5724BBFL-NJ</b>
<b>MT3</b>	Series 2 Morrison Front
<b>SB</b>	Side Access Bookcase
<b>LH</b>	Left Hand Access
<b>57</b>	57" High
<b>24</b>	24" Wide
<b>B</b>	Box Drawer
<b>B</b>	Box Drawer
<b>F</b>	File Drawer
<b>L</b>	Locking
<b>NJ</b>	Medium Grey paint finish

Specification Information
For non-locking towers, deduct as follows from the list price for each unit: Deduct \$30 for (1) lock unit, \$60 for (2) lock unit, and \$75 for a (3) lock unit. Substitute the "L" suffix with an "N" within the pattern number to designate a non-locking unit, example (MT3SLH6424BBFN)
"M" drawers consisting of a box drawer body with a file drawer head are available by substituting any two "B" or any one "F" character within the pattern number, example (MT3SLH6424MFN). Multiple "M" drawers may be specified providing they equal the total modules available.

A 6" drawer, behind a cupboard door is available by adding the numeral 1 to the end of the pattern number, example (MT3SLH6424BBFL1)

- 15" w Side Access and Display towers include (1) lock.
- Single door towers, double door towers, 24" w and 30" w Side Access and Display towers include (2) locks. (Except full-height doors which include (1) lock)
- Front Access (only) towers with wardrobe include (3) locks. (Except full-height doors with wardrobe which include (2) locks)

**Note:** 6" drawer behind doors are not available within the wardrobe portion of towers. Drawers behind doors are painted black.

**Note: Drawer behind door list pricing is as follows: 1=\$255**

#### Application Notes

Hanging rails and other accessories are not included and must be ordered separately. Hanging rails are included for 24" and 30" wide lateral drawers only. (See *Tower Accessories for pricing and order entry information*)

Half depth adjustable shelves and coat hooks may be ordered separately allowing the cupboard area of the 15", 24" and 30" wide towers to support binders as well as shorter coats. (See *Tower Accessories for pricing and order entry information*)

#### Critical Dimensions

Dimensions under, **w**, **d** and **h** are actual to the nearest <sup>1</sup>/<sub>16</sub>"

50", 57" and 64" Tower Internal Dimensions

- Box and M drawer height: 4<sup>5</sup>/<sub>16</sub>"
- Box and M drawer width: 12<sup>1</sup>/<sub>16</sub>"
- Box and M drawer depth: 18<sup>3</sup>/<sub>8</sub>"
- File drawer height: 9<sup>1</sup>/<sub>4</sub>"
- File drawer width: 12<sup>1</sup>/<sub>16</sub>"
- File drawer depth: 18<sup>3</sup>/<sub>8</sub>"
- Wide drawer height: 9<sup>7</sup>/<sub>16</sub>"
- Wide drawer width: 20<sup>3</sup>/<sub>4</sub>"
- Wide drawer depth: 22<sup>7</sup>/<sub>8</sub>"

**Note:** All towers are configured from the top down with standard combinations of box and file drawers.

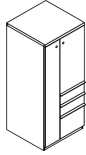
# Storage Towers Morrison Front

## 24" Wide Storage Towers

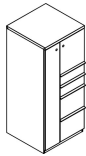
### 57" High

Series 2 Storage

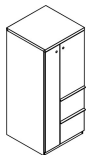
description	type	w	h	lock	pattern no.	P1	P2	P3
57" High tower with two box and one file drawer and door and wardrobe (left hand shown)	left hand	23 <sup>7</sup> / <sub>8</sub> "	56 <sup>3</sup> / <sub>16</sub> "	Y	MT3WSLH5724BBFL	\$3,294.	\$3,789.	\$3,946.
	right hand	23 <sup>7</sup> / <sub>8</sub> "	56 <sup>3</sup> / <sub>16</sub> "	Y	MT3WSRH5724BBFL	3,294.	3,789.	3,946.



57" High tower with two box and two file drawers and door and wardrobe (left hand shown)	left hand	23 <sup>7</sup> / <sub>8</sub> "	56 <sup>3</sup> / <sub>16</sub> "	Y	MT3WSLH5724BBFFL	3,461.	3,980.	4,150.
	right hand	23 <sup>7</sup> / <sub>8</sub> "	56 <sup>3</sup> / <sub>16</sub> "	Y	MT3WSRH5724BBFFL	3,461.	3,980.	4,150.



57" High tower with two file drawers and door and wardrobe (left hand shown)	left hand	23 <sup>7</sup> / <sub>8</sub> "	56 <sup>3</sup> / <sub>16</sub> "	Y	MT3WSLH5724FFL	2,659.	3,058.	3,189.
	right hand	23 <sup>7</sup> / <sub>8</sub> "	56 <sup>3</sup> / <sub>16</sub> "	Y	MT3WSRH5724FFL	2,659.	3,058.	3,189.



Order Code	Specification Information
Example: <b>MT3SBLH5724BBFL-NJ</b>	
<b>MT3</b> Series 2 Morrison Front	
<b>SB</b> Side Access Bookcase	
<b>LH</b> Left Hand Access	
<b>57</b> 57" High	
<b>24</b> 24" Wide	
<b>B</b> Box Drawer	
<b>B</b> Box Drawer	
<b>F</b> File Drawer	
<b>L</b> Locking	
<b>NJ</b> Medium Grey paint finish	

#### Specification Information

For non-locking towers, deduct as follows from the list price for each unit: Deduct \$30 for (1) lock unit, \$60 for (2) lock unit, and \$75 for a (3) lock unit. Substitute the "L" suffix with an "N" within the pattern number to designate a non-locking unit, example (MT3SLH6424BBFN)

"M" drawers consisting of a box drawer body with a file drawer head are available by substituting any two "B" or any one "F" character within the pattern number, example (MT3SLH6424MFN). Multiple "M" drawers may be specified providing they equal the total modules available.

A 6" drawer, behind a cupboard door is available by adding the numeral 1 to the end of the pattern number, example (MT3SLH6424BBFL1)

- 15" w Side Access and Display towers include (1) lock.
- Single door towers, double door towers, 24" w and 30" w Side Access and Display towers include (2) locks. (Except full-height doors which include (1) lock)
- Front Access (only) towers with wardrobe include (3) locks. (Except full-height doors with wardrobe which include (2) locks)

**Note:** 6" drawer behind doors are not available within the wardrobe portion of towers. Drawers behind doors are painted black.

**Note: Drawer behind door list pricing is as follows: 1=\$255**

#### Application Notes

Hanging rails and other accessories are not included and must be ordered separately. Hanging rails are included for 24" and 30" wide lateral drawers only. (See *Tower Accessories for pricing and order entry information*)

Half depth adjustable shelves and coat hooks may be ordered separately allowing the cupboard area of the 15", 24" and 30" wide towers to support binders as well as shorter coats. (See *Tower Accessories for pricing and order entry information*)

#### Critical Dimensions

Dimensions under, **w**, **d** and **h** are actual to the nearest <sup>1</sup>/<sub>16</sub>"

50", 57" and 64" Tower Internal Dimensions

- Box and M drawer height: 4<sup>5</sup>/<sub>16</sub>"
- Box and M drawer width: 12<sup>1</sup>/<sub>16</sub>"
- Box and M drawer depth: 18<sup>3</sup>/<sub>8</sub>"
- File drawer height: 9<sup>1</sup>/<sub>4</sub>"
- File drawer width: 12<sup>1</sup>/<sub>16</sub>"
- File drawer depth: 18<sup>3</sup>/<sub>8</sub>"
- Wide drawer height: 9<sup>7</sup>/<sub>16</sub>"
- Wide drawer width: 20<sup>3</sup>/<sub>4</sub>"
- Wide drawer depth: 22<sup>7</sup>/<sub>8</sub>"

**Note:** All towers are configured from the top down with standard combinations of box and file drawers.

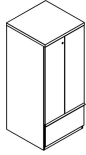
# Storage Towers Morrison Front

## 24" Wide Storage Towers

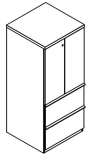
### 57" High

Series 2 Storage

description	type	w	h	lock	pattern no.	P1	P2	P3
57" High, Double Door tower with one wide drawer		23 <sup>7</sup> / <sub>8</sub> "	56 <sup>3</sup> / <sub>16</sub> "	Y	<b>MT3D5724WL</b>	\$2,773.	\$3,189.	\$3,326.



57" High, Double Door tower with two wide drawers		23 <sup>7</sup> / <sub>8</sub> "	56 <sup>3</sup> / <sub>16</sub> "	Y	<b>MT3D5724WWL</b>	3,270.	3,762.	3,925.
---------------------------------------------------	--	----------------------------------	-----------------------------------	---	--------------------	--------	--------	--------



#### Order Code

Example:	<b>MT3SBLH5724BBFL-NJ</b>
<b>MT3</b>	Series 2 Morrison Front
<b>SB</b>	Side Access Bookcase
<b>LH</b>	Left Hand Access
<b>57</b>	57" High
<b>24</b>	24" Wide
<b>B</b>	Box Drawer
<b>B</b>	Box Drawer
<b>F</b>	File Drawer
<b>L</b>	Locking
<b>NJ</b>	Medium Grey paint finish

#### Specification Information

For non-locking towers, deduct as follows from the list price for each unit: Deduct \$30 for (1) lock unit, \$60 for (2) lock unit, and \$75 for a (3) lock unit. Substitute the "L" suffix with an "N" within the pattern number to designate a non-locking unit, example (MT3SLH6424BBFN)

"M" drawers consisting of a box drawer body with a file drawer head are available by substituting any two "B" or any one "F" character within the pattern number, example (MT3SLH6424MFN). Multiple "M" drawers may be specified providing they equal the total modules available.

A 6" drawer, behind a cupboard door is available by adding the numeral 1 to the end of the pattern number, example (MT3SLH6424BBFL1)

- 15" w Side Access and Display towers include (1) lock.
- Single door towers, double door towers, 24" w and 30" w Side Access and Display towers include (2) locks. (Except full-height doors which include (1) lock)
- Front Access (only) towers with wardrobe include (3) locks. (Except full-height doors with wardrobe which include (2) locks)

**Note:** 6" drawer behind doors are not available within the wardrobe portion of towers. Drawers behind doors are painted black.

**Note: Drawer behind door list pricing is as follows: 1=\$255**

#### Application Notes

Hanging rails and other accessories are not included and must be ordered separately. Hanging rails are included for 24" and 30" wide lateral drawers only. (See *Tower Accessories for pricing and order entry information*)

Half depth adjustable shelves and coat hooks may be ordered separately allowing the cupboard area of the 15", 24" and 30" wide towers to support binders as well as shorter coats. (See *Tower Accessories for pricing and order entry information*)

#### Critical Dimensions

Dimensions under, **w**, **d** and **h** are actual to the nearest <sup>1</sup>/<sub>16</sub>"

50", 57" and 64" Tower Internal Dimensions

- Box and M drawer height: 4<sup>5</sup>/<sub>16</sub>"
- Box and M drawer width: 12<sup>1</sup>/<sub>16</sub>"
- Box and M drawer depth: 18<sup>3</sup>/<sub>8</sub>"
- File drawer height: 9<sup>1</sup>/<sub>4</sub>"
- File drawer width: 12<sup>1</sup>/<sub>16</sub>"
- File drawer depth: 18<sup>3</sup>/<sub>8</sub>"
- Wide drawer height: 9<sup>7</sup>/<sub>16</sub>"
- Wide drawer width: 20<sup>3</sup>/<sub>4</sub>"
- Wide drawer depth: 22<sup>7</sup>/<sub>8</sub>"

**Note:** All towers are configured from the top down with standard combinations of box and file drawers.

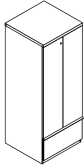
# Storage Towers Morrison Front

## 24" Wide Storage Towers

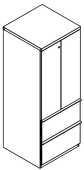
### 64" High

Series 2 Storage

description	type	w	d	h	lock	pattern no.	P1	P2	P3
64" High Double Door tower with one wide drawer		23 <sup>7</sup> / <sub>8</sub> "	23 <sup>1</sup> / <sub>2</sub> "	63 <sup>3</sup> / <sub>16</sub> "	Y	<b>MT3D6424WL</b>	\$2,828.	\$2,967.	\$3,118.



64" High Double Door tower with two wide drawers		23 <sup>7</sup> / <sub>8</sub> "	23 <sup>1</sup> / <sub>2</sub> "	63 <sup>3</sup> / <sub>16</sub> "	Y	<b>MT3D6424WWL</b>	3,355.	3,518.	3,695.
--------------------------------------------------	--	----------------------------------	----------------------------------	-----------------------------------	---	--------------------	--------	--------	--------



Series 2 Morrison Front Storage

Order Code	Specification Information	Critical Dimensions																				
<p>Example: <b>MT3SBLH5724BBFL-NJ</b></p> <table border="1"> <tr><td><b>MT3</b></td><td>Series 2 Morrison Front</td></tr> <tr><td><b>SB</b></td><td>Side Access Bookcase</td></tr> <tr><td><b>LH</b></td><td>Left Hand Access</td></tr> <tr><td><b>57</b></td><td>57" High</td></tr> <tr><td><b>24</b></td><td>24" Wide</td></tr> <tr><td><b>B</b></td><td>Box Drawer</td></tr> <tr><td><b>B</b></td><td>Box Drawer</td></tr> <tr><td><b>F</b></td><td>File Drawer</td></tr> <tr><td><b>L</b></td><td>Locking</td></tr> <tr><td><b>NJ</b></td><td>Medium Grey paint finish</td></tr> </table>	<b>MT3</b>	Series 2 Morrison Front	<b>SB</b>	Side Access Bookcase	<b>LH</b>	Left Hand Access	<b>57</b>	57" High	<b>24</b>	24" Wide	<b>B</b>	Box Drawer	<b>B</b>	Box Drawer	<b>F</b>	File Drawer	<b>L</b>	Locking	<b>NJ</b>	Medium Grey paint finish	<p>For non-locking towers, deduct as follows from the list price for each unit: Deduct \$30 for (1) lock unit, \$60 for (2) lock unit, and \$75 for a (3) lock unit. Substitute the "L" suffix with an "N" within the pattern number to designate a non-locking unit, example (MT3SLH6424BBFN)</p> <p>"M" drawers consisting of a box drawer body with a file drawer head are available by substituting any two "B" or any one "F" character within the pattern number, example (MT3SLH6424MFN). Multiple "M" drawers may be specified providing they equal the total modules available.</p> <p>A 6" drawer, behind a cupboard door is available by adding the numeral 1 to the end of the pattern number, example (MT3SLH6424BBFL1)</p> <ul style="list-style-type: none"> <li>15" w Side Access and Display towers include (1) lock.</li> <li>Single door towers, double door towers, 24" w and 30" w Side Access and Display towers include (2) locks. (Except full-height doors which include (1) lock)</li> <li>Front Access (only) towers with wardrobe include (3) locks. (Except full-height doors with wardrobe which include (2) locks)</li> </ul>	<p>Dimensions under, <b>w</b>, <b>d</b> and <b>h</b> are actual to the nearest <sup>1</sup>/<sub>16</sub>"</p> <p>50", 57" and 64" Tower Internal Dimensions</p> <ul style="list-style-type: none"> <li>Box and M drawer height: 4<sup>5</sup>/<sub>16</sub>"</li> <li>Box and M drawer width: 12<sup>1</sup>/<sub>16</sub>"</li> <li>Box and M drawer depth: 18<sup>3</sup>/<sub>8</sub>"</li> <li>File drawer height: 9<sup>1</sup>/<sub>4</sub>"</li> <li>File drawer width: 12<sup>1</sup>/<sub>16</sub>"</li> <li>File drawer depth: 18<sup>3</sup>/<sub>8</sub>"</li> <li>Wide drawer height: 9<sup>7</sup>/<sub>16</sub>"</li> <li>Wide drawer width: 20<sup>3</sup>/<sub>4</sub>"</li> <li>Wide drawer depth: 22<sup>7</sup>/<sub>8</sub>"</li> </ul> <p><b>Note:</b> All towers are configured from the top down with standard combinations of box and file drawers.</p>
<b>MT3</b>	Series 2 Morrison Front																					
<b>SB</b>	Side Access Bookcase																					
<b>LH</b>	Left Hand Access																					
<b>57</b>	57" High																					
<b>24</b>	24" Wide																					
<b>B</b>	Box Drawer																					
<b>B</b>	Box Drawer																					
<b>F</b>	File Drawer																					
<b>L</b>	Locking																					
<b>NJ</b>	Medium Grey paint finish																					
	<p><b>Note:</b> 6" drawer behind doors are not available within the wardrobe portion of towers. Drawers behind doors are painted black.</p> <p><b>Note: Drawer behind door list pricing is as follows: 1=\$255</b></p>																					
	<p><b>Application Notes</b></p> <p>Hanging rails and other accessories are not included and must be ordered separately. Hanging rails are included for 24" and 30" wide lateral drawers only. (See <i>Tower Accessories for pricing and order entry information</i>)</p> <p>Half depth adjustable shelves and coat hooks may be ordered separately allowing the cupboard area of the 15", 24" and 30" wide towers to support binders as well as shorter coats. (See <i>Tower Accessories for pricing and order entry information</i>)</p>																					

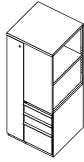
# Storage Towers Morrison Front

## 24" Wide Storage Towers

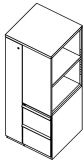
### 64" High

Series 2 Storage

description	type	w	d	h	lock	pattern no.	P1	P2	P3
64" High Side Access Bookcase with two box and one file drawer with wardrobe (left hand shown)	left hand	23 7/8"	23 1/2"	63 5/16"	Y	MT3WSBLH6424BBFL	\$3,427.	\$3,597.	\$3,776.
	right hand	23 7/8"	23 1/2"	63 5/16"	Y	MT3WSBRH6424BBFL	3,427.	3,597.	3,776.



64" High Side Access Bookcase with two file drawers with wardrobe (left hand shown)	left hand	23 7/8"	23 1/2"	63 5/16"	Y	MT3WSBLH6424FFL	3,309.	3,475.	3,645.
	right hand	23 7/8"	23 1/2"	63 5/16"	Y	MT3WSBRH6424FFL	3,309.	3,475.	3,645.



Order Code	Specification Information
Example: <b>MT3SBLH5724BBFL-NJ</b>	
<b>MT3</b> Series 2 Morrison Front	
<b>SB</b> Side Access Bookcase	
<b>LH</b> Left Hand Access	
<b>57</b> 57" High	
<b>24</b> 24" Wide	
<b>B</b> Box Drawer	
<b>B</b> Box Drawer	
<b>F</b> File Drawer	
<b>L</b> Locking	
<b>NJ</b> Medium Grey paint finish	

#### Specification Information

For non-locking towers, deduct as follows from the list price for each unit: Deduct \$30 for (1) lock unit, \$60 for (2) lock unit, and \$75 for a (3) lock unit. Substitute the "L" suffix with an "N" within the pattern number to designate a non-locking unit, example (MT3SLH6424BBFN)

"M" drawers consisting of a box drawer body with a file drawer head are available by substituting any two "B" or any one "F" character within the pattern number, example (MT3SLH6424MFN). Multiple "M" drawers may be specified providing they equal the total modules available.

A 6" drawer, behind a cupboard door is available by adding the numeral 1 to the end of the pattern number, example (MT3SLH6424BBFL1)

- 15" w Side Access and Display towers include (1) lock.
- Single door towers, double door towers, 24" w and 30" w Side Access and Display towers include (2) locks. (Except full-height doors which include (1) lock)
- Front Access (only) towers with wardrobe include (3) locks. (Except full-height doors with wardrobe which include (2) locks)

**Note:** 6" drawer behind doors are not available within the wardrobe portion of towers. Drawers behind doors are painted black.

**Note: Drawer behind door list pricing is as follows: 1=\$255**

#### Application Notes

Hanging rails and other accessories are not included and must be ordered separately. Hanging rails are included for 24" and 30" wide lateral drawers only. (See *Tower Accessories for pricing and order entry information*)

Half depth adjustable shelves and coat hooks may be ordered separately allowing the cupboard area of the 15", 24" and 30" wide towers to support binders as well as shorter coats. (See *Tower Accessories for pricing and order entry information*)

#### Critical Dimensions

Dimensions under, **w**, **d** and **h** are actual to the nearest 1/16"

50", 57" and 64" Tower Internal Dimensions

- Box and M drawer height: 4 5/16"
- Box and M drawer width: 12 1/16"
- Box and M drawer depth: 18 3/8"
- File drawer height: 9 1/4"
- File drawer width: 12 1/16"
- File drawer depth: 18 3/8"
- Wide drawer height: 9 9/16"
- Wide drawer width: 20 3/4"
- Wide drawer depth: 22 7/8"

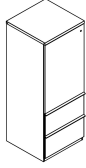
**Note:** All towers are configured from the top down with standard combinations of box and file drawers.

# Storage Towers Morrison Front

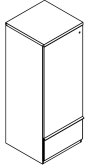
## 24" Wide Storage Towers

### 64" High

description	type	w	d	h	lock	pattern no.	P1	P2	P3
64" High Single Door tower with two wide drawers (left hand shown)	left hand	23 7/8"	23 1/2"	63 5/16"	Y	MT3SLH6424WWL	\$2,797.	\$2,939.	\$3,086.
	right hand	23 7/8"	23 1/2"	63 5/16"	Y	MT3SRH6424WWL	2,797.	2,939.	3,086.



64" High Single Door tower with wide drawer (left hand shown)	left hand	23 7/8"	23 1/2"	63 5/16"	Y	MT3SLH6424WL	2,419.	2,540.	2,667.
	right hand	23 7/8"	23 1/2"	63 5/16"	Y	MT3SRH6424WL	2,419.	2,540.	2,667.



Order Code	Specification Information
Example: <b>MT3SBLH5724BBFL-NJ</b>	
<b>MT3</b> Series 2 Morrison Front	
<b>SB</b> Side Access Bookcase	
<b>LH</b> Left Hand Access	
<b>57</b> 57" High	
<b>24</b> 24" Wide	
<b>B</b> Box Drawer	
<b>B</b> Box Drawer	
<b>F</b> File Drawer	
<b>L</b> Locking	
<b>NJ</b> Medium Grey paint finish	

#### Specification Information

For non-locking towers, deduct as follows from the list price for each unit: Deduct \$30 for (1) lock unit, \$60 for (2) lock unit, and \$75 for a (3) lock unit. Substitute the "L" suffix with an "N" within the pattern number to designate a non-locking unit, example (MT3SLH6424BBFN)

"M" drawers consisting of a box drawer body with a file drawer head are available by substituting any two "B" or any one "F" character within the pattern number, example (MT3SLH6424MFN). Multiple "M" drawers may be specified providing they equal the total modules available.

A 6" drawer, behind a cupboard door is available by adding the numeral 1 to the end of the pattern number, example (MT3SLH6424BBFL1)

- 15" w Side Access and Display towers include (1) lock.
- Single door towers, double door towers, 24" w and 30" w Side Access and Display towers include (2) locks. (Except full-height doors which include (1) lock)
- Front Access (only) towers with wardrobe include (3) locks. (Except full-height doors with wardrobe which include (2) locks)

**Note:** 6" drawer behind doors are not available within the wardrobe portion of towers. Drawers behind doors are painted black.

**Note: Drawer behind door list pricing is as follows: 1=\$255**

#### Application Notes

Hanging rails and other accessories are not included and must be ordered separately. Hanging rails are included for 24" and 30" wide lateral drawers only. (See *Tower Accessories for pricing and order entry information*)

Half depth adjustable shelves and coat hooks may be ordered separately allowing the cupboard area of the 15", 24" and 30" wide towers to support binders as well as shorter coats. (See *Tower Accessories for pricing and order entry information*)

#### Critical Dimensions

Dimensions under, **w**, **d** and **h** are actual to the nearest 1/16"

50", 57" and 64" Tower Internal Dimensions

- Box and M drawer height: 4 5/16"
- Box and M drawer width: 12 1/16"
- Box and M drawer depth: 18 3/8"
- File drawer height: 9 1/4"
- File drawer width: 12 1/16"
- File drawer depth: 18 3/8"
- Wide drawer height: 9 7/16"
- Wide drawer width: 20 3/4"
- Wide drawer depth: 22 7/8"

**Note:** All towers are configured from the top down with standard combinations of box and file drawers.

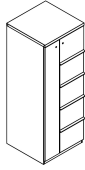
# Storage Towers Morrison Front

## 24" Wide Storage Towers

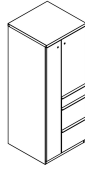
### 64" High

Series 2 Storage

description	type	w	d	h	lock	pattern no.	P1	P2	P3
64" High tower with four file drawers and door and wardrobe (left hand shown)	left hand	23 <sup>7</sup> / <sub>8</sub> "	23 <sup>1</sup> / <sub>2</sub> "	63 <sup>5</sup> / <sub>16</sub> "	Y	MT3WSLH6424FFFL	\$3,580.	\$3,760.	\$3,945.
	right hand	23 <sup>7</sup> / <sub>8</sub> "	23 <sup>1</sup> / <sub>2</sub> "	63 <sup>5</sup> / <sub>16</sub> "	Y	MT3WSRH6424FFFL	3,580.	3,760.	3,945.



64" High tower with one box and two file drawers and door and wardrobe (left hand shown)	left hand	23 <sup>7</sup> / <sub>8</sub> "	23 <sup>1</sup> / <sub>2</sub> "	63 <sup>5</sup> / <sub>16</sub> "	Y	MT3WSLH6424BFFL	3,271.	3,434.	3,607.
	right hand	23 <sup>7</sup> / <sub>8</sub> "	23 <sup>1</sup> / <sub>2</sub> "	63 <sup>5</sup> / <sub>16</sub> "	Y	MT3WSRH6424BFFL	3,271.	3,434.	3,607.



Order Code	Specification Information
Example: <b>MT3SBLH5724BBFL-NJ</b>	
<b>MT3</b> Series 2 Morrison Front	
<b>SB</b> Side Access Bookcase	
<b>LH</b> Left Hand Access	
<b>57</b> 57" High	
<b>24</b> 24" Wide	
<b>B</b> Box Drawer	
<b>B</b> Box Drawer	
<b>F</b> File Drawer	
<b>L</b> Locking	
<b>NJ</b> Medium Grey paint finish	

#### Specification Information

For non-locking towers, deduct as follows from the list price for each unit: Deduct \$30 for (1) lock unit, \$60 for (2) lock unit, and \$75 for a (3) lock unit. Substitute the "L" suffix with an "N" within the pattern number to designate a non-locking unit, example (MT3SLH6424BBFN)

"M" drawers consisting of a box drawer body with a file drawer head are available by substituting any two "B" or any one "F" character within the pattern number, example (MT3SLH6424MFN). Multiple "M" drawers may be specified providing they equal the total modules available.

A 6" drawer, behind a cupboard door is available by adding the numeral 1 to the end of the pattern number, example (MT3SLH6424BBFL1)

- 15" w Side Access and Display towers include (1) lock.
- Single door towers, double door towers, 24" w and 30" w Side Access and Display towers include (2) locks. (Except full-height doors which include (1) lock)
- Front Access (only) towers with wardrobe include (3) locks. (Except full-height doors with wardrobe which include (2) locks)

**Note:** 6" drawer behind doors are not available within the wardrobe portion of towers. Drawers behind doors are painted black.

**Note: Drawer behind door list pricing is as follows: 1=\$255**

#### Application Notes

Hanging rails and other accessories are not included and must be ordered separately. Hanging rails are included for 24" and 30" wide lateral drawers only. (See *Tower Accessories for pricing and order entry information*)

Half depth adjustable shelves and coat hooks may be ordered separately allowing the cupboard area of the 15", 24" and 30" wide towers to support binders as well as shorter coats. (See *Tower Accessories for pricing and order entry information*)

#### Critical Dimensions

Dimensions under, **w**, **d** and **h** are actual to the nearest <sup>1</sup>/<sub>16</sub>"

50", 57" and 64" Tower Internal Dimensions

- Box and M drawer height: 4<sup>5</sup>/<sub>16</sub>"
- Box and M drawer width: 12<sup>1</sup>/<sub>16</sub>"
- Box and M drawer depth: 18<sup>3</sup>/<sub>8</sub>"
- File drawer height: 9<sup>1</sup>/<sub>4</sub>"
- File drawer width: 12<sup>1</sup>/<sub>16</sub>"
- File drawer depth: 18<sup>3</sup>/<sub>8</sub>"
- Wide drawer height: 9<sup>9</sup>/<sub>16</sub>"
- Wide drawer width: 20<sup>3</sup>/<sub>4</sub>"
- Wide drawer depth: 22<sup>7</sup>/<sub>8</sub>"

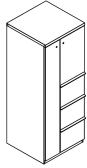
**Note:** All towers are configured from the top down with standard combinations of box and file drawers.

# Storage Towers Morrison Front

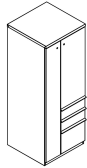
## 24" Wide Storage Towers

### 64" High

description	type	w	d	h	lock	pattern no.	P1	P2	P3
64" High tower with three file drawers and door and wardrobe (left hand shown)	left hand	23 7/8"	23 1/2"	63 5/16"	Y	MT3WSLH6424FFFL	\$3,252.	\$3,414.	\$3,583.
	right hand	23 7/8"	23 1/2"	63 5/16"	Y	MT3WSRH6424FFFL	3,252.	3,414.	3,583.



64" High tower with two box and one file drawer and door and wardrobe (left hand shown)	left hand	23 7/8"	23 1/2"	63 5/16"	Y	MT3WSLH6424BBFL	3,418.	3,584.	3,766.
	right hand	23 7/8"	23 1/2"	63 5/16"	Y	MT3WSRH6424BBFL	3,418.	3,584.	3,766.



Order Code	Specification Information
Example: <b>MT3SBLH5724BBFL-NJ</b>	
<b>MT3</b> Series 2 Morrison Front	
<b>SB</b> Side Access Bookcase	
<b>LH</b> Left Hand Access	
<b>57</b> 57" High	
<b>24</b> 24" Wide	
<b>B</b> Box Drawer	
<b>B</b> Box Drawer	
<b>F</b> File Drawer	
<b>L</b> Locking	
<b>NJ</b> Medium Grey paint finish	

**Specification Information**

For non-locking towers, deduct as follows from the list price for each unit: Deduct \$30 for (1) lock unit, \$60 for (2) lock unit, and \$75 for a (3) lock unit. Substitute the "L" suffix with an "N" within the pattern number to designate a non-locking unit, example (MT3SLH6424BBFN)

"M" drawers consisting of a box drawer body with a file drawer head are available by substituting any two "B" or any one "F" character within the pattern number, example (MT3SLH6424MFN). Multiple "M" drawers may be specified providing they equal the total modules available.

A 6" drawer, behind a cupboard door is available by adding the numeral 1 to the end of the pattern number, example (MT3SLH6424BBFL1)

- 15" w Side Access and Display towers include (1) lock.
- Single door towers, double door towers, 24" w and 30" w Side Access and Display towers include (2) locks. (Except full-height doors which include (1) lock)
- Front Access (only) towers with wardrobe include (3) locks. (Except full-height doors with wardrobe which include (2) locks)

**Note:** 6" drawer behind doors are not available within the wardrobe portion of towers. Drawers behind doors are painted black.

**Note: Drawer behind door list pricing is as follows: 1=\$255**

**Application Notes**

Hanging rails and other accessories are not included and must be ordered separately. Hanging rails are included for 24" and 30" wide lateral drawers only. (See *Tower Accessories for pricing and order entry information*)

Half depth adjustable shelves and coat hooks may be ordered separately allowing the cupboard area of the 15", 24" and 30" wide towers to support binders as well as shorter coats. (See *Tower Accessories for pricing and order entry information*)

**Critical Dimensions**

Dimensions under, **w**, **d** and **h** are actual to the nearest 1/16"

50", 57" and 64" Tower Internal Dimensions

- Box and M drawer height: 4 5/16"
- Box and M drawer width: 12 1/16"
- Box and M drawer depth: 18 3/8"
- File drawer height: 9 1/4"
- File drawer width: 12 1/16"
- File drawer depth: 18 3/8"
- Wide drawer height: 9 9/16"
- Wide drawer width: 20 3/4"
- Wide drawer depth: 22 7/8"

**Note:** All towers are configured from the top down with standard combinations of box and file drawers.



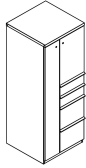
# Storage Towers Morrison Front

## 24" Wide Storage Towers

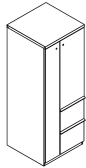
### 64" High

Series 2 Storage

description	type	w	d	h	lock	pattern no.	P1	P2	P3
64" High tower with two box and two file drawers and door and wardrobe (left hand shown)	left hand	23 <sup>7</sup> / <sub>8</sub> "	23 <sup>1</sup> / <sub>2</sub> "	63 <sup>3</sup> / <sub>16</sub> "	Y	MT3WSLH6424BBFFL	\$3,534.	\$3,709.	\$3,896.
	right hand	23 <sup>7</sup> / <sub>8</sub> "	23 <sup>1</sup> / <sub>2</sub> "	63 <sup>3</sup> / <sub>16</sub> "	Y	MT3WSRH6424BBFFL	3,534.	3,709.	3,896.



64" High tower with two file drawers and door and wardrobe (left hand shown)	left hand	23 <sup>7</sup> / <sub>8</sub> "	23 <sup>1</sup> / <sub>2</sub> "	63 <sup>3</sup> / <sub>16</sub> "	Y	MT3WSLH6424FFL	2,746.	2,882.	3,028.
	right hand	23 <sup>7</sup> / <sub>8</sub> "	23 <sup>1</sup> / <sub>2</sub> "	63 <sup>3</sup> / <sub>16</sub> "	Y	MT3WSRH6424FFL	2,746.	2,882.	3,028.



#### Order Code

Example:	<b>MT3SBLH5724BBFL-NJ</b>
<b>MT3</b>	Series 2 Morrison Front
<b>SB</b>	Side Access Bookcase
<b>LH</b>	Left Hand Access
<b>57</b>	57" High
<b>24</b>	24" Wide
<b>B</b>	Box Drawer
<b>B</b>	Box Drawer
<b>F</b>	File Drawer
<b>L</b>	Locking
<b>NJ</b>	Medium Grey paint finish

#### Specification Information

For non-locking towers, deduct as follows from the list price for each unit: Deduct \$30 for (1) lock unit, \$60 for (2) lock unit, and \$75 for a (3) lock unit. Substitute the "L" suffix with an "N" within the pattern number to designate a non-locking unit, example (MT3SLH6424BBFN)

"M" drawers consisting of a box drawer body with a file drawer head are available by substituting any two "B" or any one "F" character within the pattern number, example (MT3SLH6424MFN). Multiple "M" drawers may be specified providing they equal the total modules available.

A 6" drawer, behind a cupboard door is available by adding the numeral 1 to the end of the pattern number, example (MT3SLH6424BBFL1)

- 15" w Side Access and Display towers include (1) lock.
- Single door towers, double door towers, 24" w and 30" w Side Access and Display towers include (2) locks. (Except full-height doors which include (1) lock)
- Front Access (only) towers with wardrobe include (3) locks. (Except full-height doors with wardrobe which include (2) locks)

**Note:** 6" drawer behind doors are not available within the wardrobe portion of towers. Drawers behind doors are painted black.

**Note: Drawer behind door list pricing is as follows: 1=\$255**

#### Application Notes

Hanging rails and other accessories are not included and must be ordered separately. Hanging rails are included for 24" and 30" wide lateral drawers only. (See *Tower Accessories for pricing and order entry information*)

Half depth adjustable shelves and coat hooks may be ordered separately allowing the cupboard area of the 15", 24" and 30" wide towers to support binders as well as shorter coats. (See *Tower Accessories for pricing and order entry information*)

#### Critical Dimensions

Dimensions under, **w**, **d** and **h** are actual to the nearest <sup>1</sup>/<sub>16</sub>"

50", 57" and 64" Tower Internal Dimensions

- Box and M drawer height: 4<sup>5</sup>/<sub>16</sub>"
- Box and M drawer width: 12<sup>1</sup>/<sub>16</sub>"
- Box and M drawer depth: 18<sup>3</sup>/<sub>8</sub>"
- File drawer height: 9<sup>1</sup>/<sub>4</sub>"
- File drawer width: 12<sup>1</sup>/<sub>16</sub>"
- File drawer depth: 18<sup>3</sup>/<sub>8</sub>"
- Wide drawer height: 9<sup>9</sup>/<sub>16</sub>"
- Wide drawer width: 20<sup>3</sup>/<sub>4</sub>"
- Wide drawer depth: 22<sup>7</sup>/<sub>8</sub>"

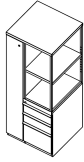
**Note:** All towers are configured from the top down with standard combinations of box and file drawers.

# Storage Towers Morrison Front

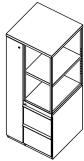
## 24" Wide Storage Towers

### 64" High

description	type	w	d	h	lock	pattern no.	P1	P2	P3
64" High Display tower with two box and one file drawer and wardrobe (left hand shown)	left hand	23 <sup>7</sup> / <sub>8</sub> "	23 <sup>1</sup> / <sub>2</sub> "	63 <sup>7</sup> / <sub>16</sub> "	Y	MT3WBDLH6424BBFL	\$3,456.	\$3,630.	\$3,813.
	right hand	23 <sup>7</sup> / <sub>8</sub> "	23 <sup>1</sup> / <sub>2</sub> "	63 <sup>7</sup> / <sub>16</sub> "	Y	MT3WBDRH6424BBFL	3,456.	3,630.	3,813.



64" High Display tower with two file drawers and wardrobe (left hand shown)	left hand	23 <sup>7</sup> / <sub>8</sub> "	23 <sup>1</sup> / <sub>2</sub> "	63 <sup>7</sup> / <sub>16</sub> "	Y	MT3WBDLH6424FFL	3,338.	3,507.	3,681.
	right hand	23 <sup>7</sup> / <sub>8</sub> "	23 <sup>1</sup> / <sub>2</sub> "	63 <sup>7</sup> / <sub>16</sub> "	Y	MT3WBDRH6424FFL	3,338.	3,507.	3,681.



Order Code	Specification Information
Example: <b>MT3SBLH5724BBFL-NJ</b>	
<b>MT3</b> Series 2 Morrison Front	
<b>SB</b> Side Access Bookcase	
<b>LH</b> Left Hand Access	
<b>57</b> 57" High	
<b>24</b> 24" Wide	
<b>B</b> Box Drawer	
<b>B</b> Box Drawer	
<b>F</b> File Drawer	
<b>L</b> Locking	
<b>NJ</b> Medium Grey paint finish	

**Specification Information**

For non-locking towers, deduct as follows from the list price for each unit: Deduct \$30 for (1) lock unit, \$60 for (2) lock unit, and \$75 for a (3) lock unit. Substitute the "L" suffix with an "N" within the pattern number to designate a non-locking unit, example (MT3SLH6424BBFN)

"M" drawers consisting of a box drawer body with a file drawer head are available by substituting any two "B" or any one "F" character within the pattern number, example (MT3SLH6424MFN). Multiple "M" drawers may be specified providing they equal the total modules available.

A 6" drawer, behind a cupboard door is available by adding the numeral 1 to the end of the pattern number, example (MT3SLH6424BBFL1)

- 15" w Side Access and Display towers include (1) lock.
- Single door towers, double door towers, 24" w and 30" w Side Access and Display towers include (2) locks. (Except full-height doors which include (1) lock)
- Front Access (only) towers with wardrobe include (3) locks. (Except full-height doors with wardrobe which include (2) locks)

**Note:** 6" drawer behind doors are not available within the wardrobe portion of towers. Drawers behind doors are painted black.

**Note: Drawer behind door list pricing is as follows: 1=\$255**

**Application Notes**

Hanging rails and other accessories are not included and must be ordered separately. Hanging rails are included for 24" and 30" wide lateral drawers only. (See *Tower Accessories for pricing and order entry information*)

Half depth adjustable shelves and coat hooks may be ordered separately allowing the cupboard area of the 15", 24" and 30" wide towers to support binders as well as shorter coats. (See *Tower Accessories for pricing and order entry information*)

Critical Dimensions
Dimensions under, <b>w</b> , <b>d</b> and <b>h</b> are actual to the nearest <sup>1</sup> / <sub>16</sub> "
50", 57" and 64" Tower Internal Dimensions
<ul style="list-style-type: none"> <li>• Box and M drawer height: 4<sup>5</sup>/<sub>16</sub>"</li> <li>• Box and M drawer width: 12<sup>1</sup>/<sub>16</sub>"</li> <li>• Box and M drawer depth: 18<sup>3</sup>/<sub>8</sub>"</li> <li>• File drawer height: 9<sup>1</sup>/<sub>4</sub>"</li> <li>• File drawer width: 12<sup>1</sup>/<sub>16</sub>"</li> <li>• File drawer depth: 18<sup>3</sup>/<sub>8</sub>"</li> <li>• Wide drawer height: 9<sup>7</sup>/<sub>16</sub>"</li> <li>• Wide drawer width: 20<sup>3</sup>/<sub>4</sub>"</li> <li>• Wide drawer depth: 22<sup>7</sup>/<sub>8</sub>"</li> </ul>
<b>Note:</b> All towers are configured from the top down with standard combinations of box and file drawers.

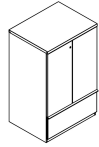
# Storage Towers Morrison Front

## 30" Wide Storage Towers

### 50" High

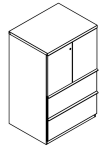
Series 2 Storage

description	type	w	d	h	lock	pattern no.	P1	P2	P3
50" High Double Door tower with one wide drawer		29 <sup>7</sup> / <sub>8</sub> "	23 <sup>1</sup> / <sub>2</sub> "	48 <sup>5</sup> / <sub>16</sub> "	Y	MT3D5030WL	\$3,122.	\$3,277.	\$3,441.



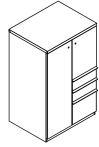
24" and 30" wide double door cabinets may be ordered with a grommet option located in the back of the case by adding a "G" between the 4th and 5th character of the pattern number, example (MT3D**G**6424WL). Add \$100 list for this option. **Note:** By adding a "G" option, the cabinet will also receive AV hinged doors.

50" High Double Door tower with two wide drawers		29 <sup>7</sup> / <sub>8</sub> "	23 <sup>1</sup> / <sub>2</sub> "	48 <sup>5</sup> / <sub>16</sub> "	Y	MT3D5030WWL	3,736.	3,925.	4,118.
--------------------------------------------------	--	----------------------------------	----------------------------------	-----------------------------------	---	-------------	--------	--------	--------



24" and 30" wide double door cabinets may be ordered with a grommet option located in the back of the case by adding a "G" between the 4th and 5th character of the pattern number, example (MT3D**G**6424WL). Add \$100 list for this option. **Note:** By adding a "G" option, the cabinet will also receive AV hinged doors.

50" High tower with two box and one file drawer and door and wardrobe (left hand shown)	left hand	29 <sup>7</sup> / <sub>8</sub> "	23 <sup>1</sup> / <sub>2</sub> "	48 <sup>5</sup> / <sub>16</sub> "	Y	MT3WSLH5030BBFL	3,102.	3,255.	3,421.
	right hand	29 <sup>7</sup> / <sub>8</sub> "	23 <sup>1</sup> / <sub>2</sub> "	48 <sup>5</sup> / <sub>16</sub> "	Y	MT3WSRH5030BBFL	3,102.	3,255.	3,421.



#### Order Code

Example:	<b>DT3WSBL5730BBFL-NJ</b>
<b>MT3</b>	Series 2 Morrison Front
<b>WS</b>	Wardrobe and Single Doors
<b>LH</b>	Left Hand Access
<b>57</b>	57" High
<b>30</b>	30" Wide
<b>B</b>	Box Drawer
<b>B</b>	Box Drawer
<b>F</b>	File Drawer
<b>L</b>	Locking
<b>NJ</b>	Medium Grey paint finish

#### Specification Information

For non-locking towers, deduct as follows from the list price for each unit: Deduct \$30 for (1) lock unit, \$60 for (2) lock unit, and \$75 for a (3) lock unit. Substitute the "L" suffix with an "N" within the pattern number to designate a non-locking unit, example (MT3WSLH5030BBFN)

"M" drawers consisting of a box drawer body with a file drawer head are available by substituting any two "B" or any one "F" character within the pattern number, example (MT3WSLH5030MFN). Multiple "M" drawers may be specified providing they equal the total modules available.

A 6" drawer, behind a cupboard door is available by adding the numeral 1 to the end of the pattern number, example (MT3WSLH5030BBFL1)

- 15" w Side Access and Display towers include (1) lock.
- Single door towers, double door towers, 24" w and 30" w Side Access and Display towers include (2) locks. (Except full-height doors which include (1) lock)
- Front Access (only) towers with wardrobe include (3) locks. (Except full-height doors with wardrobe which include (2) locks)

**Note:** 6" drawer behind doors are not available within the wardrobe portion of towers. Drawers behind doors are painted black.

**Note: Drawer behind the doors list price is as follows: 1=\$255**

#### Application Notes

Hanging rails and other accessories are not included and must be ordered separately. Hanging rails are included with 24" and 30" wide lateral drawers only. (See *Tower Accessories for pricing and order entry information*)

Half depth adjustable shelves and coat hooks may be ordered separately allowing the cupboard area of the 15", 24" and 30" wide towers to support binders as well as shorter coats. (See *Tower Accessories for pricing and order entry information*)

#### Critical Dimensions

Dimensions under, **w**, **d** and **h** are actual to the nearest 1/16"

50", 57" and 64" Tower Internal Dimensions

- Box and M drawer height: 4<sup>5</sup>/<sub>16</sub>"
- Box and M drawer width: 12<sup>1</sup>/<sub>16</sub>"
- Box and M drawer depth: 18<sup>3</sup>/<sub>8</sub>"
- File drawer height: 9<sup>1</sup>/<sub>4</sub>"
- File drawer width: 12<sup>1</sup>/<sub>16</sub>"
- File drawer depth: 18<sup>3</sup>/<sub>8</sub>"
- Wide drawer height: 9<sup>9</sup>/<sub>16</sub>"
- Wide drawer width: 20<sup>3</sup>/<sub>4</sub>"
- Wide drawer depth: 22<sup>7</sup>/<sub>8</sub>"

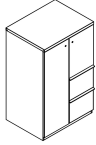
**Note:** All towers are configured from the top down with standard combinations of box and file drawers.

# Storage Towers Morrison Front

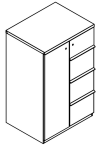
## 30" Wide Storage Towers

### 50" High

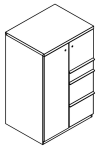
description	type	w	d	h	lock	pattern no.	P1	P2	P3
50" High tower with two file drawers and door and wardrobe (left hand shown)	left hand	29 <sup>7</sup> / <sub>8</sub> "	23 <sup>1</sup> / <sub>2</sub> "	48 <sup>5</sup> / <sub>16</sub> "	Y	MT3WSLH5030FFFL	\$2,872.	\$3,014.	\$3,164.
	right hand	29 <sup>7</sup> / <sub>8</sub> "	23 <sup>1</sup> / <sub>2</sub> "	48 <sup>5</sup> / <sub>16</sub> "	Y	MT3WSRH5030FFFL	2,872.	3,014.	3,164.



50" High tower with three file drawers and door and wardrobe (left hand shown)	left hand	29 <sup>7</sup> / <sub>8</sub> "	23 <sup>1</sup> / <sub>2</sub> "	48 <sup>5</sup> / <sub>16</sub> "	Y	MT3WSLH5030FFFL	3,159.	3,315.	3,484.
	right hand	29 <sup>7</sup> / <sub>8</sub> "	23 <sup>1</sup> / <sub>2</sub> "	48 <sup>5</sup> / <sub>16</sub> "	Y	MT3WSRH5030FFFL	3,159.	3,315.	3,484.



50" High tower with one box and two file drawers and door and wardrobe (left hand shown)	left hand	29 <sup>7</sup> / <sub>8</sub> "	23 <sup>1</sup> / <sub>2</sub> "	48 <sup>5</sup> / <sub>16</sub> "	Y	MT3WSLH5030BFFL	3,129.	3,288.	3,450.
	right hand	29 <sup>7</sup> / <sub>8</sub> "	23 <sup>1</sup> / <sub>2</sub> "	48 <sup>5</sup> / <sub>16</sub> "	Y	MT3WSRH5030BFFL	3,129.	3,288.	3,450.



Order Code	Specification Information	Critical Dimensions																				
<p>Example: <b>DT3WSBL5730BBFL-NJ</b></p> <table border="1"> <tr> <td><b>MT3</b></td> <td>Series 2 Morrison Front</td> </tr> <tr> <td><b>WS</b></td> <td>Wardrobe and Single Doors</td> </tr> <tr> <td><b>LH</b></td> <td>Left Hand Access</td> </tr> <tr> <td><b>57</b></td> <td>57" High</td> </tr> <tr> <td><b>30</b></td> <td>30" Wide</td> </tr> <tr> <td><b>B</b></td> <td>Box Drawer</td> </tr> <tr> <td><b>B</b></td> <td>Box Drawer</td> </tr> <tr> <td><b>F</b></td> <td>File Drawer</td> </tr> <tr> <td><b>L</b></td> <td>Locking</td> </tr> <tr> <td><b>NJ</b></td> <td>Medium Grey paint finish</td> </tr> </table>	<b>MT3</b>	Series 2 Morrison Front	<b>WS</b>	Wardrobe and Single Doors	<b>LH</b>	Left Hand Access	<b>57</b>	57" High	<b>30</b>	30" Wide	<b>B</b>	Box Drawer	<b>B</b>	Box Drawer	<b>F</b>	File Drawer	<b>L</b>	Locking	<b>NJ</b>	Medium Grey paint finish	<p>For non-locking towers, deduct as follows from the list price for each unit: Deduct \$30 for (1) lock unit, \$60 for (2) lock unit, and \$75 for a (3) lock unit. Substitute the "L" suffix with an "N" within the pattern number to designate a non-locking unit, example (MT3WSLH5030BBFN)</p> <p>"M" drawers consisting of a box drawer body with a file drawer head are available by substituting any two "B" or any one "F" character within the pattern number, example (MT3WSLH5030MFN). Multiple "M" drawers may be specified providing they equal the total modules available.</p> <p>A 6" drawer, behind a cupboard door is available by adding the numeral 1 to the end of the pattern number, example (MT3WSLH5030BBFL1)</p> <ul style="list-style-type: none"> <li>15" w Side Access and Display towers include (1) lock.</li> <li>Single door towers, double door towers, 24" w and 30" w Side Access and Display towers include (2) locks. (Except full-height doors which include (1) lock)</li> <li>Front Access (only) towers with wardrobe include (3) locks. (Except full-height doors with wardrobe which include (2) locks)</li> </ul>	<p>Dimensions under, <b>w</b>, <b>d</b> and <b>h</b> are actual to the nearest 1/16"</p> <p>50", 57" and 64" Tower Internal Dimensions</p> <ul style="list-style-type: none"> <li>Box and M drawer height: 4<sup>5</sup>/<sub>16</sub>"</li> <li>Box and M drawer width: 12<sup>1</sup>/<sub>16</sub>"</li> <li>Box and M drawer depth: 18<sup>3</sup>/<sub>8</sub>"</li> <li>File drawer height: 9<sup>1</sup>/<sub>4</sub>"</li> <li>File drawer width: 12<sup>1</sup>/<sub>16</sub>"</li> <li>File drawer depth: 18<sup>3</sup>/<sub>8</sub>"</li> <li>Wide drawer height: 9<sup>7</sup>/<sub>16</sub>"</li> <li>Wide drawer width: 20<sup>3</sup>/<sub>4</sub>"</li> <li>Wide drawer depth: 22<sup>7</sup>/<sub>8</sub>"</li> </ul> <p><b>Note:</b> All towers are configured from the top down with standard combinations of box and file drawers.</p>
<b>MT3</b>	Series 2 Morrison Front																					
<b>WS</b>	Wardrobe and Single Doors																					
<b>LH</b>	Left Hand Access																					
<b>57</b>	57" High																					
<b>30</b>	30" Wide																					
<b>B</b>	Box Drawer																					
<b>B</b>	Box Drawer																					
<b>F</b>	File Drawer																					
<b>L</b>	Locking																					
<b>NJ</b>	Medium Grey paint finish																					
	<p><b>Note:</b> 6" drawer behind doors are not available within the wardrobe portion of towers. Drawers behind doors are painted black.</p> <p><b>Note: Drawer behind the doors list price is as follows: 1=\$255</b></p> <p><b>Application Notes</b></p> <p>Hanging rails and other accessories are not included and must be ordered separately. Hanging rails are included with 24" and 30" wide lateral drawers only. (See <i>Tower Accessories for pricing and order entry information</i>)</p> <p>Half depth adjustable shelves and coat hooks may be ordered separately allowing the cupboard area of the 15", 24" and 30" wide towers to support binders as well as shorter coats. (See <i>Tower Accessories for pricing and order entry information</i>)</p>																					

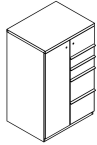
# Storage Towers Morrison Front

## 30" Wide Storage Towers

### 50" High

Series 2 Storage

description	type	w	d	h	lock	pattern no.	P1	P2	P3
50" High tower with two box and two file drawers and door and wardrobe (left hand shown)	left hand	29 <sup>7</sup> / <sub>8</sub> "	23 <sup>1</sup> / <sub>2</sub> "	48 <sup>3</sup> / <sub>16</sub> "	Y	MT3WSLH5030BBFFL	\$3,440.	\$3,611.	\$3,794.
	right hand	29 <sup>7</sup> / <sub>8</sub> "	23 <sup>1</sup> / <sub>2</sub> "	48 <sup>3</sup> / <sub>16</sub> "	Y	MT3WSRH5030BBFFL	3,440.	3,611.	3,794.



#### Order Code

Example:	<b>DT3WSBL5730BBFL-NJ</b>
<b>MT3</b>	Series 2 Morrison Front
<b>WS</b>	Wardrobe and Single Doors
<b>LH</b>	Left Hand Access
<b>57</b>	57" High
<b>30</b>	30" Wide
<b>B</b>	Box Drawer
<b>B</b>	Box Drawer
<b>F</b>	File Drawer
<b>L</b>	Locking
<b>NJ</b>	Medium Grey paint finish

#### Specification Information

For non-locking towers, deduct as follows from the list price for each unit: Deduct \$30 for (1) lock unit, \$60 for (2) lock unit, and \$75 for a (3) lock unit. Substitute the "L" suffix with an "N" within the pattern number to designate a non-locking unit, example (MT3WSLH5030BBFN)

"M" drawers consisting of a box drawer body with a file drawer head are available by substituting any two "B" or any one "F" character within the pattern number, example (MT3WSLH5030MFN). Multiple "M" drawers may be specified providing they equal the total modules available.

A 6" drawer, behind a cupboard door is available by adding the numeral 1 to the end of the pattern number, example (MT3WSLH5030BBFL1)

- 15" w Side Access and Display towers include (1) lock.
- Single door towers, double door towers, 24" w and 30" w Side Access and Display towers include (2) locks. (Except full-height doors which include (1) lock)
- Front Access (only) towers with wardrobe include (3) locks. (Except full-height doors with wardrobe which include (2) locks)

**Note:** 6" drawer behind doors are not available within the wardrobe portion of towers. Drawers behind doors are painted black.

**Note: Drawer behind the doors list price is as follows: 1=\$255**

#### Application Notes

Hanging rails and other accessories are not included and must be ordered separately. Hanging rails are included with 24" and 30" wide lateral drawers only. (See *Tower Accessories for pricing and order entry information*)

Half depth adjustable shelves and coat hooks may be ordered separately allowing the cupboard area of the 15", 24" and 30" wide towers to support binders as well as shorter coats. (See *Tower Accessories for pricing and order entry information*)

#### Critical Dimensions

Dimensions under, **w**, **d** and **h** are actual to the nearest <sup>1</sup>/<sub>16</sub>"

50", 57" and 64" Tower Internal Dimensions

- Box and M drawer height: 4<sup>3</sup>/<sub>16</sub>"
- Box and M drawer width: 12<sup>1</sup>/<sub>16</sub>"
- Box and M drawer depth: 18<sup>3</sup>/<sub>8</sub>"
- File drawer height: 9<sup>1</sup>/<sub>4</sub>"
- File drawer width: 12<sup>1</sup>/<sub>16</sub>"
- File drawer depth: 18<sup>3</sup>/<sub>8</sub>"
- Wide drawer height: 9<sup>7</sup>/<sub>16</sub>"
- Wide drawer width: 20<sup>3</sup>/<sub>4</sub>"
- Wide drawer depth: 22<sup>7</sup>/<sub>8</sub>"

**Note:** All towers are configured from the top down with standard combinations of box and file drawers.

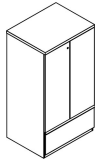
# Storage Towers Morrison Front

## 30" Wide Storage Towers

### 57" High

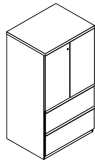
description	type	w	d	h	lock	pattern no.	P1	P2	P3
-------------	------	---	---	---	------	-------------	----	----	----

57" High Double Door tower with one wide drawer		29 <sup>7</sup> / <sub>8</sub> "	23 <sup>1</sup> / <sub>2</sub> "	56 <sup>3</sup> / <sub>16</sub> "	Y	MT3D5730WL	\$3,204.	\$3,683.	\$3,839.
-------------------------------------------------	--	----------------------------------	----------------------------------	-----------------------------------	---	------------	----------	----------	----------



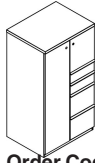
24" and 30" wide double door cabinets may be ordered with a grommet option located in the back of the case by adding a "G" between the 4th and 5th character of the pattern number, example (MT3DG6424WL). Add \$100 list for this option. **Note:** By adding a "G" option, the cabinet will also receive AV hinged doors.

57" High Double Door tower with two wide drawers		29 <sup>7</sup> / <sub>8</sub> "	23 <sup>1</sup> / <sub>2</sub> "	56 <sup>3</sup> / <sub>16</sub> "	Y	MT3D5730WWL	3,899.	4,482.	4,677.
--------------------------------------------------	--	----------------------------------	----------------------------------	-----------------------------------	---	-------------	--------	--------	--------



24" and 30" wide double door cabinets may be ordered with a grommet option located in the back of the case by adding a "G" between the 4th and 5th character of the pattern number, example (MT3DG6424WL). Add \$100 list for this option. **Note:** By adding a "G" option, the cabinet will also receive AV hinged doors.

57" High tower with two box and two file drawers and door and wardrobe (left hand shown)	left hand	29 <sup>7</sup> / <sub>8</sub> "	23 <sup>1</sup> / <sub>2</sub> "	56 <sup>3</sup> / <sub>16</sub> "	Y	MT3WSLH5730BBFFL	3,527.	4,058.	4,232.
	right hand	29 <sup>7</sup> / <sub>8</sub> "	23 <sup>1</sup> / <sub>2</sub> "	56 <sup>3</sup> / <sub>16</sub> "	Y	MT3WSRH5730BBFFL	3,527.	4,058.	4,232.



#### Order Code

Example:	DT3WSBL5730BBFL-NJ
MT3	Series 2 Morrison Front
WS	Wardrobe and Single Doors
LH	Left Hand Access
57	57" High
30	30" Wide
B	Box Drawer
B	Box Drawer
F	File Drawer
L	Locking
NJ	Medium Grey paint finish

#### Specification Information

For non-locking towers, deduct as follows from the list price for each unit: Deduct \$30 for (1) lock unit, \$60 for (2) lock unit, and \$75 for a (3) lock unit. Substitute the "L" suffix with an "N" within the pattern number to designate a non-locking unit, example (MT3WSLH5030BBFN)

"M" drawers consisting of a box drawer body with a file drawer head are available by substituting any two "B" or any one "F" character within the pattern number, example (MT3WSLH5030MFN). Multiple "M" drawers may be specified providing they equal the total modules available.

A 6" drawer, behind a cupboard door is available by adding the numeral 1 to the end of the pattern number, example (MT3WSLH5030BBFL1)

- 15" w Side Access and Display towers include (1) lock.
- Single door towers, double door towers, 24" w and 30" w Side Access and Display towers include (2) locks. (Except full-height doors which include (1) lock)
- Front Access (only) towers with wardrobe include (3) locks. (Except full-height doors with wardrobe which include (2) locks)

**Note:** 6" drawer behind doors are not available within the wardrobe portion of towers. Drawers behind doors are painted black.

**Note: Drawer behind the doors list price is as follows: 1=\$255**

#### Application Notes

Hanging rails and other accessories are not included and must be ordered separately. Hanging rails are included with 24" and 30" wide lateral drawers only. (See *Tower Accessories for pricing and order entry information*)

Half depth adjustable shelves and coat hooks may be ordered separately allowing the cupboard area of the 15", 24" and 30" wide towers to support binders as well as shorter coats. (See *Tower Accessories for pricing and order entry information*)

#### Critical Dimensions

Dimensions under, **w**, **d** and **h** are actual to the nearest 1/16"

50", 57" and 64" Tower Internal Dimensions

- Box and M drawer height: 4<sup>3</sup>/<sub>16</sub>"
- Box and M drawer width: 12<sup>1</sup>/<sub>16</sub>"
- Box and M drawer depth: 18<sup>3</sup>/<sub>8</sub>"
- File drawer height: 9<sup>1</sup>/<sub>4</sub>"
- File drawer width: 12<sup>1</sup>/<sub>16</sub>"
- File drawer depth: 18<sup>3</sup>/<sub>8</sub>"
- Wide drawer height: 9<sup>9</sup>/<sub>16</sub>"
- Wide drawer width: 20<sup>3</sup>/<sub>4</sub>"
- Wide drawer depth: 22<sup>7</sup>/<sub>8</sub>"

**Note:** All towers are configured from the top down with standard combinations of box and file drawers.

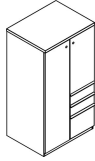
# Storage Towers Morrison Front

## 30" Wide Storage Towers

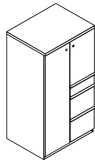
### 57" High

Series 2 Storage

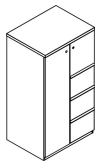
description	type	w	d	h	lock	pattern no.	P1	P2	P3
57" High tower with two box and one file drawer and door and wardrobe (left hand shown)	left hand	29 <sup>7</sup> / <sub>8</sub> "	23 <sup>1</sup> / <sub>2</sub> "	56 <sup>3</sup> / <sub>16</sub> "	Y	MT3WSLH5730BBFL	\$3,250.	\$3,737.	\$3,899.
	right hand	29 <sup>7</sup> / <sub>8</sub> "	23 <sup>1</sup> / <sub>2</sub> "	56 <sup>3</sup> / <sub>16</sub> "	Y	MT3WSRH5730BBFL	3,250.	3,737.	3,899.



57" High tower with one box and two file drawers and door and wardrobe (left hand shown)	left hand	29 <sup>7</sup> / <sub>8</sub> "	23 <sup>1</sup> / <sub>2</sub> "	56 <sup>3</sup> / <sub>16</sub> "	Y	MT3WSLH5730BFFL	3,257.	3,750.	3,908.
	right hand	29 <sup>7</sup> / <sub>8</sub> "	23 <sup>1</sup> / <sub>2</sub> "	56 <sup>3</sup> / <sub>16</sub> "	Y	MT3WSRH5730BFFL	3,257.	3,750.	3,908.



57" High tower with three file drawers and door and wardrobe (left hand shown)	left hand	29 <sup>7</sup> / <sub>8</sub> "	23 <sup>1</sup> / <sub>2</sub> "	56 <sup>3</sup> / <sub>16</sub> "	Y	MT3WSLH5730FFFL	3,249.	3,736.	3,896.
	right hand	29 <sup>7</sup> / <sub>8</sub> "	23 <sup>1</sup> / <sub>2</sub> "	56 <sup>3</sup> / <sub>16</sub> "	Y	MT3WSRH5730FFFL	3,249.	3,736.	3,896.



#### Order Code

Example:	<b>DT3WSBL5730BBFL-NJ</b>
<b>MT3</b>	Series 2 Morrison Front
<b>WS</b>	Wardrobe and Single Doors
<b>LH</b>	Left Hand Access
<b>57</b>	57" High
<b>30</b>	30" Wide
<b>B</b>	Box Drawer
<b>B</b>	Box Drawer
<b>F</b>	File Drawer
<b>L</b>	Locking
<b>NJ</b>	Medium Grey paint finish

#### Specification Information

For non-locking towers, deduct as follows from the list price for each unit: Deduct \$30 for (1) lock unit, \$60 for (2) lock unit, and \$75 for a (3) lock unit. Substitute the "L" suffix with an "N" within the pattern number to designate a non-locking unit, example (MT3WSLH5030BBFN)

"M" drawers consisting of a box drawer body with a file drawer head are available by substituting any two "B" or any one "F" character within the pattern number, example (MT3WSLH5030MFN). Multiple "M" drawers may be specified providing they equal the total modules available.

A 6" drawer, behind a cupboard door is available by adding the numeral 1 to the end of the pattern number, example (MT3WSLH5030BBFL1)

- 15" w Side Access and Display towers include (1) lock.
- Single door towers, double door towers, 24" w and 30" w Side Access and Display towers include (2) locks. (Except full-height doors which include (1) lock)
- Front Access (only) towers with wardrobe include (3) locks. (Except full-height doors with wardrobe which include (2) locks)

**Note:** 6" drawer behind doors are not available within the wardrobe portion of towers. Drawers behind doors are painted black.

**Note: Drawer behind the doors list price is as follows: 1=\$255**

#### Application Notes

Hanging rails and other accessories are not included and must be ordered separately. Hanging rails are included with 24" and 30" wide lateral drawers only. (See *Tower Accessories for pricing and order entry information*)

Half depth adjustable shelves and coat hooks may be ordered separately allowing the cupboard area of the 15", 24" and 30" wide towers to support binders as well as shorter coats. (See *Tower Accessories for pricing and order entry information*)

#### Critical Dimensions

Dimensions under, **w**, **d** and **h** are actual to the nearest 1/16"

50", 57" and 64" Tower Internal Dimensions

- Box and M drawer height: 4<sup>7</sup>/<sub>16</sub>"
- Box and M drawer width: 12<sup>1</sup>/<sub>16</sub>"
- Box and M drawer depth: 18<sup>3</sup>/<sub>8</sub>"
- File drawer height: 9<sup>1</sup>/<sub>4</sub>"
- File drawer width: 12<sup>1</sup>/<sub>16</sub>"
- File drawer depth: 18<sup>3</sup>/<sub>8</sub>"
- Wide drawer height: 9<sup>7</sup>/<sub>16</sub>"
- Wide drawer width: 20<sup>3</sup>/<sub>4</sub>"
- Wide drawer depth: 22<sup>7</sup>/<sub>8</sub>"

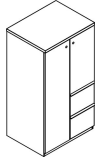
**Note:** All towers are configured from the top down with standard combinations of box and file drawers.

# Storage Towers Morrison Front

## 30" Wide Storage Towers

### 57" High

description	type	w	d	h	lock	pattern no.	P1	P2	P3
57" High tower with two file drawers and door and wardrobe (left hand shown)	left hand	29 <sup>7</sup> / <sub>8</sub> "	23 <sup>1</sup> / <sub>2</sub> "	56 <sup>3</sup> / <sub>16</sub> "	Y	MT3WSLH5730FFL	\$3,022.	\$3,475.	\$3,625.
	right hand	29 <sup>7</sup> / <sub>8</sub> "	23 <sup>1</sup> / <sub>2</sub> "	56 <sup>3</sup> / <sub>16</sub> "	Y	MT3WSRH5730FFL	3,022.	3,475.	3,625.



Order Code	Specification Information	Critical Dimensions																				
<p>Example: <b>DT3WSBL5730BBFL-NJ</b></p> <table border="1"> <tr> <td><b>MT3</b></td> <td>Series 2 Morrison Front</td> </tr> <tr> <td><b>WS</b></td> <td>Wardrobe and Single Doors</td> </tr> <tr> <td><b>LH</b></td> <td>Left Hand Access</td> </tr> <tr> <td><b>57</b></td> <td>57" High</td> </tr> <tr> <td><b>30</b></td> <td>30" Wide</td> </tr> <tr> <td><b>B</b></td> <td>Box Drawer</td> </tr> <tr> <td><b>B</b></td> <td>Box Drawer</td> </tr> <tr> <td><b>F</b></td> <td>File Drawer</td> </tr> <tr> <td><b>L</b></td> <td>Locking</td> </tr> <tr> <td><b>NJ</b></td> <td>Medium Grey paint finish</td> </tr> </table>	<b>MT3</b>	Series 2 Morrison Front	<b>WS</b>	Wardrobe and Single Doors	<b>LH</b>	Left Hand Access	<b>57</b>	57" High	<b>30</b>	30" Wide	<b>B</b>	Box Drawer	<b>B</b>	Box Drawer	<b>F</b>	File Drawer	<b>L</b>	Locking	<b>NJ</b>	Medium Grey paint finish	<p>For non-locking towers, deduct as follows from the list price for each unit: Deduct \$30 for (1) lock unit, \$60 for (2) lock unit, and \$75 for a (3) lock unit. Substitute the "L" suffix with an "N" within the pattern number to designate a non-locking unit, example (MT3WSLH5030BBFN)</p> <p>"M" drawers consisting of a box drawer body with a file drawer head are available by substituting any two "B" or any one "F" character within the pattern number, example (MT3WSLH5030MFN). Multiple "M" drawers may be specified providing they equal the total modules available.</p> <p>A 6" drawer, behind a cupboard door is available by adding the numeral 1 to the end of the pattern number, example (MT3WSLH5030BBFL1)</p> <ul style="list-style-type: none"> <li>• 15" w Side Access and Display towers include (1) lock.</li> <li>• Single door towers, double door towers, 24" w and 30" w Side Access and Display towers include (2) locks. (Except full-height doors which include (1) lock)</li> <li>• Front Access (only) towers with wardrobe include (3) locks. (Except full-height doors with wardrobe which include (2) locks)</li> </ul>	<p>Dimensions under, <b>w</b>, <b>d</b> and <b>h</b> are actual to the nearest 1/16"</p> <p>50", 57" and 64" Tower Internal Dimensions</p> <ul style="list-style-type: none"> <li>• Box and M drawer height: 4<sup>7</sup>/<sub>16</sub>"</li> <li>• Box and M drawer width: 12<sup>1</sup>/<sub>16</sub>"</li> <li>• Box and M drawer depth: 18<sup>3</sup>/<sub>8</sub>"</li> <li>• File drawer height: 9<sup>1</sup>/<sub>4</sub>"</li> <li>• File drawer width: 12<sup>1</sup>/<sub>16</sub>"</li> <li>• File drawer depth: 18<sup>3</sup>/<sub>8</sub>"</li> <li>• Wide drawer height: 9<sup>7</sup>/<sub>16</sub>"</li> <li>• Wide drawer width: 20<sup>3</sup>/<sub>4</sub>"</li> <li>• Wide drawer depth: 22<sup>7</sup>/<sub>8</sub>"</li> </ul> <p><b>Note:</b> All towers are configured from the top down with standard combinations of box and file drawers.</p>
<b>MT3</b>	Series 2 Morrison Front																					
<b>WS</b>	Wardrobe and Single Doors																					
<b>LH</b>	Left Hand Access																					
<b>57</b>	57" High																					
<b>30</b>	30" Wide																					
<b>B</b>	Box Drawer																					
<b>B</b>	Box Drawer																					
<b>F</b>	File Drawer																					
<b>L</b>	Locking																					
<b>NJ</b>	Medium Grey paint finish																					
	<p><b>Note:</b> 6" drawer behind doors are not available within the wardrobe portion of towers. Drawers behind doors are painted black.</p> <p><b>Note: Drawer behind the doors list price is as follows: 1=\$255</b></p> <p><b>Application Notes</b></p> <p>Hanging rails and other accessories are not included and must be ordered separately. Hanging rails are included with 24" and 30" wide lateral drawers only. (See <i>Tower Accessories for pricing and order entry information</i>)</p> <p>Half depth adjustable shelves and coat hooks may be ordered separately allowing the cupboard area of the 15", 24" and 30" wide towers to support binders as well as shorter coats. (See <i>Tower Accessories for pricing and order entry information</i>)</p>																					



# Storage Towers Morrison Front

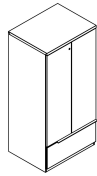
## 30" Wide Storage Towers

### 64" High

Series 2 Storage

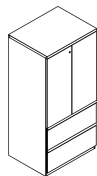
description	type	w	d	h	lock	pattern no.	P1	P2	P3
-------------	------	---	---	---	------	-------------	----	----	----

64" High Double Door tower with one wide drawer		29 <sup>7</sup> / <sub>8</sub> "	23 <sup>1</sup> / <sub>2</sub> "	63 <sup>5</sup> / <sub>16</sub> "	Y	<b>MT3D6430WL</b>	\$3,271.	\$3,434.	\$3,607.
-------------------------------------------------	--	----------------------------------	----------------------------------	-----------------------------------	---	-------------------	----------	----------	----------



24" and 30" wide double door cabinets may be ordered with a grommet option located in the back of the case by adding a "G" between the 4th and 5th character of the pattern number, example (MT3D**G**6424WL). Add \$100 list for this option. **Note:** By adding a "G" option, the cabinet will also receive AV hinged doors.

64" High Double Door tower with two wide drawers		29 <sup>7</sup> / <sub>8</sub> "	23 <sup>1</sup> / <sub>2</sub> "	63 <sup>5</sup> / <sub>16</sub> "	Y	<b>MT3D6430WWL</b>	3,927.	4,124.	4,329.
--------------------------------------------------	--	----------------------------------	----------------------------------	-----------------------------------	---	--------------------	--------	--------	--------



24" and 30" wide double door cabinets may be ordered with a grommet option located in the back of the case by adding a "G" between the 4th and 5th character of the pattern number, example (MT3D**G**6424WL). Add \$100 list for this option. **Note:** By adding a "G" option, the cabinet will also receive AV hinged doors.

#### Order Code

Example:	<b>DT3WSBL5730BBFL-NJ</b>
<b>MT3</b>	Series 2 Morrison Front
<b>WS</b>	Wardrobe and Single Doors
<b>LH</b>	Left Hand Access
<b>57</b>	57" High
<b>30</b>	30" Wide
<b>B</b>	Box Drawer
<b>B</b>	Box Drawer
<b>F</b>	File Drawer
<b>L</b>	Locking
<b>NJ</b>	Medium Grey paint finish

#### Specification Information

For non-locking towers, deduct as follows from the list price for each unit: Deduct \$30 for (1) lock unit, \$60 for (2) lock unit, and \$75 for a (3) lock unit. Substitute the "L" suffix with an "N" within the pattern number to designate a non-locking unit, example (MT3WSLH5030BBFN)

"M" drawers consisting of a box drawer body with a file drawer head are available by substituting any two "B" or any one "F" character within the pattern number, example (MT3WSLH5030MFN). Multiple "M" drawers may be specified providing they equal the total modules available.

A 6" drawer, behind a cupboard door is available by adding the numeral 1 to the end of the pattern number, example (MT3WSLH5030BBFL1)

- 15" w Side Access and Display towers include (1) lock.
- Single door towers, double door towers, 24" w and 30" w Side Access and Display towers include (2) locks. (Except full-height doors which include (1) lock)
- Front Access (only) towers with wardrobe include (3) locks. (Except full-height doors with wardrobe which include (2) locks)

**Note:** 6" drawer behind doors are not available within the wardrobe portion of towers. Drawers behind doors are painted black.

**Note: Drawer behind the doors list price is as follows: 1=\$255**

#### Application Notes

Hanging rails and other accessories are not included and must be ordered separately. Hanging rails are included with 24" and 30" wide lateral drawers only. (See *Tower Accessories for pricing and order entry information*)

Half depth adjustable shelves and coat hooks may be ordered separately allowing the cupboard area of the 15", 24" and 30" wide towers to support binders as well as shorter coats. (See *Tower Accessories for pricing and order entry information*)

#### Critical Dimensions

Dimensions under, **w**, **d** and **h** are actual to the nearest <sup>1</sup>/<sub>16</sub>"

50", 57" and 64" Tower Internal Dimensions

- Box and M drawer height: 4<sup>5</sup>/<sub>16</sub>"
- Box and M drawer width: 12<sup>1</sup>/<sub>16</sub>"
- Box and M drawer depth: 18<sup>3</sup>/<sub>8</sub>"
- File drawer height: 9<sup>1</sup>/<sub>4</sub>"
- File drawer width: 12<sup>1</sup>/<sub>16</sub>"
- File drawer depth: 18<sup>3</sup>/<sub>8</sub>"
- Wide drawer height: 9<sup>7</sup>/<sub>16</sub>"
- Wide drawer width: 20<sup>3</sup>/<sub>4</sub>"
- Wide drawer depth: 22<sup>7</sup>/<sub>8</sub>"

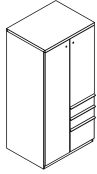
**Note:** All towers are configured from the top down with standard combinations of box and file drawers.

# Storage Towers Morrison Front

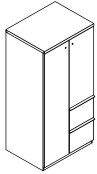
## 30" Wide Storage Towers

### 64" High

description	type	w	d	h	lock	pattern no.	P1	P2	P3
64" High tower with two box and one file drawer and door and wardrobe (left hand shown)	left hand	29 <sup>7</sup> / <sub>8</sub> "	23 <sup>1</sup> / <sub>2</sub> "	63 <sup>5</sup> / <sub>16</sub> "	Y	MT3WSLH6430BBFL	\$3,309.	\$3,475.	\$3,645.
	right hand	29 <sup>7</sup> / <sub>8</sub> "	23 <sup>1</sup> / <sub>2</sub> "	63 <sup>5</sup> / <sub>16</sub> "	Y	MT3WSRH6430BBFL	3,309.	3,475.	3,645.



64" High tower with two file drawers and door and wardrobe (left hand shown)	left hand	29 <sup>7</sup> / <sub>8</sub> "	23 <sup>1</sup> / <sub>2</sub> "	63 <sup>5</sup> / <sub>16</sub> "	Y	MT3WSLH6430FFL	3,085.	3,240.	3,401.
	right hand	29 <sup>7</sup> / <sub>8</sub> "	23 <sup>1</sup> / <sub>2</sub> "	63 <sup>5</sup> / <sub>16</sub> "	Y	MT3WSRH6430FFL	3,085.	3,240.	3,401.



Order Code	Specification Information	Critical Dimensions																				
<p>Example: <b>DT3WSBL5730BBFL-NJ</b></p> <table border="1"> <tr> <td><b>MT3</b></td> <td>Series 2 Morrison Front</td> </tr> <tr> <td><b>WS</b></td> <td>Wardrobe and Single Doors</td> </tr> <tr> <td><b>LH</b></td> <td>Left Hand Access</td> </tr> <tr> <td><b>57</b></td> <td>57" High</td> </tr> <tr> <td><b>30</b></td> <td>30" Wide</td> </tr> <tr> <td><b>B</b></td> <td>Box Drawer</td> </tr> <tr> <td><b>B</b></td> <td>Box Drawer</td> </tr> <tr> <td><b>F</b></td> <td>File Drawer</td> </tr> <tr> <td><b>L</b></td> <td>Locking</td> </tr> <tr> <td><b>NJ</b></td> <td>Medium Grey paint finish</td> </tr> </table>	<b>MT3</b>	Series 2 Morrison Front	<b>WS</b>	Wardrobe and Single Doors	<b>LH</b>	Left Hand Access	<b>57</b>	57" High	<b>30</b>	30" Wide	<b>B</b>	Box Drawer	<b>B</b>	Box Drawer	<b>F</b>	File Drawer	<b>L</b>	Locking	<b>NJ</b>	Medium Grey paint finish	<p>For non-locking towers, deduct as follows from the list price for each unit: Deduct \$30 for (1) lock unit, \$60 for (2) lock unit, and \$75 for a (3) lock unit. Substitute the "L" suffix with an "N" within the pattern number to designate a non-locking unit, example (MT3WSLH5030BBFN)</p> <p>"M" drawers consisting of a box drawer body with a file drawer head are available by substituting any two "B" or any one "F" character within the pattern number, example (MT3WSLH5030MFN). Multiple "M" drawers may be specified providing they equal the total modules available.</p> <p>A 6" drawer, behind a cupboard door is available by adding the numeral 1 to the end of the pattern number, example (MT3WSLH5030BBFL1)</p> <ul style="list-style-type: none"> <li>• 15" w Side Access and Display towers include (1) lock.</li> <li>• Single door towers, double door towers, 24" w and 30" w Side Access and Display towers include (2) locks. (Except full-height doors which include (1) lock)</li> <li>• Front Access (only) towers with wardrobe include (3) locks. (Except full-height doors with wardrobe which include (2) locks)</li> </ul>	<p>Dimensions under, <b>w</b>, <b>d</b> and <b>h</b> are actual to the nearest <sup>1</sup>/<sub>16</sub>"</p> <p>50", 57" and 64" Tower Internal Dimensions</p> <ul style="list-style-type: none"> <li>• Box and M drawer height: 4<sup>5</sup>/<sub>16</sub>"</li> <li>• Box and M drawer width: 12<sup>1</sup>/<sub>16</sub>"</li> <li>• Box and M drawer depth: 18<sup>3</sup>/<sub>8</sub>"</li> <li>• File drawer height: 9<sup>1</sup>/<sub>4</sub>"</li> <li>• File drawer width: 12<sup>1</sup>/<sub>16</sub>"</li> <li>• File drawer depth: 18<sup>3</sup>/<sub>8</sub>"</li> <li>• Wide drawer height: 9<sup>7</sup>/<sub>16</sub>"</li> <li>• Wide drawer width: 20<sup>3</sup>/<sub>4</sub>"</li> <li>• Wide drawer depth: 22<sup>7</sup>/<sub>8</sub>"</li> </ul> <p><b>Note:</b> All towers are configured from the top down with standard combinations of box and file drawers.</p>
<b>MT3</b>	Series 2 Morrison Front																					
<b>WS</b>	Wardrobe and Single Doors																					
<b>LH</b>	Left Hand Access																					
<b>57</b>	57" High																					
<b>30</b>	30" Wide																					
<b>B</b>	Box Drawer																					
<b>B</b>	Box Drawer																					
<b>F</b>	File Drawer																					
<b>L</b>	Locking																					
<b>NJ</b>	Medium Grey paint finish																					
	<p><b>Note:</b> 6" drawer behind doors are not available within the wardrobe portion of towers. Drawers behind doors are painted black.</p> <p><b>Note: Drawer behind the doors list price is as follows: 1=\$255</b></p> <p><b>Application Notes</b></p> <p>Hanging rails and other accessories are not included and must be ordered separately. Hanging rails are included with 24" and 30" wide lateral drawers only. (See <i>Tower Accessories for pricing and order entry information</i>)</p> <p>Half depth adjustable shelves and coat hooks may be ordered separately allowing the cupboard area of the 15", 24" and 30" wide towers to support binders as well as shorter coats. (See <i>Tower Accessories for pricing and order entry information</i>)</p>																					

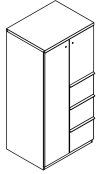
# Storage Towers Morrison Front

## 30" Wide Storage Towers

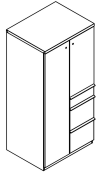
### 64" High

Series 2 Storage

description	type	w	d	h	lock	pattern no.	P1	P2	P3
64" High tower with three file drawers and door and wardrobe (left hand shown)	left hand	29 <sup>7</sup> / <sub>8</sub> "	23 <sup>1</sup> / <sub>2</sub> "	63 <sup>5</sup> / <sub>16</sub> "	Y	MT3WSLH6430FFFL	\$3,338.	\$3,507.	\$3,681.
	right hand	29 <sup>7</sup> / <sub>8</sub> "	23 <sup>1</sup> / <sub>2</sub> "	63 <sup>5</sup> / <sub>16</sub> "	Y	MT3WSRH6430FFFL	3,338.	3,507.	3,681.



64" High tower with one box and two file drawers and door and wardrobe (left hand shown)	left hand	29 <sup>7</sup> / <sub>8</sub> "	23 <sup>1</sup> / <sub>2</sub> "	63 <sup>5</sup> / <sub>16</sub> "	Y	MT3WSLH6430BFFL	3,355.	3,518.	3,695.
	right hand	29 <sup>7</sup> / <sub>8</sub> "	23 <sup>1</sup> / <sub>2</sub> "	63 <sup>5</sup> / <sub>16</sub> "	Y	MT3WSRH6430BFFL	3,355.	3,518.	3,695.



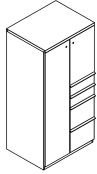
Order Code	Specification Information	Critical Dimensions																				
<p>Example: <b>DT3WSBL5730BBFL-NJ</b></p> <table border="1"> <tr> <td><b>MT3</b></td> <td>Series 2 Morrison Front</td> </tr> <tr> <td><b>WS</b></td> <td>Wardrobe and Single Doors</td> </tr> <tr> <td><b>LH</b></td> <td>Left Hand Access</td> </tr> <tr> <td><b>57</b></td> <td>57" High</td> </tr> <tr> <td><b>30</b></td> <td>30" Wide</td> </tr> <tr> <td><b>B</b></td> <td>Box Drawer</td> </tr> <tr> <td><b>B</b></td> <td>Box Drawer</td> </tr> <tr> <td><b>F</b></td> <td>File Drawer</td> </tr> <tr> <td><b>L</b></td> <td>Locking</td> </tr> <tr> <td><b>NJ</b></td> <td>Medium Grey paint finish</td> </tr> </table>	<b>MT3</b>	Series 2 Morrison Front	<b>WS</b>	Wardrobe and Single Doors	<b>LH</b>	Left Hand Access	<b>57</b>	57" High	<b>30</b>	30" Wide	<b>B</b>	Box Drawer	<b>B</b>	Box Drawer	<b>F</b>	File Drawer	<b>L</b>	Locking	<b>NJ</b>	Medium Grey paint finish	<p>For non-locking towers, deduct as follows from the list price for each unit: Deduct \$30 for (1) lock unit, \$60 for (2) lock unit, and \$75 for a (3) lock unit. Substitute the "L" suffix with an "N" within the pattern number to designate a non-locking unit, example (MT3WSLH5030BBFN)</p> <p>"M" drawers consisting of a box drawer body with a file drawer head are available by substituting any two "B" or any one "F" character within the pattern number, example (MT3WSLH5030MFN). Multiple "M" drawers may be specified providing they equal the total modules available.</p> <p>A 6" drawer, behind a cupboard door is available by adding the numeral 1 to the end of the pattern number, example (MT3WSLH5030BBFL1)</p> <ul style="list-style-type: none"> <li>15" w Side Access and Display towers include (1) lock.</li> <li>Single door towers, double door towers, 24" w and 30" w Side Access and Display towers include (2) locks. (Except full-height doors which include (1) lock)</li> <li>Front Access (only) towers with wardrobe include (3) locks. (Except full-height doors with wardrobe which include (2) locks)</li> </ul>	<p>Dimensions under, <b>w</b>, <b>d</b> and <b>h</b> are actual to the nearest 1/16"</p> <p>50", 57" and 64" Tower Internal Dimensions</p> <ul style="list-style-type: none"> <li>Box and M drawer height: 4<sup>5</sup>/<sub>16</sub>"</li> <li>Box and M drawer width: 12<sup>1</sup>/<sub>16</sub>"</li> <li>Box and M drawer depth: 18<sup>3</sup>/<sub>8</sub>"</li> <li>File drawer height: 9<sup>1</sup>/<sub>4</sub>"</li> <li>File drawer width: 12<sup>1</sup>/<sub>16</sub>"</li> <li>File drawer depth: 18<sup>3</sup>/<sub>8</sub>"</li> <li>Wide drawer height: 9<sup>7</sup>/<sub>16</sub>"</li> <li>Wide drawer width: 20<sup>3</sup>/<sub>4</sub>"</li> <li>Wide drawer depth: 22<sup>7</sup>/<sub>8</sub>"</li> </ul> <p><b>Note:</b> All towers are configured from the top down with standard combinations of box and file drawers.</p>
<b>MT3</b>	Series 2 Morrison Front																					
<b>WS</b>	Wardrobe and Single Doors																					
<b>LH</b>	Left Hand Access																					
<b>57</b>	57" High																					
<b>30</b>	30" Wide																					
<b>B</b>	Box Drawer																					
<b>B</b>	Box Drawer																					
<b>F</b>	File Drawer																					
<b>L</b>	Locking																					
<b>NJ</b>	Medium Grey paint finish																					
	<p><b>Note:</b> 6" drawer behind doors are not available within the wardrobe portion of towers. Drawers behind doors are painted black.</p> <p><b>Note: Drawer behind the doors list price is as follows: 1=\$255</b></p> <p><b>Application Notes</b></p> <p>Hanging rails and other accessories are not included and must be ordered separately. Hanging rails are included with 24" and 30" wide lateral drawers only. (See <i>Tower Accessories for pricing and order entry information</i>)</p> <p>Half depth adjustable shelves and coat hooks may be ordered separately allowing the cupboard area of the 15", 24" and 30" wide towers to support binders as well as shorter coats. (See <i>Tower Accessories for pricing and order entry information</i>)</p>																					

# Storage Towers Morrison Front

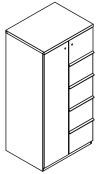
## 30" Wide Storage Towers

### 64" High

description	type	w	d	h	lock	pattern no.	P1	P2	P3
64" High tower with two box and two file drawers and door and wardrobe (left hand shown)	left hand	29 <sup>7</sup> / <sub>8</sub> "	23 <sup>1</sup> / <sub>2</sub> "	63 <sup>7</sup> / <sub>16</sub> "	Y	MT3WSLH6430BBFFL	\$3,620.	\$3,800.	\$3,990.
	right hand	29 <sup>7</sup> / <sub>8</sub> "	23 <sup>1</sup> / <sub>2</sub> "	63 <sup>7</sup> / <sub>16</sub> "	Y	MT3WSRH6430BBFFL	3,620.	3,800.	3,990.



64" High tower with four file drawers and door and wardrobe (left hand shown)	left hand	29 <sup>7</sup> / <sub>8</sub> "	23 <sup>1</sup> / <sub>2</sub> "	63 <sup>7</sup> / <sub>16</sub> "	Y	MT3WSLH6430FFFFL	3,664.	3,845.	4,039.
	right hand	29 <sup>7</sup> / <sub>8</sub> "	23 <sup>1</sup> / <sub>2</sub> "	63 <sup>7</sup> / <sub>16</sub> "	Y	MT3WSRH6430FFFFL	3,664.	3,845.	4,039.



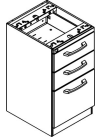
Order Code	Specification Information	Critical Dimensions																				
<p>Example: <b>DT3WSBL5730BBFL-NJ</b></p> <table border="1"> <tr> <td><b>MT3</b></td> <td>Series 2 Morrison Front</td> </tr> <tr> <td><b>WS</b></td> <td>Wardrobe and Single Doors</td> </tr> <tr> <td><b>LH</b></td> <td>Left Hand Access</td> </tr> <tr> <td><b>57</b></td> <td>57" High</td> </tr> <tr> <td><b>30</b></td> <td>30" Wide</td> </tr> <tr> <td><b>B</b></td> <td>Box Drawer</td> </tr> <tr> <td><b>B</b></td> <td>Box Drawer</td> </tr> <tr> <td><b>F</b></td> <td>File Drawer</td> </tr> <tr> <td><b>L</b></td> <td>Locking</td> </tr> <tr> <td><b>NJ</b></td> <td>Medium Grey paint finish</td> </tr> </table>	<b>MT3</b>	Series 2 Morrison Front	<b>WS</b>	Wardrobe and Single Doors	<b>LH</b>	Left Hand Access	<b>57</b>	57" High	<b>30</b>	30" Wide	<b>B</b>	Box Drawer	<b>B</b>	Box Drawer	<b>F</b>	File Drawer	<b>L</b>	Locking	<b>NJ</b>	Medium Grey paint finish	<p>For non-locking towers, deduct as follows from the list price for each unit: Deduct \$30 for (1) lock unit, \$60 for (2) lock unit, and \$75 for a (3) lock unit. Substitute the "L" suffix with an "N" within the pattern number to designate a non-locking unit, example (MT3WSLH5030BBFN)</p> <p>"M" drawers consisting of a box drawer body with a file drawer head are available by substituting any two "B" or any one "F" character within the pattern number, example (MT3WSLH5030MFN). Multiple "M" drawers may be specified providing they equal the total modules available.</p> <p>A 6" drawer, behind a cupboard door is available by adding the numeral 1 to the end of the pattern number, example (MT3WSLH5030BBFL1)</p> <ul style="list-style-type: none"> <li>15" w Side Access and Display towers include (1) lock.</li> <li>Single door towers, double door towers, 24" w and 30" w Side Access and Display towers include (2) locks. (Except full-height doors which include (1) lock)</li> <li>Front Access (only) towers with wardrobe include (3) locks. (Except full-height doors with wardrobe which include (2) locks)</li> </ul>	<p>Dimensions under, <b>w</b>, <b>d</b> and <b>h</b> are actual to the nearest 1/16"</p> <p>50", 57" and 64" Tower Internal Dimensions</p> <ul style="list-style-type: none"> <li>Box and M drawer height: 4<sup>7</sup>/<sub>16</sub>"</li> <li>Box and M drawer width: 12<sup>1</sup>/<sub>16</sub>"</li> <li>Box and M drawer depth: 18<sup>3</sup>/<sub>8</sub>"</li> <li>File drawer height: 9<sup>1</sup>/<sub>4</sub>"</li> <li>File drawer width: 12<sup>1</sup>/<sub>16</sub>"</li> <li>File drawer depth: 18<sup>3</sup>/<sub>8</sub>"</li> <li>Wide drawer height: 9<sup>7</sup>/<sub>16</sub>"</li> <li>Wide drawer width: 20<sup>3</sup>/<sub>4</sub>"</li> <li>Wide drawer depth: 22<sup>7</sup>/<sub>8</sub>"</li> </ul> <p><b>Note:</b> All towers are configured from the top down with standard combinations of box and file drawers.</p>
<b>MT3</b>	Series 2 Morrison Front																					
<b>WS</b>	Wardrobe and Single Doors																					
<b>LH</b>	Left Hand Access																					
<b>57</b>	57" High																					
<b>30</b>	30" Wide																					
<b>B</b>	Box Drawer																					
<b>B</b>	Box Drawer																					
<b>F</b>	File Drawer																					
<b>L</b>	Locking																					
<b>NJ</b>	Medium Grey paint finish																					
	<p><b>Note:</b> 6" drawer behind doors are not available within the wardrobe portion of towers. Drawers behind doors are painted black.</p> <p><b>Note: Drawer behind the doors list price is as follows: 1=\$255</b></p> <p><b>Application Notes</b></p> <p>Hanging rails and other accessories are not included and must be ordered separately. Hanging rails are included with 24" and 30" wide lateral drawers only. (See <i>Tower Accessories for pricing and order entry information</i>)</p> <p>Half depth adjustable shelves and coat hooks may be ordered separately allowing the cupboard area of the 15", 24" and 30" wide towers to support binders as well as shorter coats. (See <i>Tower Accessories for pricing and order entry information</i>)</p>																					

# Pedestals Currents Front

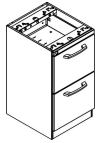
## Floorstanding Pedestals

Series 2 Storage

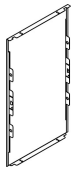
description	w	d	h	lock	pattern no.	P1	P2	P3
Floorstanding Pedestal with two box and one file drawer with lock	14 <sup>7</sup> / <sub>8</sub> "	17 <sup>1</sup> / <sub>4</sub> "	26 <sup>7</sup> / <sub>8</sub> "	Y	<b>AS2PFL18A</b>	\$966.	\$1,013.	\$1,065.
	14 <sup>7</sup> / <sub>8</sub> "	23 <sup>1</sup> / <sub>4</sub> "	26 <sup>7</sup> / <sub>8</sub> "	Y	<b>AS2PFL24A</b>	966.	1,013.	1,065.
	14 <sup>7</sup> / <sub>8</sub> "	29 <sup>1</sup> / <sub>4</sub> "	26 <sup>7</sup> / <sub>8</sub> "	Y	<b>AS2PFL30A</b>	1,261.	1,320.	1,386.



Floorstanding Pedestal with two file drawers with lock	14 <sup>7</sup> / <sub>8</sub> "	17 <sup>1</sup> / <sub>4</sub> "	26 <sup>7</sup> / <sub>8</sub> "	Y	<b>AS2PFL18B</b>	845.	887.	931.
	14 <sup>7</sup> / <sub>8</sub> "	23 <sup>1</sup> / <sub>4</sub> "	26 <sup>7</sup> / <sub>8</sub> "	Y	<b>AS2PFL24B</b>	845.	887.	931.
	14 <sup>7</sup> / <sub>8</sub> "	29 <sup>1</sup> / <sub>4</sub> "	26 <sup>7</sup> / <sub>8</sub> "	Y	<b>AS2PFL30B</b>	1,151.	1,210.	1,271.



Series 2 Floorstanding Pedestal Case Back	14 <sup>7</sup> / <sub>8</sub> "	N/A	26 <sup>7</sup> / <sub>8</sub> "	N/A	<b>DS2XPB</b>	96.	109.	112.
-------------------------------------------	----------------------------------	-----	----------------------------------	-----	---------------	-----	------	------



### Order Code

Example:	<b>AS2PFL24A-NJ</b>
<b>AT2</b>	Series 2 Currents Front
<b>PF</b>	Pedestal, Floorstanding
<b>L</b>	Locking
<b>24</b>	Depth
<b>A</b>	Box/Box/File
<b>NJ</b>	Med Grey

### Specification Information

Deduct \$20 from the list price for non-locking units. Substitute the "L" with a "N" within the pattern number to designate a non-locking unit, *example* (AS2PFN18D).

**Note:**  
24" deep floorstanding pedestals do not include a back panel. Back panels must be ordered separately. 18" and 30" floorstanding pedestals have a back standard.

Add an "F" to the end of the pattern number to receive full extension slides on all box drawers. Upcharge is \$25 list per pedestal.

### Application Notes

Hanging rails and other accessories are not included and must be ordered separately. (*See pedestal accessories page (298), for pricing and ordering information*)

### Critical Dimensions

Dimensions under, **w**, **d** and **h** are actual to the nearest <sup>1</sup>/<sub>16</sub>"

24" Floorstanding Pedestal Internal Drawer Dimensions

- Box drawer height: 4<sup>5</sup>/<sub>16</sub>"
- Box drawer width: 12<sup>1</sup>/<sub>16</sub>"
- Box drawer depth: 18<sup>3</sup>/<sub>8</sub>"
- File drawer height: 9<sup>1</sup>/<sub>2</sub>"
- File drawer width: 12<sup>1</sup>/<sub>16</sub>"
- File drawer depth: 18<sup>3</sup>/<sub>8</sub>"

# Pedestals Currents Front

## Mobile Pedestals

Series 2 Storage

description	w	d	h	lock	pattern no.	P1	P2	P3
Mobile Pedestal with two box and one file drawer	14 <sup>7</sup> / <sub>8</sub> "	16 <sup>3</sup> / <sub>4</sub> "	26 <sup>3</sup> / <sub>8</sub> "	Y	<b>AS2PML18A</b>	\$1,305.	\$1,370.	\$1,439.
	14 <sup>7</sup> / <sub>8</sub> "	22 <sup>3</sup> / <sub>4</sub> "	26 <sup>3</sup> / <sub>8</sub> "	Y	<b>AS2PML24A</b>	1,457.	1,529.	1,605.



Mobile Pedestal with one box and one file drawer	14 <sup>7</sup> / <sub>8</sub> "	16 <sup>3</sup> / <sub>4</sub> "	20 <sup>5</sup> / <sub>8</sub> "	Y	<b>AS2PML18F</b>	1,096.	1,150.	1,208.
	14 <sup>7</sup> / <sub>8</sub> "	22 <sup>3</sup> / <sub>4</sub> "	20 <sup>5</sup> / <sub>8</sub> "	Y	<b>AS2PML24F</b>	1,183.	1,242.	1,306.



Mobile Pedestal with two file drawers	14 <sup>7</sup> / <sub>8</sub> "	16 <sup>3</sup> / <sub>4</sub> "	26 <sup>3</sup> / <sub>8</sub> "	Y	<b>AS2PML18B</b>	1,181.	1,238.	1,303.
	14 <sup>7</sup> / <sub>8</sub> "	22 <sup>3</sup> / <sub>4</sub> "	26 <sup>3</sup> / <sub>8</sub> "	Y	<b>AS2PML24B</b>	1,336.	1,402.	1,471.



Series 2 Currents Front Storage

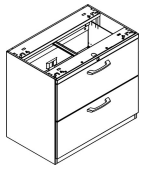
Order Code	Specification Information	Application Notes	Critical Dimensions
Example: <b>AS2PML24A-NJ</b>			
<b>AT2</b> Series 2 Currents Front	Add \$55 list for Mobile Handle.	Hanging rails and other accessories are not included and must be ordered separately. (See <i>pedestal accessories page (298)</i> , for pricing and ordering information)	Dimensions under, <b>w</b> , <b>d</b> and <b>h</b> are actual to the nearest 1/16"
<b>PM</b> Pedestal Mobile	Add a " <b>P</b> " between the " <b>L</b> " lock code and the case size to designate the handle option, <i>example</i> (AS2PML <b>P</b> 24A)		
<b>L</b> Locking			24" Mobile Pedestal Internal Drawer Dimension
<b>24</b> Depth	Deduct \$35 list for units without a top. Add an " <b>O</b> " in place of the " <b>M</b> " in the pattern number to designate the no-top option, <i>example</i> (AS2POL18A)		<ul style="list-style-type: none"> <li>• Box drawer height: 4<sup>5</sup>/<sub>16</sub>"</li> <li>• Box drawer width: 12<sup>1</sup>/<sub>16</sub>"</li> <li>• Box drawer depth: 18<sup>3</sup>/<sub>8</sub>"</li> <li>• File drawer height: 9<sup>1</sup>/<sub>4</sub>"</li> <li>• File drawer width: 12<sup>1</sup>/<sub>16</sub>"</li> <li>• File drawer depth: 18<sup>3</sup>/<sub>8</sub>"</li> </ul>
<b>A</b> Box/Box/File			
<b>NJ</b> Med Grey	Add an " <b>F</b> " to the end of the pattern number to receive full extension slides on all box drawers. Upcharge is \$25 list per pedestal.		

# Pedestals Currents Front

## Double Wide Pedestals

Series 2 Storage

description	w	d	h	lock	pattern no.	P1	P2	P3
Doublewide Pedestal with two file drawers	30"	18 <sup>3</sup> / <sub>4</sub> "	26 <sup>7</sup> / <sub>8</sub> "	Y	<b>AS2DW30L</b>	\$1,443.	\$1,514.	\$1,590.
	36"	18 <sup>3</sup> / <sub>4</sub> "	26 <sup>7</sup> / <sub>8</sub> "	Y	<b>AS2DW36L</b>	1,779.	1,868.	1,963.



### Order Code

Example:	<b>AS2DW30L-NJ</b>
<b>AS2</b>	Series 2 Currents Front
<b>DW</b>	Doublewide Pedestal
<b>30</b>	30" wide
<b>L</b>	Locking
<b>NJ</b>	Med Grey

### Specification Information

Deduct \$20 from the list price for non-locking units. Substitute the "L" suffix with a "N" within the pattern number to designate a non-locking unit, *example* (AS2DW36N).

Doublewide pedestals include hanging file bars for letter and legal front-to-back and side-to-side filing.

### Application Notes

Doublewide pedestals are not intended for freestanding use and must be secured beneath a supported worksurface. (*See Calibre lateral files price list for two drawer files that can be used for freestanding applications*)

### Critical Dimensions

Dimensions under, **w**, **d** and **h** are actual to the nearest <sup>1</sup>/<sub>16</sub>"

Doublewide Pedestals Internal Drawer Dimensions

- Lateral drawer height: 9<sup>3</sup>/<sub>4</sub>"
- Lateral drawer width: 26<sup>3</sup>/<sub>4</sub>" and 32<sup>3</sup>/<sub>4</sub>"
- Lateral drawer depth: 15<sup>3</sup>/<sub>4</sub>"

# Storage Towers Currents Front

## 15" Wide Storage Towers

### 42" High

description	type	w	d	h	lock	pattern no.	P1	P2	P3
42" High Side Access Bookcase tower with two box and one file drawer (right hand shown)	left hand	14 <sup>7</sup> / <sub>8</sub> "	23 <sup>1</sup> / <sub>2</sub> "	41 <sup>3</sup> / <sub>16</sub> "	Y	<b>AT3SBLH4215BBFL</b>	\$1,988.	\$2,088.	\$2,191.
	right hand	14 <sup>7</sup> / <sub>8</sub> "	23 <sup>1</sup> / <sub>2</sub> "	41 <sup>3</sup> / <sub>16</sub> "	Y	<b>AT3SBRH4215BBFL</b>	1,988.	2,088.	2,191.



42" High Side Access Bookcase tower with two file drawers (right hand shown)	left hand	14 <sup>7</sup> / <sub>8</sub> "	23 <sup>1</sup> / <sub>2</sub> "	41 <sup>3</sup> / <sub>16</sub> "	Y	<b>AT3SBLH4215FFL</b>	1,897.	1,995.	2,095.
	right hand	14 <sup>7</sup> / <sub>8</sub> "	23 <sup>1</sup> / <sub>2</sub> "	41 <sup>3</sup> / <sub>16</sub> "	Y	<b>AT3SBRH4215FFL</b>	1,897.	1,995.	2,095.



#### Order Code

Example:	<b>AT3SBLH5715BBFL-NJ</b>
<b>AT3</b>	Series 2 Currents Front
<b>SB</b>	Side Access Bookcase
<b>LH</b>	Left Hand Access
<b>57</b>	57" High
<b>15</b>	15" Wide
<b>B</b>	Box Drawer
<b>B</b>	Box Drawer
<b>F</b>	File Drawer
<b>L</b>	Locking
<b>NJ</b>	Medium Grey paint finish

#### Specification Information

For non-locking towers, deduct as follows from the list price for each unit: Deduct \$30 for (1) lock unit, \$60 for (2) lock unit, and \$75 for a (3) lock unit. Substitute the "L" suffix with an "N" within the pattern number to designate a non-locking unit, example (AT3SLH4215BBFN)

#### Application Notes

Hanging rails and other accessories are not included and must be ordered separately. Hanging rails are included with 24" and 30" wide lateral drawers only. (See *Tower Accessories for pricing and order entry information*)

Half depth adjustable shelves and coat hooks may be ordered separately allowing the cupboard area of the 15", 24" and 30" wide towers to support binders as well as shorter coats. (See *Tower Accessories for pricing and order entry information*)

- 15" w Side Access and Display towers include (1) lock.
- Single door towers, double door towers, 24" w and 30" w Side Access and Display towers include (2) locks. (Except full-height doors which include (1) lock)
- Front Access (only) towers with wardrobe include (3) locks. (Except full-height doors with wardrobe which include (2) locks)

#### Critical Dimensions

Dimensions under, **w**, **d** and **h** are actual to the nearest <sup>1</sup>/<sub>16</sub>"

42", 50", 57" and 64" Tower Internal Dimensions

- Box and M drawer height: 4<sup>5</sup>/<sub>16</sub>"
- Box and M drawer width: 12<sup>1</sup>/<sub>16</sub>"
- Box and M drawer depth: 18<sup>3</sup>/<sub>8</sub>"
- File drawer height: 9<sup>1</sup>/<sub>4</sub>"
- File drawer width: 12<sup>1</sup>/<sub>16</sub>"
- File drawer depth: 18<sup>3</sup>/<sub>8</sub>"

**Note:** All towers are configured from the top down with standard combinations of box and file drawers.

"M" drawers consisting of a box drawer body with a file drawer head are available by substituting any two "B" or any one "F" character within the pattern number, example (AT3SLH4215MFN). Multiple "M" drawers may be specified providing they equal the total modules available.

A 6" drawer, behind a cupboard door is available by adding the numeral 1 to the end of the pattern number, example (AT3SLH6415BBFL1)

**Note:** 6" drawer behind doors are not available within the wardrobe portion of towers. Drawers behind doors are painted black.

**Note: Drawer behind door list pricing is as follows: 1=\$255**

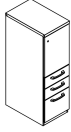


# Storage Towers Currents Front

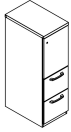
## 15" Wide Storage Towers

### 50" High

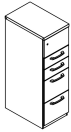
description	type	w	d	h	lock	pattern no.	P1	P2	P3
50" High Single Door tower with two box and one file drawer (right hand shown)	left hand	14 <sup>7</sup> / <sub>8</sub> "	23 <sup>1</sup> / <sub>2</sub> "	48 <sup>5</sup> / <sub>16</sub> "	Y	<b>AT3SLH5015BBFL</b>	\$2,333.	\$2,448.	\$2,571.
	right hand	14 <sup>7</sup> / <sub>8</sub> "	23 <sup>1</sup> / <sub>2</sub> "	48 <sup>5</sup> / <sub>16</sub> "	Y	<b>AT3SRH5015BBFL</b>	2,333.	2,448.	2,571.



50" High Single Door tower with two file drawers (right hand shown)	left hand	14 <sup>7</sup> / <sub>8</sub> "	23 <sup>1</sup> / <sub>2</sub> "	48 <sup>5</sup> / <sub>16</sub> "	Y	<b>AT3SLH5015FFL</b>	2,103.	2,209.	2,319.
	right hand	14 <sup>7</sup> / <sub>8</sub> "	23 <sup>1</sup> / <sub>2</sub> "	48 <sup>5</sup> / <sub>16</sub> "	Y	<b>AT3SRH5015FFL</b>	2,103.	2,209.	2,319.



50" High Single Door tower with two box and two file drawers (right hand shown)	left hand	14 <sup>7</sup> / <sub>8</sub> "	23 <sup>1</sup> / <sub>2</sub> "	48 <sup>5</sup> / <sub>16</sub> "	Y	<b>AT3SLH5015BBFFL</b>	2,552.	2,679.	2,815.
	right hand	14 <sup>7</sup> / <sub>8</sub> "	23 <sup>1</sup> / <sub>2</sub> "	48 <sup>5</sup> / <sub>16</sub> "	Y	<b>AT3SRH5015BBFFL</b>	2,552.	2,679.	2,815.



#### Order Code

Example:	<b>AT3SBLH5715BBFL-NJ</b>
<b>AT3</b>	Series 2 Currents Front
<b>SB</b>	Side Access Bookcase
<b>LH</b>	Left Hand Access
<b>57</b>	57" High
<b>15</b>	15" Wide
<b>B</b>	Box Drawer
<b>B</b>	Box Drawer
<b>F</b>	File Drawer
<b>L</b>	Locking
<b>NJ</b>	Medium Grey paint finish

#### Specification Information

For non-locking towers, deduct as follows from the list price for each unit: Deduct \$30 for (1) lock unit, \$60 for (2) lock unit, and \$75 for a (3) lock unit. Substitute the "L" suffix with an "N" within the pattern number to designate a non-locking unit, example (AT3SLH4215BBFN)

#### Application Notes

Hanging rails and other accessories are not included and must be ordered separately. Hanging rails are included with 24" and 30" wide lateral drawers only. (See *Tower Accessories for pricing and order entry information*)

Half depth adjustable shelves and coat hooks may be ordered separately allowing the cupboard area of the 15", 24" and 30" wide towers to support binders as well as shorter coats. (See *Tower Accessories for pricing and order entry information*)

- 15" w Side Access and Display towers include (1) lock.
- Single door towers, double door towers, 24" w and 30" w Side Access and Display towers include (2) locks. (Except full-height doors which include (1) lock)
- Front Access (only) towers with wardrobe include (3) locks. (Except full-height doors with wardrobe which include (2) locks)

#### Critical Dimension

Dimensions under, **w**, **d** and **h** are actual to the nearest <sup>1</sup>/<sub>16</sub>"

42", 50", 57" and 64" Tower Internal Dimensions

- Box and M drawer height: 4<sup>5</sup>/<sub>16</sub>"
- Box and M drawer width: 12<sup>1</sup>/<sub>16</sub>"
- Box and M drawer depth: 18<sup>3</sup>/<sub>8</sub>"
- File drawer height: 9<sup>1</sup>/<sub>4</sub>"
- File drawer width: 12<sup>1</sup>/<sub>16</sub>"
- File drawer depth: 18<sup>3</sup>/<sub>8</sub>"

**Note:** All towers are configured from the top down with standard combinations of box and file drawers.

"M" drawers consisting of a box drawer body with a file drawer head are available by substituting any two "B" or any one "F" character within the pattern number, example (AT3SLH4215MFN). Multiple "M" drawers may be specified providing they equal the total modules available.

A 6" drawer, behind a cupboard door is available by adding the numeral 1 to the end of the pattern number, example (AT3SLH6415BBFL1)

**Note:** 6" drawer behind doors are not available within the wardrobe portion of towers. Drawers behind doors are painted black.

**Note: Drawer behind door list pricing is as follows: 1=\$255**

# Storage Towers Currents Front

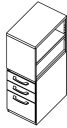
## 15" Wide Storage Towers

### 50" High

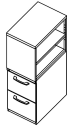
description	type	w	d	h	lock	pattern no.	P1	P2	P3
50" High Single Door tower with three file drawers (right hand shown)	left hand	14 <sup>7</sup> / <sub>8</sub> "	23 <sup>1</sup> / <sub>2</sub> "	48 <sup>3</sup> / <sub>16</sub> "	Y	<b>AT3SLH5015FFFL</b>	\$2,356.	\$2,475.	\$2,599.
	right hand	14 <sup>7</sup> / <sub>8</sub> "	23 <sup>1</sup> / <sub>2</sub> "	48 <sup>3</sup> / <sub>16</sub> "	Y	<b>AT3SRH5015FFFL</b>	2,356.	2,475.	2,599.



50" High Side Access Bookcase tower with two box and one file drawer (right hand shown)	left hand	14 <sup>7</sup> / <sub>8</sub> "	23 <sup>1</sup> / <sub>2</sub> "	48 <sup>3</sup> / <sub>16</sub> "	Y	<b>AT3SBLH5015BBFL</b>	2,097.	2,202.	2,310.
	right hand	14 <sup>7</sup> / <sub>8</sub> "	23 <sup>1</sup> / <sub>2</sub> "	48 <sup>3</sup> / <sub>16</sub> "	Y	<b>AT3SBRH5015BBFL</b>	2,097.	2,202.	2,310.



50" High Side Access Bookcase tower with two file drawers (right hand shown)	left hand	14 <sup>7</sup> / <sub>8</sub> "	23 <sup>1</sup> / <sub>2</sub> "	48 <sup>3</sup> / <sub>16</sub> "	Y	<b>AT3SBLH5015FFL</b>	1,988.	2,088.	2,191.
	right hand	14 <sup>7</sup> / <sub>8</sub> "	23 <sup>1</sup> / <sub>2</sub> "	48 <sup>3</sup> / <sub>16</sub> "	Y	<b>AT3SBRH5015FFL</b>	1,988.	2,088.	2,191.



#### Order Code

Example:	<b>AT3SBLH5715BBFL-NJ</b>
<b>AT3</b>	Series 2 Currents Front
<b>SB</b>	Side Access Bookcase
<b>LH</b>	Left Hand Access
<b>57</b>	57" High
<b>15</b>	15" Wide
<b>B</b>	Box Drawer
<b>B</b>	Box Drawer
<b>F</b>	File Drawer
<b>L</b>	Locking
<b>NJ</b>	Medium Grey paint finish

#### Specification Information

For non-locking towers, deduct as follows from the list price for each unit: Deduct \$30 for (1) lock unit, \$60 for (2) lock unit, and \$75 for a (3) lock unit. Substitute the "L" suffix with an "N" within the pattern number to designate a non-locking unit, example (AT3SLH4215BBFN)

"M" drawers consisting of a box drawer body with a file drawer head are available by substituting any two "B" or any one "F" character within the pattern number, example (AT3SLH4215MFN). Multiple "M" drawers may be specified providing they equal the total modules available.

A 6" drawer, behind a cupboard door is available by adding the numeral 1 to the end of the pattern number, example (AT3SLH6415BBFL1)

**Note:** 6" drawer behind doors are not available within the wardrobe portion of towers. Drawers behind doors are painted black.

**Note: Drawer behind door list pricing is as follows: 1=\$255**

#### Application Notes

Hanging rails and other accessories are not included and must be ordered separately. Hanging rails are included with 24" and 30" wide lateral drawers only. (See *Tower Accessories for pricing and order entry information*)

Half depth adjustable shelves and coat hooks may be ordered separately allowing the cupboard area of the 15", 24" and 30" wide towers to support binders as well as shorter coats. (See *Tower Accessories for pricing and order entry information*)

- 15" w Side Access and Display towers include (1) lock.
- Single door towers, double door towers, 24" w and 30" w Side Access and Display towers include (2) locks. (Except full-height doors which include (1) lock)
- Front Access (only) towers with wardrobe include (3) locks. (Except full-height doors with wardrobe which include (2) locks)

#### Critical Dimension

Dimensions under, **w**, **d** and **h** are actual to the nearest <sup>1</sup>/<sub>16</sub>"

42", 50", 57" and 64" Tower Internal Dimensions

- Box and M drawer height: 4<sup>5</sup>/<sub>16</sub>"
- Box and M drawer width: 12<sup>1</sup>/<sub>16</sub>"
- Box and M drawer depth: 18<sup>3</sup>/<sub>8</sub>"
- File drawer height: 9<sup>1</sup>/<sub>4</sub>"
- File drawer width: 12<sup>1</sup>/<sub>16</sub>"
- File drawer depth: 18<sup>3</sup>/<sub>8</sub>"

**Note:** All towers are configured from the top down with standard combinations of box and file drawers.

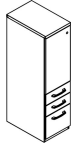
# Storage Towers Currents Front

## 15" Wide Storage Towers

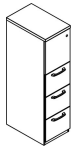
### 57" High

Series 2 Storage

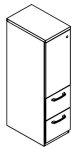
description	type	w	d	h	lock	pattern no.	P1	P2	P3
57" High Single Door tower with two box and one file drawer (right hand shown)	left hand	14 <sup>7</sup> / <sub>8</sub> "	23 <sup>1</sup> / <sub>2</sub> "	56 <sup>3</sup> / <sub>16</sub> "	Y	AT3SLH5715BBFL	\$2,385.	\$2,743.	\$2,861.
	right hand	14 <sup>7</sup> / <sub>8</sub> "	23 <sup>1</sup> / <sub>2</sub> "	56 <sup>3</sup> / <sub>16</sub> "	Y	AT3SRH5715BBFL	2,385.	2,743.	2,861.



57" High Single Door tower with three file drawers (right hand shown)	left hand	14 <sup>7</sup> / <sub>8</sub> "	23 <sup>1</sup> / <sub>2</sub> "	56 <sup>3</sup> / <sub>16</sub> "	Y	AT3SLH5715FFFL	2,409.	2,770.	2,888.
	right hand	14 <sup>7</sup> / <sub>8</sub> "	23 <sup>1</sup> / <sub>2</sub> "	56 <sup>3</sup> / <sub>16</sub> "	Y	AT3SRH5715FFFL	2,409.	2,770.	2,888.



57" High Single Door tower with two file drawers (right hand shown)	left hand	14 <sup>7</sup> / <sub>8</sub> "	23 <sup>1</sup> / <sub>2</sub> "	56 <sup>3</sup> / <sub>16</sub> "	Y	AT3SLH5715FFL	2,158.	2,481.	2,588.
	right hand	14 <sup>7</sup> / <sub>8</sub> "	23 <sup>1</sup> / <sub>2</sub> "	56 <sup>3</sup> / <sub>16</sub> "	Y	AT3SRH5715FFL	2,158.	2,481.	2,588.



#### Order Code

Example:	AT3SBLH5715BBFL-NJ
AT3	Series 2 CurrentsFront
SB	Side Access Bookcase
LH	Left Hand Access
57	57" High
15	15" Wide
B	Box Drawer
B	Box Drawer
F	File Drawer
L	Locking
NJ	Medium Grey paint finish

#### Specification Information

For non-locking towers, deduct as follows from the list price for each unit: Deduct \$30 for (1) lock unit, \$60 for (2) lock unit, and \$75 for a (3) lock unit. Substitute the "L" suffix with an "N" within the pattern number to designate a non-locking unit, example (AT3SLH4215BBFN)

#### Application Notes

Hanging rails and other accessories are not included and must be ordered separately. Hanging rails are included with 24" and 30" wide lateral drawers only. (See *Tower Accessories for pricing and order entry information*)

Half depth adjustable shelves and coat hooks may be ordered separately allowing the cupboard area of the 15", 24" and 30" wide towers to support binders as well as shorter coats. (See *Tower Accessories for pricing and order entry information*)

- 15" w Side Access and Display towers include (1) lock.
- Single door towers, double door towers, 24" w and 30" w Side Access and Display towers include (2) locks. (Except full-height doors which include (1) lock)
- Front Access (only) towers with wardrobe include (3) locks. (Except full-height doors with wardrobe which include (2) locks)

#### Critical Dimensions

Dimensions under, **w**, **d** and **h** are actual to the nearest <sup>1</sup>/<sub>16</sub>"

42", 50", 57" and 64" Tower Internal Dimensions

- Box and M drawer height: 4<sup>5</sup>/<sub>16</sub>"
- Box and M drawer width: 12<sup>1</sup>/<sub>16</sub>"
- Box and M drawer depth: 18<sup>3</sup>/<sub>8</sub>"
- File drawer height: 9<sup>1</sup>/<sub>4</sub>"
- File drawer width: 12<sup>1</sup>/<sub>16</sub>"
- File drawer depth: 18<sup>3</sup>/<sub>8</sub>"

**Note:** All towers are configured from the top down with standard combinations of box and file drawers.

"M" drawers consisting of a box drawer body with a file drawer head are available by substituting any two "B" or any one "F" character within the pattern number, example (AT3SLH4215MFN). Multiple "M" drawers may be specified providing they equal the total modules available.

A 6" drawer, behind a cupboard door is available by adding the numeral 1 to the end of the pattern number, example (AT3SLH6415BBFL1)

**Note:** 6" drawer behind doors are not available within the wardrobe portion of towers. Drawers behind doors are painted black.

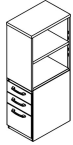
**Note: Drawer behind door list pricing is as follows: 1=\$255**

# Storage Towers Currents Front

## 15" Wide Storage Towers

### 57" High

description	type	w	d	h	lock	pattern no.	P1	P2	P3
57" High Side Access Bookcase tower with two box and one file drawer (right hand shown)	left hand	14 <sup>7</sup> / <sub>8</sub> "	23 <sup>1</sup> / <sub>2</sub> "	56 <sup>3</sup> / <sub>16</sub> "	Y	<b>AT3SBLH5715BBFL</b>	\$2,133.	\$2,453.	\$2,560.
	right hand	14 <sup>7</sup> / <sub>8</sub> "	23 <sup>1</sup> / <sub>2</sub> "	56 <sup>3</sup> / <sub>16</sub> "	Y	<b>AT3SBRH5715BBFL</b>	2,133.	2,453.	2,560.



57" High Side Access Bookcase tower with two file drawers (right hand shown)	left hand	14 <sup>7</sup> / <sub>8</sub> "	23 <sup>1</sup> / <sub>2</sub> "	56 <sup>3</sup> / <sub>16</sub> "	Y	<b>AT3SBLH5715FFL</b>	2,026.	2,331.	2,433.
	right hand	14 <sup>7</sup> / <sub>8</sub> "	23 <sup>1</sup> / <sub>2</sub> "	56 <sup>3</sup> / <sub>16</sub> "	Y	<b>AT3SBRH5715FFL</b>	2,026.	2,331.	2,433.



#### Order Code

Example:	<b>AT3SBLH5715BBFL-NJ</b>
<b>AT3</b>	Series 2 Currents Front
<b>SB</b>	Side Access Bookcase
<b>LH</b>	Left Hand Access
<b>57</b>	57" High
<b>15</b>	15" Wide
<b>B</b>	Box Drawer
<b>B</b>	Box Drawer
<b>F</b>	File Drawer
<b>L</b>	Locking
<b>NJ</b>	Medium Grey paint finish

#### Specification Information

For non-locking towers, deduct as follows from the list price for each unit: Deduct \$30 for (1) lock unit, \$60 for (2) lock unit, and \$75 for a (3) lock unit. Substitute the "L" suffix with an "N" within the pattern number to designate a non-locking unit, example (AT3SLH4215BBFN)

"M" drawers consisting of a box drawer body with a file drawer head are available by substituting any two "B" or any one "F" character within the pattern number, example (AT3SLH4215MFN). Multiple "M" drawers may be specified providing they equal the total modules available.

A 6" drawer, behind a cupboard door is available by adding the numeral 1 to the end of the pattern number, example (AT3SLH6415BBFL1)

**Note:** 6" drawer behind doors are not available within the wardrobe portion of towers. Drawers behind doors are painted black.

**Note: Drawer behind door list pricing is as follows: 1=\$255**

#### Application Notes

Hanging rails and other accessories are not included and must be ordered separately. Hanging rails are included with 24" and 30" wide lateral drawers only. (See *Tower Accessories for pricing and order entry information*)

Half depth adjustable shelves and coat hooks may be ordered separately allowing the cupboard area of the 15", 24" and 30" wide towers to support binders as well as shorter coats. (See *Tower Accessories for pricing and order entry information*)

- 15" w Side Access and Display towers include (1) lock.
- Single door towers, double door towers, 24" w and 30" w Side Access and Display towers include (2) locks. (Except full-height doors which include (1) lock)
- Front Access (only) towers with wardrobe include (3) locks. (Except full-height doors with wardrobe which include (2) locks)

#### Critical Dimensions

Dimensions under, **w**, **d** and **h** are actual to the nearest <sup>1</sup>/<sub>16</sub>"

42", 50", 57" and 64" Tower Internal Dimensions

- Box and M drawer height: 4<sup>5</sup>/<sub>16</sub>"
- Box and M drawer width: 12<sup>1</sup>/<sub>16</sub>"
- Box and M drawer depth: 18<sup>3</sup>/<sub>8</sub>"
- File drawer height: 9<sup>1</sup>/<sub>4</sub>"
- File drawer width: 12<sup>1</sup>/<sub>16</sub>"
- File drawer depth: 18<sup>3</sup>/<sub>8</sub>"

**Note:** All towers are configured from the top down with standard combinations of box and file drawers.

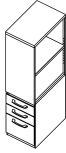
# Storage Towers Currents Front

## 15" Wide Storage Towers

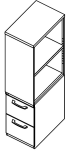
### 64" High

Series 2 Storage

description	type	w	d	h	lock	pattern no.	P1	P2	P3
64" High Side Access Bookcase tower with two box and one file drawer (right hand shown)	left hand	14 <sup>7</sup> / <sub>8</sub> "	23 <sup>1</sup> / <sub>2</sub> "	63 <sup>5</sup> / <sub>16</sub> "	Y	<b>AT3SBLH6415BBFL</b>	\$2,168.	\$2,278.	\$2,389.
	right hand	14 <sup>7</sup> / <sub>8</sub> "	23 <sup>1</sup> / <sub>2</sub> "	63 <sup>5</sup> / <sub>16</sub> "	Y	<b>AT3SBRH6415BBFL</b>	2,168.	2,278.	2,389.



64" High Side Access Bookcase tower with two file drawers (right hand shown)	left hand	14 <sup>7</sup> / <sub>8</sub> "	23 <sup>1</sup> / <sub>2</sub> "	63 <sup>5</sup> / <sub>16</sub> "	Y	<b>AT3SBLH6415FFL</b>	2,060.	2,165.	2,273.
	right hand	14 <sup>7</sup> / <sub>8</sub> "	23 <sup>1</sup> / <sub>2</sub> "	63 <sup>5</sup> / <sub>16</sub> "	Y	<b>AT3SBRH6415FFL</b>	2,060.	2,165.	2,273.



64" High Side Access Display tower with two box and one file drawer (right hand shown)	left hand	14 <sup>7</sup> / <sub>8</sub> "	23 <sup>1</sup> / <sub>2</sub> "	63 <sup>5</sup> / <sub>16</sub> "	Y	<b>AT3BDLH6415BBFL</b>	2,195.	2,303.	2,419.
	right hand	14 <sup>7</sup> / <sub>8</sub> "	23 <sup>1</sup> / <sub>2</sub> "	63 <sup>5</sup> / <sub>16</sub> "	Y	<b>AT3BDRH6415BBFL</b>	2,195.	2,303.	2,419.



#### Order Code

Example:	<b>AT3SBLH5715BBFL-NJ</b>
<b>AT3</b>	Series 2 Currents Front
<b>SB</b>	Side Access Bookcase
<b>LH</b>	Left Hand Access
<b>57</b>	57" High
<b>15</b>	15" Wide
<b>B</b>	Box Drawer
<b>B</b>	Box Drawer
<b>F</b>	File Drawer
<b>L</b>	Locking
<b>NJ</b>	Medium Grey paint finish

#### Specification Information

For non-locking towers, deduct as follows from the list price for each unit: Deduct \$30 for (1) lock unit, \$60 for (2) lock unit, and \$75 for a (3) lock unit. Substitute the "L" suffix with an "N" within the pattern number to designate a non-locking unit, example (AT3SLH4215BBFN)

#### Application Notes

Hanging rails and other accessories are not included and must be ordered separately. Hanging rails are included with 24" and 30" wide lateral drawers only. (See *Tower Accessories for pricing and order entry information*)

Half depth adjustable shelves and coat hooks may be ordered separately allowing the cupboard area of the 15", 24" and 30" wide towers to support binders as well as shorter coats. (See *Tower Accessories for pricing and order entry information*)

- 15" w Side Access and Display towers include (1) lock.
- Single door towers, double door towers, 24" w and 30" w Side Access and Display towers include (2) locks. (Except full-height doors which include (1) lock)
- Front Access (only) towers with wardrobe include (3) locks. (Except full-height doors with wardrobe which include (2) locks)

#### Critical Dimensions

Dimensions under, **w**, **d** and **h** are actual to the nearest <sup>1</sup>/<sub>16</sub>"

42", 50", 57" and 64" Tower Internal Dimensions

- Box and M drawer height: 4<sup>5</sup>/<sub>16</sub>"
- Box and M drawer width: 12<sup>1</sup>/<sub>16</sub>"
- Box and M drawer depth: 18<sup>3</sup>/<sub>8</sub>"
- File drawer height: 9<sup>1</sup>/<sub>4</sub>"
- File drawer width: 12<sup>1</sup>/<sub>16</sub>"
- File drawer depth: 18<sup>3</sup>/<sub>8</sub>"

**Note:** All towers are configured from the top down with standard combinations of box and file drawers.

"M" drawers consisting of a box drawer body with a file drawer head are available by substituting any two "B" or any one "F" character within the pattern number, example (AT3SLH4215MFN). Multiple "M" drawers may be specified providing they equal the total modules available.

A 6" drawer, behind a cupboard door is available by adding the numeral 1 to the end of the pattern number, example (AT3SLH6415BBFL1)

**Note:** 6" drawer behind doors are not available within the wardrobe portion of towers. Drawers behind doors are painted black.

**Note: Drawer behind door list pricing is as follows: 1=\$255**

# Storage Towers Currents Front

## 15" Wide Storage Towers

### 64" High

description	type	w	d	h	lock	pattern no.	P1	P2	P3
64" High Side Access Display tower with two file drawers (right hand shown)	left hand	14 <sup>7</sup> / <sub>8</sub> "	23 <sup>1</sup> / <sub>2</sub> "	63 <sup>3</sup> / <sub>16</sub> "	Y	<b>AT3BDLH6415FFFL</b>	\$2,088.	\$2,191.	\$2,301.
	right hand	14 <sup>7</sup> / <sub>8</sub> "	23 <sup>1</sup> / <sub>2</sub> "	63 <sup>3</sup> / <sub>16</sub> "	Y	<b>AT3BDRH6415FFFL</b>	2,088.	2,191.	2,301.



64" High Single Door tower with four file drawers (right hand shown)	left hand	14 <sup>7</sup> / <sub>8</sub> "	23 <sup>1</sup> / <sub>2</sub> "	63 <sup>3</sup> / <sub>16</sub> "	Y	<b>AT3SLH6415FFFL</b>	2,679.	2,815.	2,953.
	right hand	14 <sup>7</sup> / <sub>8</sub> "	23 <sup>1</sup> / <sub>2</sub> "	63 <sup>3</sup> / <sub>16</sub> "	Y	<b>AT3SRH6415FFFL</b>	2,679.	2,815.	2,953.



64" High Single Door tower with three file drawers (right hand shown)	left hand	14 <sup>7</sup> / <sub>8</sub> "	23 <sup>1</sup> / <sub>2</sub> "	63 <sup>3</sup> / <sub>16</sub> "	Y	<b>AT3SLH6415FFFL</b>	2,464.	2,589.	2,717.
	right hand	14 <sup>7</sup> / <sub>8</sub> "	23 <sup>1</sup> / <sub>2</sub> "	63 <sup>3</sup> / <sub>16</sub> "	Y	<b>AT3SRH6415FFFL</b>	2,464.	2,589.	2,717.



#### Order Code

Example:	<b>AT3SBLH5715BBFL-NJ</b>
<b>AT3</b>	Series 2 Currents Front
<b>SB</b>	Side Access Bookcase
<b>LH</b>	Left Hand Access
<b>57</b>	57" High
<b>15</b>	15" Wide
<b>B</b>	Box Drawer
<b>B</b>	Box Drawer
<b>F</b>	File Drawer
<b>L</b>	Locking
<b>NJ</b>	Medium Grey paint finish

#### Specification Information

For non-locking towers, deduct as follows from the list price for each unit: Deduct \$30 for (1) lock unit, \$60 for (2) lock unit, and \$75 for a (3) lock unit. Substitute the "L" suffix with an "N" within the pattern number to designate a non-locking unit, example (AT3SLH4215BBFN)

"M" drawers consisting of a box drawer body with a file drawer head are available by substituting any two "B" or any one "F" character within the pattern number, example (AT3SLH4215MFN). Multiple "M" drawers may be specified providing they equal the total modules available.

A 6" drawer, behind a cupboard door is available by adding the numeral 1 to the end of the pattern number, example (AT3SLH6415BBFL1)

**Note:** 6" drawer behind doors are not available within the wardrobe portion of towers. Drawers behind doors are painted black.

**Note: Drawer behind door list pricing is as follows: 1=\$255**

#### Application Notes

Hanging rails and other accessories are not included and must be ordered separately. Hanging rails are included with 24" and 30" wide lateral drawers only. (See *Tower Accessories for pricing and order entry information*)

Half depth adjustable shelves and coat hooks may be ordered separately allowing the cupboard area of the 15", 24" and 30" wide towers to support binders as well as shorter coats. (See *Tower Accessories for pricing and order entry information*)

- 15" w Side Access and Display towers include (1) lock.
- Single door towers, double door towers, 24" w and 30" w Side Access and Display towers include (2) locks. (Except full-height doors which include (1) lock)
- Front Access (only) towers with wardrobe include (3) locks. (Except full-height doors with wardrobe which include (2) locks)

#### Critical Dimensions

Dimensions under, **w**, **d** and **h** are actual to the nearest <sup>1</sup>/<sub>16</sub>"

42", 50", 57" and 64" Tower Internal Dimensions

- Box and M drawer height: 4<sup>5</sup>/<sub>16</sub>"
- Box and M drawer width: 12<sup>1</sup>/<sub>16</sub>"
- Box and M drawer depth: 18<sup>3</sup>/<sub>8</sub>"
- File drawer height: 9<sup>1</sup>/<sub>4</sub>"
- File drawer width: 12<sup>1</sup>/<sub>16</sub>"
- File drawer depth: 18<sup>3</sup>/<sub>8</sub>"

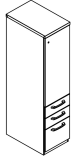
**Note:** All towers are configured from the top down with standard combinations of box and file drawers.

# Storage Towers Currents Front

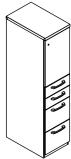
## 15" Wide Storage Towers

### 64" High

description	type	w	d	h	lock	pattern no.	P1	P2	P3
64" High Single Door tower with two box and one file drawer (right hand shown)	left hand	14 <sup>7</sup> / <sub>8</sub> "	23 <sup>1</sup> / <sub>2</sub> "	63 <sup>5</sup> / <sub>16</sub> "	Y	<b>AT3SLH6415BBFL</b>	\$2,442.	\$2,564.	\$2,690.
	right hand	14 <sup>7</sup> / <sub>8</sub> "	23 <sup>1</sup> / <sub>2</sub> "	63 <sup>5</sup> / <sub>16</sub> "	Y	<b>AT3SRH6415BBFL</b>	2,442.	2,564.	2,690.



64" High Single Door tower with two box and two file drawers (right hand shown)	left hand	14 <sup>7</sup> / <sub>8</sub> "	23 <sup>1</sup> / <sub>2</sub> "	63 <sup>5</sup> / <sub>16</sub> "	Y	<b>AT3SLH6415BBFFL</b>	2,638.	2,771.	2,910.
	right hand	14 <sup>7</sup> / <sub>8</sub> "	23 <sup>1</sup> / <sub>2</sub> "	63 <sup>5</sup> / <sub>16</sub> "	Y	<b>AT3SRH6415BBFFL</b>	2,638.	2,771.	2,910.



64" High Single Door tower with two file drawers (right hand shown)	left hand	14 <sup>7</sup> / <sub>8</sub> "	23 <sup>1</sup> / <sub>2</sub> "	63 <sup>5</sup> / <sub>16</sub> "	Y	<b>AT3SLH6415FFL</b>	2,216.	2,324.	2,442.
	right hand	14 <sup>7</sup> / <sub>8</sub> "	23 <sup>1</sup> / <sub>2</sub> "	63 <sup>5</sup> / <sub>16</sub> "	Y	<b>AT3SRH6415FFL</b>	2,216.	2,324.	2,442.



#### Order Code

Example:	<b>AT3SBLH5715BBFL-NJ</b>
<b>AT3</b>	Series 2 Currents Front
<b>SB</b>	Side Access Bookcase
<b>LH</b>	Left Hand Access
<b>57</b>	57" High
<b>15</b>	15" Wide
<b>B</b>	Box Drawer
<b>B</b>	Box Drawer
<b>F</b>	File Drawer
<b>L</b>	Locking
<b>NJ</b>	Medium Grey paint finish

#### Specification Information

For non-locking towers, deduct as follows from the list price for each unit: Deduct \$30 for (1) lock unit, \$60 for (2) lock unit, and \$75 for a (3) lock unit. Substitute the "L" suffix with an "N" within the pattern number to designate a non-locking unit, example (AT3SLH4215BBFN)

#### Application Notes

Hanging rails and other accessories are not included and must be ordered separately. Hanging rails are included with 24" and 30" wide lateral drawers only. (See *Tower Accessories for pricing and order entry information*)

Half depth adjustable shelves and coat hooks may be ordered separately allowing the cupboard area of the 15", 24" and 30" wide towers to support binders as well as shorter coats. (See *Tower Accessories for pricing and order entry information*)

- 15" w Side Access and Display towers include (1) lock.
- Single door towers, double door towers, 24" w and 30" w Side Access and Display towers include (2) locks. (Except full-height doors which include (1) lock)
- Front Access (only) towers with wardrobe include (3) locks. (Except full-height doors with wardrobe which include (2) locks)

#### Critical Dimensions

Dimensions under, **w**, **d** and **h** are actual to the nearest <sup>1</sup>/<sub>16</sub>"

42", 50", 57" and 64" Tower Internal Dimensions

- Box and M drawer height: 4<sup>5</sup>/<sub>16</sub>"
- Box and M drawer width: 12<sup>1</sup>/<sub>16</sub>"
- Box and M drawer depth: 18<sup>3</sup>/<sub>8</sub>"
- File drawer height: 9<sup>1</sup>/<sub>4</sub>"
- File drawer width: 12<sup>1</sup>/<sub>16</sub>"
- File drawer depth: 18<sup>3</sup>/<sub>8</sub>"

**Note:** All towers are configured from the top down with standard combinations of box and file drawers.

"M" drawers consisting of a box drawer body with a file drawer head are available by substituting any two "B" or any one "F" character within the pattern number, example (AT3SLH4215MFN). Multiple "M" drawers may be specified providing they equal the total modules available.

A 6" drawer, behind a cupboard door is available by adding the numeral 1 to the end of the pattern number, example (AT3SLH6415BBFL1)

**Note:** 6" drawer behind doors are not available within the wardrobe portion of towers. Drawers behind doors are painted black.

**Note: Drawer behind door list pricing is as follows: 1=\$255**

# Storage Towers Currents Front

## 24" Wide Storage Towers

### 42" High

description	type	w	d	h	lock	pattern no.	P1	P2	P3
42" High Side Access Bookcase with two box and one file drawer with wardrobe (left hand shown)	left hand	23 7/8"	23 1/2"	41 5/16"	Y	AT3WSBLH4224BBFL	\$2,880.	\$3,026.	\$3,176.
	right hand	23 7/8"	23 1/2"	41 5/16"	Y	AT3WSBRH4224BBFL	2,880.	3,026.	3,176.



42" High Side Access Bookcase with two file drawers with wardrobe (left hand shown)	left hand	23 7/8"	23 1/2"	41 5/16"	Y	AT3WSBLH4224FFL	2,770.	2,912.	3,057.
	right hand	23 7/8"	23 1/2"	41 5/16"	Y	AT3WSBRH4224FFL	2,770.	2,912.	3,057.



Order Code	
Example:	AT3SBLH5724BBFL-NJ
AT3	Series 2 Steel Front
SB	Side Access Bookcase
LH	Left Hand Access
57	57" High
24	24" Wide
B	Box Drawer
B	Box Drawer
F	File Drawer
L	Locking
NJ	Medium Grey paint finish

Specification Information
For non-locking towers, deduct as follows from the list price for each unit: Deduct \$30 for (1) lock unit, \$60 for (2) lock unit, and \$75 for a (3) lock unit. Substitute the "L" suffix with an "N" within the pattern number to designate a non-locking unit, example (AT3SLH6424BBFN)
"M" drawers consisting of a box drawer body with a file drawer head are available by substituting any two "B" or any one "F" character within the pattern number, example (AT3SLH6424MFN). Multiple "M" drawers may be specified providing they equal the total modules available.
A 6" drawer, behind a cupboard door is available by adding the numeral 1 to the end of the pattern number, example (AT3SLH6424BBFL1)
<ul style="list-style-type: none"> <li>15" w Side Access and Display towers include (1) lock.</li> <li>Single door towers, double door towers, 24" w and 30" w Side Access and Display towers include (2) locks. (Except full-height doors which include (1) lock)</li> <li>Front Access (only) towers with wardrobe include (3) locks. (Except full-height doors with wardrobe which include (2) locks)</li> </ul>

**Note:** 6" drawer behind doors are not available within the wardrobe portion of towers. Drawers behind doors are painted black.

**Note: Drawer behind door list pricing is as follows: 1=\$255**

#### Application Notes

Hanging rails and other accessories are not included and must be ordered separately. Hanging rails are included with 24" and 30" wide lateral drawers only. (See *Tower Accessories for pricing and order entry information*)

Half depth adjustable shelves and coat hooks may be ordered separately allowing the cupboard area of the 15", 24" and 30" wide towers to support binders as well as shorter coats. (See *Tower Accessories for pricing and order entry information*)

#### Critical Dimensions

Dimensions under, **w**, **d** and **h** are actual to the nearest 1/16"

50", 57" and 64" Tower Internal Dimensions

- Box and M drawer height: 4 5/16"
- Box and M drawer width: 12 1/16"
- Box and M drawer depth: 18 3/8"
- File drawer height: 9 1/4"
- File drawer width: 12 1/16"
- File drawer depth: 18 3/8"
- Wide drawer height: 9 7/16"
- Wide drawer width: 20 3/4"
- Wide drawer depth: 22 7/8"

**Note:** All towers are configured from the top down with standard combinations of box and file drawers.



# Storage Towers Currents Front

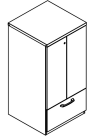
## 24" Wide Storage Towers

### 50" High

Series 2 Storage

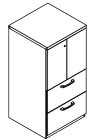
description	type	w	d	h	lock	pattern no.	P1	P2	P3
-------------	------	---	---	---	------	-------------	----	----	----

50" High Double Door tower with one wide drawer



24" and 30" wide double door cabinets may be ordered with a grommet option located in the back of the case by adding a "G" between the 4th and 5th character of the pattern number, example (AT3DG6424WL). Add \$100 for this option. **Note:** By adding a "G" option, the cabinet will also receive AV hinged doors.

50" High Double Door tower with two wide drawers



24" and 30" wide double door cabinets may be ordered with a grommet option located in the back of the case by adding a "G" between the 4th and 5th character of the pattern number, example (AT3DG6424WL). Add \$100 for this option. **Note:** By adding a "G" option, the cabinet will also receive AV hinged doors.

50" High Single Door tower with two wide drawers (left hand shown)



	w	d	h	lock	pattern no.	P1	P2	P3
left hand	23 7/8"	23 1/2"	48 5/16"	Y	AT3SLH5024WWL	2,414.	2,534.	2,665.
right hand	23 7/8"	23 1/2"	48 5/16"	Y	AT3SRH5024WWL	2,414.	2,534.	2,665.

#### Order Code

Example:	AT3SBLH5724BBFL-NJ
AT3	Series 2 Steel Front
SB	Side Access Bookcase
LH	Left Hand Access
57	57" High
24	24" Wide
B	Box Drawer
B	Box Drawer
F	File Drawer
L	Locking
NJ	Medium Grey paint finish

#### Specification Information

For non-locking towers, deduct as follows from the list price for each unit: Deduct \$30 for (1) lock unit, \$60 for (2) lock unit, and \$75 for a (3) lock unit. Substitute the "L" suffix with an "N" within the pattern number to designate a non-locking unit, example (AT3SLH6424BBFN)

"M" drawers consisting of a box drawer body with a file drawer head are available by substituting any two "B" or any one "F" character within the pattern number, example (AT3SLH6424MFN). Multiple "M" drawers may be specified providing they equal the total modules available.

A 6" drawer, behind a cupboard door is available by adding the numeral 1 to the end of the pattern number, example (AT3SLH6424BBFL1)

- 15" w Side Access and Display towers include (1) lock.
- Single door towers, double door towers, 24" w and 30" w Side Access and Display towers include (2) locks. (Except full-height doors which include (1) lock)
- Front Access (only) towers with wardrobe include (3) locks. (Except full-height doors with wardrobe which include (2) locks)

**Note:** 6" drawer behind doors are not available within the wardrobe portion of towers. Drawers behind doors are painted black.

**Note: Drawer behind door list pricing is as follows: 1=\$255**

#### Application Notes

Hanging rails and other accessories are not included and must be ordered separately. Hanging rails are included with 24" and 30" wide lateral drawers only. (See *Tower Accessories for pricing and order entry information*)

Half depth adjustable shelves and coat hooks may be ordered separately allowing the cupboard area of the 15", 24" and 30" wide towers to support binders as well as shorter coats. (See *Tower Accessories for pricing and order entry information*)

#### Critical Dimensions

Dimensions under, **w**, **d** and **h** are actual to the nearest 1/16"

50", 57" and 64" Tower Internal Dimensions

- Box and M drawer height: 4 5/16"
- Box and M drawer width: 12 1/16"
- Box and M drawer depth: 18 3/8"
- File drawer height: 9 1/4"
- File drawer width: 12 1/16"
- File drawer depth: 18 3/8"
- Wide drawer height: 9 9/16"
- Wide drawer width: 20 3/4"
- Wide drawer depth: 22 7/8"

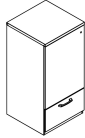
**Note:** All towers are configured from the top down with standard combinations of box and file drawers.

# Storage Towers Currents Front

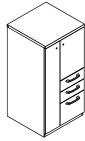
## 24" Wide Storage Towers

### 50" High

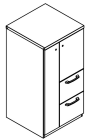
description	type	w	d	h	lock	pattern no.	P1	P2	P3
50" High Single Door tower with wide drawer (left hand shown)	left hand	23 <sup>7</sup> / <sub>8</sub> "	23 <sup>1</sup> / <sub>2</sub> "	48 <sup>5</sup> / <sub>16</sub> "	Y	<b>AT3SLH5024WVL</b>	\$2,023.	\$2,123.	\$2,229.
	right hand	23 <sup>7</sup> / <sub>8</sub> "	23 <sup>1</sup> / <sub>2</sub> "	48 <sup>5</sup> / <sub>16</sub> "	Y	<b>AT3SRH5024WVL</b>	2,023.	2,123.	2,229.



50" High tower with two box and one file drawer and door and wardrobe (left hand shown)	left hand	23 <sup>7</sup> / <sub>8</sub> "	23 <sup>1</sup> / <sub>2</sub> "	48 <sup>5</sup> / <sub>16</sub> "	Y	<b>AT3WSLH5024BBFL</b>	2,835.	2,979.	3,128.
	right hand	23 <sup>7</sup> / <sub>8</sub> "	23 <sup>1</sup> / <sub>2</sub> "	48 <sup>5</sup> / <sub>16</sub> "	Y	<b>AT3WSRH5024BBFL</b>	2,835.	2,979.	3,128.



50" High tower with two file drawers and door and wardrobe (left hand shown)	left hand	23 <sup>7</sup> / <sub>8</sub> "	23 <sup>1</sup> / <sub>2</sub> "	48 <sup>5</sup> / <sub>16</sub> "	Y	<b>AT3WSLH5024FFL</b>	2,320.	2,436.	2,559.
	right hand	23 <sup>7</sup> / <sub>8</sub> "	23 <sup>1</sup> / <sub>2</sub> "	48 <sup>5</sup> / <sub>16</sub> "	Y	<b>AT3WSRH5024FFL</b>	2,320.	2,436.	2,559.



Order Code	Specification Information
Example: <b>AT3SBLH5724BBFL-NJ</b>	
<b>AT3</b> Series 2 Steel Front	
<b>SB</b> Side Access Bookcase	
<b>LH</b> Left Hand Access	
<b>57</b> 57" High	
<b>24</b> 24" Wide	
<b>B</b> Box Drawer	
<b>B</b> Box Drawer	
<b>F</b> File Drawer	
<b>L</b> Locking	
<b>NJ</b> Medium Grey paint finish	

#### Specification Information

For non-locking towers, deduct as follows from the list price for each unit: Deduct \$30 for (1) lock unit, \$60 for (2) lock unit, and \$75 for a (3) lock unit. Substitute the "L" suffix with an "N" within the pattern number to designate a non-locking unit, example (AT3SLH6424BBFN)

"M" drawers consisting of a box drawer body with a file drawer head are available by substituting any two "B" or any one "F" character within the pattern number, example (AT3SLH6424MFN). Multiple "M" drawers may be specified providing they equal the total modules available.

A 6" drawer, behind a cupboard door is available by adding the numeral 1 to the end of the pattern number, example (AT3SLH6424BBFL1)

- 15" w Side Access and Display towers include (1) lock.
- Single door towers, double door towers, 24" w and 30" w Side Access and Display towers include (2) locks. (Except full-height doors which include (1) lock)
- Front Access (only) towers with wardrobe include (3) locks. (Except full-height doors with wardrobe which include (2) locks)

**Note:** 6" drawer behind doors are not available within the wardrobe portion of towers. Drawers behind doors are painted black.

**Note: Drawer behind door list pricing is as follows: 1=\$255**

#### Application Notes

Hanging rails and other accessories are not included and must be ordered separately. Hanging rails are included with 24" and 30" wide lateral drawers only. (See *Tower Accessories for pricing and order entry information*)

Half depth adjustable shelves and coat hooks may be ordered separately allowing the cupboard area of the 15", 24" and 30" wide towers to support binders as well as shorter coats. (See *Tower Accessories for pricing and order entry information*)

#### Critical Dimensions

Dimensions under, **w**, **d** and **h** are actual to the nearest <sup>1</sup>/<sub>16</sub>"

50", 57" and 64" Tower Internal Dimensions

- Box and M drawer height: 4<sup>5</sup>/<sub>16</sub>"
- Box and M drawer width: 12<sup>1</sup>/<sub>16</sub>"
- Box and M drawer depth: 18<sup>3</sup>/<sub>8</sub>"
- File drawer height: 9<sup>1</sup>/<sub>4</sub>"
- File drawer width: 12<sup>1</sup>/<sub>16</sub>"
- File drawer depth: 18<sup>3</sup>/<sub>8</sub>"
- Wide drawer height: 9<sup>3</sup>/<sub>16</sub>"
- Wide drawer width: 20<sup>3</sup>/<sub>4</sub>"
- Wide drawer depth: 22<sup>7</sup>/<sub>8</sub>"

**Note:** All towers are configured from the top down with standard combinations of box and file drawers.

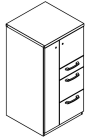
# Storage Towers Currents Front

## 24" Wide Storage Towers

### 50" High

Series 2 Storage

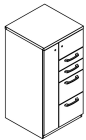
description	type	w	d	h	lock	pattern no.	P1	P2	P3
50" High tower with one box and two file drawers and door and wardrobe (left hand shown)	left hand	23 <sup>7</sup> / <sub>8</sub> "	23 <sup>1</sup> / <sub>2</sub> "	48 <sup>5</sup> / <sub>16</sub> "	Y	AT3WSLH5024BBFFL	\$2,765.	\$2,905.	\$3,051.
	right hand	23 <sup>7</sup> / <sub>8</sub> "	23 <sup>1</sup> / <sub>2</sub> "	48 <sup>5</sup> / <sub>16</sub> "	Y	AT3WSRH5024BBFFL	2,765.	2,905.	3,051.



50" High tower with three file drawers and door and wardrobe (left hand shown)	left hand	23 <sup>7</sup> / <sub>8</sub> "	23 <sup>1</sup> / <sub>2</sub> "	48 <sup>5</sup> / <sub>16</sub> "	Y	AT3WSLH5024FFFL	2,785.	2,923.	3,069.
	right hand	23 <sup>7</sup> / <sub>8</sub> "	23 <sup>1</sup> / <sub>2</sub> "	48 <sup>5</sup> / <sub>16</sub> "	Y	AT3WSRH5024FFFL	2,785.	2,923.	3,069.



50" High tower with two box and two file drawers and door and wardrobe (left hand shown)	left hand	23 <sup>7</sup> / <sub>8</sub> "	23 <sup>1</sup> / <sub>2</sub> "	48 <sup>5</sup> / <sub>16</sub> "	Y	AT3WSLH5024BBFFL	3,039.	3,188.	3,348.
	right hand	23 <sup>7</sup> / <sub>8</sub> "	23 <sup>1</sup> / <sub>2</sub> "	48 <sup>5</sup> / <sub>16</sub> "	Y	AT3WSRH5024BBFFL	3,039.	3,188.	3,348.



Order Code	Specification Information
Example: <b>AT3SBLH5724BBFL-NJ</b>	
<b>AT3</b> Series 2 Steel Front	
<b>SB</b> Side Access Bookcase	
<b>LH</b> Left Hand Access	
<b>57</b> 57" High	
<b>24</b> 24" Wide	
<b>B</b> Box Drawer	
<b>B</b> Box Drawer	
<b>F</b> File Drawer	
<b>L</b> Locking	
<b>NJ</b> Medium Grey paint finish	

#### Specification Information

For non-locking towers, deduct as follows from the list price for each unit: Deduct \$30 for (1) lock unit, \$60 for (2) lock unit, and \$75 for a (3) lock unit. Substitute the "L" suffix with an "N" within the pattern number to designate a non-locking unit, example (AT3SLH6424BBFN)

"M" drawers consisting of a box drawer body with a file drawer head are available by substituting any two "B" or any one "F" character within the pattern number, example (AT3SLH6424MFN). Multiple "M" drawers may be specified providing they equal the total modules available.

A 6" drawer, behind a cupboard door is available by adding the numeral 1 to the end of the pattern number, example (AT3SLH6424BBFL1)

- 15" w Side Access and Display towers include (1) lock.
- Single door towers, double door towers, 24" w and 30" w Side Access and Display towers include (2) locks. (Except full-height doors which include (1) lock)
- Front Access (only) towers with wardrobe include (3) locks. (Except full-height doors with wardrobe which include (2) locks)

**Note:** 6" drawer behind doors are not available within the wardrobe portion of towers. Drawers behind doors are painted black.

**Note: Drawer behind door list pricing is as follows: 1=\$255**

#### Application Notes

Hanging rails and other accessories are not included and must be ordered separately. Hanging rails are included with 24" and 30" wide lateral drawers only. (See *Tower Accessories for pricing and order entry information*)

Half depth adjustable shelves and coat hooks may be ordered separately allowing the cupboard area of the 15", 24" and 30" wide towers to support binders as well as shorter coats. (See *Tower Accessories for pricing and order entry information*)

#### Critical Dimensions

Dimensions under, **w**, **d** and **h** are actual to the nearest <sup>1</sup>/<sub>16</sub>"

50", 57" and 64" Tower Internal Dimensions

- Box and M drawer height: 4<sup>5</sup>/<sub>16</sub>"
- Box and M drawer width: 12<sup>1</sup>/<sub>16</sub>"
- Box and M drawer depth: 18<sup>3</sup>/<sub>8</sub>"
- File drawer height: 9<sup>1</sup>/<sub>4</sub>"
- File drawer width: 12<sup>1</sup>/<sub>16</sub>"
- File drawer depth: 18<sup>3</sup>/<sub>8</sub>"
- Wide drawer height: 9<sup>3</sup>/<sub>16</sub>"
- Wide drawer width: 20<sup>3</sup>/<sub>4</sub>"
- Wide drawer depth: 22<sup>7</sup>/<sub>8</sub>"

**Note:** All towers are configured from the top down with standard combinations of box and file drawers.

# Storage Towers Currents Front

## 24" Wide Storage Towers

### 50" High

description	type	w	d	h	lock	pattern no.	P1	P2	P3
50" High Side Access Bookcase with two box and one file drawer with wardrobe (left hand shown)	left hand	23 <sup>7</sup> / <sub>8</sub> "	23 <sup>1</sup> / <sub>2</sub> "	48 <sup>5</sup> / <sub>16</sub> "	Y	AT3WSBLH5024BBFL	\$2,893.	\$3,039.	\$3,188.
	right hand	23 <sup>7</sup> / <sub>8</sub> "	23 <sup>1</sup> / <sub>2</sub> "	48 <sup>5</sup> / <sub>16</sub> "	Y	AT3WSBRH5024BBFL	2,893.	3,039.	3,188.



50" High Side Access Bookcase with two file drawers with wardrobe (left hand shown)	left hand	23 <sup>7</sup> / <sub>8</sub> "	23 <sup>1</sup> / <sub>2</sub> "	48 <sup>5</sup> / <sub>16</sub> "	Y	AT3WSBLH5024FFL	2,785.	2,923.	3,069.
	right hand	23 <sup>7</sup> / <sub>8</sub> "	23 <sup>1</sup> / <sub>2</sub> "	48 <sup>5</sup> / <sub>16</sub> "	Y	AT3WSBRH5024FFL	2,785.	2,923.	3,069.



Order Code	Specification Information
Example: <b>AT3SBLH5724BBFL-NJ</b>	
<b>AT3</b> Series 2 Steel Front	
<b>SB</b> Side Access Bookcase	
<b>LH</b> Left Hand Access	
<b>57</b> 57" High	
<b>24</b> 24" Wide	
<b>B</b> Box Drawer	
<b>B</b> Box Drawer	
<b>F</b> File Drawer	
<b>L</b> Locking	
<b>NJ</b> Medium Grey paint finish	

#### Specification Information

For non-locking towers, deduct as follows from the list price for each unit: Deduct \$30 for (1) lock unit, \$60 for (2) lock unit, and \$75 for a (3) lock unit. Substitute the "L" suffix with an "N" within the pattern number to designate a non-locking unit, example (AT3SLH6424BBFN)

"M" drawers consisting of a box drawer body with a file drawer head are available by substituting any two "B" or any one "F" character within the pattern number, example (AT3SLH6424MFN). Multiple "M" drawers may be specified providing they equal the total modules available.

A 6" drawer, behind a cupboard door is available by adding the numeral 1 to the end of the pattern number, example (AT3SLH6424BBFL1)

- 15" w Side Access and Display towers include (1) lock.
- Single door towers, double door towers, 24" w and 30" w Side Access and Display towers include (2) locks. (Except full-height doors which include (1) lock)
- Front Access (only) towers with wardrobe include (3) locks. (Except full-height doors with wardrobe which include (2) locks)

**Note:** 6" drawer behind doors are not available within the wardrobe portion of towers. Drawers behind doors are painted black.

**Note: Drawer behind door list pricing is as follows: 1=\$255**

#### Application Notes

Hanging rails and other accessories are not included and must be ordered separately. Hanging rails are included with 24" and 30" wide lateral drawers only. (See *Tower Accessories for pricing and order entry information*)

Half depth adjustable shelves and coat hooks may be ordered separately allowing the cupboard area of the 15", 24" and 30" wide towers to support binders as well as shorter coats. (See *Tower Accessories for pricing and order entry information*)

#### Critical Dimensions

Dimensions under, **w**, **d** and **h** are actual to the nearest <sup>1</sup>/<sub>16</sub>"

50", 57" and 64" Tower Internal Dimensions

- Box and M drawer height: 4<sup>5</sup>/<sub>16</sub>"
- Box and M drawer width: 12<sup>1</sup>/<sub>16</sub>"
- Box and M drawer depth: 18<sup>3</sup>/<sub>8</sub>"
- File drawer height: 9<sup>1</sup>/<sub>4</sub>"
- File drawer width: 12<sup>1</sup>/<sub>16</sub>"
- File drawer depth: 18<sup>3</sup>/<sub>8</sub>"
- Wide drawer height: 9<sup>3</sup>/<sub>16</sub>"
- Wide drawer width: 20<sup>3</sup>/<sub>4</sub>"
- Wide drawer depth: 22<sup>7</sup>/<sub>8</sub>"

**Note:** All towers are configured from the top down with standard combinations of box and file drawers.

# Storage Towers Currents Front

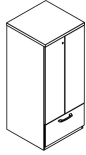
## 24" Wide Storage Towers

### 57" High

Series 2 Storage

description	type	w	d	h	lock	pattern no.	P1	P2	P3
-------------	------	---	---	---	------	-------------	----	----	----

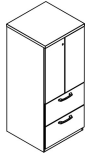
57" High Double Door tower with one wide drawer



		23 <sup>7</sup> / <sub>8</sub> "	23 <sup>1</sup> / <sub>2</sub> "	56 <sup>3</sup> / <sub>16</sub> "	Y	<b>AT3D5724WL</b>	\$2,489.	\$2,861.	\$2,985.
--	--	----------------------------------	----------------------------------	-----------------------------------	---	-------------------	----------	----------	----------

24" and 30" wide double door cabinets may be ordered with a grommet option located in the back of the case by adding a "G" between the 4th and 5th character of the pattern number, example (AT3D**G**6424WL). Add \$100 for this option.**Note:** By adding a "G" option, the cabinet will also receive AV hinged doors.

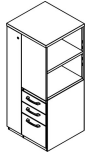
57" High Double Door tower with two wide drawers



		23 <sup>7</sup> / <sub>8</sub> "	23 <sup>1</sup> / <sub>2</sub> "	56 <sup>3</sup> / <sub>16</sub> "	Y	<b>AT3D5724WWL</b>	2,934.	3,374.	3,518.
--	--	----------------------------------	----------------------------------	-----------------------------------	---	--------------------	--------	--------	--------

24" and 30" wide double door cabinets may be ordered with a grommet option located in the back of the case by adding a "G" between the 4th and 5th character of the pattern number, example (AT3D**G**6424WL). Add \$100 for this option.**Note:** By adding a "G" option, the cabinet will also receive AV hinged doors.

57" High Side Access Bookcase with two box and one file drawer with wardrobe (left hand shown)



left hand	23 <sup>7</sup> / <sub>8</sub> "	23 <sup>1</sup> / <sub>2</sub> "	57 <sup>3</sup> / <sub>16</sub> "	Y	<b>AT3WSBLH5724BBFL</b>	3,008.	3,458.	3,608.
right hand	23 <sup>7</sup> / <sub>8</sub> "	23 <sup>1</sup> / <sub>2</sub> "	57 <sup>3</sup> / <sub>16</sub> "	Y	<b>AT3WSBRH5724BBFL</b>	3,008.	3,458.	3,608.

#### Order Code

Example:	<b>AT3SBLH5724BBFL-NJ</b>
<b>AT3</b>	Series 2 Steel Front
<b>SB</b>	Side Access Bookcase
<b>LH</b>	Left Hand Access
<b>57</b>	57" High
<b>24</b>	24" Wide
<b>B</b>	Box Drawer
<b>B</b>	Box Drawer
<b>F</b>	File Drawer
<b>L</b>	Locking
<b>NJ</b>	Medium Grey paint finish

#### Specification Information

For non-locking towers, deduct as follows from the list price for each unit: Deduct \$30 for (1) lock unit, \$60 for (2) lock unit, and \$75 for a (3) lock unit. Substitute the "L" suffix with an "N" within the pattern number to designate a non-locking unit, example (AT3SLH6424BBFN)

"M" drawers consisting of a box drawer body with a file drawer head are available by substituting any two "B" or any one "F" character within the pattern number, example (AT3SLH6424**MFN**). Multiple "M" drawers may be specified providing they equal the total modules available.

A 6" drawer, behind a cupboard door is available by adding the numeral 1 to the end of the pattern number, example (AT3SLH6424BBFL**1**)

- 15" w Side Access and Display towers include (1) lock.
- Single door towers, double door towers, 24" w and 30" w Side Access and Display towers include (2) locks. (Except full-height doors which include (1) lock)
- Front Access (only) towers with wardrobe include (3) locks. (Except full-height doors with wardrobe which include (2) locks)

**Note:** 6" drawer behind doors are not available within the wardrobe portion of towers. Drawers behind doors are painted black.

**Note: Drawer behind door list pricing is as follows: 1=\$255**

#### Application Notes

Hanging rails and other accessories are not included and must be ordered separately. Hanging rails are included with 24" and 30" wide lateral drawers only. (See *Tower Accessories for pricing and order entry information*)

Half depth adjustable shelves and coat hooks may be ordered separately allowing the cupboard area of the 15", 24" and 30" wide towers to support binders as well as shorter coats. (See *Tower Accessories for pricing and order entry information*)

#### Critical Dimensions

Dimensions under, **w**, **d** and **h** are actual to the nearest <sup>1</sup>/<sub>16</sub>"

50", 57" and 64" Tower Internal Dimensions

- Box and M drawer height: 4<sup>5</sup>/<sub>16</sub>"
- Box and M drawer width: 12<sup>1</sup>/<sub>16</sub>"
- Box and M drawer depth: 18<sup>3</sup>/<sub>8</sub>"
- File drawer height: 9<sup>1</sup>/<sub>4</sub>"
- File drawer width: 12<sup>1</sup>/<sub>16</sub>"
- File drawer depth: 18<sup>3</sup>/<sub>8</sub>"
- Wide drawer height: 9<sup>9</sup>/<sub>16</sub>"
- Wide drawer width: 20<sup>3</sup>/<sub>4</sub>"
- Wide drawer depth: 22<sup>7</sup>/<sub>8</sub>"

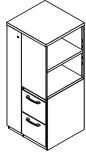
**Note:** All towers are configured from the top down with standard combinations of box and file drawers.

# Storage Towers Currents Front

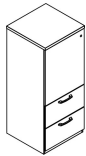
## 24" Wide Storage Towers

### 57" High

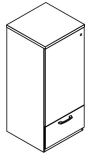
description	type	w	d	h	lock	pattern no.	P1	P2	P3
57" High Side Access Bookcase with two file drawers with wardrobe (left hand shown)	left hand	23 <sup>7</sup> / <sub>8</sub> "	23 <sup>1</sup> / <sub>2</sub> "	56 <sup>3</sup> / <sub>16</sub> "	Y	<b>AT3WSBLH5724FFL</b>	\$2,901.	\$3,333.	\$3,477.
	right hand	23 <sup>7</sup> / <sub>8</sub> "	23 <sup>1</sup> / <sub>2</sub> "	56 <sup>3</sup> / <sub>16</sub> "	Y	<b>AT3WSBRH5724FFL</b>	2,901.	3,333.	3,477.



57" High Single Door tower with two wide drawers (left hand shown)	left hand	23 <sup>7</sup> / <sub>8</sub> "	23 <sup>1</sup> / <sub>2</sub> "	56 <sup>3</sup> / <sub>16</sub> "	Y	<b>AT3SLH5724WWL</b>	2,475.	2,847.	2,969.
	right hand	23 <sup>7</sup> / <sub>8</sub> "	23 <sup>1</sup> / <sub>2</sub> "	56 <sup>3</sup> / <sub>16</sub> "	Y	<b>AT3SRH5724WWL</b>	2,475.	2,847.	2,969.



57" High Single Door tower with wide drawer (left hand shown)	left hand	23 <sup>7</sup> / <sub>8</sub> "	23 <sup>1</sup> / <sub>2</sub> "	56 <sup>3</sup> / <sub>16</sub> "	Y	<b>AT3SLH5724WL</b>	2,099.	2,412.	2,517.
	right hand	23 <sup>7</sup> / <sub>8</sub> "	23 <sup>1</sup> / <sub>2</sub> "	56 <sup>3</sup> / <sub>16</sub> "	Y	<b>AT3SRH5724WL</b>	2,099.	2,412.	2,517.



Order Code	Specification Information
Example: <b>AT3SBLH5724BBFL-NJ</b>	
<b>AT3</b> Series 2 Steel Front	
<b>SB</b> Side Access Bookcase	
<b>LH</b> Left Hand Access	
<b>57</b> 57" High	
<b>24</b> 24" Wide	
<b>B</b> Box Drawer	
<b>B</b> Box Drawer	
<b>F</b> File Drawer	
<b>L</b> Locking	
<b>NJ</b> Medium Grey paint finish	

#### Specification Information

For non-locking towers, deduct as follows from the list price for each unit: Deduct \$30 for (1) lock unit, \$60 for (2) lock unit, and \$75 for a (3) lock unit. Substitute the "L" suffix with an "N" within the pattern number to designate a non-locking unit, example (AT3SLH6424BBFN)

"M" drawers consisting of a box drawer body with a file drawer head are available by substituting any two "B" or any one "F" character within the pattern number, example (AT3SLH6424MFN). Multiple "M" drawers may be specified providing they equal the total modules available.

A 6" drawer, behind a cupboard door is available by adding the numeral 1 to the end of the pattern number, example (AT3SLH6424BBFL1)

- 15" w Side Access and Display towers include (1) lock.
- Single door towers, double door towers, 24" w and 30" w Side Access and Display towers include (2) locks. (Except full-height doors which include (1) lock)
- Front Access (only) towers with wardrobe include (3) locks. (Except full-height doors with wardrobe which include (2) locks)

**Note:** 6" drawer behind doors are not available within the wardrobe portion of towers. Drawers behind doors are painted black.

**Note: Drawer behind door list pricing is as follows: 1=\$255**

#### Application Notes

Hanging rails and other accessories are not included and must be ordered separately. Hanging rails are included with 24" and 30" wide lateral drawers only. (See *Tower Accessories for pricing and order entry information*)

Half depth adjustable shelves and coat hooks may be ordered separately allowing the cupboard area of the 15", 24" and 30" wide towers to support binders as well as shorter coats. (See *Tower Accessories for pricing and order entry information*)

#### Critical Dimensions

Dimensions under, **w**, **d** and **h** are actual to the nearest <sup>1</sup>/<sub>16</sub>"

50", 57" and 64" Tower Internal Dimensions

- Box and M drawer height: 4<sup>5</sup>/<sub>16</sub>"
- Box and M drawer width: 12<sup>1</sup>/<sub>16</sub>"
- Box and M drawer depth: 18<sup>3</sup>/<sub>8</sub>"
- File drawer height: 9<sup>1</sup>/<sub>4</sub>"
- File drawer width: 12<sup>1</sup>/<sub>16</sub>"
- File drawer depth: 18<sup>3</sup>/<sub>8</sub>"
- Wide drawer height: 9<sup>3</sup>/<sub>16</sub>"
- Wide drawer width: 20<sup>3</sup>/<sub>4</sub>"
- Wide drawer depth: 22<sup>7</sup>/<sub>8</sub>"

**Note:** All towers are configured from the top down with standard combinations of box and file drawers.

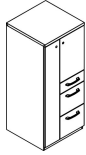
# Storage Towers Currents Front

## 24" Wide Storage Towers

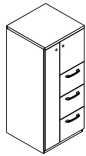
### 57" High

Series 2 Storage

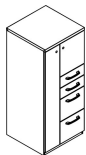
description	type	w	d	h	lock	pattern no.	P1	P2	P3
57" High tower with one box and two file drawers and door and wardrobe (left hand shown)	left hand	23 <sup>7</sup> / <sub>8</sub> "	23 <sup>1</sup> / <sub>2</sub> "	56 <sup>3</sup> / <sub>16</sub> "	Y	AT3WSLH5724BBFFL	\$2,852.	\$3,278.	\$3,416.
	right hand	23 <sup>7</sup> / <sub>8</sub> "	23 <sup>1</sup> / <sub>2</sub> "	56 <sup>3</sup> / <sub>16</sub> "	Y	AT3WSRH5724BBFFL	2,852.	3,278.	3,416.



57" High tower with three file drawers and door and wardrobe (left hand shown)	left hand	23 <sup>7</sup> / <sub>8</sub> "	23 <sup>1</sup> / <sub>2</sub> "	56 <sup>3</sup> / <sub>16</sub> "	Y	AT3WSLH5724FFFL	2,852.	3,278.	3,416.
	right hand	23 <sup>7</sup> / <sub>8</sub> "	23 <sup>1</sup> / <sub>2</sub> "	56 <sup>3</sup> / <sub>16</sub> "	Y	AT3WSRH5724FFFL	2,852.	3,278.	3,416.



57" High tower with two box and two file drawers and door and wardrobe (left hand shown)	left hand	23 <sup>7</sup> / <sub>8</sub> "	23 <sup>1</sup> / <sub>2</sub> "	56 <sup>3</sup> / <sub>16</sub> "	Y	AT3WSLH5724BBFFL	3,105.	3,570.	3,724.
	right hand	23 <sup>7</sup> / <sub>8</sub> "	23 <sup>1</sup> / <sub>2</sub> "	56 <sup>3</sup> / <sub>16</sub> "	Y	AT3WSRH5724BBFFL	3,105.	3,570.	3,724.



Order Code	Specification Information
Example: <b>AT3SBLH5724BBFL-NJ</b>	
<b>AT3</b> Series 2 Steel Front	
<b>SB</b> Side Access Bookcase	
<b>LH</b> Left Hand Access	
<b>57</b> 57" High	
<b>24</b> 24" Wide	
<b>B</b> Box Drawer	
<b>B</b> Box Drawer	
<b>F</b> File Drawer	
<b>L</b> Locking	
<b>NJ</b> Medium Grey paint finish	

#### Specification Information

For non-locking towers, deduct as follows from the list price for each unit: Deduct \$30 for (1) lock unit, \$60 for (2) lock unit, and \$75 for a (3) lock unit. Substitute the "L" suffix with an "N" within the pattern number to designate a non-locking unit, example (AT3SLH6424BBFN)

"M" drawers consisting of a box drawer body with a file drawer head are available by substituting any two "B" or any one "F" character within the pattern number, example (AT3SLH6424MFN). Multiple "M" drawers may be specified providing they equal the total modules available.

A 6" drawer, behind a cupboard door is available by adding the numeral 1 to the end of the pattern number, example (AT3SLH6424BBFL1)

- 15" w Side Access and Display towers include (1) lock.
- Single door towers, double door towers, 24" w and 30" w Side Access and Display towers include (2) locks. (Except full-height doors which include (1) lock)
- Front Access (only) towers with wardrobe include (3) locks. (Except full-height doors with wardrobe which include (2) locks)

**Note:** 6" drawer behind doors are not available within the wardrobe portion of towers. Drawers behind doors are painted black.

**Note: Drawer behind door list pricing is as follows: 1=\$255**

#### Application Notes

Hanging rails and other accessories are not included and must be ordered separately. Hanging rails are included with 24" and 30" wide lateral drawers only. (See *Tower Accessories for pricing and order entry information*)

Half depth adjustable shelves and coat hooks may be ordered separately allowing the cupboard area of the 15", 24" and 30" wide towers to support binders as well as shorter coats. (See *Tower Accessories for pricing and order entry information*)

#### Critical Dimensions

Dimensions under, **w**, **d** and **h** are actual to the nearest <sup>1</sup>/<sub>16</sub>"

50", 57" and 64" Tower Internal Dimensions

- Box and M drawer height: 4<sup>5</sup>/<sub>16</sub>"
- Box and M drawer width: 12<sup>1</sup>/<sub>16</sub>"
- Box and M drawer depth: 18<sup>3</sup>/<sub>8</sub>"
- File drawer height: 9<sup>1</sup>/<sub>4</sub>"
- File drawer width: 12<sup>1</sup>/<sub>16</sub>"
- File drawer depth: 18<sup>3</sup>/<sub>8</sub>"
- Wide drawer height: 9<sup>3</sup>/<sub>16</sub>"
- Wide drawer width: 20<sup>3</sup>/<sub>4</sub>"
- Wide drawer depth: 22<sup>7</sup>/<sub>8</sub>"

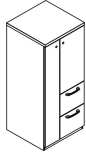
**Note:** All towers are configured from the top down with standard combinations of box and file drawers.

# Storage Towers Currents Front

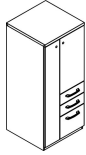
## 24" Wide Storage Towers

### 57" High

description	type	w	d	h	lock	pattern no.	P1	P2	P3
57" High tower with two file drawers and door and wardrobe (left hand shown)	left hand	23 7/8"	23 1/2"	56 3/16"	Y	<b>AT3WSLH5724FFL</b>	\$2,393.	\$2,751.	\$2,868.
	right hand	23 7/8"	23 1/2"	56 3/16"	Y	<b>AT3WSRH5724FFL</b>	2,393.	2,751.	2,868.



57" High tower with two box and one file drawer and door and wardrobe (left hand shown)	left hand	23 7/8"	23 1/2"	56 3/16"	Y	<b>AT3WSLH5724BBFL</b>	2,943.	3,384.	3,529.
	right hand	23 7/8"	23 1/2"	56 3/16"	Y	<b>AT3WSRH5724BBFL</b>	2,943.	3,384.	3,529.



Order Code	Specification Information
Example: <b>AT3SBLH5724BBFL-NJ</b>	
<b>AT3</b> Series 2 Steel Front	
<b>SB</b> Side Access Bookcase	
<b>LH</b> Left Hand Access	
<b>57</b> 57" High	
<b>24</b> 24" Wide	
<b>B</b> Box Drawer	
<b>B</b> Box Drawer	
<b>F</b> File Drawer	
<b>L</b> Locking	
<b>NJ</b> Medium Grey paint finish	

#### Specification Information

For non-locking towers, deduct as follows from the list price for each unit: Deduct \$30 for (1) lock unit, \$60 for (2) lock unit, and \$75 for a (3) lock unit. Substitute the "L" suffix with an "N" within the pattern number to designate a non-locking unit, example (AT3SLH6424BBFN)

"M" drawers consisting of a box drawer body with a file drawer head are available by substituting any two "B" or any one "F" character within the pattern number, example (AT3SLH6424MFN). Multiple "M" drawers may be specified providing they equal the total modules available.

A 6" drawer, behind a cupboard door is available by adding the numeral 1 to the end of the pattern number, example (AT3SLH6424BBFL1)

- 15" w Side Access and Display towers include (1) lock.
- Single door towers, double door towers, 24" w and 30" w Side Access and Display towers include (2) locks. (Except full-height doors which include (1) lock)
- Front Access (only) towers with wardrobe include (3) locks. (Except full-height doors with wardrobe which include (2) locks)

**Note:** 6" drawer behind doors are not available within the wardrobe portion of towers. Drawers behind doors are painted black.

**Note: Drawer behind door list pricing is as follows: 1=\$255**

#### Application Notes

Hanging rails and other accessories are not included and must be ordered separately. Hanging rails are included with 24" and 30" wide lateral drawers only. (See *Tower Accessories for pricing and order entry information*)

Half depth adjustable shelves and coat hooks may be ordered separately allowing the cupboard area of the 15", 24" and 30" wide towers to support binders as well as shorter coats. (See *Tower Accessories for pricing and order entry information*)

#### Critical Dimensions

Dimensions under, **w**, **d** and **h** are actual to the nearest 1/16"

50", 57" and 64" Tower Internal Dimensions

- Box and M drawer height: 4 5/16"
- Box and M drawer width: 12 1/16"
- Box and M drawer depth: 18 3/8"
- File drawer height: 9 1/4"
- File drawer width: 12 1/16"
- File drawer depth: 18 3/8"
- Wide drawer height: 9 3/16"
- Wide drawer width: 20 3/4"
- Wide drawer depth: 22 7/8"

**Note:** All towers are configured from the top down with standard combinations of box and file drawers.



# Storage Towers Currents Front

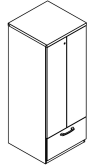
## 24" Wide Storage Towers

### 64" High

Series 2 Storage

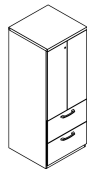
description	type	w	d	h	lock	pattern no.	P1	P2	P3
-------------	------	---	---	---	------	-------------	----	----	----

64" High Double Door tower with one wide drawer



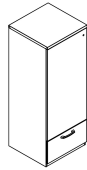
24" and 30" wide double door cabinets may be ordered with a grommet option located in the back of the case by adding a "G" between the 4th and 5th character of the pattern number, example (AT3DG6424WL). Add \$100 for this option. **Note:** By adding a "G" option, the cabinet will also receive AV hinged doors.

64" High Double Door tower with two wide drawers



24" and 30" wide double door cabinets may be ordered with a grommet option located in the back of the case by adding a "G" between the 4th and 5th character of the pattern number, example (AT3DG6424WL). Add \$100 for this option. **Note:** By adding a "G" option, the cabinet will also receive AV hinged doors.

64" High Single Door tower with wide drawer (left hand shown)



left hand	23 7/8"	23 1/2"	63 5/16"	Y	AT3SLH6424WL	2,175.	2,283.	2,397.
right hand	23 7/8"	23 1/2"	63 5/16"	Y	AT3SRH6424WL	2,175.	2,283.	2,397.

#### Order Code

Example:	AT3SBLH5724BBFL-NJ
AT3	Series 2 Steel Front
SB	Side Access Bookcase
LH	Left Hand Access
57	57" High
24	24" Wide
B	Box Drawer
B	Box Drawer
F	File Drawer
L	Locking
NJ	Medium Grey paint finish

#### Specification Information

For non-locking towers, deduct as follows from the list price for each unit: Deduct \$30 for (1) lock unit, \$60 for (2) lock unit, and \$75 for a (3) lock unit. Substitute the "L" suffix with an "N" within the pattern number to designate a non-locking unit, example (AT3SLH6424BBFN)

"M" drawers consisting of a box drawer body with a file drawer head are available by substituting any two "B" or any one "F" character within the pattern number, example (AT3SLH6424MFN). Multiple "M" drawers may be specified providing they equal the total modules available.

A 6" drawer, behind a cupboard door is available by adding the numeral 1 to the end of the pattern number, example (AT3SLH6424BBFL1)

- 15" w Side Access and Display towers include (1) lock.
- Single door towers, double door towers, 24" w and 30" w Side Access and Display towers include (2) locks. (Except full-height doors which include (1) lock)
- Front Access (only) towers with wardrobe include (3) locks. (Except full-height doors with wardrobe which include (2) locks)

**Note:** 6" drawer behind doors are not available within the wardrobe portion of towers. Drawers behind doors are painted black.

**Note: Drawer behind door list pricing is as follows: 1=\$255**

#### Application Notes

Hanging rails and other accessories are not included and must be ordered separately. Hanging rails are included with 24" and 30" wide lateral drawers only. (See *Tower Accessories for pricing and order entry information*)

Half depth adjustable shelves and coat hooks may be ordered separately allowing the cupboard area of the 15", 24" and 30" wide towers to support binders as well as shorter coats. (See *Tower Accessories for pricing and order entry information*)

#### Critical Dimensions

Dimensions under, **w**, **d** and **h** are actual to the nearest 1/16"

50", 57" and 64" Tower Internal Dimensions

- Box and M drawer height: 4 5/16"
- Box and M drawer width: 12 1/16"
- Box and M drawer depth: 18 3/8"
- File drawer height: 9 1/4"
- File drawer width: 12 1/16"
- File drawer depth: 18 3/8"
- Wide drawer height: 9 9/16"
- Wide drawer width: 20 3/4"
- Wide drawer depth: 22 7/8"

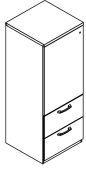
**Note:** All towers are configured from the top down with standard combinations of box and file drawers.

# Storage Towers Currents Front

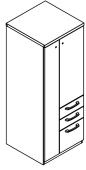
## 24" Wide Storage Towers

### 64" High

description	type	w	d	h	lock	pattern no.	P1	P2	P3
64" High Single Door tower with two wide drawers (left hand shown)	left hand	23 7/8"	23 1/2"	63 5/16"	Y	<b>AT3SLH6424WWL</b>	\$2,508.	\$2,633.	\$2,764.
	right hand	23 7/8"	23 1/2"	63 5/16"	Y	<b>AT3SRH6424WWL</b>	2,508.	2,633.	2,764.



64" High tower with two box and one file drawer and door and wardrobe (left hand shown)	left hand	23 7/8"	23 1/2"	63 5/16"	Y	<b>AT3WSLH6424BBFL</b>	3,025.	3,176.	3,333.
	right hand	23 7/8"	23 1/2"	63 5/16"	Y	<b>AT3WSRH6424BBFL</b>	3,025.	3,176.	3,333.



Order Code	Specification Information
Example: <b>AT3SBLH5724BBFL-NJ</b>	
<b>AT3</b> Series 2 Steel Front	
<b>SB</b> Side Access Bookcase	
<b>LH</b> Left Hand Access	
<b>57</b> 57" High	
<b>24</b> 24" Wide	
<b>B</b> Box Drawer	
<b>B</b> Box Drawer	
<b>F</b> File Drawer	
<b>L</b> Locking	
<b>NJ</b> Medium Grey paint finish	

**Specification Information**

For non-locking towers, deduct as follows from the list price for each unit: Deduct \$30 for (1) lock unit, \$60 for (2) lock unit, and \$75 for a (3) lock unit. Substitute the "L" suffix with an "N" within the pattern number to designate a non-locking unit, example (AT3SLH6424BBFN)

"M" drawers consisting of a box drawer body with a file drawer head are available by substituting any two "B" or any one "F" character within the pattern number, example (AT3SLH6424MFN). Multiple "M" drawers may be specified providing they equal the total modules available.

A 6" drawer, behind a cupboard door is available by adding the numeral 1 to the end of the pattern number, example (AT3SLH6424BBFL1)

- 15" w Side Access and Display towers include (1) lock.
- Single door towers, double door towers, 24" w and 30" w Side Access and Display towers include (2) locks. (Except full-height doors which include (1) lock)
- Front Access (only) towers with wardrobe include (3) locks. (Except full-height doors with wardrobe which include (2) locks)

**Note:** 6" drawer behind doors are not available within the wardrobe portion of towers. Drawers behind doors are painted black.

**Note: Drawer behind door list pricing is as follows: 1=\$255**

#### Application Notes

Hanging rails and other accessories are not included and must be ordered separately. Hanging rails are included with 24" and 30" wide lateral drawers only. (See *Tower Accessories for pricing and order entry information*)

Half depth adjustable shelves and coat hooks may be ordered separately allowing the cupboard area of the 15", 24" and 30" wide towers to support binders as well as shorter coats. (See *Tower Accessories for pricing and order entry information*)

#### Critical Dimensions

Dimensions under, **w**, **d** and **h** are actual to the nearest 1/16"

50", 57" and 64" Tower Internal Dimensions

- Box and M drawer height: 4 5/16"
- Box and M drawer width: 12 1/16"
- Box and M drawer depth: 18 3/8"
- File drawer height: 9 1/4"
- File drawer width: 12 1/16"
- File drawer depth: 18 3/8"
- Wide drawer height: 9 3/16"
- Wide drawer width: 20 3/4"
- Wide drawer depth: 22 7/8"

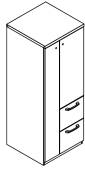
**Note:** All towers are configured from the top down with standard combinations of box and file drawers.

# Storage Towers Currents Front

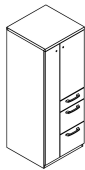
## 24" Wide Storage Towers

### 64" High

description	type	w	d	h	lock	pattern no.	P1	P2	P3
64" High tower with two file drawers and door and wardrobe (left hand shown)	left hand	23 <sup>7</sup> / <sub>8</sub> "	23 <sup>1</sup> / <sub>2</sub> "	63 <sup>5</sup> / <sub>16</sub> "	Y	<b>AT3WSLH6424FFL</b>	\$2,462.	\$2,586.	\$2,714.
	right hand	23 <sup>7</sup> / <sub>8</sub> "	23 <sup>1</sup> / <sub>2</sub> "	63 <sup>5</sup> / <sub>16</sub> "	Y	<b>AT3WSRH6424FFL</b>	2,462.	2,586.	2,714.



64" High tower with one box and two file drawers and door and wardrobe (left hand shown)	left hand	23 <sup>7</sup> / <sub>8</sub> "	23 <sup>1</sup> / <sub>2</sub> "	63 <sup>5</sup> / <sub>16</sub> "	Y	<b>AT3WSLH6424BFLL</b>	2,934.	3,081.	3,234.
	right hand	23 <sup>7</sup> / <sub>8</sub> "	23 <sup>1</sup> / <sub>2</sub> "	63 <sup>5</sup> / <sub>16</sub> "	Y	<b>AT3WSRH6424BFLL</b>	2,934.	3,081.	3,234.



Order Code	Specification Information
Example: <b>AT3SBLH5724BBFL-NJ</b>	
<b>AT3</b> Series 2 Steel Front	
<b>SB</b> Side Access Bookcase	
<b>LH</b> Left Hand Access	
<b>57</b> 57" High	
<b>24</b> 24" Wide	
<b>B</b> Box Drawer	
<b>B</b> Box Drawer	
<b>F</b> File Drawer	
<b>L</b> Locking	
<b>NJ</b> Medium Grey paint finish	

#### Specification Information

For non-locking towers, deduct as follows from the list price for each unit: Deduct \$30 for (1) lock unit, \$60 for (2) lock unit, and \$75 for a (3) lock unit. Substitute the "L" suffix with an "N" within the pattern number to designate a non-locking unit, example (AT3SLH6424BBFN)

"M" drawers consisting of a box drawer body with a file drawer head are available by substituting any two "B" or any one "F" character within the pattern number, example (AT3SLH6424MFN). Multiple "M" drawers may be specified providing they equal the total modules available.

A 6" drawer, behind a cupboard door is available by adding the numeral 1 to the end of the pattern number, example (AT3SLH6424BBFL1)

- 15" w Side Access and Display towers include (1) lock.
- Single door towers, double door towers, 24" w and 30" w Side Access and Display towers include (2) locks. (Except full-height doors which include (1) lock)
- Front Access (only) towers with wardrobe include (3) locks. (Except full-height doors with wardrobe which include (2) locks)

#### Critical Dimensions

Dimensions under, **w**, **d** and **h** are actual to the nearest <sup>1</sup>/<sub>16</sub>"

50", 57" and 64" Tower Internal Dimensions

- Box and M drawer height: 4<sup>5</sup>/<sub>16</sub>"
- Box and M drawer width: 12<sup>1</sup>/<sub>16</sub>"
- Box and M drawer depth: 18<sup>3</sup>/<sub>8</sub>"
- File drawer height: 9<sup>1</sup>/<sub>4</sub>"
- File drawer width: 12<sup>1</sup>/<sub>16</sub>"
- File drawer depth: 18<sup>3</sup>/<sub>8</sub>"
- Wide drawer height: 9<sup>3</sup>/<sub>4</sub>"
- Wide drawer width: 20<sup>3</sup>/<sub>4</sub>"
- Wide drawer depth: 22<sup>7</sup>/<sub>8</sub>"

**Note:** All towers are configured from the top down with standard combinations of box and file drawers.

**Note:** 6" drawer behind doors are not available within the wardrobe portion of towers. Drawers behind doors are painted black.

**Note: Drawer behind door list pricing is as follows: 1=\$255**

#### Application Notes

Hanging rails and other accessories are not included and must be ordered separately. Hanging rails are included with 24" and 30" wide lateral drawers only. (See *Tower Accessories for pricing and order entry information*)

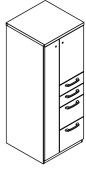
Half depth adjustable shelves and coat hooks may be ordered separately allowing the cupboard area of the 15", 24" and 30" wide towers to support binders as well as shorter coats. (See *Tower Accessories for pricing and order entry information*)

# Storage Towers Currents Front

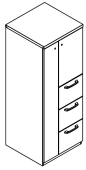
## 24" Wide Storage Towers

### 64" High

description	type	w	d	h	lock	pattern no.	P1	P2	P3
64" High tower with two box and two file drawers and door and wardrobe (left hand shown)	left hand	23 <sup>7</sup> / <sub>8</sub> "	23 <sup>1</sup> / <sub>2</sub> "	63 <sup>5</sup> / <sub>16</sub> "	Y	AT3WSLH6424BBFFL	\$3,168.	\$3,327.	\$3,494.
	right hand	23 <sup>7</sup> / <sub>8</sub> "	23 <sup>1</sup> / <sub>2</sub> "	63 <sup>5</sup> / <sub>16</sub> "	Y	AT3WSRH6424BBFFL	3,168.	3,327.	3,494.



64" High tower with three file drawers and door and wardrobe (left hand shown)	left hand	23 <sup>7</sup> / <sub>8</sub> "	23 <sup>1</sup> / <sub>2</sub> "	63 <sup>5</sup> / <sub>16</sub> "	Y	AT3WSLH6424FFFL	2,918.	3,064.	3,219.
	right hand	23 <sup>7</sup> / <sub>8</sub> "	23 <sup>1</sup> / <sub>2</sub> "	63 <sup>5</sup> / <sub>16</sub> "	Y	AT3WSRH6424FFFL	2,918.	3,064.	3,219.



Order Code	Specification Information
Example: <b>AT3SBLH5724BBFL-NJ</b>	
<b>AT3</b> Series 2 Steel Front	
<b>SB</b> Side Access Bookcase	
<b>LH</b> Left Hand Access	
<b>57</b> 57" High	
<b>24</b> 24" Wide	
<b>B</b> Box Drawer	
<b>B</b> Box Drawer	
<b>F</b> File Drawer	
<b>L</b> Locking	
<b>NJ</b> Medium Grey paint finish	

#### Specification Information

For non-locking towers, deduct as follows from the list price for each unit: Deduct \$30 for (1) lock unit, \$60 for (2) lock unit, and \$75 for a (3) lock unit. Substitute the "L" suffix with an "N" within the pattern number to designate a non-locking unit, example (AT3SLH6424BBFN)

"M" drawers consisting of a box drawer body with a file drawer head are available by substituting any two "B" or any one "F" character within the pattern number, example (AT3SLH6424MFN). Multiple "M" drawers may be specified providing they equal the total modules available.

A 6" drawer, behind a cupboard door is available by adding the numeral 1 to the end of the pattern number, example (AT3SLH6424BBFL1)

- 15" w Side Access and Display towers include (1) lock.
- Single door towers, double door towers, 24" w and 30" w Side Access and Display towers include (2) locks. (Except full-height doors which include (1) lock)
- Front Access (only) towers with wardrobe include (3) locks. (Except full-height doors with wardrobe which include (2) locks)

**Note:** 6" drawer behind doors are not available within the wardrobe portion of towers. Drawers behind doors are painted black.

**Note: Drawer behind door list pricing is as follows: 1=\$255**

#### Application Notes

Hanging rails and other accessories are not included and must be ordered separately. Hanging rails are included with 24" and 30" wide lateral drawers only. (See *Tower Accessories for pricing and order entry information*)

Half depth adjustable shelves and coat hooks may be ordered separately allowing the cupboard area of the 15", 24" and 30" wide towers to support binders as well as shorter coats. (See *Tower Accessories for pricing and order entry information*)

#### Critical Dimensions

Dimensions under, **w**, **d** and **h** are actual to the nearest <sup>1</sup>/<sub>16</sub>"

50", 57" and 64" Tower Internal Dimensions

- Box and M drawer height: 4<sup>5</sup>/<sub>16</sub>"
- Box and M drawer width: 12<sup>1</sup>/<sub>16</sub>"
- Box and M drawer depth: 18<sup>3</sup>/<sub>8</sub>"
- File drawer height: 9<sup>1</sup>/<sub>4</sub>"
- File drawer width: 12<sup>1</sup>/<sub>16</sub>"
- File drawer depth: 18<sup>3</sup>/<sub>8</sub>"
- Wide drawer height: 9<sup>9</sup>/<sub>16</sub>"
- Wide drawer width: 20<sup>3</sup>/<sub>4</sub>"
- Wide drawer depth: 22<sup>7</sup>/<sub>8</sub>"

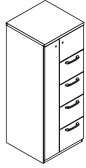
**Note:** All towers are configured from the top down with standard combinations of box and file drawers.

# Storage Towers Currents Front

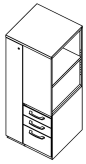
## 24" Wide Storage Towers

### 64" High

description	type	w	d	h	lock	pattern no.	P1	P2	P3
64" High tower with four file drawers and door and wardrobe (left hand shown)	left hand	23 <sup>7</sup> / <sub>8</sub> "	23 <sup>1</sup> / <sub>2</sub> "	63 <sup>5</sup> / <sub>16</sub> "	Y	AT3WSLH6424FFFL	\$3,211.	\$3,374.	\$3,539.
	right hand	23 <sup>7</sup> / <sub>8</sub> "	23 <sup>1</sup> / <sub>2</sub> "	63 <sup>5</sup> / <sub>16</sub> "	Y	AT3WSRH6424FFFL	3,211.	3,374.	3,539.



64" High Side Access Bookcase with two box and one file drawer with wardrobe (left hand shown)	left hand	23 <sup>7</sup> / <sub>8</sub> "	23 <sup>1</sup> / <sub>2</sub> "	63 <sup>5</sup> / <sub>16</sub> "	Y	AT3WSBLH6424BBFL	3,071.	3,224.	3,388.
	right hand	23 <sup>7</sup> / <sub>8</sub> "	23 <sup>1</sup> / <sub>2</sub> "	63 <sup>5</sup> / <sub>16</sub> "	Y	AT3WSBRH6424BBFL	3,071.	3,224.	3,388.



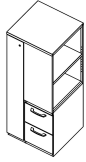
Order Code	Specification Information	Critical Dimensions
<p>Example: <b>AT3SBLH5724BBFL-NJ</b></p> <p><b>AT3</b> Series 2 Steel Front</p> <p><b>SB</b> Side Access Bookcase</p> <p><b>LH</b> Left Hand Access</p> <p><b>57</b> 57" High</p> <p><b>24</b> 24" Wide</p> <p><b>B</b> Box Drawer</p> <p><b>B</b> Box Drawer</p> <p><b>F</b> File Drawer</p> <p><b>L</b> Locking</p> <p><b>NJ</b> Medium Grey paint finish</p>	<p>For non-locking towers, deduct as follows from the list price for each unit: Deduct \$30 for (1) lock unit, \$60 for (2) lock unit, and \$75 for a (3) lock unit. Substitute the "L" suffix with an "N" within the pattern number to designate a non-locking unit, example (AT3SLH6424BBFN)</p> <p>"M" drawers consisting of a box drawer body with a file drawer head are available by substituting any two "B" or any one "F" character within the pattern number, example (AT3SLH6424MFN). Multiple "M" drawers may be specified providing they equal the total modules available.</p> <p>A 6" drawer, behind a cupboard door is available by adding the numeral 1 to the end of the pattern number, example (AT3SLH6424BBFL1)</p> <ul style="list-style-type: none"> <li>15" w Side Access and Display towers include (1) lock.</li> <li>Single door towers, double door towers, 24" w and 30" w Side Access and Display towers include (2) locks. (Except full-height doors which include (1) lock)</li> <li>Front Access (only) towers with wardrobe include (3) locks. (Except full-height doors with wardrobe which include (2) locks)</li> </ul>	<p>Dimensions under, <b>w</b>, <b>d</b> and <b>h</b> are actual to the nearest <sup>1</sup>/<sub>16</sub>"</p> <p>50", 57" and 64" Tower Internal Dimensions</p> <ul style="list-style-type: none"> <li>Box and M drawer height: 4<sup>5</sup>/<sub>16</sub>"</li> <li>Box and M drawer width: 12<sup>1</sup>/<sub>16</sub>"</li> <li>Box and M drawer depth: 18<sup>3</sup>/<sub>8</sub>"</li> <li>File drawer height: 9<sup>1</sup>/<sub>4</sub>"</li> <li>File drawer width: 12<sup>1</sup>/<sub>16</sub>"</li> <li>File drawer depth: 18<sup>3</sup>/<sub>8</sub>"</li> <li>Wide drawer height: 9<sup>9</sup>/<sub>16</sub>"</li> <li>Wide drawer width: 20<sup>3</sup>/<sub>4</sub>"</li> <li>Wide drawer depth: 22<sup>7</sup>/<sub>8</sub>"</li> </ul> <p><b>Note:</b> All towers are configured from the top down with standard combinations of box and file drawers.</p>
	<p><b>Note:</b> 6" drawer behind doors are not available within the wardrobe portion of towers. Drawers behind doors are painted black.</p> <p><b>Note: Drawer behind door list pricing is as follows: 1=\$255</b></p> <p><b>Application Notes</b></p> <p>Hanging rails and other accessories are not included and must be ordered separately. Hanging rails are included with 24" and 30" wide lateral drawers only. (See <i>Tower Accessories for pricing and order entry information</i>)</p> <p>Half depth adjustable shelves and coat hooks may be ordered separately allowing the cupboard area of the 15", 24" and 30" wide towers to support binders as well as shorter coats. (See <i>Tower Accessories for pricing and order entry information</i>)</p>	

# Storage Towers Currents Front

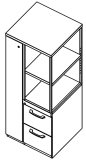
## 24" Wide Storage Towers

### 64" High

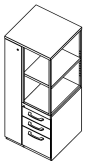
description	type	w	d	h	lock	pattern no.	P1	P2	P3
64" High Side Access Bookcase with two file drawers with wardrobe (left hand shown)	left hand	23 7/8"	23 1/2"	63 5/16"	Y	AT3WSBLH6424FFL	\$2,968.	\$3,115.	\$3,271.
	right hand	23 7/8"	23 1/2"	63 5/16"	Y	AT3WSBRH6424FFL	2,968.	3,115.	3,271.



64" High Display tower with two file drawers and wardrobe (left hand shown)	left hand	23 7/8"	23 1/2"	63 5/16"	Y	AT3WBDLH6424FFL	2,994.	3,146.	3,301.
	right hand	23 7/8"	23 1/2"	63 5/16"	Y	AT3WBDRH6424FFL	2,994.	3,146.	3,301.



64" High Display tower with two box and one file drawer and wardrobe (left hand shown)	left hand	23 7/8"	23 1/2"	63 5/16"	Y	AT3WBDLH6424BBFL	3,103.	3,257.	3,418.
	right hand	23 7/8"	23 1/2"	63 5/16"	Y	AT3WBDRH6424BBFL	3,103.	3,257.	3,418.



Order Code	Specification Information
Example: <b>AT3SBLH5724BBFL-NJ</b>	
<b>AT3</b> Series 2 Steel Front	
<b>SB</b> Side Access Bookcase	
<b>LH</b> Left Hand Access	
<b>57</b> 57" High	
<b>24</b> 24" Wide	
<b>B</b> Box Drawer	
<b>B</b> Box Drawer	
<b>F</b> File Drawer	
<b>L</b> Locking	
<b>NJ</b> Medium Grey paint finish	

#### Specification Information

For non-locking towers, deduct as follows from the list price for each unit: Deduct \$30 for (1) lock unit, \$60 for (2) lock unit, and \$75 for a (3) lock unit. Substitute the "L" suffix with an "N" within the pattern number to designate a non-locking unit, example (AT3SLH6424BBFN)

"M" drawers consisting of a box drawer body with a file drawer head are available by substituting any two "B" or any one "F" character within the pattern number, example (AT3SLH6424MFN). Multiple "M" drawers may be specified providing they equal the total modules available.

A 6" drawer, behind a cupboard door is available by adding the numeral 1 to the end of the pattern number, example (AT3SLH6424BBFL1)

- 15" w Side Access and Display towers include (1) lock.
- Single door towers, double door towers, 24" w and 30" w Side Access and Display towers include (2) locks. (Except full-height doors which include (1) lock)
- Front Access (only) towers with wardrobe include (3) locks. (Except full-height doors with wardrobe which include (2) locks)

**Note:** 6" drawer behind doors are not available within the wardrobe portion of towers. Drawers behind doors are painted black.

**Note: Drawer behind door list pricing is as follows: 1=\$255**

#### Application Notes

Hanging rails and other accessories are not included and must be ordered separately. Hanging rails are included with 24" and 30" wide lateral drawers only. (See *Tower Accessories for pricing and order entry information*)

Half depth adjustable shelves and coat hooks may be ordered separately allowing the cupboard area of the 15", 24" and 30" wide towers to support binders as well as shorter coats. (See *Tower Accessories for pricing and order entry information*)

#### Critical Dimensions

Dimensions under, **w**, **d** and **h** are actual to the nearest 1/16"

50", 57" and 64" Tower Internal Dimensions

- Box and M drawer height: 4 5/16"
- Box and M drawer width: 12 1/16"
- Box and M drawer depth: 18 3/8"
- File drawer height: 9 1/4"
- File drawer width: 12 1/16"
- File drawer depth: 18 3/8"
- Wide drawer height: 9 7/16"
- Wide drawer width: 20 3/4"
- Wide drawer depth: 22 7/8"

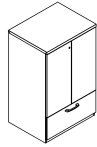
**Note:** All towers are configured from the top down with standard combinations of box and file drawers.

# Storage Towers Currents Front

## 30" Wide Storage Towers

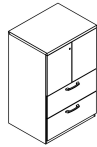
### 50" High

description	type	w	d	h	lock	pattern no.	P1	P2	P3
50" High Double Door tower with one wide drawer		29 <sup>7</sup> / <sub>8</sub> "	23 <sup>1</sup> / <sub>2</sub> "	48 <sup>5</sup> / <sub>16</sub> "	Y	<b>AT3D5030WL</b>	\$2,798.	\$2,940.	\$3,085.



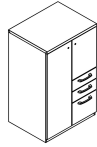
24" and 30" wide double door cabinets may be ordered with a grommet option located in the back of the case by adding a "G" between the 4th and 5th character of the pattern number, example (AT3DG6424WL). Add \$100 for this option. **Note:** By adding a "G" option, the cabinet will also receive AV hinged doors.

50" High Double Door tower with two wide drawers		29 <sup>7</sup> / <sub>8</sub> "	23 <sup>1</sup> / <sub>2</sub> "	48 <sup>5</sup> / <sub>16</sub> "	Y	<b>AT3D5030WWL</b>	3,351.	3,518.	3,691.
--------------------------------------------------	--	----------------------------------	----------------------------------	-----------------------------------	---	--------------------	--------	--------	--------



24" and 30" wide double door cabinets may be ordered with a grommet option located in the back of the case by adding a "G" between the 4th and 5th character of the pattern number, example (AT3DG6424WL). Add \$100 for this option. **Note:** By adding a "G" option, the cabinet will also receive AV hinged doors.

50" High tower with two box and one file drawer and door and wardrobe (left hand shown)	left hand	29 <sup>7</sup> / <sub>8</sub> "	23 <sup>1</sup> / <sub>2</sub> "	48 <sup>5</sup> / <sub>16</sub> "	Y	<b>AT3WSLH5030BBFL</b>	2,785.	2,923.	3,069.
	right hand	29 <sup>7</sup> / <sub>8</sub> "	23 <sup>1</sup> / <sub>2</sub> "	48 <sup>5</sup> / <sub>16</sub> "	Y	<b>AT3WSRH5030BBFL</b>	2,785.	2,923.	3,069.



#### Order Code

Example:	<b>AT3WSLH5730BBFL-NJ</b>
<b>AT3</b>	Series 2 Currents Front
<b>WS</b>	Wardrobe and Single Door
<b>LH</b>	Left Hand Access
<b>57</b>	57" High
<b>30</b>	30" Wide
<b>B</b>	Box Drawer
<b>B</b>	Box Drawer
<b>F</b>	File Drawer
<b>L</b>	Locking
<b>NJ</b>	Medium Grey paint finish

#### Specification Information

For non-locking towers, deduct as follows from the list price for each unit: Deduct \$30 for (1) lock unit, \$60 for (2) lock unit, and \$75 for a (3) lock unit. Substitute the "L" suffix with an "N" within the pattern number to designate a non-locking unit, example (AT3WSLH5030BBFN)

"M" drawers consisting of a box drawer body with a file drawer head are available by substituting any two "B" or any one "F" character within the pattern number, example (AT3WSLH5030MFN). Multiple "M" drawers may be specified providing they equal the total modules available.

A 6" drawer, behind a cupboard door is available by adding the numeral 1 to the end of the pattern number, example (AT3WSLH5030BBFL1)

- 15" w Side Access and Display towers include (1) lock.
- Single door towers, double door towers, 24" w and 30" w Side Access and Display towers include (2) locks. (Except full-height doors which include (1) lock)
- Front Access (only) towers with wardrobe include (3) locks. (Except full-height doors with wardrobe which include (2) locks)

**Note:** 6" drawer behind doors are not available within the wardrobe portion of towers. Drawers behind doors are painted black.

**Note: Drawer behind door list pricing is as follows: 1=\$255**

#### Application Notes

Hanging rails and other accessories are not included and must be ordered separately. Hanging rails are included with 24" and 30" wide lartral drawers only. (See *Tower Accessories for pricing and order entry information*)

Half depth adjustable shelves and coat hooks may be ordered separately allowing the cupboard area of the 15", 24" and 30" wide towers to support binders as well as shorter coats. (See *Tower Accessories for pricing and order entry information*)

#### Critical Dimensions

Dimensions under, **w**, **d** and **h** are actual to the nearest 1/16"

50", 57" and 64" Tower Internal Dimensions

- Box and M drawer height: 4<sup>3</sup>/<sub>16</sub>"
- Box and M drawer width: 12<sup>1</sup>/<sub>16</sub>"
- Box and M drawer depth: 18<sup>3</sup>/<sub>8</sub>"
- File drawer height: 9<sup>1</sup>/<sub>4</sub>"
- File drawer width: 12<sup>1</sup>/<sub>16</sub>"
- File drawer depth: 18<sup>3</sup>/<sub>8</sub>"
- Wide drawer height: 9<sup>7</sup>/<sub>16</sub>"
- Wide drawer width: 20<sup>3</sup>/<sub>4</sub>"
- Wide drawer depth: 22<sup>3</sup>/<sub>8</sub>"

**Note:** All towers are configured from the top down with standard combinations of box and file drawers.

# Storage Towers Currents Front

## 30" Wide Storage Towers

### 50" High

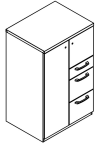
description	type	w	d	h	lock	pattern no.	P1	P2	P3
50" High tower with two file drawers and door and wardrobe (left hand shown)	left hand	29 <sup>7</sup> / <sub>8</sub> "	23 <sup>1</sup> / <sub>2</sub> "	48 <sup>5</sup> / <sub>16</sub> "	Y	<b>AT3WSLH5030FFFL</b>	\$2,574.	\$2,706.	\$2,835.
	right hand	29 <sup>7</sup> / <sub>8</sub> "	23 <sup>1</sup> / <sub>2</sub> "	48 <sup>5</sup> / <sub>16</sub> "	Y	<b>AT3WSRH5030FFFL</b>	2,574.	2,706.	2,835.



50" High tower with three file drawers and door and wardrobe (left hand shown)	left hand	29 <sup>7</sup> / <sub>8</sub> "	23 <sup>1</sup> / <sub>2</sub> "	48 <sup>5</sup> / <sub>16</sub> "	Y	<b>AT3WSLH5030FFFL</b>	2,832.	2,975.	3,122.
	right hand	29 <sup>7</sup> / <sub>8</sub> "	23 <sup>1</sup> / <sub>2</sub> "	48 <sup>5</sup> / <sub>16</sub> "	Y	<b>AT3WSRH5030FFFL</b>	2,832.	2,975.	3,122.



50" High tower with one box and two file drawers and door and wardrobe (left hand shown)	left hand	29 <sup>7</sup> / <sub>8</sub> "	23 <sup>1</sup> / <sub>2</sub> "	48 <sup>5</sup> / <sub>16</sub> "	Y	<b>AT3WSLH5030BFFL</b>	2,810.	2,948.	3,099.
	right hand	29 <sup>7</sup> / <sub>8</sub> "	23 <sup>1</sup> / <sub>2</sub> "	48 <sup>5</sup> / <sub>16</sub> "	Y	<b>AT3WSRH5030BFFL</b>	2,810.	2,948.	3,099.



Order Code	Specification Information
Example: <b>AT3WSLH5730BBFL-NJ</b>	
<b>AT3</b>	Series 2 Currents Front
<b>WS</b>	Wardrobe and Single Door
<b>LH</b>	Left Hand Access
<b>57</b>	57" High
<b>30</b>	30" Wide
<b>B</b>	Box Drawer
<b>B</b>	Box Drawer
<b>F</b>	File Drawer
<b>L</b>	Locking
<b>NJ</b>	Medium Grey paint finish

#### Specification Information

For non-locking towers, deduct as follows from the list price for each unit: Deduct \$30 for (1) lock unit, \$60 for (2) lock unit, and \$75 for a (3) lock unit. Substitute the "L" suffix with an "N" within the pattern number to designate a non-locking unit, example (AT3WSLH5030BBFN)

"M" drawers consisting of a box drawer body with a file drawer head are available by substituting any two "B" or any one "F" character within the pattern number, example (AT3WSLH5030MFN). Multiple "M" drawers may be specified providing they equal the total modules available.

A 6" drawer, behind a cupboard door is available by adding the numeral 1 to the end of the pattern number, example (AT3WSLH5030BBFL1)

- 15" w Side Access and Display towers include (1) lock.
- Single door towers, double door towers, 24" w and 30" w Side Access and Display towers include (2) locks. (Except full-height doors which include (1) lock)
- Front Access (only) towers with wardrobe include (3) locks. (Except full-height doors with wardrobe which include (2) locks)

**Note:** 6" drawer behind doors are not available within the wardrobe portion of towers. Drawers behind doors are painted black.

**Note: Drawer behind door list pricing is as follows: 1=\$255**

#### Application Notes

Hanging rails and other accessories are not included and must be ordered separately. Hanging rails are included with 24" and 30" wide lateral drawers only. (See *Tower Accessories for pricing and order entry information*)

Half depth adjustable shelves and coat hooks may be ordered separately allowing the cupboard area of the 15", 24" and 30" wide towers to support binders as well as shorter coats. (See *Tower Accessories for pricing and order entry information*)

#### Critical Dimensions

Dimensions under, **w**, **d** and **h** are actual to the nearest 1/16"

50", 57" and 64" Tower Internal Dimensions

- Box and M drawer height: 4<sup>3</sup>/<sub>16</sub>"
- Box and M drawer width: 12<sup>1</sup>/<sub>16</sub>"
- Box and M drawer depth: 18<sup>3</sup>/<sub>8</sub>"
- File drawer height: 9<sup>1</sup>/<sub>4</sub>"
- File drawer width: 12<sup>1</sup>/<sub>16</sub>"
- File drawer depth: 18<sup>3</sup>/<sub>8</sub>"
- Wide drawer height: 9<sup>7</sup>/<sub>16</sub>"
- Wide drawer width: 20<sup>3</sup>/<sub>4</sub>"
- Wide drawer depth: 22<sup>7</sup>/<sub>8</sub>"

**Note:** All towers are configured from the top down with standard combinations of box and file drawers.

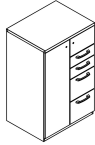


# Storage Towers Currents Front

## 30" Wide Storage Towers

### 50" High

description	type	w	d	h	lock	pattern no.	P1	P2	P3
50" High tower with two box and two file drawers and door and wardrobe (left hand shown)	left hand	29 <sup>7</sup> / <sub>8</sub> "	23 <sup>1</sup> / <sub>2</sub> "	48 <sup>3</sup> / <sub>16</sub> "	Y	AT3WSLH5030BBFFL	\$3,084.	\$3,240.	\$3,402.
	right hand	29 <sup>7</sup> / <sub>8</sub> "	23 <sup>1</sup> / <sub>2</sub> "	48 <sup>3</sup> / <sub>16</sub> "	Y	AT3WSRH5030BBFFL	3,084.	3,240.	3,402.



Order Code	Specification Information	Critical Dimensions																				
<p>Example: <b>AT3WSLH5730BBFL-NJ</b></p> <table border="1"> <tr> <td><b>AT3</b></td> <td>Series 2 Currents Front</td> </tr> <tr> <td><b>WS</b></td> <td>Wardrobe and Single Door</td> </tr> <tr> <td><b>LH</b></td> <td>Left Hand Access</td> </tr> <tr> <td><b>57</b></td> <td>57" High</td> </tr> <tr> <td><b>30</b></td> <td>30" Wide</td> </tr> <tr> <td><b>B</b></td> <td>Box Drawer</td> </tr> <tr> <td><b>B</b></td> <td>Box Drawer</td> </tr> <tr> <td><b>F</b></td> <td>File Drawer</td> </tr> <tr> <td><b>L</b></td> <td>Locking</td> </tr> <tr> <td><b>NJ</b></td> <td>Medium Grey paint finish</td> </tr> </table>	<b>AT3</b>	Series 2 Currents Front	<b>WS</b>	Wardrobe and Single Door	<b>LH</b>	Left Hand Access	<b>57</b>	57" High	<b>30</b>	30" Wide	<b>B</b>	Box Drawer	<b>B</b>	Box Drawer	<b>F</b>	File Drawer	<b>L</b>	Locking	<b>NJ</b>	Medium Grey paint finish	<p>For non-locking towers, deduct as follows from the list price for each unit: Deduct \$30 for (1) lock unit, \$60 for (2) lock unit, and \$75 for a (3) lock unit. Substitute the "L" suffix with an "N" within the pattern number to designate a non-locking unit, example (AT3WSLH5030BBFN)</p> <p>"M" drawers consisting of a box drawer body with a file drawer head are available by substituting any two "B" or any one "F" character within the pattern number, example (AT3WSLH5030MFN). Multiple "M" drawers may be specified providing they equal the total modules available.</p> <p>A 6" drawer, behind a cupboard door is available by adding the numeral 1 to the end of the pattern number, example (AT3WSLH5030BBFL1)</p> <ul style="list-style-type: none"> <li>15" w Side Access and Display towers include (1) lock.</li> <li>Single door towers, double door towers, 24" w and 30" w Side Access and Display towers include (2) locks. (Except full-height doors which include (1) lock)</li> <li>Front Access (only) towers with wardrobe include (3) locks. (Except full-height doors with wardrobe which include (2) locks)</li> </ul>	<p>Dimensions under, <b>w</b>, <b>d</b> and <b>h</b> are actual to the nearest 1/16"</p> <p>50", 57" and 64" Tower Internal Dimensions</p> <ul style="list-style-type: none"> <li>Box and M drawer height: 4<sup>3</sup>/<sub>16</sub>"</li> <li>Box and M drawer width: 12<sup>1</sup>/<sub>16</sub>"</li> <li>Box and M drawer depth: 18<sup>3</sup>/<sub>8</sub>"</li> <li>File drawer height: 9<sup>1</sup>/<sub>4</sub>"</li> <li>File drawer width: 12<sup>1</sup>/<sub>16</sub>"</li> <li>File drawer depth: 18<sup>3</sup>/<sub>8</sub>"</li> <li>Wide drawer height: 9<sup>7</sup>/<sub>16</sub>"</li> <li>Wide drawer width: 20<sup>3</sup>/<sub>4</sub>"</li> <li>Wide drawer depth: 22<sup>7</sup>/<sub>8</sub>"</li> </ul> <p><b>Note:</b> All towers are configured from the top down with standard combinations of box and file drawers.</p>
<b>AT3</b>	Series 2 Currents Front																					
<b>WS</b>	Wardrobe and Single Door																					
<b>LH</b>	Left Hand Access																					
<b>57</b>	57" High																					
<b>30</b>	30" Wide																					
<b>B</b>	Box Drawer																					
<b>B</b>	Box Drawer																					
<b>F</b>	File Drawer																					
<b>L</b>	Locking																					
<b>NJ</b>	Medium Grey paint finish																					
	<p><b>Note:</b> 6" drawer behind doors are not available within the wardrobe portion of towers. Drawers behind doors are painted black.</p> <p><b>Note: Drawer behind door list pricing is as follows: 1=\$255</b></p> <p><b>Application Notes</b></p> <p>Hanging rails and other accessories are not included and must be ordered separately. Hanging rails are included with 24" and 30" wide lateral drawers only. (See <i>Tower Accessories for pricing and order entry information</i>)</p> <p>Half depth adjustable shelves and coat hooks may be ordered separately allowing the cupboard area of the 15", 24" and 30" wide towers to support binders as well as shorter coats. (See <i>Tower Accessories for pricing and order entry information</i>)</p>																					

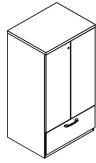
# Storage Towers Currents Front

## 30" Wide Storage Towers

### 57" High

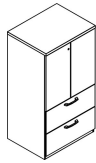
description	type	w	d	h	lock	pattern no.	P1	P2	P3
-------------	------	---	---	---	------	-------------	----	----	----

57" High Double Door tower with one wide drawer		29 <sup>7</sup> / <sub>8</sub> "	23 <sup>1</sup> / <sub>2</sub> "	56 <sup>3</sup> / <sub>16</sub> "	Y	<b>AT3D5730WL</b>	\$2,871.	\$3,302.	\$3,444.
-------------------------------------------------	--	----------------------------------	----------------------------------	-----------------------------------	---	-------------------	----------	----------	----------



24" and 30" wide double door cabinets may be ordered with a grommet option located in the back of the case by adding a "G" between the 4th and 5th character of the pattern number, example (AT3D**G**6424WL). Add \$100 for this option. **Note:** By adding a "G" option, the cabinet will also receive AV hinged doors.

57" High Double Door tower with two wide drawers		29 <sup>7</sup> / <sub>8</sub> "	23 <sup>1</sup> / <sub>2</sub> "	56 <sup>3</sup> / <sub>16</sub> "	Y	<b>AT3D5730WWL</b>	3,496.	4,020.	4,195.
--------------------------------------------------	--	----------------------------------	----------------------------------	-----------------------------------	---	--------------------	--------	--------	--------



24" and 30" wide double door cabinets may be ordered with a grommet option located in the back of the case by adding a "G" between the 4th and 5th character of the pattern number, example (AT3D**G**6424WL). Add \$100 for this option. **Note:** By adding a "G" option, the cabinet will also receive AV hinged doors.

#### Order Code

Example:	<b>AT3WSLH5730BBFL-NJ</b>
<b>AT3</b>	Series 2 Currents Front
<b>WS</b>	Wardrobe and Single Door
<b>LH</b>	Left Hand Access
<b>57</b>	57" High
<b>30</b>	30" Wide
<b>B</b>	Box Drawer
<b>B</b>	Box Drawer
<b>F</b>	File Drawer
<b>L</b>	Locking
<b>NJ</b>	Medium Grey paint finish

#### Specification Information

For non-locking towers, deduct as follows from the list price for each unit: Deduct \$30 for (1) lock unit, \$60 for (2) lock unit, and \$75 for a (3) lock unit. Substitute the "L" suffix with an "N" within the pattern number to designate a non-locking unit, example (AT3WSLH5030BBFN)

"M" drawers consisting of a box drawer body with a file drawer head are available by substituting any two "B" or any one "F" character within the pattern number, example (AT3WSLH5030MFN). Multiple "M" drawers may be specified providing they equal the total modules available.

A 6" drawer, behind a cupboard door is available by adding the numeral 1 to the end of the pattern number, example (AT3WSLH5030BBFL1)

- 15" w Side Access and Display towers include (1) lock.
- Single door towers, double door towers, 24" w and 30" w Side Access and Display towers include (2) locks. (Except full-height doors which include (1) lock)
- Front Access (only) towers with wardrobe include (3) locks. (Except full-height doors with wardrobe which include (2) locks)

**Note:** 6" drawer behind doors are not available within the wardrobe portion of towers. Drawers behind doors are painted black.

**Note: Drawer behind door list pricing is as follows: 1=\$255**

#### Application Notes

Hanging rails and other accessories are not included and must be ordered separately. Hanging rails are included with 24" and 30" wide lateral drawers only. (See *Tower Accessories for pricing and order entry information*)

Half depth adjustable shelves and coat hooks may be ordered separately allowing the cupboard area of the 15", 24" and 30" wide towers to support binders as well as shorter coats. (See *Tower Accessories for pricing and order entry information*)

#### Critical Dimensions

Dimensions under, **w**, **d** and **h** are actual to the nearest 1/16"

50", 57" and 64" Tower Internal Dimensions

- Box and M drawer height: 4<sup>3</sup>/<sub>16</sub>"
- Box and M drawer width: 12<sup>1</sup>/<sub>16</sub>"
- Box and M drawer depth: 18<sup>3</sup>/<sub>8</sub>"
- File drawer height: 9<sup>1</sup>/<sub>4</sub>"
- File drawer width: 12<sup>1</sup>/<sub>16</sub>"
- File drawer depth: 18<sup>3</sup>/<sub>8</sub>"
- Wide drawer height: 9<sup>7</sup>/<sub>16</sub>"
- Wide drawer width: 20<sup>3</sup>/<sub>4</sub>"
- Wide drawer depth: 22<sup>7</sup>/<sub>8</sub>"

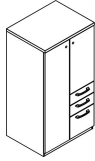
**Note:** All towers are configured from the top down with standard combinations of box and file drawers.

# Storage Towers Currents Front

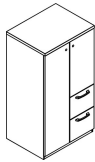
## 30" Wide Storage Towers

### 57" High

description	type	w	d	h	lock	pattern no.	P1	P2	P3
57" High tower with two box and one file drawer and door and wardrobe (left hand shown)	left hand	29 <sup>7</sup> / <sub>8</sub> "	23 <sup>1</sup> / <sub>2</sub> "	56 <sup>3</sup> / <sub>16</sub> "	Y	AT3WSLH5730BBFL	\$2,915.	\$3,352.	\$3,496.
	right hand	29 <sup>7</sup> / <sub>8</sub> "	23 <sup>1</sup> / <sub>2</sub> "	56 <sup>3</sup> / <sub>16</sub> "	Y	AT3WSRH5730BBFL	2,915.	3,352.	3,496.



57" High tower with two file drawers and door and wardrobe (left hand shown)	left hand	29 <sup>7</sup> / <sub>8</sub> "	23 <sup>1</sup> / <sub>2</sub> "	56 <sup>3</sup> / <sub>16</sub> "	Y	AT3WSLH5730FFL	2,709.	3,114.	3,247.
	right hand	29 <sup>7</sup> / <sub>8</sub> "	23 <sup>1</sup> / <sub>2</sub> "	56 <sup>3</sup> / <sub>16</sub> "	Y	AT3WSRH5730FFL	2,709.	3,114.	3,247.



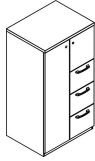
Order Code	Specification Information	Critical Dimensions
Example: <b>AT3WSLH5730BBFL-NJ</b>		
<b>AT3</b> Series 2 Currents Front		
<b>WS</b> Wardrobe and Single Door		
<b>LH</b> Left Hand Access		
<b>57</b> 57" High		
<b>30</b> 30" Wide		
<b>B</b> Box Drawer		
<b>B</b> Box Drawer		
<b>F</b> File Drawer		
<b>L</b> Locking		
<b>NJ</b> Medium Grey paint finish		
	<p>For non-locking towers, deduct as follows from the list price for each unit: Deduct \$30 for (1) lock unit, \$60 for (2) lock unit, and \$75 for a (3) lock unit. Substitute the "L" suffix with an "N" within the pattern number to designate a non-locking unit, example (AT3WSLH5030BBFN)</p> <p>"M" drawers consisting of a box drawer body with a file drawer head are available by substituting any two "B" or any one "F" character within the pattern number, example (AT3WSLH5030MFN). Multiple "M" drawers may be specified providing they equal the total modules available.</p> <p>A 6" drawer, behind a cupboard door is available by adding the numeral 1 to the end of the pattern number, example (AT3WSLH5030BBFL1)</p> <ul style="list-style-type: none"> <li>15" w Side Access and Display towers include (1) lock.</li> <li>Single door towers, double door towers, 24" w and 30" w Side Access and Display towers include (2) locks. (Except full-height doors which include (1) lock)</li> <li>Front Access (only) towers with wardrobe include (3) locks. (Except full-height doors with wardrobe which include (2) locks)</li> </ul>	<p>Dimensions under, <b>w</b>, <b>d</b> and <b>h</b> are actual to the nearest 1/16"</p> <p>50", 57" and 64" Tower Internal Dimensions</p> <ul style="list-style-type: none"> <li>Box and M drawer height: 4<sup>5</sup>/<sub>16</sub>"</li> <li>Box and M drawer width: 12<sup>1</sup>/<sub>16</sub>"</li> <li>Box and M drawer depth: 18<sup>3</sup>/<sub>8</sub>"</li> <li>File drawer height: 9<sup>1</sup>/<sub>4</sub>"</li> <li>File drawer width: 12<sup>1</sup>/<sub>16</sub>"</li> <li>File drawer depth: 18<sup>3</sup>/<sub>8</sub>"</li> <li>Wide drawer height: 9<sup>7</sup>/<sub>16</sub>"</li> <li>Wide drawer width: 20<sup>3</sup>/<sub>4</sub>"</li> <li>Wide drawer depth: 22<sup>7</sup>/<sub>8</sub>"</li> </ul> <p><b>Note:</b> All towers are configured from the top down with standard combinations of box and file drawers.</p>
	<p><b>Note:</b> 6" drawer behind doors are not available within the wardrobe portion of towers. Drawers behind doors are painted black.</p> <p><b>Note: Drawer behind door list pricing is as follows: 1=\$255</b></p>	
	<p><b>Application Notes</b></p> <p>Hanging rails and other accessories are not included and must be ordered separately. Hanging rails are included with 24" and 30" wide lateral drawers only. (See <i>Tower Accessories for pricing and order entry information</i>)</p> <p>Half depth adjustable shelves and coat hooks may be ordered separately allowing the cupboard area of the 15", 24" and 30" wide towers to support binders as well as shorter coats. (See <i>Tower Accessories for pricing and order entry information</i>)</p>	

# Storage Towers Currents Front

## 30" Wide Storage Towers

### 57" High

description	type	w	d	h	lock	pattern no.	P1	P2	P3
57" High tower with three file drawers and door and wardrobe (left hand shown)	left hand	29 <sup>7</sup> / <sub>8</sub> "	23 <sup>1</sup> / <sub>2</sub> "	56 <sup>3</sup> / <sub>16</sub> "	Y	<b>AT3WSLH5730FFFL</b>	\$2,914.	\$3,351.	\$3,495.
	right hand	29 <sup>7</sup> / <sub>8</sub> "	23 <sup>1</sup> / <sub>2</sub> "	56 <sup>3</sup> / <sub>16</sub> "	Y	<b>AT3WSRH5730FFFL</b>	2,914.	3,351.	3,495.



Order Code	Specification Information	Critical Dimensions
Example: <b>AT3WSLH5730BBFL-NJ</b>	For non-locking towers, deduct as follows from the list price for each unit: Deduct \$30 for (1) lock unit, \$60 for (2) lock unit, and \$75 for a (3) lock unit. Substitute the "L" suffix with an "N" within the pattern number to designate a non-locking unit, example (AT3WSLH5030BBFN)	Dimensions under, <b>w</b> , <b>d</b> and <b>h</b> are actual to the nearest 1/16"
<b>AT3</b> Series 2 Currents Front		50", 57" and 64" Tower Internal Dimensions
<b>WS</b> Wardrobe and Single Door		<ul style="list-style-type: none"> <li>Box and M drawer height: 4<sup>3</sup>/<sub>16</sub>"</li> <li>Box and M drawer width: 12<sup>1</sup>/<sub>16</sub>"</li> <li>Box and M drawer depth: 18<sup>3</sup>/<sub>8</sub>"</li> <li>File drawer height: 9<sup>1</sup>/<sub>4</sub>"</li> <li>File drawer width: 12<sup>1</sup>/<sub>16</sub>"</li> <li>File drawer depth: 18<sup>3</sup>/<sub>8</sub>"</li> <li>Wide drawer height: 9<sup>7</sup>/<sub>16</sub>"</li> <li>Wide drawer width: 20<sup>3</sup>/<sub>4</sub>"</li> <li>Wide drawer depth: 22<sup>7</sup>/<sub>8</sub>"</li> </ul>
<b>LH</b> Left Hand Access	"M" drawers consisting of a box drawer body with a file drawer head are available by substituting any two "B" or any one "F" character within the pattern number, example (AT3WSLH5030MFN). Multiple "M" drawers may be specified providing they equal the total modules available.	<b>Note:</b> All towers are configured from the top down with standard combinations of box and file drawers.
<b>57</b> 57" High	A 6" drawer, behind a cupboard door is available by adding the numeral 1 to the end of the pattern number, example (AT3WSLH5030BBFL1)	
<b>30</b> 30" Wide	<ul style="list-style-type: none"> <li>15"w Side Access and Display towers include (1) lock.</li> <li>Single door towers, double door towers, 24"w and 30"w Side Access and Display towers include (2) locks. (Except full-height doors which include (1) lock)</li> <li>Front Access (only) towers with wardrobe include (3) locks. (Except full-height doors with wardrobe which include (2) locks)</li> </ul>	
<b>B</b> Box Drawer		
<b>B</b> Box Drawer		
<b>F</b> File Drawer		
<b>L</b> Locking		
<b>NJ</b> Medium Grey paint finish		
	<b>Note:</b> 6" drawer behind doors are not available within the wardrobe portion of towers. Drawers behind doors are painted black.	
	<b>Note: Drawer behind door list pricing is as follows: 1=\$255</b>	
	<b>Application Notes</b>	
	Hanging rails and other accessories are not included and must be ordered separately. Hanging rails are included with 24" and 30" wide lateral drawers only. (See <i>Tower Accessories for pricing and order entry information</i> )	
	Half depth adjustable shelves and coat hooks may be ordered separately allowing the cupboard area of the 15", 24" and 30" wide towers to support binders as well as shorter coats. (See <i>Tower Accessories for pricing and order entry information</i> )	

Series 2 Currents Front Storage

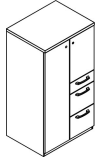
# Storage Towers Currents Front

## 30" Wide Storage Towers

### 57" High

Series 2 Storage

description	type	w	d	h	lock	pattern no.	P1	P2	P3
57" High tower with two box and two file drawers and door and wardrobe (left hand shown)	left hand	29 <sup>7</sup> / <sub>8</sub> "	23 <sup>1</sup> / <sub>2</sub> "	56 <sup>3</sup> / <sub>16</sub> "	Y	AT3WSLH5730BBFFL	\$3,164.	\$3,638.	\$3,795.
	right hand	29 <sup>7</sup> / <sub>8</sub> "	23 <sup>1</sup> / <sub>2</sub> "	56 <sup>3</sup> / <sub>16</sub> "	Y	AT3WSRH5730BBFFL	3,164.	3,638.	3,795.



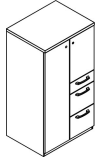
Order Code	Specification Information	Critical Dimensions	
Example: <b>AT3WSLH5730BBFL-NJ</b>			
<b>AT3</b> Series 2 Currents Front	<p>For non-locking towers, deduct as follows from the list price for each unit: Deduct \$30 for (1) lock unit, \$60 for (2) lock unit, and \$75 for a (3) lock unit. Substitute the "L" suffix with an "N" within the pattern number to designate a non-locking unit, example (AT3WSLH5030BBFN)</p> <p>"M" drawers consisting of a box drawer body with a file drawer head are available by substituting any two "B" or any one "F" character within the pattern number, example (AT3WSLH5030MFN). Multiple "M" drawers may be specified providing they equal the total modules available.</p> <p>A 6" drawer, behind a cupboard door is available by adding the numeral 1 to the end of the pattern number, example (AT3WSLH5030BBFL1)</p> <ul style="list-style-type: none"> <li>• 15" w Side Access and Display towers include (1) lock.</li> <li>• Single door towers, double door towers, 24" w and 30" w Side Access and Display towers include (2) locks. (Except full-height doors which include (1) lock)</li> <li>• Front Access (only) towers with wardrobe include (3) locks. (Except full-height doors with wardrobe which include (2) locks)</li> </ul>	Dimensions under, <b>w</b> , <b>d</b> and <b>h</b> are actual to the nearest 1/16"	
<b>WS</b> Wardrobe and Single Door		<b>Note:</b> 6" drawer behind doors are not available within the wardrobe portion of towers. Drawers behind doors are painted black.	50", 57" and 64" Tower Internal Dimensions
<b>LH</b> Left Hand Access		<b>Note: Drawer behind door list pricing is as follows: 1=\$255</b>	<ul style="list-style-type: none"> <li>• Box and M drawer height: 4<sup>5</sup>/<sub>16</sub>"</li> <li>• Box and M drawer width: 12<sup>1</sup>/<sub>16</sub>"</li> <li>• Box and M drawer depth: 18<sup>3</sup>/<sub>8</sub>"</li> <li>• File drawer height: 9<sup>1</sup>/<sub>4</sub>"</li> <li>• File drawer width: 12<sup>1</sup>/<sub>16</sub>"</li> <li>• File drawer depth: 18<sup>3</sup>/<sub>8</sub>"</li> <li>• Wide drawer height: 9<sup>7</sup>/<sub>16</sub>"</li> <li>• Wide drawer width: 20<sup>3</sup>/<sub>4</sub>"</li> <li>• Wide drawer depth: 22<sup>7</sup>/<sub>8</sub>"</li> </ul>
<b>57</b> 57" High		<b>Application Notes</b>	
<b>30</b> 30" Wide		Hanging rails and other accessories are not included and must be ordered separately. Hanging rails are included with 24" and 30" wide lateral drawers only. (See <i>Tower Accessories for pricing and order entry information</i> )	
<b>B</b> Box Drawer		Half depth adjustable shelves and coat hooks may be ordered separately allowing the cupboard area of the 15", 24" and 30" wide towers to support binders as well as shorter coats. (See <i>Tower Accessories for pricing and order entry information</i> )	
<b>B</b> Box Drawer			
<b>F</b> File Drawer			
<b>L</b> Locking			
<b>NJ</b> Medium Grey paint finish			<b>Note:</b> All towers are configured from the top down with standard combinations of box and file drawers.

# Storage Towers Currents Front

## 30" Wide Storage Towers

### 57" High

description	type	w	d	h	lock	pattern no.	P1	P2	P3
57" High tower with one box and two file drawers and door and wardrobe (left hand shown)	left hand	29 <sup>7</sup> / <sub>8</sub> "	23 <sup>1</sup> / <sub>2</sub> "	56 <sup>3</sup> / <sub>16</sub> "	Y	<b>AT3WSLH5730BFFL</b>	\$2,926.	\$3,364.	\$3,510.
	right hand	29 <sup>7</sup> / <sub>8</sub> "	23 <sup>1</sup> / <sub>2</sub> "	56 <sup>3</sup> / <sub>16</sub> "	Y	<b>AT3WSRH5730BFFL</b>	2,926.	3,364.	3,510.



Order Code	Specification Information
Example: <b>AT3WSLH5730BBFL-NJ</b>	
<b>AT3</b> Series 2 Currents Front	
<b>WS</b> Wardrobe and Single Door	
<b>LH</b> Left Hand Access	
<b>57</b> 57" High	
<b>30</b> 30" Wide	
<b>B</b> Box Drawer	
<b>B</b> Box Drawer	
<b>F</b> File Drawer	
<b>L</b> Locking	
<b>NJ</b> Medium Grey paint finish	

#### Specification Information

For non-locking towers, deduct as follows from the list price for each unit: Deduct \$30 for (1) lock unit, \$60 for (2) lock unit, and \$75 for a (3) lock unit. Substitute the "L" suffix with an "N" within the pattern number to designate a non-locking unit, example (AT3WSLH5030BBFN)

"M" drawers consisting of a box drawer body with a file drawer head are available by substituting any two "B" or any one "F" character within the pattern number, example (AT3WSLH5030MFN). Multiple "M" drawers may be specified providing they equal the total modules available.

A 6" drawer, behind a cupboard door is available by adding the numeral 1 to the end of the pattern number, example (AT3WSLH5030BBFL1)

- 15" w Side Access and Display towers include (1) lock.
- Single door towers, double door towers, 24" w and 30" w Side Access and Display towers include (2) locks. (Except full-height doors which include (1) lock)
- Front Access (only) towers with wardrobe include (3) locks. (Except full-height doors with wardrobe which include (2) locks)

**Note:** 6" drawer behind doors are not available within the wardrobe portion of towers. Drawers behind doors are painted black.

**Note: Drawer behind door list pricing is as follows: 1=\$255**

#### Application Notes

Hanging rails and other accessories are not included and must be ordered separately. Hanging rails are included with 24" and 30" wide lateral drawers only. (See *Tower Accessories for pricing and order entry information*)

Half depth adjustable shelves and coat hooks may be ordered separately allowing the cupboard area of the 15", 24" and 30" wide towers to support binders as well as shorter coats. (See *Tower Accessories for pricing and order entry information*)

#### Critical Dimensions

Dimensions under, **w**, **d** and **h** are actual to the nearest 1/16"

50", 57" and 64" Tower Internal Dimensions

- Box and M drawer height: 4<sup>3</sup>/<sub>16</sub>"
- Box and M drawer width: 12<sup>1</sup>/<sub>16</sub>"
- Box and M drawer depth: 18<sup>3</sup>/<sub>8</sub>"
- File drawer height: 9<sup>1</sup>/<sub>4</sub>"
- File drawer width: 12<sup>1</sup>/<sub>16</sub>"
- File drawer depth: 18<sup>3</sup>/<sub>8</sub>"
- Wide drawer height: 9<sup>7</sup>/<sub>16</sub>"
- Wide drawer width: 20<sup>3</sup>/<sub>4</sub>"
- Wide drawer depth: 22<sup>7</sup>/<sub>8</sub>"

**Note:** All towers are configured from the top down with standard combinations of box and file drawers.

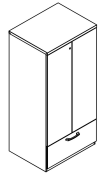
# Storage Towers Currents Front

## 30" Wide Storage Towers

### 64" High

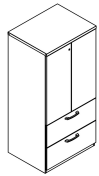
description	type	w	d	h	lock	pattern no.	P1	P2	P3
-------------	------	---	---	---	------	-------------	----	----	----

64" High Double Door tower with one wide drawer		29 <sup>7</sup> / <sub>8</sub> "	23 <sup>1</sup> / <sub>2</sub> "	63 <sup>5</sup> / <sub>16</sub> "	Y	<b>AT3D6430WL</b>	\$2,934.	\$3,081.	\$3,234.
-------------------------------------------------	--	----------------------------------	----------------------------------	-----------------------------------	---	-------------------	----------	----------	----------



24" and 30" wide double door cabinets may be ordered with a grommet option located in the back of the case by adding a "G" between the 4th and 5th character of the pattern number, example (AT3DG6424WL). Add \$100 for this option. **Note:** By adding a "G" option, the cabinet will also receive AV hinged doors.

64" High Double Door tower with two wide drawers		29 <sup>7</sup> / <sub>8</sub> "	23 <sup>1</sup> / <sub>2</sub> "	63 <sup>5</sup> / <sub>16</sub> "	Y	<b>AT3D6430WWL</b>	3,521.	3,695.	3,882.
--------------------------------------------------	--	----------------------------------	----------------------------------	-----------------------------------	---	--------------------	--------	--------	--------



24" and 30" wide double door cabinets may be ordered with a grommet option located in the back of the case by adding a "G" between the 4th and 5th character of the pattern number, example (AT3DG6424WL). Add \$100 for this option. **Note:** By adding a "G" option, the cabinet will also receive AV hinged doors.

#### Order Code

Example:	<b>AT3WSLH5730BBFL-NJ</b>
<b>AT3</b>	Series 2 Currents Front
<b>WS</b>	Wardrobe and Single Door
<b>LH</b>	Left Hand Access
<b>57</b>	57" High
<b>30</b>	30" Wide
<b>B</b>	Box Drawer
<b>B</b>	Box Drawer
<b>F</b>	File Drawer
<b>L</b>	Locking
<b>NJ</b>	Medium Grey paint finish

#### Specification Information

For non-locking towers, deduct as follows from the list price for each unit: Deduct \$30 for (1) lock unit, \$60 for (2) lock unit, and \$75 for a (3) lock unit. Substitute the "L" suffix with an "N" within the pattern number to designate a non-locking unit, example (AT3WSLH5030BBFN)

"M" drawers consisting of a box drawer body with a file drawer head are available by substituting any two "B" or any one "F" character within the pattern number, example (AT3WSLH5030MFN). Multiple "M" drawers may be specified providing they equal the total modules available.

A 6" drawer, behind a cupboard door is available by adding the numeral 1 to the end of the pattern number, example (AT3WSLH5030BBFL1)

- 15" w Side Access and Display towers include (1) lock.
- Single door towers, double door towers, 24" w and 30" w Side Access and Display towers include (2) locks. (Except full-height doors which include (1) lock)
- Front Access (only) towers with wardrobe include (3) locks. (Except full-height doors with wardrobe which include (2) locks)

**Note:** 6" drawer behind doors are not available within the wardrobe portion of towers. Drawers behind doors are painted black.

**Note: Drawer behind door list pricing is as follows: 1=\$255**

#### Application Notes

Hanging rails and other accessories are not included and must be ordered separately. Hanging rails are included with 24" and 30" wide lateral drawers only. (See *Tower Accessories for pricing and order entry information*)

Half depth adjustable shelves and coat hooks may be ordered separately allowing the cupboard area of the 15", 24" and 30" wide towers to support binders as well as shorter coats. (See *Tower Accessories for pricing and order entry information*)

#### Critical Dimensions

Dimensions under, **w**, **d** and **h** are actual to the nearest <sup>1</sup>/<sub>16</sub>"

50", 57" and 64" Tower Internal Dimensions

- Box and M drawer height: 4<sup>5</sup>/<sub>16</sub>"
- Box and M drawer width: 12<sup>1</sup>/<sub>16</sub>"
- Box and M drawer depth: 18<sup>3</sup>/<sub>8</sub>"
- File drawer height: 9<sup>1</sup>/<sub>4</sub>"
- File drawer width: 12<sup>1</sup>/<sub>16</sub>"
- File drawer depth: 18<sup>3</sup>/<sub>8</sub>"
- Wide drawer height: 9<sup>7</sup>/<sub>16</sub>"
- Wide drawer width: 20<sup>3</sup>/<sub>4</sub>"
- Wide drawer depth: 22<sup>7</sup>/<sub>8</sub>"

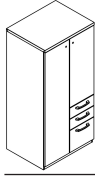
**Note:** All towers are configured from the top down with standard combinations of box and file drawers.

# Storage Towers Currents Front

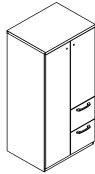
## 30" Wide Storage Towers

### 64" High

description	type	w	d	h	lock	pattern no.	P1	P2	P3
64" High tower with two box and one file drawer and door and wardrobe (left hand shown)	left hand	29 <sup>7</sup> / <sub>8</sub> "	23 <sup>1</sup> / <sub>2</sub> "	63 <sup>5</sup> / <sub>16</sub> "	Y	<b>AT3WSLH6430BBFL</b>	\$2,968.	\$3,115.	\$3,271.
	right hand	29 <sup>7</sup> / <sub>8</sub> "	23 <sup>1</sup> / <sub>2</sub> "	63 <sup>5</sup> / <sub>16</sub> "	Y	<b>AT3WSRH6430BBFL</b>	2,968.	3,115.	3,271.



64" High tower with two file drawers and door and wardrobe (left hand shown)	left hand	29 <sup>7</sup> / <sub>8</sub> "	23 <sup>1</sup> / <sub>2</sub> "	63 <sup>5</sup> / <sub>16</sub> "	Y	<b>AT3WSLH6430FFL</b>	2,765.	2,905.	3,051.
	right hand	29 <sup>7</sup> / <sub>8</sub> "	23 <sup>1</sup> / <sub>2</sub> "	63 <sup>5</sup> / <sub>16</sub> "	Y	<b>AT3WSRH6430FFL</b>	2,765.	2,905.	3,051.



Order Code	Specification Information
Example: <b>AT3WSLH5730BBFL-NJ</b>	
<b>AT3</b>	Series 2 Currents Front
<b>WS</b>	Wardrobe and Single Door
<b>LH</b>	Left Hand Access
<b>57</b>	57" High
<b>30</b>	30" Wide
<b>B</b>	Box Drawer
<b>B</b>	Box Drawer
<b>F</b>	File Drawer
<b>L</b>	Locking
<b>NJ</b>	Medium Grey paint finish

#### Specification Information

For non-locking towers, deduct as follows from the list price for each unit: Deduct \$30 for (1) lock unit, \$60 for (2) lock unit, and \$75 for a (3) lock unit. Substitute the "L" suffix with an "N" within the pattern number to designate a non-locking unit, example (AT3WSLH5030BBFN)

"M" drawers consisting of a box drawer body with a file drawer head are available by substituting any two "B" or any one "F" character within the pattern number, example (AT3WSLH5030MFN). Multiple "M" drawers may be specified providing they equal the total modules available.

A 6" drawer, behind a cupboard door is available by adding the numeral 1 to the end of the pattern number, example (AT3WSLH5030BBFL1)

- 15" w Side Access and Display towers include (1) lock.
- Single door towers, double door towers, 24" w and 30" w Side Access and Display towers include (2) locks. (Except full-height doors which include (1) lock)
- Front Access (only) towers with wardrobe include (3) locks. (Except full-height doors with wardrobe which include (2) locks)

**Note:** 6" drawer behind doors are not available within the wardrobe portion of towers. Drawers behind doors are painted black.

**Note: Drawer behind door list pricing is as follows: 1=\$255**

#### Application Notes

Hanging rails and other accessories are not included and must be ordered separately. Hanging rails are included with 24" and 30" wide lateral drawers only. (See *Tower Accessories for pricing and order entry information*)

Half depth adjustable shelves and coat hooks may be ordered separately allowing the cupboard area of the 15", 24" and 30" wide towers to support binders as well as shorter coats. (See *Tower Accessories for pricing and order entry information*)

#### Critical Dimensions

Dimensions under, **w**, **d** and **h** are actual to the nearest 1/16"

50", 57" and 64" Tower Internal Dimensions

- Box and M drawer height: 4<sup>3</sup>/<sub>16</sub>"
- Box and M drawer width: 12<sup>1</sup>/<sub>16</sub>"
- Box and M drawer depth: 18<sup>3</sup>/<sub>8</sub>"
- File drawer height: 9<sup>1</sup>/<sub>4</sub>"
- File drawer width: 12<sup>1</sup>/<sub>16</sub>"
- File drawer depth: 18<sup>3</sup>/<sub>8</sub>"
- Wide drawer height: 9<sup>7</sup>/<sub>16</sub>"
- Wide drawer width: 20<sup>3</sup>/<sub>4</sub>"
- Wide drawer depth: 22<sup>7</sup>/<sub>8</sub>"

**Note:** All towers are configured from the top down with standard combinations of box and file drawers.

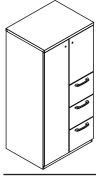


# Storage Towers Currents Front

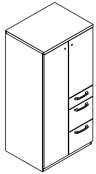
## 30" Wide Storage Towers

### 64" High

description	type	w	d	h	lock	pattern no.	P1	P2	P3
64" High tower with three file drawers and door and wardrobe (left hand shown)	left hand	29 <sup>7</sup> / <sub>8</sub> "	23 <sup>1</sup> / <sub>2</sub> "	63 <sup>5</sup> / <sub>16</sub> "	Y	<b>AT3WSLH6430FFFL</b>	\$2,994.	\$3,146.	\$3,301.
	right hand	29 <sup>7</sup> / <sub>8</sub> "	23 <sup>1</sup> / <sub>2</sub> "	63 <sup>5</sup> / <sub>16</sub> "	Y	<b>AT3WSRH6430FFFL</b>	2,994.	3,146.	3,301.



64" High tower with one box and two file drawers and door and wardrobe (left hand shown)	left hand	29 <sup>7</sup> / <sub>8</sub> "	23 <sup>1</sup> / <sub>2</sub> "	63 <sup>5</sup> / <sub>16</sub> "	Y	<b>AT3WSLH6430BFFL</b>	3,008.	3,159.	3,317.
	right hand	29 <sup>7</sup> / <sub>8</sub> "	23 <sup>1</sup> / <sub>2</sub> "	63 <sup>5</sup> / <sub>16</sub> "	Y	<b>AT3WSRH6430BFFL</b>	3,008.	3,159.	3,317.



#### Order Code

Example:	<b>AT3WSLH5730BBFL-NJ</b>
<b>AT3</b>	Series 2 Currents Front
<b>WS</b>	Wardrobe and Single Door
<b>LH</b>	Left Hand Access
<b>57</b>	57" High
<b>30</b>	30" Wide
<b>B</b>	Box Drawer
<b>B</b>	Box Drawer
<b>F</b>	File Drawer
<b>L</b>	Locking
<b>NJ</b>	Medium Grey paint finish

#### Specification Information

For non-locking towers, deduct as follows from the list price for each unit: Deduct \$30 for (1) lock unit, \$60 for (2) lock unit, and \$75 for a (3) lock unit. Substitute the "L" suffix with an "N" within the pattern number to designate a non-locking unit, example (AT3WSLH5030BBFN)

"M" drawers consisting of a box drawer body with a file drawer head are available by substituting any two "B" or any one "F" character within the pattern number, example (AT3WSLH5030MFN). Multiple "M" drawers may be specified providing they equal the total modules available.

A 6" drawer, behind a cupboard door is available by adding the numeral 1 to the end of the pattern number, example (AT3WSLH5030BBFL1)

- 15" w Side Access and Display towers include (1) lock.
- Single door towers, double door towers, 24" w and 30" w Side Access and Display towers include (2) locks. (Except full-height doors which include (1) lock)
- Front Access (only) towers with wardrobe include (3) locks. (Except full-height doors with wardrobe which include (2) locks)

**Note:** 6" drawer behind doors are not available within the wardrobe portion of towers. Drawers behind doors are painted black.

**Note: Drawer behind door list pricing is as follows: 1=\$255**

#### Application Notes

Hanging rails and other accessories are not included and must be ordered separately. Hanging rails are included with 24" and 30" wide lateral drawers only. (See *Tower Accessories for pricing and order entry information*)

Half depth adjustable shelves and coat hooks may be ordered separately allowing the cupboard area of the 15", 24" and 30" wide towers to support binders as well as shorter coats. (See *Tower Accessories for pricing and order entry information*)

#### Critical Dimensions

Dimensions under, **w**, **d** and **h** are actual to the nearest 1/16"

50", 57" and 64" Tower Internal Dimensions

- Box and M drawer height: 4<sup>3</sup>/<sub>16</sub>"
- Box and M drawer width: 12<sup>1</sup>/<sub>16</sub>"
- Box and M drawer depth: 18<sup>3</sup>/<sub>8</sub>"
- File drawer height: 9<sup>1</sup>/<sub>4</sub>"
- File drawer width: 12<sup>1</sup>/<sub>16</sub>"
- File drawer depth: 18<sup>3</sup>/<sub>8</sub>"
- Wide drawer height: 9<sup>7</sup>/<sub>16</sub>"
- Wide drawer width: 20<sup>3</sup>/<sub>4</sub>"
- Wide drawer depth: 22<sup>7</sup>/<sub>8</sub>"

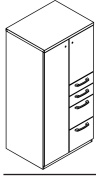
**Note:** All towers are configured from the top down with standard combinations of box and file drawers.

# Storage Towers Currents Front

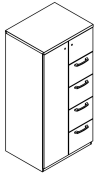
## 30" Wide Storage Towers

### 64" High

description	type	w	d	h	lock	pattern no.	P1	P2	P3
64" High tower with two box and two file drawers and door and wardrobe (left hand shown)	left hand	29 <sup>7</sup> / <sub>8</sub> "	23 <sup>1</sup> / <sub>2</sub> "	63 <sup>3</sup> / <sub>16</sub> "	Y	AT3WSLH6430BBFFL	\$3,244.	\$3,407.	\$3,576.
	right hand	29 <sup>7</sup> / <sub>8</sub> "	23 <sup>1</sup> / <sub>2</sub> "	63 <sup>3</sup> / <sub>16</sub> "	Y	AT3WSRH6430BBFFL	3,244.	3,407.	3,576.



64" High tower with four file drawers and door and wardrobe (left hand shown)	left hand	29 <sup>7</sup> / <sub>8</sub> "	23 <sup>1</sup> / <sub>2</sub> "	63 <sup>3</sup> / <sub>16</sub> "	Y	AT3WSLH6430FFFFL	3,285.	3,449.	3,622.
	right hand	29 <sup>7</sup> / <sub>8</sub> "	23 <sup>1</sup> / <sub>2</sub> "	63 <sup>3</sup> / <sub>16</sub> "	Y	AT3WSRH6430FFFFL	3,285.	3,449.	3,622.



Order Code	Specification Information
Example: <b>AT3WSLH5730BBFL-NJ</b>	
<b>AT3</b>	Series 2 Currents Front
<b>WS</b>	Wardrobe and Single Door
<b>LH</b>	Left Hand Access
<b>57</b>	57" High
<b>30</b>	30" Wide
<b>B</b>	Box Drawer
<b>B</b>	Box Drawer
<b>F</b>	File Drawer
<b>L</b>	Locking
<b>NJ</b>	Medium Grey paint finish

#### Specification Information

For non-locking towers, deduct as follows from the list price for each unit: Deduct \$30 for (1) lock unit, \$60 for (2) lock unit, and \$75 for a (3) lock unit. Substitute the "L" suffix with an "N" within the pattern number to designate a non-locking unit, example (AT3WSLH5030BBFN)

"M" drawers consisting of a box drawer body with a file drawer head are available by substituting any two "B" or any one "F" character within the pattern number, example (AT3WSLH5030MFN). Multiple "M" drawers may be specified providing they equal the total modules available.

A 6" drawer, behind a cupboard door is available by adding the numeral 1 to the end of the pattern number, example (AT3WSLH5030BBFL1)

- 15" w Side Access and Display towers include (1) lock.
- Single door towers, double door towers, 24" w and 30" w Side Access and Display towers include (2) locks. (Except full-height doors which include (1) lock)
- Front Access (only) towers with wardrobe include (3) locks. (Except full-height doors with wardrobe which include (2) locks)

**Note:** 6" drawer behind doors are not available within the wardrobe portion of towers. Drawers behind doors are painted black.

**Note: Drawer behind door list pricing is as follows: 1=\$255**

#### Application Notes

Hanging rails and other accessories are not included and must be ordered separately. Hanging rails are included with 24" and 30" wide lateral drawers only. (See *Tower Accessories for pricing and order entry information*)

Half depth adjustable shelves and coat hooks may be ordered separately allowing the cupboard area of the 15", 24" and 30" wide towers to support binders as well as shorter coats. (See *Tower Accessories for pricing and order entry information*)

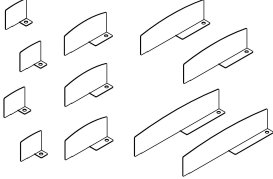



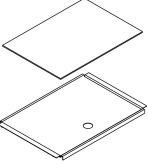


#### Critical Dimensions

Dimensions under, **w**, **d** and **h** are actual to the nearest 1/16"

50", 57" and 64" Tower Internal Dimensions

- Box and M drawer height: 4<sup>3</sup>/<sub>16</sub>"
- Box and M drawer width: 12<sup>1</sup>/<sub>16</sub>"
- Box and M drawer depth: 18<sup>3</sup>/<sub>8</sub>"
- File drawer height: 9<sup>1</sup>/<sub>4</sub>"
- File drawer width: 12<sup>1</sup>/<sub>16</sub>"
- File drawer depth: 18<sup>3</sup>/<sub>8</sub>"
- Wide drawer height: 9<sup>7</sup>/<sub>16</sub>"
- Wide drawer width: 20<sup>3</sup>/<sub>4</sub>"
- Wide drawer depth: 22<sup>7</sup>/<sub>8</sub>"

**Note:** All towers are configured from the top down with standard combinations of box and file drawers.

description	type	w	d	h	pattern no.	list
Pedestal Drawer Divider Kit (Not for use in 3"high drawers)				5"	<b>DT3PDD</b>	\$426.
						
Drawer Divider for Box Drawer					<b>DS1PBD</b>	36.
						
Drawer Divider for File Drawer					<b>DS1PFD</b>	36.
						
Pencil Tray	black				<b>DS2PPTN</b>	42.
	clear				<b>DS2PPTC</b>	49.
						
Pedestal Drawer Reference Tablet with Plexi Glass Cover					<b>DT3RT</b>	122.
						
Stationary Insert for box drawers (4 trays)					<b>DS1PST</b>	192.
						
File Support Channel					<b>DS1PFS</b>	36.
						

Order Code	Specification Information	Application Notes
Example: <b>DT3PDD</b>		
<b>DT3</b> Series 2 Steel	Pencil Tray is available in black or clear finish. All other pedestal and storage tower accessories are supported with a black painted finish standard.	The Pedestal Drawer Divider Kit ( <b>DT3PDD</b> ) is comprised of a series of magnetic fences that attach to the bottom of a pedestal drawer body to support the division and management of space within pedestal box or file drawers. Each kit consist of (4) 3" wide, (3) 6" wide, (2) 9" wide and (2) 12" wide dividers. Dividers are constructed from steel and are available in a black painted finish standard.
<b>PDD</b> Pedestal Drawer Divider Kit		The Pedestal Drawer Reference Tablet ( <b>DT3RT</b> ) provides a platform for supporting frequently accessed phone lists or important information. Each ( <b>DT3RT</b> ) is supported with a removable clear plexi cover to protect your printed information. Reference tablets are available in black finish standard.

description	type	w	d	h	pattern no.	list
Series 2 Floorstanding Pedestal Retrofit Lock Kit					<b>DS2LKKT</b>	\$66.



**Order Code**

Example:	<b>DT3PDD</b>
<b>DT3</b>	Series 2 Steel
<b>PDD</b>	Pedestal Drawer Divider Kit

**Specification Information**

Pencil Tray is available in black or clear finish. All other pedestal and storage tower accessories are supported with a black painted finish standard.

**Application Notes**


The Pedestal Drawer Divider Kit (**DT3PDD**) is comprised of a series of magnetic fences that attach to the bottom of a pedestal drawer body to support the division and management of space within pedestal box or file drawers. Each kit consist of (4) 3" wide, (3) 6" wide, (2) 9" wide and (2) 12" wide dividers. Dividers are constructed from steel and are available in a black painted finish standard.

The Pedestal Drawer Reference Tablet (**DT3RT**) provides a platform for supporting frequently accessed phone lists or important information. Each (**DT3RT**) is supported with a removable clear plexi cover to protect your printed information. Reference tablets are available in black finish standard.

# Overhead Storage Accessories

## T5 Task Lights

Series 2 Storage


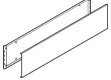

description	type	w	d	h	pattern no.	standard	advanced
	Use with 24" and wider overhead	19"	4"	1 1/2"	<b>DL3T5E19 ( )</b>	\$202.	n/a
	Use with 30" and wider overhead	25"	4"	1 1/2"	<b>DL3T5E25 ( )</b>	219.	514.
	Use with 42" and wider overhead	37"	4"	1 1/2"	<b>DL3T5E37 ( )</b>	223.	540.
	Use with 60" and wider overhead	49"	4"	1 1/2"	<b>DL3T5E49 ( )</b>	254.	562.
Cord management clips	(package of 50)				<b>DL3TC</b>	50.	

Order Code	Specification Information	Application Notes
Example: DL3T5E25S	<i>Specify:</i>	Task lights mount into the recess in the underside of overhead cabinets and shelves at least 5" wider than task light width.
DL3 Task Light	Width - Task Lights mount in cabinets and shelves at least 5" wider than light width.	Cord management clips are designed for use with Dividends panels.
T5 T5 lamp		Task lights include T5 cool white (4100K) fluorescent lamp, electronic ballast, 9' grounded corset, prismatic lens, rocker switch, one cord exit management clip and mounting hardware.
E Electronic ballast		Cord management clips must be ordered separately.
25 Width		Task light cordset is center exit. On smaller units cord exit is off-center, but still not handed.
S Standard		Task lights are TCLP compliant and meet requirements of California Title 24.
		Advanced task lights are fitted with ballast and lamp compliant with LEED requirements.

# Overhead Storage Accessories

## Wall Mount and Upmount Brackets

Series 2 Storage

description	type	w	d	h	pattern no.	black	P1	P2	P3
 Wall-Mount Overhead Bracket (Dividends)		24"	1/2"	14 1/4"	<b>DS1WM24</b>	\$81.	\$84.	\$88.	\$91.
		30"	1/2"	14 1/4"	<b>DS1WM30</b>	81.	84.	88.	91.
		36"	1/2"	14 1/4"	<b>DS1WM36</b>	85.	89.	92.	99.
		42"	1/2"	14 1/4"	<b>DS1WM42</b>	94.	100.	106.	110.
		48"	1/2"	14 1/4"	<b>DS1WM48</b>	102.	109.	113.	117.
 Wall-Mount Shelf Bracket (Dividends)		30"	1/2"	7"	<b>DS1SWM30</b>		81.	87.	94.
		36"	1/2"	7"	<b>DS1SWM36</b>		85.	96.	100.
		42"	1/2"	7"	<b>DS1SWM42</b>		94.	106.	109.
		48"	1/2"	7"	<b>DS1SWM48</b>		103.	112.	115.
Vertical Dividers (Dark Grey only)	Package of 4				<b>DS1VD</b>		110.		
 Overhead Cabinet Lock Retrofit Kit					<b>DS1OHL</b>	64.			

### Order Code

Example:	<b>DS1WM24</b>
<b>DS1</b>	Dividends
<b>WM</b>	Overhead Wall Mount
<b>24</b>	24" Wide

### Specification Information

Overhead wall-mount frames are intended for use with Series 2 Steel front and Veneer front Overheads with Dividends brackets

Overhead Shelf-Mount brackets are intended for use with Dividends and Dividends Series 2 shelves

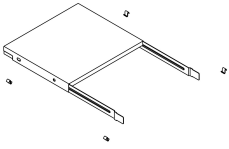
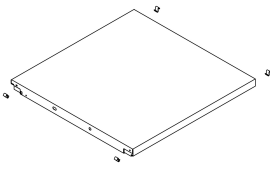
### Critical Dimensions

Dimensions listed under **w**, **h** and **d** are actual to the nearest 1/16"

# Storage Tower Accessories

## Shelves and Worksurface Splice Plate Kits

Series 2 Storage

description	type	w	d	h	pattern no.	list	P1	P2	P3
15" Wide Half Depth Shelf 	Half Depth	15"	12"	3/4"	<b>DT3HDS15</b>	\$144.			
24" Wide Half Depth Shelf	Half Depth	24"	12"	3/4"	<b>DT3HDS24</b>	155.			
30" Wide Half Depth Shelf	Half Depth	30"	12"	3/4"	<b>DT3HDS30</b>	183.			
15" Wide Full Depth Shelf 	Full Depth	15"	22 3/8"	1"	<b>DT3FDS15</b>	104.			
24" Wide Full Depth Shelf	Full Depth	24"	22 3/8"	1"	<b>DT3FDS24</b>	113.			
30" Wide Full Depth Shelf	Full Depth	30"	22 3/8"	1"	<b>DT3FDS30</b>	120.			

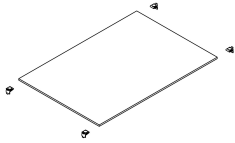
Order Code	Specification Information	Application Notes
Example: <b>DT3HDS15</b>		
<b>DT3</b> Series 2 Towers		
<b>HDS</b> Half Depth Shelf		
<b>15</b> 15" Wide		
	<p><b>Half Depth Shelves:</b></p> <p>15" wide half depth shelves are suitable for use with 15" wide single door towers or a 30" wide towers with a 15" wide wardrobe.</p> <p>24" wide half depth shelves are suitable for use with 24" wide single door or 24" wide double door towers.</p> <p>30" wide half depth shelves are suitable for use with 30" wide double door towers.</p> <p><b>Side Access Bookcase and Display Shelves:</b></p> <p>Side Access Bookcase and Display Shelves are available in glass or steel construction. Shelves are for use with Side Access bookcase and Display towers only. Glass shelves are frosted.</p>	<p><b>Worksurface Splice Plate Kits</b> are intended for use with Side Access Bookcase and Display towers only. Splice Plate Kits permit the attachment of standard 24" deep (Nominal) worksurfaces. Each kit contains a connector bracket and trim panel. Trim panels should be specified to match the tower paint finish.</p> <p>Note: All Shelves are user adjustable.</p>

# Storage Tower Accessories

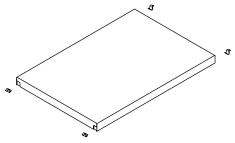
## *Shelves and Worksurface Splice Plate Kits*

Series 2 Storage

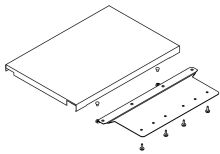
description	type	w	d	h	pattern no.	list	P1	P2	P3
Glass Shelf for Side Access Bookcase and Display Tower	Qty 2 shelves				<b>DT3GBCDS</b>	\$453.			



Metal Shelf for Side Access Bookcase and Display Towers	Qty 2 Shelves				<b>DT3MBCDS</b>		238.	258.	274.
---------------------------------------------------------	---------------	--	--	--	-----------------	--	------	------	------



Worksurface Splice Plate Kit for Display and Side Access Bookcase Towers					<b>DT3WSP</b>		159.	174.	185.
--------------------------------------------------------------------------	--	--	--	--	---------------	--	------	------	------



Order Code	Specification Information	Application Notes
Example: <b>DT3HDS15</b>		
<b>DT3</b> Series 2 Towers		
<b>HDS</b> Half Depth Shelf		
<b>15</b> 15" Wide		
	<p><b>Half Depth Shelves:</b></p> <p>15" wide half depth shelves are suitable for use with 15" wide single door towers or a 30" wide towers with a 15" wide wardrobe.</p> <p>24" wide half depth shelves are suitable for use with 24" wide single door or 24" wide double door towers.</p> <p>30" wide half depth shelves are suitable for use with 30" wide double door towers.</p> <p><b>Side Access Bookcase and Display Shelves:</b></p> <p>Side Access Bookcase and Display Shelves are available in glass or steel construction. Shelves are for use with Side Access bookcase and Display towers only. Glass shelves are frosted.</p>	<p><b>Worksurface Splice Plate Kits</b> are intended for use with Side Access Bookcase and Display towers only. Splice Plate Kits permit the attachment of standard 24" deep (Nominal) worksurfaces. Each kit contains a connector bracket and trim panel. Trim panels should be specified to match the tower paint finish.</p> <p>Note: All Shelves are user adjustable.</p>

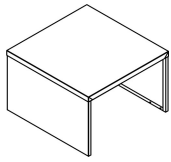


# Storage Tower Accessories

## Side Access Add-on Modules

Series 2 Storage

description	w	d	h	pattern no.	P1	P2	P3
Tower Add-on module	15"	23 1/2"	15"	<b>DT3A1515</b>	\$887.	\$1,020.	\$1,073.
	24"	23 1/2"	15"	<b>DT3A1524</b>	960.	1,103.	1,159.



### Order Code

Example:	<b>DT3A1515-117</b>
<b>DT3</b>	Series 2 Steel Front
<b>A</b>	Add-on Module
<b>15</b>	Nominal Height
<b>15</b>	Nominal Depth
<b>117</b>	Soft Grey paint finish

### Specification Information

Tower Side Access Add-on modules are constructed from steel with a powder coat paint finish. **They are not intended for use with veneer front towers or other Knoll storage tower products.**

The depth and width of a Side Access Add-on module must match that of the parent tower. Side Access Add-on modules enable side access storage for standard front access, single, double and wardrobe door tower configurations. Side Access Add-on modules are compatible with side access display and bookcase towers.

### Application Notes

Tower Side Access Add-on modules are intended for use with 15" and 24" wide Steel, Morrison, Calibre and Currents front towers only.

Side Access Add-on modules are field installed and are non-handed.

The overall actual height of an Add-on module is 15", therefore adding 15" to the overall height of the parent S2 tower.

The overall actual interior clearance of an Add-on module is 13 5/8"

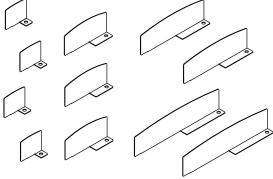
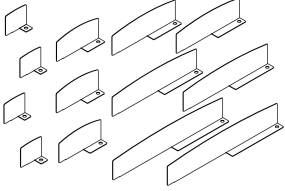
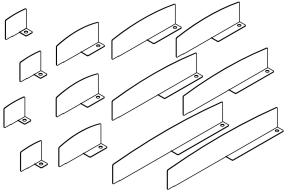
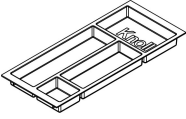
**Note: depth corresponds with the width of the parent tower, which is either 15" or 24" wide.**

**Add-on modules cannot be double stacked.**

# Storage Tower Accessories

## Drawer Dividers

Series 2 Storage

description	type	w	d	h	pattern no.	list
Pedestal Drawer Divider Kit (Not for use in 3" high drawers)				5"	<b>DT3PDD</b>	\$426.
						
File Drawer Divider Kit (Used within all lateral file drawers except 3" high modules)				5"	<b>DT3FDD</b>	531.
						
File Drawer Divider Kit (Used within 3" high lateral file or personal drawers)				2.5"	<b>DT3SDD</b>	531.
						
Pencil Tray	black				<b>DS2PPTN</b>	42.
	clear				<b>DS2PPTC</b>	49.
						

### Order Code

Example:	<b>DT3PDD-MEY</b>
<b>DT3</b>	Series 2 Steel
<b>PDD</b>	Pedestal Drawer Divider Kit
<b>MEY</b>	Memo Yellow paint finish

### Specification Information

Pencil Tray is available in black or clear finish. All other pedestal and storage tower accessories are supported with a black painted finish standard.

### Application Notes

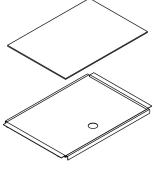




The Pedestal Drawer Divider Kit (**DT3PDD**) is comprised of a series of magnetic fences that attach to the bottom of a pedestal drawer body to support the division and management of space within pedestal box or file drawers. Each kit consist of (4) 3" wide, (3) 6" wide, (2) 9" wide and (2) 12" wide dividers. Dividers are constructed from steel and are available in black painted finish standard

The Pedestal Drawer Reference Tablet (**DT3RT**) provides a platform for supporting frequently accessed phone lists or important information. Each (**DT3RT**) is supported with a removeable clear plexi cover to protect your printed information. Reference tablets are available in black finish standard.

# Storage Tower Accessories

## Drawer Dividers

Series 2 Storage

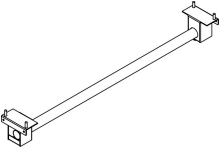
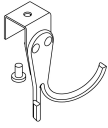
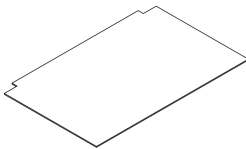
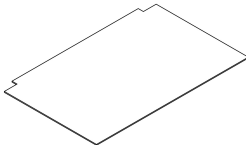
description	type	w	d	h	pattern no.	list
Pedstal Drawer Reference Tablet with Plexi Glass Cover					<b>DT3RT</b>	\$122.
						
Drawer Divider for Box Drawer					<b>DS1PBD</b>	36.
						
Drawer Divider for File Drawer					<b>DS1PFD</b>	36.
						
Stationary Insert for box drawers (4 trays)					<b>DS1PST</b>	192.
						
File Support Channel					<b>DS1PFS</b>	36.
						

Order Code	Specification Information	Application Notes
Example: <b>DT3PDD-MEY</b>		
<b>DT3</b> Series 2 Steel	Pencil Tray is available in black or clear finish. All other pedestal and storage tower accessories are supported with a black painted finish standard.	<p>The Pedestal Drawer Divider Kit (<b>DT3PDD</b>) is comprised of a series of magnetic fences that attach to the bottom of a pedestal drawer body to support the division and management of space within pedestal box or file drawers. Each kit consist of (4) 3" wide, (3) 6" wide, (2) 9" wide and (2) 12" wide dividers. Dividers are constructed from steel and are available in black painted finish standard</p> <p>The Pedestal Drawer Reference Tablet (<b>DT3RT</b>) provides a platform for supporting frequently accessed phone lists or important information. Each (<b>DT3RT</b>) is supported with a removeable clear plexi cover to protect your printed information. Reference tablets are available in black finish standard.</p>
<b>PDD</b> Pedestal Drawer Divider Kit		
<b>MEY</b> Memo Yellow paint finish		

# Storage Tower Accessories

## Coat Hooks and Rods

Series 2 Storage

description	type	w	d	h	pattern no.	list
Coat bar kit for 9" wide wardrobes					<b>DT3CB9</b>	\$137.
						
Coat Bar Kit for 15" wide single door or 15" wide wardrobe					<b>DT3CB15</b>	142.
Coat Bar for 30" wide double door tower					<b>DT3CB30</b>	167.
Coat Bar for 24" wide single and double door towers					<b>DT3CB24</b>	155.
Drop Down Coat Hook for Use in tower without standard wardrobe					<b>DT3DCH</b>	91.
						
Floor Cover for 9" Wide Wardrobe	9" Wide Wardrobe				<b>DT3FM9</b>	67.
						
Floor Cover for 15" Wide Wardrobe	15" Wide Wardrobe				<b>DT3FM15</b>	80.
						

### Specification Information

All towers with a 9" or 15" wardrobe are shipped with one coat hook installed at the factory. Coat rods are available as an accessory item and be placed within a 9" or 15" wardrobe or used within a 24" or 30" tower.

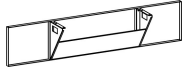
### Application Notes

Drop Down coat hooks should be used when a wardrobe is not present. Drop Down coat hooks permit the hanging of coats and jackets within single door or double door towers. Floor Covers are designed for use within 9" and 15" wardrobes only.

**Note:** Consider combining a Drop Down coat hook with half depth shelves within a single door or double door tower to gain additional functionality from the cupboard area of the tower.

Dividends Horizon  
*Universal Modesty Panel, steel*  
 10" h

description	w	d	h	pattern no.	P1	P2	P3
10" h Universal modesty panel	24"	1"	10"	<b>D1PS1024S</b>	\$253.	\$285.	\$296.
Under worksurface mount	30"	1"	10"	<b>D1PS1030S</b>	261.	294.	304.
	36"	1"	10"	<b>D1PS1036S</b>	263.	296.	309.
	42"	1"	10"	<b>D1PS1042S</b>	267.	301.	313.
	48"	1"	10"	<b>D1PS1048S</b>	276.	312.	324.
	54"	1"	10"	<b>D1PS1054S</b>	294.	331.	344.
	60"	1"	10"	<b>D1PS1060S</b>	319.	361.	376.



**Order Code**

Example:  
 \_\_\_\_\_  
 \_\_\_\_\_  
 \_\_\_\_\_  
 \_\_\_\_\_  
 \_\_\_\_\_  
 \_\_\_\_\_

**Specification Information**

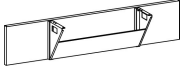
Pricing listed is for textured paint.  
 Add \$35 to the list prices above for smooth paint finish option.

**Application Notes**

Modesty panel attaches to underside of any standard worksurface.  
 Modesty panels are actual width.  
 Cantilevers are color matched and each include a knockout with cover to provide horizontal management of cables.

**Wire Management Trough**  
 Each screen includes a steel trough that sits between the cantilevers to support and/or conceal excess wires.

Dividends Horizon  
*Universal Modesty Panel, fabric*  
 10" h

description	w	d	h	pattern no.	10	15	20	25	30	35	40	45
10" h Universal modesty panel Under worksurface mount 	24"	1"	10"	<b>D1PS1024F</b>	\$436.	\$449.	\$467.	\$476.	\$490.	\$497.	\$504.	\$517.
	30"	1"	10"	<b>D1PS1030F</b>	446.	458.	480.	488.	499.	507.	515.	528.
	36"	1"	10"	<b>D1PS1036F</b>	459.	470.	494.	501.	514.	523.	532.	544.
	42"	1"	10"	<b>D1PS1042F</b>	469.	485.	504.	514.	528.	537.	545.	558.
	48"	1"	10"	<b>D1PS1048F</b>	485.	497.	519.	528.	542.	550.	561.	573.
	54"	1"	10"	<b>D1PS1054F</b>	487.	499.	522.	531.	544.	552.	563.	576.
	60"	1"	10"	<b>D1PS1060F</b>	534.	547.	573.	582.	599.	607.	618.	632.

**Order Code**

Example:  
 \_\_\_\_\_  
 \_\_\_\_\_  
 \_\_\_\_\_  
 \_\_\_\_\_  
 \_\_\_\_\_  
 \_\_\_\_\_  
 \_\_\_\_\_

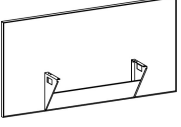
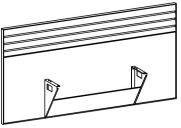
**Specification Information**

**Application Notes**

Modesty panel attaches to underside of any standard worksurface.  
 Modesty panels are actual width.  
 Cantilevers are color matched and each include a knockout with cover to provide horizontal management of cables.

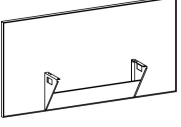
**Wire Management Trough**  
 Each screen includes a steel trough that sits between the cantilevers to support and/or conceal excess wires.

*Universal Privacy Screen, fabric and fabric w/7" slatwall  
42" h horizon with 10" modesty*

description	w	d	h	pattern no.	10	15	20	25	30	35	40	45
Universal privacy screen, fabric 42" h horizon with 10" modesty 	24"	1"	24 1/2"	<b>D1PS4224F</b>	\$509.	\$524.	\$548.	\$558.	\$573.	\$582.	\$592.	\$607.
	30"	1"	24 1/2"	<b>D1PS4230F</b>	527.	542.	568.	577.	592.	603.	613.	627.
	36"	1"	24 1/2"	<b>D1PS4236F</b>	558.	574.	601.	612.	627.	638.	649.	664.
	42"	1"	24 1/2"	<b>D1PS4242F</b>	566.	581.	610.	620.	636.	648.	658.	675.
	48"	1"	24 1/2"	<b>D1PS4248F</b>	579.	598.	624.	636.	653.	663.	674.	690.
	54"	1"	24 1/2"	<b>D1PS4254F</b>	595.	611.	639.	652.	667.	680.	689.	707.
Universal privacy screen, fabric w/7" slatwall 42" h horizon with 10" modesty 	24"	1"	24 1/2"	<b>D1PS4224W1</b>	618.	636.	664.	678.	693.	707.	719.	737.
	30"	1"	24 1/2"	<b>D1PS4230W1</b>	678.	698.	730.	742.	763.	775.	789.	809.
	36"	1"	24 1/2"	<b>D1PS4236W1</b>	721.	741.	776.	791.	812.	826.	839.	862.
	42"	1"	24 1/2"	<b>D1PS4242W1</b>	774.	797.	835.	850.	873.	887.	902.	926.
	48"	1"	24 1/2"	<b>D1PS4248W1</b>	802.	826.	866.	880.	903.	920.	934.	958.
	54"	1"	24 1/2"	<b>D1PS4254W1</b>	893.	920.	962.	981.	1,007.	1,023.	1,041.	1,067.
60"	1"	24 1/2"	<b>D1PS4260W1</b>	926.	953.	998.	1,016.	1,042.	1,061.	1,078.	1,105.	

Order Code	Specification Information	Application Notes
Example: <hr/> <hr/> <hr/> <hr/> <hr/> <hr/> <hr/>	Pricing listed is for textured paint.  Add \$35 to the list prices above for smooth paint finish option.  Slatwall color matches screen back color.	<b>Wire Management Trough</b> Each screen includes a steel trough that sits between the cantilevers to support and/or conceal excess wires.  Privacy screens are actual width.  Cantilevers are color matched and each include a knockout with cover to provide horizontal management of cables.  42" horizon screen provides approximately 13 1/4" of privacy above worksurface height and 10" of modesty coverage below worksurface height.

Dividends Horizon  
*Universal Privacy Screen, steel*  
*42" h horizon with 10" modesty*

description	w	d	h	pattern no.	P1	P2	P3
Universal privacy screen, steel 42" h horizon with 10" modesty 	24"	1"	24 1/2"	<b>D1PS4224S</b>	\$547.	\$626.	\$654.
	30"	1"	24 1/2"	<b>D1PS4230S</b>	559.	639.	666.
	36"	1"	24 1/2"	<b>D1PS4236S</b>	578.	662.	689.
	42"	1"	24 1/2"	<b>D1PS4242S</b>	586.	671.	700.
	48"	1"	24 1/2"	<b>D1PS4248S</b>	625.	716.	746.
	54"	1"	24 1/2"	<b>D1PS4254S</b>	656.	749.	782.
	60"	1"	24 1/2"	<b>D1PS4260S</b>	713.	816.	850.

**Order Code**

Example:  
 \_\_\_\_\_  
 \_\_\_\_\_  
 \_\_\_\_\_  
 \_\_\_\_\_  
 \_\_\_\_\_  
 \_\_\_\_\_  
 \_\_\_\_\_

**Specification Information**

Pricing listed is for textured paint.  
 Add \$35 to the list prices above for smooth paint finish option.  
 Steel insert color matches screen back color.

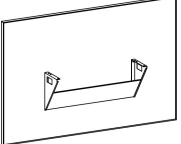
**Application Notes**

Privacy screen attaches to underside of any standard worksurface.  
 Privacy screens are actual width.  
 Cantilevers are color matched and each include a knockout with cover to provide horizontal management of cables.  
 42" horizon screen provides approximately 13 1/4" of privacy above worksurface height and 10" of modesty coverage below worksurface height.

**Wire Management Trough**  
 Each screen includes a steel trough that sits between the cantilevers to support and/or conceal excess wires.

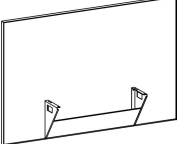


Dividends Horizon  
*Universal Privacy Screen, steel*  
*42" h horizon with 17" modesty*

description	w	d	h	pattern no.	P1	P2	P3
Universal privacy screen, steel 42" h horizon with 17" modesty 	24"	1"	31 7/8"	<b>D1PS42T24S</b>	\$566.	\$648.	\$675.
	30"	1"	31 7/8"	<b>D1PS42T30S</b>	582.	666.	695.
	36"	1"	31 7/8"	<b>D1PS42T36S</b>	613.	702.	730.
	42"	1"	31 7/8"	<b>D1PS42T42S</b>	629.	721.	753.
	48"	1"	31 7/8"	<b>D1PS42T48S</b>	653.	746.	776.
	54"	1"	31 7/8"	<b>D1PS42T54S</b>	682.	782.	814.
	60"	1"	31 7/8"	<b>D1PS42T60S</b>	742.	851.	887.

Order Code	Specification Information	Application Notes
Example: _____ _____ _____ _____ _____ _____	Pricing listed is for textured paint.  Add \$35 to the list prices above for smooth paint finish option.  Steel insert color matches screen back color.	<b>Wire Management Trough</b> Each screen includes a steel trough that sits between the cantilevers to support and/or conceal excess wires.  Privacy screens are actual width.  Cantilevers are color matched and each include a knockout with cover to provide horizontal management of cables.  42" horizon screen provides approximately 13 1/4" of privacy above worksurface height and 17" of modesty coverage below worksurface height.

Dividends Horizon  
*Universal Privacy Screen, steel*  
*50" h horizon with 10" modesty*

description	w	d	h	pattern no.	P1	P2	P3
Universal privacy screen, steel 50" h horizon with 10" modesty 	24"	1"	31 <sup>7</sup> / <sub>8</sub> "	<b>D1PS5024S</b>	\$566.	\$648.	\$675.
	30"	1"	31 <sup>7</sup> / <sub>8</sub> "	<b>D1PS5030S</b>	582.	666.	695.
	36"	1"	31 <sup>7</sup> / <sub>8</sub> "	<b>D1PS5036S</b>	613.	702.	730.
	42"	1"	31 <sup>7</sup> / <sub>8</sub> "	<b>D1PS5042S</b>	629.	721.	753.
	48"	1"	31 <sup>7</sup> / <sub>8</sub> "	<b>D1PS5048S</b>	653.	746.	776.
	54"	1"	31 <sup>7</sup> / <sub>8</sub> "	<b>D1PS5054S</b>	682.	782.	814.
	60"	1"	31 <sup>7</sup> / <sub>8</sub> "	<b>D1PS5060S</b>	742.	851.	887.

**Order Code**

Example:  
 \_\_\_\_\_  
 \_\_\_\_\_  
 \_\_\_\_\_  
 \_\_\_\_\_  
 \_\_\_\_\_  
 \_\_\_\_\_

**Specification Information**

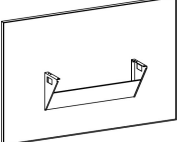
Pricing listed is for textured paint.  
 Add \$35 to the list prices above for smooth paint finish option.  
 Steel insert color matches screen back color.

**Application Notes**

Privacy screen attaches to underside of any standard worksurface.  
 Privacy screens are actual width.  
 Cantilevers are color matched and each include a knockout with cover to provide horizontal management of cables.  
 50" horizon screen provides approximately 17<sup>1</sup>/<sub>2</sub>" of privacy above worksurface height and 10" of modesty coverage below worksurface height.

**Wire Management Trough**  
 Each screen includes a steel trough that sits between the cantilevers to support and/or conceal excess wires.

Dividends Horizon  
*Universal Privacy Screen, fabric*  
*42" h horizon with 17" modesty*

description	w	d	h	pattern no.	10	15	20	25	30	35	40	45
Universal privacy screen, fabric 42" h horizon with 17" modesty 	24"	1"	31 7/8"	<b>D1PS42T24F</b>	\$535.	\$548.	\$575.	\$585.	\$601.	\$611.	\$621.	\$636.
	30"	1"	31 7/8"	<b>D1PS42T30F</b>	549.	566.	592.	603.	619.	628.	639.	656.
	36"	1"	31 7/8"	<b>D1PS42T36F</b>	595.	611.	639.	652.	667.	680.	689.	707.
	42"	1"	31 7/8"	<b>D1PS42T42F</b>	606.	623.	654.	664.	682.	692.	705.	723.
	48"	1"	31 7/8"	<b>D1PS42T48F</b>	623.	643.	672.	683.	702.	713.	726.	743.
	54"	1"	31 7/8"	<b>D1PS42T54F</b>	641.	659.	689.	703.	721.	733.	744.	765.
	60"	1"	31 7/8"	<b>D1PS42T60F</b>	660.	680.	711.	725.	742.	756.	768.	788.

**Order Code**

Example:  
 \_\_\_\_\_  
 \_\_\_\_\_  
 \_\_\_\_\_  
 \_\_\_\_\_  
 \_\_\_\_\_  
 \_\_\_\_\_  
 \_\_\_\_\_

**Speciication Information**

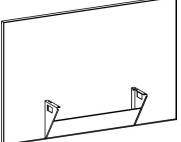
Pricing listed is for textured paint.  
 Add \$35 to the list prices above for smooth paint finish option.

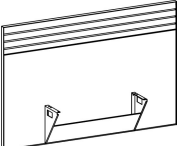
**Application Notes**

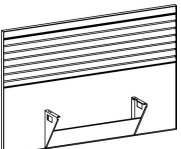
Privacy screen attaches to underside of any standard worksurface.  
 Privacy screens are actual width.  
 Cantilevers are color matched and each include a knockout with cover to provide horizontal management of cables.  
 42" horizon screen provides approximately 13 1/4" of privacy above worksurface height and 17" of modesty coverage below worksurface height.

**Wire Management Trough**  
 Each screen includes a steel trough that sits between the cantilevers to support and/or conceal excess wires.

*Universal Privacy Screen, fabric and fabric w/7" or 14" slatwall  
50"h horizon with 10" modesty*

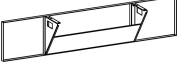
description	w	d	h	pattern no.	10	15	20	25	30	35	40	45
Universal privacy screen, fabric 50"h horizon with 10" modesty 	24"	1"	31 <sup>7</sup> / <sub>8</sub> "	<b>D1PS5024F</b>	\$535.	\$548.	\$575.	\$585.	\$601.	\$611.	\$621.	\$636.
	30"	1"	31 <sup>7</sup> / <sub>8</sub> "	<b>D1PS5030F</b>	549.	566.	592.	603.	619.	628.	639.	656.
	36"	1"	31 <sup>7</sup> / <sub>8</sub> "	<b>D1PS5036F</b>	595.	611.	639.	652.	667.	680.	689.	707.
	42"	1"	31 <sup>7</sup> / <sub>8</sub> "	<b>D1PS5042F</b>	606.	623.	654.	664.	682.	692.	705.	723.
	48"	1"	31 <sup>7</sup> / <sub>8</sub> "	<b>D1PS5048F</b>	623.	643.	672.	683.	702.	713.	726.	743.
	54"	1"	31 <sup>7</sup> / <sub>8</sub> "	<b>D1PS5054F</b>	641.	659.	689.	703.	721.	733.	744.	765.
60"	1"	31 <sup>7</sup> / <sub>8</sub> "	<b>D1PS5060F</b>	660.	680.	711.	725.	742.	756.	768.	788.	

Universal privacy screen, fabric w/7" slatwall 50"h horizon with 10" modesty 	24"	1"	31 <sup>7</sup> / <sub>8</sub> "	<b>D1PS5024W1</b>	643.	660.	690.	704.	722.	734.	747.	766.
	30"	1"	31 <sup>7</sup> / <sub>8</sub> "	<b>D1PS5030W1</b>	704.	725.	758.	771.	792.	805.	819.	840.
	36"	1"	31 <sup>7</sup> / <sub>8</sub> "	<b>D1PS5036W1</b>	757.	778.	815.	830.	851.	868.	881.	904.
	42"	1"	31 <sup>7</sup> / <sub>8</sub> "	<b>D1PS5042W1</b>	815.	839.	878.	894.	918.	934.	950.	973.
	48"	1"	31 <sup>7</sup> / <sub>8</sub> "	<b>D1PS5048W1</b>	846.	872.	911.	929.	953.	969.	986.	1,010.
	54"	1"	31 <sup>7</sup> / <sub>8</sub> "	<b>D1PS5054W1</b>	941.	968.	1,015.	1,034.	1,061.	1,078.	1,098.	1,124.
60"	1"	31 <sup>7</sup> / <sub>8</sub> "	<b>D1PS5060W1</b>	977.	1,004.	1,051.	1,070.	1,100.	1,119.	1,138.	1,166.	

Universal privacy screen, fabric w/14" slatwall 50"h horizon with 10" modesty 	24"	1"	31 <sup>7</sup> / <sub>8</sub> "	<b>D1PS5024W2</b>	760.	781.	817.	832.	853.	870.	884.	906.
	30"	1"	31 <sup>7</sup> / <sub>8</sub> "	<b>D1PS5030W2</b>	865.	889.	931.	948.	972.	990.	1,006.	1,032.
	36"	1"	31 <sup>7</sup> / <sub>8</sub> "	<b>D1PS5036W2</b>	922.	949.	994.	1,011.	1,039.	1,057.	1,074.	1,102.
	42"	1"	31 <sup>7</sup> / <sub>8</sub> "	<b>D1PS5042W2</b>	1,022.	1,054.	1,103.	1,122.	1,152.	1,174.	1,192.	1,223.
	48"	1"	31 <sup>7</sup> / <sub>8</sub> "	<b>D1PS5048W2</b>	1,066.	1,098.	1,150.	1,172.	1,202.	1,223.	1,245.	1,275.
	54"	1"	31 <sup>7</sup> / <sub>8</sub> "	<b>D1PS5054W2</b>	1,237.	1,275.	1,337.	1,360.	1,397.	1,422.	1,445.	1,482.
60"	1"	31 <sup>7</sup> / <sub>8</sub> "	<b>D1PS5060W2</b>	1,287.	1,326.	1,388.	1,413.	1,451.	1,477.	1,502.	1,540.	

Order Code	Specification Information	Application Notes
Example: <hr/> <hr/> <hr/> <hr/> <hr/> <hr/> <hr/>	Pricing listed is for textured paint.  Add \$35 to the list prices above for smooth paint finish option.  Slatwall color matches screen back color.	<b>Wire Management Trough</b> Each screen includes a steel trough that sits between the cantilevers to support and/or conceal excess wires.  Privacy screens are actual width.  Cantilevers are color matched and each include a knockout with cover to provide horizontal management of cables.  50" horizon screen provides approximately 17 <sup>1</sup> / <sub>2</sub> " of privacy above worksurface height and 10" of modesty coverage below worksurface height.

Template  
*Universal Modesty Panel, steel*  
*10" h*

description	w	d	h	pattern no.	P1	P2	P3
10" h Universal modesty panel	24"	1"	10"	<b>B1PS1024S</b>	\$253.	\$285.	\$296.
Under worksurface mount	30"	1"	10"	<b>B1PS1030S</b>	261.	294.	304.
	36"	1"	10"	<b>B1PS1036S</b>	263.	296.	309.
	42"	1"	10"	<b>B1PS1042S</b>	267.	301.	313.
	48"	1"	10"	<b>B1PS1048S</b>	276.	312.	324.
	54"	1"	10"	<b>B1PS1054S</b>	294.	331.	344.
	60"	1"	10"	<b>B1PS1060S</b>	319.	361.	376.

**Order Code**

Example:  
 \_\_\_\_\_  
 \_\_\_\_\_  
 \_\_\_\_\_  
 \_\_\_\_\_  
 \_\_\_\_\_  
 \_\_\_\_\_

**Specification Information**

Pricing listed is for textured paint.  
 Add \$35 to the list prices above for smooth paint finish option.

**Application Notes**

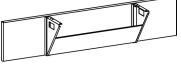
Modesty panel attaches to underside of any standard worksurface.  
 Modesty panels are actual width.  
 Cantilevers are color matched and each include a knockout with cover to provide horizontal management of cables.

**Wire Management Trough**  
 Each screen includes a steel trough that sits between the cantilevers to support and/or conceal excess wires.

# Template

## *Universal Modesty Panel, fabric*

### *10" h*

description	w	d	h	pattern no.	10	15	20	25	30	35	40	45
10" h Universal modesty panel Under worksurface mount 	24"	1"	10"	<b>B1PS1024F</b>	\$436.	\$449.	\$467.	\$476.	\$490.	\$497.	\$504.	\$517.
	30"	1"	10"	<b>B1PS1030F</b>	446.	458.	480.	488.	499.	507.	515.	528.
	36"	1"	10"	<b>B1PS1036F</b>	459.	470.	494.	501.	514.	523.	532.	544.
	42"	1"	10"	<b>B1PS1042F</b>	469.	485.	504.	514.	528.	537.	545.	558.
	48"	1"	10"	<b>B1PS1048F</b>	485.	497.	519.	528.	542.	550.	561.	573.
	54"	1"	10"	<b>B1PS1054F</b>	487.	499.	522.	531.	544.	552.	563.	576.
	60"	1"	10"	<b>B1PS1060F</b>	534.	547.	573.	582.	599.	607.	618.	632.

**Order Code**

Example:  
 \_\_\_\_\_  
 \_\_\_\_\_  
 \_\_\_\_\_  
 \_\_\_\_\_  
 \_\_\_\_\_  
 \_\_\_\_\_  
 \_\_\_\_\_

**Specification Information**

Modesty panel attaches to underside of any standard worksurface.

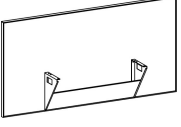
Modesty panels are actual width.

Cantilevers are color matched and each include a knockout with cover to provide horizontal management of cables.

**Application Notes**

**Wire Management Trough**  
 Each screen includes a steel trough that sits between the cantilevers to support and/or conceal excess wires.

Template  
*Universal Privacy Screen, steel*  
*42" h horizon with 10" modesty*

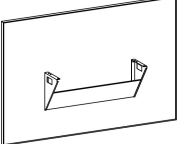
description	w	d	h	pattern no.	P1	P2	P3
Universal privacy screen, steel 42" h horizon with 10" modesty 	24"	1"	24 1/2"	<b>B1PS4224S</b>	\$547.	\$626.	\$654.
	30"	1"	24 1/2"	<b>B1PS4230S</b>	559.	639.	666.
	36"	1"	24 1/2"	<b>B1PS4236S</b>	578.	662.	689.
	42"	1"	24 1/2"	<b>B1PS4242S</b>	586.	671.	700.
	48"	1"	24 1/2"	<b>B1PS4248S</b>	625.	716.	746.
	54"	1"	24 1/2"	<b>B1PS4254S</b>	656.	749.	782.
	60"	1"	24 1/2"	<b>B1PS4260S</b>	713.	816.	850.

Order Code	Specification Information	Application Notes
Example: _____ _____ _____ _____ _____ _____	Pricing listed is for textured paint.  Add \$35 to the list prices above for smooth paint finish option.  Steel insert color matches screen back color.	<b>Wire Management Trough</b> Each screen includes a steel trough that sits between the cantilevers to support and/or conceal excess wires.  Privacy screens are actual width.  Cantilevers are color matched and each include a knockout with cover to provide horizontal management of cables.  42" horizon screen provides approximately 13 1/4" of privacy above worksurface height and 10" of modesty coverage below worksurface height.

# Template

## Universal Privacy Screen, steel

### 42" h horizon with 17" modesty

description	w	d	h	pattern no.	P1	P2	P3
Universal privacy screen, steel 42" h horizon with 17" modesty 	24"	1"	31 7/8"	<b>B1PS42T24S</b>	\$566.	\$648.	\$675.
	30"	1"	31 7/8"	<b>B1PS42T30S</b>	582.	666.	695.
	36"	1"	31 7/8"	<b>B1PS42T36S</b>	613.	702.	730.
	42"	1"	31 7/8"	<b>B1PS42T42S</b>	629.	721.	753.
	48"	1"	31 7/8"	<b>B1PS42T48S</b>	653.	746.	776.
	54"	1"	31 7/8"	<b>B1PS42T54S</b>	682.	782.	814.
	60"	1"	31 7/8"	<b>B1PS42T60S</b>	742.	851.	887.

**Order Code**

Example:  
 \_\_\_\_\_  
 \_\_\_\_\_  
 \_\_\_\_\_  
 \_\_\_\_\_  
 \_\_\_\_\_  
 \_\_\_\_\_

**Specification Information**

Pricing listed is for textured paint.  
 Add \$35 to the list prices above for smooth paint finish option.  
 Steel insert color matches screen back color.

**Application Notes**

Privacy screen attaches to underside of any standard worksurface.  
 Privacy screens are actual width.  
 Cantilevers are color matched and each include a knockout with cover to provide horizontal management of cables.  
 42" horizon screen provides approximately 13 1/4" of privacy above worksurface height and 17" of modesty coverage below worksurface height.

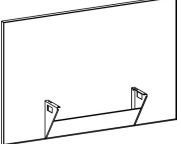
**Wire Management Trough**  
 Each screen includes a steel trough that sits between the cantilevers to support and/or conceal excess wires.



# Template

## Universal Privacy Screen, steel

### 50" h horizon with 10" modesty

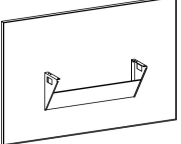
description	w	d	h	pattern no.	P1	P2	P3
Universal privacy screen, steel 50" h horizon with 10" modesty 	24"	1"	31 <sup>7</sup> / <sub>8</sub> "	<b>B1PS5024S</b>	\$566.	\$648.	\$675.
	30"	1"	31 <sup>7</sup> / <sub>8</sub> "	<b>B1PS5030S</b>	582.	666.	695.
	36"	1"	31 <sup>7</sup> / <sub>8</sub> "	<b>B1PS5036S</b>	613.	702.	730.
	42"	1"	31 <sup>7</sup> / <sub>8</sub> "	<b>B1PS5042S</b>	629.	721.	753.
	48"	1"	31 <sup>7</sup> / <sub>8</sub> "	<b>B1PS5048S</b>	653.	746.	776.
	54"	1"	31 <sup>7</sup> / <sub>8</sub> "	<b>B1PS5054S</b>	682.	782.	814.
	60"	1"	31 <sup>7</sup> / <sub>8</sub> "	<b>B1PS5060S</b>	742.	851.	887.

Order Code	Specification Information	Application Notes
Example: _____ _____ _____ _____ _____ _____	Pricing listed is for textured paint.  Add \$35 to the list prices above for smooth paint finish option.  Steel insert color matches screen back color.	<b>Wire Management Trough</b> Each screen includes a steel trough that sits between the cantilevers to support and/or conceal excess wires.  Privacy screens are actual width.  Cantilevers are color matched and each include a knockout with cover to provide horizontal management of cables.  50" horizon screen provides approximately 17 <sup>1</sup> / <sub>2</sub> " of privacy above worksurface height and 10" of modesty coverage below worksurface height.

# Template

## Universal Privacy Screen, fabric

### 42" h horizon with 17" modesty

description	w	d	h	pattern no.	10	15	20	25	30	35	40	45
Universal privacy screen, fabric 42" h horizon with 17" modesty 	24"	1"	31 7/8"	<b>B1PS42T24F</b>	\$535.	\$548.	\$575.	\$585.	\$601.	\$611.	\$621.	\$636.
	30"	1"	31 7/8"	<b>B1PS42T30F</b>	549.	566.	592.	603.	619.	628.	639.	656.
	36"	1"	31 7/8"	<b>B1PS42T36F</b>	595.	611.	639.	652.	667.	680.	689.	707.
	42"	1"	31 7/8"	<b>B1PS42T42F</b>	606.	623.	654.	664.	682.	692.	705.	723.
	48"	1"	31 7/8"	<b>B1PS42T48F</b>	623.	643.	672.	683.	702.	713.	726.	743.
	54"	1"	31 7/8"	<b>B1PS42T54F</b>	641.	659.	689.	703.	721.	733.	744.	765.
	60"	1"	31 7/8"	<b>B1PS42T60F</b>	660.	680.	711.	725.	742.	756.	768.	788.

#### Order Code

Example:  
 \_\_\_\_\_  
 \_\_\_\_\_  
 \_\_\_\_\_  
 \_\_\_\_\_  
 \_\_\_\_\_  
 \_\_\_\_\_  
 \_\_\_\_\_

#### Specification Information

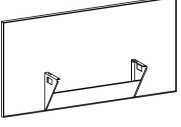
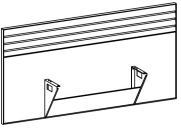
Pricing listed is for textured paint.  
 Add \$35 to the list prices above for smooth paint finish option.

#### Application Notes

Privacy screen attaches to underside of any standard worksurface.  
 Privacy screens are actual width.  
 Cantilevers are color matched and each include a knockout with cover to provide horizontal management of cables.  
 42" horizon screen provides approximately 13 1/4" of privacy above worksurface height and 17" of modesty coverage below worksurface height.

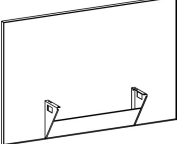
**Wire Management Trough**  
 Each screen includes a steel trough that sits between the cantilevers to support and/or conceal excess wires.

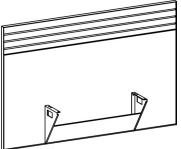
*Universal Privacy Screen, fabric and fabric w/7" or 14" slatwall  
42" h horizon with 10" modesty*

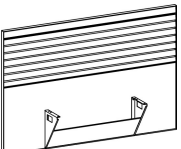
description	w	d	h	pattern no.	10	15	20	25	30	35	40	45
Universal privacy screen, fabric 42" h horizon with 10" modesty 	24"	1"	24 1/2"	<b>B1PS4224F</b>	\$509.	\$524.	\$548.	\$558.	\$573.	\$582.	\$592.	\$607.
	30"	1"	24 1/2"	<b>B1PS4230F</b>	527.	542.	568.	577.	592.	603.	613.	627.
	36"	1"	24 1/2"	<b>B1PS4236F</b>	558.	574.	601.	612.	627.	638.	649.	664.
	42"	1"	24 1/2"	<b>B1PS4242F</b>	566.	581.	610.	620.	636.	648.	658.	675.
	48"	1"	24 1/2"	<b>B1PS4248F</b>	579.	598.	624.	636.	653.	663.	674.	690.
	54"	1"	24 1/2"	<b>B1PS4254F</b>	595.	611.	639.	652.	667.	680.	689.	707.
Universal privacy screen, fabric w/7" slatwall 42" h horizon with 10" modesty 	24"	1"	24 1/2"	<b>B1PS4224W1</b>	618.	636.	664.	678.	693.	707.	719.	737.
	30"	1"	24 1/2"	<b>B1PS4230W1</b>	678.	698.	730.	742.	763.	775.	789.	809.
	36"	1"	24 1/2"	<b>B1PS4236W1</b>	721.	741.	776.	791.	812.	826.	839.	862.
	42"	1"	24 1/2"	<b>B1PS4242W1</b>	774.	797.	835.	850.	873.	887.	902.	926.
	48"	1"	24 1/2"	<b>B1PS4248W1</b>	802.	826.	866.	880.	903.	920.	934.	958.
	54"	1"	24 1/2"	<b>B1PS4254W1</b>	893.	920.	962.	981.	1,007.	1,023.	1,041.	1,067.
60"	1"	24 1/2"	<b>B1PS4260W1</b>	926.	953.	998.	1,016.	1,042.	1,061.	1,078.	1,105.	

Order Code	Specification Information	Application Notes
Example: <hr/> <hr/> <hr/> <hr/> <hr/> <hr/> <hr/>	Pricing listed is for textured paint.  Add \$35 to the list prices above for smooth paint finish option.  Slatwall color matches screen back color.	<b>Wire Management Trough</b> Each screen includes a steel trough that sits between the cantilevers to support and/or conceal excess wires.  Privacy screens are actual width.  Cantilevers are color matched and each include a knockout with cover to provide horizontal management of cables.  42" horizon screen provides approximately 13 1/4" of privacy above worksurface height and 10" of modesty coverage below worksurface height.

*Universal Privacy Screen, fabric and fabric w/7" or 14" slatwall  
50" h horizon with 10" modesty*

description	w	d	h	pattern no.	10	15	20	25	30	35	40	45
Universal privacy screen, fabric 50" h horizon with 10" modesty 	24"	1"	31 <sup>7</sup> / <sub>8</sub> "	<b>B1PS5024F</b>	\$535.	\$548.	\$575.	\$585.	\$601.	\$611.	\$621.	\$636.
	30"	1"	31 <sup>7</sup> / <sub>8</sub> "	<b>B1PS5030F</b>	549.	566.	592.	603.	619.	628.	639.	656.
	36"	1"	31 <sup>7</sup> / <sub>8</sub> "	<b>B1PS5036F</b>	595.	611.	639.	652.	667.	680.	689.	707.
	42"	1"	31 <sup>7</sup> / <sub>8</sub> "	<b>B1PS5042F</b>	606.	623.	654.	664.	682.	692.	705.	723.
	48"	1"	31 <sup>7</sup> / <sub>8</sub> "	<b>B1PS5048F</b>	623.	643.	672.	683.	702.	713.	726.	743.
	54"	1"	31 <sup>7</sup> / <sub>8</sub> "	<b>B1PS5054F</b>	641.	659.	689.	703.	721.	733.	744.	765.
	60"	1"	31 <sup>7</sup> / <sub>8</sub> "	<b>B1PS5060F</b>	660.	680.	711.	725.	742.	756.	768.	788.

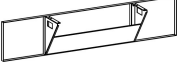
Universal privacy screen, fabric w/7" slatwall 50" h horizon with 10" modesty 	24"	1"	31 <sup>7</sup> / <sub>8</sub> "	<b>B1PS5024W1</b>	643.	660.	690.	704.	722.	734.	747.	766.
	30"	1"	31 <sup>7</sup> / <sub>8</sub> "	<b>B1PS5030W1</b>	704.	725.	758.	771.	792.	805.	820.	840.
	36"	1"	31 <sup>7</sup> / <sub>8</sub> "	<b>B1PS5036W1</b>	757.	778.	815.	830.	851.	868.	881.	904.
	42"	1"	31 <sup>7</sup> / <sub>8</sub> "	<b>B1PS5042W1</b>	815.	839.	878.	894.	918.	934.	950.	973.
	48"	1"	31 <sup>7</sup> / <sub>8</sub> "	<b>B1PS5048W1</b>	846.	872.	911.	929.	953.	969.	986.	1,010.
	54"	1"	31 <sup>7</sup> / <sub>8</sub> "	<b>B1PS5054W1</b>	941.	968.	1,015.	1,034.	1,061.	1,078.	1,098.	1,124.
	60"	1"	31 <sup>7</sup> / <sub>8</sub> "	<b>B1PS5060W1</b>	977.	1,004.	1,051.	1,070.	1,100.	1,119.	1,138.	1,166.

Universal privacy screen, fabric w/14" slatwall 50" h horizon with 10" modesty 	24"	1"	31 <sup>7</sup> / <sub>8</sub> "	<b>B1PS5024W2</b>	760.	781.	817.	832.	853.	870.	884.	906.
	30"	1"	31 <sup>7</sup> / <sub>8</sub> "	<b>B1PS5030W2</b>	865.	889.	931.	948.	972.	990.	1,006.	1,032.
	36"	1"	31 <sup>7</sup> / <sub>8</sub> "	<b>B1PS5036W2</b>	922.	949.	994.	1,011.	1,039.	1,057.	1,074.	1,102.
	42"	1"	31 <sup>7</sup> / <sub>8</sub> "	<b>B1PS5042W2</b>	1,022.	1,054.	1,103.	1,122.	1,152.	1,174.	1,192.	1,223.
	48"	1"	31 <sup>7</sup> / <sub>8</sub> "	<b>B1PS5048W2</b>	1,066.	1,098.	1,150.	1,172.	1,202.	1,223.	1,245.	1,275.
	54"	1"	31 <sup>7</sup> / <sub>8</sub> "	<b>B1PS5054W2</b>	1,237.	1,275.	1,337.	1,360.	1,397.	1,422.	1,445.	1,482.
	60"	1"	31 <sup>7</sup> / <sub>8</sub> "	<b>B1PS5060W2</b>	1,287.	1,326.	1,388.	1,413.	1,451.	1,477.	1,502.	1,540.

Order Code	Specification Information	Application Notes
Example: <hr/> <hr/> <hr/> <hr/> <hr/> <hr/> <hr/>	Pricing listed is for textured paint.  Add \$35 to the list prices above for smooth paint finish option.  Slatwall color matches screen back color.	<b>Wire Management Trough</b> Each screen includes a steel trough that sits between the cantilevers to support and/or conceal excess wires.  Privacy screens are actual width.  Cantilevers are color matched and each include a knockout with cover to provide horizontal management of cables.  50" horizon screen provides approximately 17 <sup>1</sup> / <sub>2</sub> " of privacy above worksurface height and 10" of modesty coverage below worksurface height.

Universal Privacy Screen and Modesty Panel

Reff / AutoStrada  
*Universal Modesty Panel, steel*  
*10" h*

description	w	d	h	pattern no.	P1	P2	P3
10" h Universal modesty panel	24"	1"	10"	<b>R1PS1024S</b>	\$253.	\$285.	\$296.
Under worksurface mount	30"	1"	10"	<b>R1PS1030S</b>	261.	294.	304.
	36"	1"	10"	<b>R1PS1036S</b>	263.	296.	309.
	42"	1"	10"	<b>R1PS1042S</b>	267.	301.	313.
	48"	1"	10"	<b>R1PS1048S</b>	276.	312.	324.
	54"	1"	10"	<b>R1PS1054S</b>	294.	331.	344.
	60"	1"	10"	<b>R1PS1060S</b>	319.	361.	376.

**Order Code**

Example:  
 \_\_\_\_\_  
 \_\_\_\_\_  
 \_\_\_\_\_  
 \_\_\_\_\_  
 \_\_\_\_\_  
 \_\_\_\_\_

**Specification Information**

Pricing listed is for textured paint.  
 Add \$35 to the list prices above for smooth paint finish option.

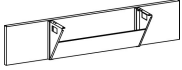
**Application Notes**

Modesty panel attaches to underside of any standard worksurface.  
 Modesty panels are actual width.  
 Cantilevers are color matched and each include a knockout with cover to provide horizontal management of cables.

**Wire Management Trough**  
 Each screen includes a steel trough that sits between the cantilevers to support and/or conceal excess wires.

Reff / AutoStrada  
*Universal Modesty Panel, fabric*  
 10" h

Series 2 Storage

description	w	d	h	pattern no.	10	15	20	25	30	35	40	45
10" h Universal modesty panel Under worksurface mount 	24"	1"	10"	<b>R1PS1024F</b>	\$436.	\$449.	\$467.	\$476.	\$490.	\$497.	\$504.	\$517.
	30"	1"	10"	<b>R1PS1030F</b>	446.	458.	480.	488.	499.	507.	515.	528.
	36"	1"	10"	<b>R1PS1036F</b>	459.	470.	494.	501.	514.	523.	532.	544.
	42"	1"	10"	<b>R1PS1042F</b>	469.	485.	504.	514.	528.	537.	545.	558.
	48"	1"	10"	<b>R1PS1048F</b>	485.	497.	519.	528.	542.	550.	561.	573.
	54"	1"	10"	<b>R1PS1054F</b>	487.	499.	522.	531.	544.	552.	563.	576.
	60"	1"	10"	<b>R1PS1060F</b>	534.	547.	573.	582.	599.	607.	618.	632.

**Order Code**

Example:  
 \_\_\_\_\_  
 \_\_\_\_\_  
 \_\_\_\_\_  
 \_\_\_\_\_  
 \_\_\_\_\_  
 \_\_\_\_\_  
 \_\_\_\_\_

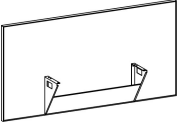
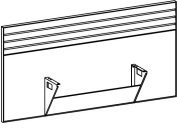
**Specification Information**

**Application Notes**

Modesty panel attaches to underside of any standard worksurface.  
 Modesty panels are actual width.  
 Cantilevers are color matched and each include a knockout with cover to provide horizontal management of cables.

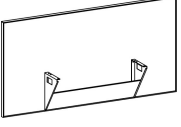
**Wire Management Trough**  
 Each screen includes a steel trough that sits between the cantilevers to support and/or conceal excess wires.

*Universal Privacy Screen, fabric and fabric w/7" slatwall  
42" h horizon with 10" modesty*

description	w	d	h	pattern no.	10	15	20	25	30	35	40	45
Universal privacy screen, fabric 42" h horizon with 10" modesty 	24"	1"	24 1/2"	<b>R1PS4224F</b>	\$509.	\$524.	\$548.	\$558.	\$573.	\$582.	\$592.	\$607.
	30"	1"	24 1/2"	<b>R1PS4230F</b>	527.	542.	568.	577.	592.	603.	613.	627.
	36"	1"	24 1/2"	<b>R1PS4236F</b>	558.	574.	601.	612.	627.	638.	649.	664.
	42"	1"	24 1/2"	<b>R1PS4242F</b>	566.	581.	610.	620.	636.	648.	658.	675.
	48"	1"	24 1/2"	<b>R1PS4248F</b>	579.	598.	624.	636.	653.	663.	674.	690.
	54"	1"	24 1/2"	<b>R1PS4254F</b>	595.	611.	639.	652.	667.	680.	689.	707.
Universal privacy screen, fabric w/7" slatwall 42" h horizon with 10" modesty 	24"	1"	24 1/2"	<b>R1PS4224W1</b>	618.	636.	664.	678.	693.	707.	719.	737.
	30"	1"	24 1/2"	<b>R1PS4230W1</b>	678.	698.	730.	742.	763.	775.	789.	809.
	36"	1"	24 1/2"	<b>R1PS4236W1</b>	721.	741.	776.	791.	812.	826.	839.	862.
	42"	1"	24 1/2"	<b>R1PS4242W1</b>	774.	797.	835.	850.	873.	887.	902.	926.
	48"	1"	24 1/2"	<b>R1PS4248W1</b>	802.	826.	866.	880.	892.	920.	934.	958.
	54"	1"	24 1/2"	<b>R1PS4254W1</b>	893.	920.	962.	981.	1,007.	1,023.	1,041.	1,067.
60"	1"	24 1/2"	<b>R1PS4260W1</b>	926.	953.	998.	1,016.	1,042.	1,061.	1,078.	1,105.	

Order Code	Specification Information	Application Notes
Example: <hr/> <hr/> <hr/> <hr/> <hr/> <hr/> <hr/>	Pricing listed is for textured paint.  Add \$35 to the list prices above for smooth paint finish option.  Slatwall color matches screen back color.	<b>Wire Management Trough</b> Each screen includes a steel trough that sits between the cantilevers to support and/or conceal excess wires.  Privacy screens are actual width.  Cantilevers are color matched and each include a knockout with cover to provide horizontal management of cables.  42" horizon screen provides approximately 13 1/4" of privacy above worksurface height and 10" of modesty coverage below worksurface height.

Reff / AutoStrada  
 Universal Privacy Screen, steel  
 42" h horizon with 10" modesty

description	w	d	h	pattern no.	P1	P2	P3
Universal privacy screen, steel 42" h horizon with 10" modesty 	24"	1"	24 1/2"	<b>R1PS4224S</b>	\$547.	\$626.	\$654.
	30"	1"	24 1/2"	<b>R1PS4230S</b>	559.	639.	666.
	36"	1"	24 1/2"	<b>R1PS4236S</b>	578.	662.	689.
	42"	1"	24 1/2"	<b>R1PS4242S</b>	586.	671.	700.
	48"	1"	24 1/2"	<b>R1PS4248S</b>	625.	716.	746.
	54"	1"	24 1/2"	<b>R1PS4254S</b>	656.	749.	782.
	60"	1"	24 1/2"	<b>R1PS4260S</b>	713.	816.	850.

**Order Code**

Example:  
 \_\_\_\_\_  
 \_\_\_\_\_  
 \_\_\_\_\_  
 \_\_\_\_\_  
 \_\_\_\_\_  
 \_\_\_\_\_

**Specification Information**

Pricing listed is for textured paint.  
 Add \$35 to the list prices above for smooth paint finish option.  
 Steel insert color matches screen back color.

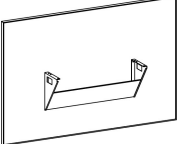
**Application Notes**

Privacy screen attaches to underside of any standard worksurface.  
 Privacy screens are actual width.  
 Cantilevers are color matched and each include a knockout with cover to provide horizontal management of cables.  
 42" horizon screen provides approximately 13 1/4" of privacy above worksurface height and 10" of modesty coverage below worksurface height.

**Wire Management Trough**  
 Each screen includes a steel trough that sits between the cantilevers to support and/or conceal excess wires.



Reff / AutoStrada  
 Universal Privacy Screen, steel  
 42" h horizon with 17" modesty

description	w	d	h	pattern no.	P1	P2	P3
Universal privacy screen, steel 42" h horizon with 17" modesty 	24"	1"	31 7/8"	<b>R1PS42T24S</b>	\$566.	\$648.	\$675.
	30"	1"	31 7/8"	<b>R1PS42T30S</b>	582.	666.	695.
	36"	1"	31 7/8"	<b>R1PS42T36S</b>	613.	702.	730.
	42"	1"	31 7/8"	<b>R1PS42T42S</b>	629.	721.	753.
	48"	1"	31 7/8"	<b>R1PS42T48S</b>	653.	746.	776.
	54"	1"	31 7/8"	<b>R1PS42T54S</b>	682.	782.	814.
	60"	1"	31 7/8"	<b>R1PS42T60S</b>	742.	851.	887.

**Order Code**

Example:  
 \_\_\_\_\_  
 \_\_\_\_\_  
 \_\_\_\_\_  
 \_\_\_\_\_  
 \_\_\_\_\_  
 \_\_\_\_\_

**Specification Information**

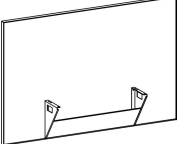
Pricing listed is for textured paint.  
 Add \$35 to the list prices above for smooth paint finish option.  
 Steel insert color matches screen back color.

**Application Notes**

Privacy screen attaches to underside of any standard worksurface.  
 Privacy screens are actual width.  
 Cantilevers are color matched and each include a knockout with cover to provide horizontal management of cables.  
 42" horizon screen provides approximately 13 1/4" of privacy above worksurface height and 17" of modesty coverage below worksurface height.

**Wire Management Trough**  
 Each screen includes a steel trough that sits between the cantilevers to support and/or conceal excess wires.

Reff / AutoStrada  
 Universal Privacy Screen, steel  
 49" h horizon with 10" modesty

description	w	d	h	pattern no.	P1	P2	P3
Universal privacy screen, steel 49" h horizon with 10" modesty 	24"	1"	24 1/2"	<b>R1PS4924S</b>	\$566.	\$648.	\$675.
	30"	1"	24 1/2"	<b>R1PS4930S</b>	582.	666.	695.
	36"	1"	24 1/2"	<b>R1PS4936S</b>	613.	702.	730.
	42"	1"	24 1/2"	<b>R1PS4942S</b>	629.	721.	753.
	48"	1"	24 1/2"	<b>R1PS4948S</b>	653.	746.	776.
	54"	1"	24 1/2"	<b>R1PS4954S</b>	682.	782.	814.
	60"	1"	24 1/2"	<b>R1PS4960S</b>	742.	851.	887.

**Order Code**

Example:  
 \_\_\_\_\_  
 \_\_\_\_\_  
 \_\_\_\_\_  
 \_\_\_\_\_  
 \_\_\_\_\_  
 \_\_\_\_\_

**Specification Information**

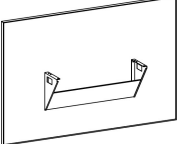
Pricing listed is for textured paint.  
 Add \$35 to the list prices above for smooth paint finish option.  
 Steel insert color matches screen back color.

**Application Notes**

Privacy screen attaches to underside of any standard worksurface.  
 Privacy screens are actual width.  
 Cantilevers are color matched and each include a knockout with cover to provide horizontal management of cables.  
 49" horizon screen provides approximately 17 1/2" of privacy above worksurface height and 10" of modesty coverage below worksurface height.

**Wire Management Trough**  
 Each screen includes a steel trough that sits between the cantilevers to support and/or conceal excess wires.

Reff / AutoStrada  
 Universal Privacy Screen, fabric  
 42" h horizon with 17" modesty

description	w	d	h	pattern no.	10	15	20	25	30	35	40	45
Universal privacy screen, fabric 42" h horizon with 17" modesty 	24"	1"	31 7/8"	<b>R1PS42T24F</b>	\$535.	\$548.	\$575.	\$585.	\$601.	\$611.	\$621.	\$636.
	30"	1"	31 7/8"	<b>R1PS42T30F</b>	549.	566.	592.	603.	619.	628.	639.	656.
	36"	1"	31 7/8"	<b>R1PS42T36F</b>	595.	611.	639.	652.	667.	680.	689.	707.
	42"	1"	31 7/8"	<b>R1PS42T42F</b>	606.	623.	654.	664.	682.	692.	705.	723.
	48"	1"	31 7/8"	<b>R1PS42T48F</b>	623.	643.	672.	683.	702.	713.	726.	743.
	54"	1"	31 7/8"	<b>R1PS42T54F</b>	641.	659.	689.	703.	721.	733.	744.	765.
	60"	1"	31 7/8"	<b>R1PS42T60F</b>	660.	680.	711.	725.	742.	756.	768.	788.

**Order Code**

Example:  
 \_\_\_\_\_  
 \_\_\_\_\_  
 \_\_\_\_\_  
 \_\_\_\_\_  
 \_\_\_\_\_  
 \_\_\_\_\_  
 \_\_\_\_\_

**Specification Information**

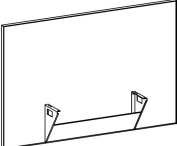
Pricing listed is for textured paint.  
 Add \$35 to the list prices above for smooth paint finish option.

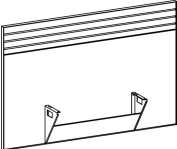
**Application Notes**

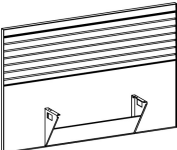
Privacy screen attaches to underside of any standard worksurface.  
 Privacy screens are actual width.  
 Cantilevers are color matched and each include a knockout with cover to provide horizontal management of cables.  
 42" horizon screen provides approximately 13 1/4" of privacy above worksurface height and 17" of modesty coverage below worksurface height.

**Wire Management Trough**  
 Each screen includes a steel trough that sits between the cantilevers to support and/or conceal excess wires.

*Universal Privacy Screen, fabric and fabric w/ 7" or 14" slatwall  
49" h horizon with 10" modesty*

description	w	d	h	pattern no.	10	15	20	25	30	35	40	45
Universal privacy screen, fabric 49" h horizon with 10" modesty 	24"	1"	31 <sup>7</sup> / <sub>8</sub> "	<b>R1PS4924F</b>	\$535.	\$548.	\$575.	\$585.	\$601.	\$611.	\$621.	\$636.
	30"	1"	31 <sup>7</sup> / <sub>8</sub> "	<b>R1PS4930F</b>	549.	566.	592.	603.	619.	628.	639.	656.
	36"	1"	31 <sup>7</sup> / <sub>8</sub> "	<b>R1PS4936F</b>	595.	611.	639.	652.	667.	680.	689.	707.
	42"	1"	31 <sup>7</sup> / <sub>8</sub> "	<b>R1PS4942F</b>	606.	623.	654.	664.	682.	692.	705.	723.
	48"	1"	31 <sup>7</sup> / <sub>8</sub> "	<b>R1PS4948F</b>	623.	643.	672.	683.	702.	713.	726.	743.
	54"	1"	31 <sup>7</sup> / <sub>8</sub> "	<b>R1PS4954F</b>	641.	659.	689.	703.	721.	733.	744.	765.
	60"	1"	31 <sup>7</sup> / <sub>8</sub> "	<b>R1PS4960F</b>	660.	680.	711.	725.	742.	756.	768.	788.

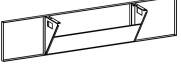
Universal privacy screen, fabric w/7" slatwall 49" h horizon with 10" modesty 	24"	1"	31 <sup>7</sup> / <sub>8</sub> "	<b>R1PS4924W1</b>	643.	660.	690.	704.	722.	734.	747.	766.
	30"	1"	31 <sup>7</sup> / <sub>8</sub> "	<b>R1PS4930W1</b>	704.	725.	758.	771.	792.	805.	819.	840.
	36"	1"	31 <sup>7</sup> / <sub>8</sub> "	<b>R1PS4936W1</b>	757.	778.	815.	830.	851.	868.	881.	904.
	42"	1"	31 <sup>7</sup> / <sub>8</sub> "	<b>R1PS4942W1</b>	815.	839.	878.	894.	918.	934.	950.	973.
	48"	1"	31 <sup>7</sup> / <sub>8</sub> "	<b>R1PS4948W1</b>	846.	872.	911.	929.	953.	969.	986.	1,010.
	54"	1"	31 <sup>7</sup> / <sub>8</sub> "	<b>R1PS4954W1</b>	941.	968.	1,015.	1,034.	1,061.	1,078.	1,098.	1,124.
	60"	1"	31 <sup>7</sup> / <sub>8</sub> "	<b>R1PS4960W1</b>	977.	1,005.	1,051.	1,070.	1,100.	1,119.	1,138.	1,166.

Universal privacy screen, fabric w/14" slatwall 49" h horizon with 10" modesty 	24"	1"	31 <sup>7</sup> / <sub>8</sub> "	<b>R1PS4924W2</b>	760.	781.	817.	832.	853.	870.	884.	906.
	30"	1"	31 <sup>7</sup> / <sub>8</sub> "	<b>R1PS4930W2</b>	865.	889.	931.	948.	972.	990.	1,006.	1,032.
	36"	1"	31 <sup>7</sup> / <sub>8</sub> "	<b>R1PS4936W2</b>	922.	949.	994.	1,011.	1,039.	1,057.	1,074.	1,102.
	42"	1"	31 <sup>7</sup> / <sub>8</sub> "	<b>R1PS4942W2</b>	1,022.	1,054.	1,103.	1,122.	1,152.	1,174.	1,192.	1,223.
	48"	1"	31 <sup>7</sup> / <sub>8</sub> "	<b>R1PS4948W2</b>	1,066.	1,098.	1,150.	1,172.	1,202.	1,223.	1,245.	1,275.
	54"	1"	31 <sup>7</sup> / <sub>8</sub> "	<b>R1PS4954W2</b>	1,237.	1,275.	1,337.	1,360.	1,397.	1,422.	1,445.	1,482.
	60"	1"	31 <sup>7</sup> / <sub>8</sub> "	<b>R1PS4960W2</b>	1,287.	1,326.	1,388.	1,413.	1,451.	1,477.	1,502.	1,540.

Order Code	Specification Information	Application Notes
Example: <hr/> <hr/> <hr/> <hr/> <hr/> <hr/> <hr/>	Pricing listed is for textured paint.  Add \$35 to the list prices above for smooth paint finish option.  Slatwall color matches screen back color.	<b>Wire Management Trough</b> Each screen includes a steel trough that sits between the cantilevers to support and/or conceal excess wires.  Privacy screens are actual width.  Cantilevers are color matched and each include a knockout with cover to provide horizontal management of cables.  49" horizon screen provides approximately 17 <sup>1</sup> / <sub>2</sub> " of privacy above worksurface height and 10" of modesty coverage below worksurface height.

Morrison / Currents  
*Universal Modesty Panel, steel*  
*10" h*

Series 2 Storage

description	w	d	h	pattern no.	P1	P2	P3
10" h Universal modesty panel	24"	1"	10"	<b>A1PS1024S</b>	\$253.	\$285.	\$296.
Under worksurface mount	30"	1"	10"	<b>A1PS1030S</b>	261.	294.	304.
	36"	1"	10"	<b>A1PS1036S</b>	263.	296.	309.
	42"	1"	10"	<b>A1PS1042S</b>	267.	301.	313.
	48"	1"	10"	<b>A1PS1048S</b>	276.	312.	324.
	54"	1"	10"	<b>A1PS1054S</b>	294.	331.	344.
	60"	1"	10"	<b>A1PS1060S</b>	319.	361.	376.

**Order Code**

Example:  
 \_\_\_\_\_  
 \_\_\_\_\_  
 \_\_\_\_\_  
 \_\_\_\_\_  
 \_\_\_\_\_  
 \_\_\_\_\_

**Specification Information**

Pricing listed is for textured paint.  
 Add \$35 to the list prices above for smooth paint finish option.

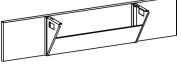
**Application Notes**

Modesty panel attaches to underside of any standard worksurface.  
 Modesty panels are actual width.  
 Cantilevers are color matched and each include a knockout with cover to provide horizontal management of cables.

**Wire Management Trough**  
 Each screen includes a steel trough that sits between the cantilevers to support and/or conceal excess wires.

Morrison / Currents  
*Universal Modesty Panel, fabric*  
 10" h

Series 2 Storage

description	w	d	h	pattern no.	10	15	20	25	30	35	40	45
10" h Universal modesty panel Under worksurface mount 	24"	1"	10"	<b>A1PS1024F</b>	\$436.	\$449.	\$467.	\$476.	\$490.	\$497.	\$504.	\$517.
	30"	1"	10"	<b>A1PS1030F</b>	446.	458.	480.	488.	499.	507.	515.	528.
	36"	1"	10"	<b>A1PS1036F</b>	459.	470.	494.	501.	514.	523.	532.	544.
	42"	1"	10"	<b>A1PS1042F</b>	469.	485.	504.	514.	528.	537.	545.	558.
	48"	1"	10"	<b>A1PS1048F</b>	485.	497.	519.	528.	542.	550.	561.	573.
	54"	1"	10"	<b>A1PS1054F</b>	487.	499.	522.	531.	544.	552.	563.	576.
	60"	1"	10"	<b>A1PS1060F</b>	534.	547.	573.	582.	599.	607.	618.	632.

**Order Code**

Example:  
 \_\_\_\_\_  
 \_\_\_\_\_  
 \_\_\_\_\_  
 \_\_\_\_\_  
 \_\_\_\_\_  
 \_\_\_\_\_  
 \_\_\_\_\_

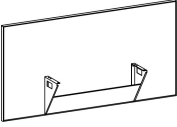
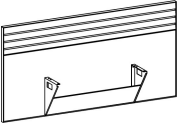
**Specification Information**

**Application Notes**

Modesty panel attaches to underside of any standard worksurface.  
 Modesty panels are actual width.  
 Cantilevers are color matched and each include a knockout with cover to provide horizontal management of cables.

**Wire Management Trough**  
 Each screen includes a steel trough that sits between the cantilevers to support and/or conceal excess wires.

*Universal Privacy Screen, fabric and fabric w/7" slatwall  
42" h horizon with 10" modesty*

description	w	d	h	pattern no.	10	15	20	25	30	35	40	45
Universal privacy screen, fabric 42" h horizon with 10" modesty 	24"	1"	24 1/2"	<b>A1PS4224F</b>	\$509.	\$524.	\$548.	\$558.	\$573.	\$582.	\$592.	\$607.
	30"	1"	24 1/2"	<b>A1PS4230F</b>	527.	542.	568.	577.	592.	603.	613.	627.
	36"	1"	24 1/2"	<b>A1PS4236F</b>	558.	574.	601.	612.	627.	638.	649.	664.
	42"	1"	24 1/2"	<b>A1PS4242F</b>	566.	581.	610.	620.	636.	648.	658.	675.
	48"	1"	24 1/2"	<b>A1PS4248F</b>	579.	598.	624.	636.	653.	663.	674.	690.
	54"	1"	24 1/2"	<b>A1PS4254F</b>	595.	611.	639.	652.	667.	680.	689.	707.
Universal privacy screen, fabric w/7" slatwall 42" h horizon with 10" modesty 	24"	1"	24 1/2"	<b>A1PS4224W1</b>	618.	636.	664.	678.	694.	707.	719.	737.
	30"	1"	24 1/2"	<b>A1PS4230W1</b>	678.	698.	730.	742.	763.	775.	789.	809.
	36"	1"	24 1/2"	<b>A1PS4236W1</b>	721.	741.	776.	791.	812.	826.	839.	862.
	42"	1"	24 1/2"	<b>A1PS4242W1</b>	774.	797.	835.	850.	873.	887.	902.	926.
	48"	1"	24 1/2"	<b>A1PS4248W1</b>	802.	826.	866.	880.	892.	920.	934.	958.
	54"	1"	24 1/2"	<b>A1PS4254W1</b>	893.	920.	962.	981.	1,007.	1,023.	1,041.	1,067.
60"	1"	24 1/2"	<b>A1PS4260W1</b>	926.	953.	998.	1,016.	1,042.	1,061.	1,078.	1,105.	

**Order Code**

Example:  
 \_\_\_\_\_  
 \_\_\_\_\_  
 \_\_\_\_\_  
 \_\_\_\_\_  
 \_\_\_\_\_  
 \_\_\_\_\_  
 \_\_\_\_\_

**Specification Information**

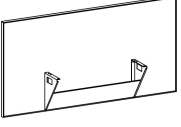
Pricing listed is for textured paint.  
 Add \$35 to the list prices above for smooth paint finish option.  
 Slatwall color matches screen back color.

**Application Notes**

Privacy screen attaches to underside of any standard worksurface.  
 Privacy screens are actual width.  
 Cantilevers are color matched and each include a knockout with cover to provide horizontal management of cables.  
 42" horizon screen provides approximately 13 1/4" of privacy above worksurface height and 10" of modesty coverage below worksurface height.

**Wire Management Trough**  
 Each screen includes a steel trough that sits between the cantilevers to support and/or conceal excess wires.

Morrison / Currents  
*Universal Privacy Screen, steel*  
*42" h horizon with 10" modesty*

description	w	d	h	pattern no.	P1	P2	P3
Universal privacy screen, steel 42" h horizon with 10" modesty 	24"	1"	24 1/2"	<b>A1PS4224S</b>	\$547.	\$626.	\$654.
	30"	1"	24 1/2"	<b>A1PS4230S</b>	559.	639.	666.
	36"	1"	24 1/2"	<b>A1PS4236S</b>	578.	662.	689.
	42"	1"	24 1/2"	<b>A1PS4242S</b>	586.	671.	700.
	48"	1"	24 1/2"	<b>A1PS4248S</b>	625.	716.	746.
	54"	1"	24 1/2"	<b>A1PS4254S</b>	656.	749.	782.
	60"	1"	24 1/2"	<b>A1PS4260S</b>	713.	816.	850.

**Order Code**

Example:  
 \_\_\_\_\_  
 \_\_\_\_\_  
 \_\_\_\_\_  
 \_\_\_\_\_  
 \_\_\_\_\_  
 \_\_\_\_\_

**Specification Information**

Pricing listed is for textured paint.  
 Add \$35 to the list prices above for smooth paint finish option.  
 Steel insert color matches screen back color.

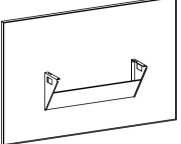
**Application Notes**

Privacy screen attaches to underside of any standard worksurface.  
 Privacy screens are actual width.  
 Cantilevers are color matched and each include a knockout with cover to provide horizontal management of cables.  
 42" horizon screen provides approximately 13 1/4" of privacy above worksurface height and 10" of modesty coverage below worksurface height.

**Wire Management Trough**  
 Each screen includes a steel trough that sits between the cantilevers to support and/or conceal excess wires.



Morrison / Currents  
*Universal Privacy Screen, steel*  
*42" h horizon with 17" modesty*

description	w	d	h	pattern no.	P1	P2	P3
Universal privacy screen, steel 42" h horizon with 17" modesty 	24"	1"	31 7/8"	<b>A1PS42T24S</b>	\$566.	\$648.	\$675.
	30"	1"	31 7/8"	<b>A1PS42T30S</b>	582.	666.	695.
	36"	1"	31 7/8"	<b>A1PS42T36S</b>	613.	702.	730.
	42"	1"	31 7/8"	<b>A1PS42T42S</b>	629.	721.	753.
	48"	1"	31 7/8"	<b>A1PS42T48S</b>	653.	746.	776.
	54"	1"	31 7/8"	<b>A1PS42T54S</b>	682.	782.	814.
	60"	1"	31 7/8"	<b>A1PS42T60S</b>	742.	851.	887.

**Order Code**

Example:  
 \_\_\_\_\_  
 \_\_\_\_\_  
 \_\_\_\_\_  
 \_\_\_\_\_  
 \_\_\_\_\_  
 \_\_\_\_\_

**Specification Information**

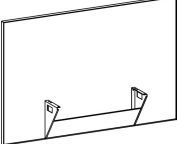
Pricing listed is for textured paint.  
 Add \$35 to the list prices above for smooth paint finish option.  
 Steel insert color matches screen back color.

**Application Information**

Privacy screen attaches to underside of any standard worksurface.  
 Privacy screens are actual width.  
 Cantilevers are color matched and each include a knockout with cover to provide horizontal management of cables.  
 42" horizon screen provides approximately 13 1/4" of privacy above worksurface height and 17" of modesty coverage below worksurface height.

**Wire Management Trough**  
 Each screen includes a steel trough that sits between the cantilevers to support and/or conceal excess wires.

Morrison / Currents  
 Universal Privacy Screen, steel  
 48" h horizon with 10" modesty

description	w	d	h	pattern no.	P1	P2	P3
Universal privacy screen, steel 48" h horizon with 10" modesty 	24"	1"	10"	<b>A1PS4824S</b>	\$566.	\$648.	\$675.
	30"	1"	10"	<b>A1PS4830S</b>	582.	666.	695.
	36"	1"	10"	<b>A1PS4836S</b>	613.	702.	730.
	42"	1"	10"	<b>A1PS4842S</b>	629.	721.	753.
	48"	1"	10"	<b>A1PS4848S</b>	653.	746.	776.
	54"	1"	10"	<b>A1PS4854S</b>	682.	782.	814.
	60"	1"	10"	<b>A1PS4860S</b>	742.	851.	887.

**Order Code**

Example:  
 \_\_\_\_\_  
 \_\_\_\_\_  
 \_\_\_\_\_  
 \_\_\_\_\_  
 \_\_\_\_\_  
 \_\_\_\_\_

**Specification Information**

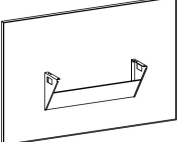
Pricing listed is for textured paint.  
 Add \$35 to the list prices above for smooth paint finish option.  
 Steel insert color matches screen back color.

**Application Notes**

Privacy screen attaches to underside of any standard worksurface.  
 Privacy screens are actual width.  
 Cantilevers are color matched and each include a knockout with cover to provide horizontal management of cables.  
 48" horizon screen provides approximately 17 1/2" of privacy above worksurface height and 10" of modesty coverage below worksurface height.

**Wire Management Trough**  
 Each screen includes a steel trough that sits between the cantilevers to support and/or conceal excess wires.

Morrison / Currents  
*Universal Privacy Screen, fabric*  
*42" h horizon with 17" modesty*

description	w	d	h	pattern no.	10	15	20	25	30	35	40	45
Universal privacy screen, fabric 42" h horizon with 17" modesty 	24"	1"	31 7/8"	<b>A1PS42T24F</b>	\$535.	\$548.	\$575.	\$585.	\$601.	\$611.	\$621.	\$636.
	30"	1"	31 7/8"	<b>A1PS42T30F</b>	549.	566.	592.	603.	619.	628.	639.	656.
	36"	1"	31 7/8"	<b>A1PS42T36F</b>	595.	611.	639.	652.	667.	680.	689.	707.
	42"	1"	31 7/8"	<b>A1PS42T42F</b>	606.	623.	654.	664.	682.	692.	705.	723.
	48"	1"	31 7/8"	<b>A1PS42T48F</b>	623.	643.	672.	683.	702.	713.	726.	743.
	54"	1"	31 7/8"	<b>A1PS42T54F</b>	641.	659.	689.	703.	721.	733.	744.	765.
	60"	1"	31 7/8"	<b>A1PS42T60F</b>	660.	680.	711.	725.	742.	756.	768.	788.

**Order Code**

Example:  
 \_\_\_\_\_  
 \_\_\_\_\_  
 \_\_\_\_\_  
 \_\_\_\_\_  
 \_\_\_\_\_  
 \_\_\_\_\_  
 \_\_\_\_\_

**Specification Information**

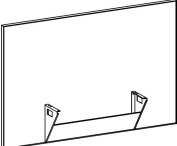
Pricing listed is for textured paint.  
 Add \$35 to the list prices above for smooth paint finish option.

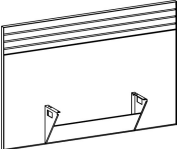
**Application Notes**

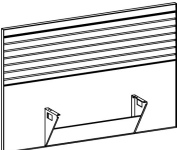
Privacy screen attaches to underside of any standard worksurface.  
 Privacy screens are actual width.  
 Cantilevers are color matched and each include a knockout with cover to provide horizontal management of cables.  
 42" horizon screen provides approximately 13 1/4" of privacy above worksurface height and 17" of modesty coverage below worksurface height.

**Wire Management Trough**  
 Each screen includes a steel trough that sits between the cantilevers to support and/or conceal excess wires.

*Universal Privacy Screen, fabric and fabric w/7" or 14" slatwall  
48" horizon with 10" modesty*

description	w	d	h	pattern no.	10	15	20	25	30	35	40	45
Universal privacy screen, fabric 48" h horizon with 10" modesty 	24"	1"	31 <sup>7</sup> / <sub>8</sub> "	<b>A1PS4824F</b>	\$535.	\$548.	\$575.	\$585.	\$601.	\$611.	\$621.	\$636.
	30"	1"	31 <sup>7</sup> / <sub>8</sub> "	<b>A1PS4830F</b>	549.	566.	592.	603.	619.	628.	639.	656.
	36"	1"	31 <sup>7</sup> / <sub>8</sub> "	<b>A1PS4836F</b>	595.	611.	639.	652.	667.	680.	689.	707.
	42"	1"	31 <sup>7</sup> / <sub>8</sub> "	<b>A1PS4842F</b>	606.	623.	654.	664.	682.	692.	705.	723.
	48"	1"	31 <sup>7</sup> / <sub>8</sub> "	<b>A1PS4848F</b>	623.	643.	672.	683.	702.	713.	726.	743.
	54"	1"	31 <sup>7</sup> / <sub>8</sub> "	<b>A1PS4854F</b>	641.	659.	689.	703.	721.	733.	744.	765.
	60"	1"	31 <sup>7</sup> / <sub>8</sub> "	<b>A1PS4860F</b>	660.	680.	711.	725.	742.	756.	768.	788.

Universal privacy screen, fabric w/7" slatwall 48" h horizon with 10" modesty 	24"	1"	31 <sup>7</sup> / <sub>8</sub> "	<b>A1PS4824W1</b>	643.	660.	690.	704.	722.	734.	747.	766.
	30"	1"	31 <sup>7</sup> / <sub>8</sub> "	<b>A1PS4830W1</b>	704.	725.	758.	771.	792.	805.	819.	840.
	36"	1"	31 <sup>7</sup> / <sub>8</sub> "	<b>A1PS4836W1</b>	757.	777.	815.	830.	851.	868.	881.	904.
	42"	1"	31 <sup>7</sup> / <sub>8</sub> "	<b>A1PS4842W1</b>	815.	839.	878.	894.	918.	934.	950.	973.
	48"	1"	31 <sup>7</sup> / <sub>8</sub> "	<b>A1PS4848W1</b>	846.	872.	911.	929.	953.	969.	986.	1,010.
	54"	1"	31 <sup>7</sup> / <sub>8</sub> "	<b>A1PS4854W1</b>	941.	968.	1,015.	1,034.	1,061.	1,078.	1,098.	1,124.
	60"	1"	31 <sup>7</sup> / <sub>8</sub> "	<b>A1PS4860W1</b>	977.	1,004.	1,051.	1,070.	1,100.	1,119.	1,138.	1,166.

Universal privacy screen, fabric w/14" slatwall 48" h horizon with 10" modesty 	24"	1"	31 <sup>7</sup> / <sub>8</sub> "	<b>A1PS4824W2</b>	760.	781.	817.	832.	853.	870.	884.	906.
	30"	1"	31 <sup>7</sup> / <sub>8</sub> "	<b>A1PS4830W2</b>	865.	889.	931.	948.	972.	990.	1,006.	1,032.
	36"	1"	31 <sup>7</sup> / <sub>8</sub> "	<b>A1PS4836W2</b>	922.	949.	994.	1,011.	1,039.	1,057.	1,074.	1,102.
	42"	1"	31 <sup>7</sup> / <sub>8</sub> "	<b>A1PS4842W2</b>	1,022.	1,054.	1,103.	1,122.	1,152.	1,174.	1,192.	1,223.
	48"	1"	31 <sup>7</sup> / <sub>8</sub> "	<b>A1PS4848W2</b>	1,066.	1,098.	1,150.	1,172.	1,202.	1,223.	1,245.	1,275.
	54"	1"	31 <sup>7</sup> / <sub>8</sub> "	<b>A1PS4854W2</b>	1,237.	1,275.	1,337.	1,360.	1,397.	1,422.	1,445.	1,482.
	60"	1"	31 <sup>7</sup> / <sub>8</sub> "	<b>A1PS4860W2</b>	1,287.	1,326.	1,388.	1,413.	1,451.	1,477.	1,502.	1,540.

Order Code	Specification Information	Application Notes
Example: <hr/> <hr/> <hr/> <hr/> <hr/> <hr/> <hr/>	Pricing listed is for textured paint.  Add \$35 to the list prices above for smooth paint finish option.  Slatwall color matches screen back color.	<b>Wire Management Trough</b> Each screen includes a steel trough that sits between the cantilevers to support and/or conceal excess wires.  Privacy screens are actual width.  Cantilevers are color matched and each include a knockout with cover to provide horizontal management of cables.  50" horizon screen provides approximately 17 <sup>1</sup> / <sub>2</sub> " of privacy above worksurface height and 10" of modesty coverage below worksurface height.

Universal Privacy Screen and Modesty Panel

**Wall Mounting Suggestions**

The following information is provided only as a guide, and represents minimum recommendations only. Knoll does not accept responsibility for the attachment of any Knoll product to a Customer's site wall. Wall specification/construction is the responsibility of the Customer and its structural engineer/architect. Failure to properly attach Knoll products to adequate wall structures can lead to property damage and/or personal injury.

You should consult your own structural engineers and/or architects and must not rely on the information provided herein.

It is the responsibility of the Customer and its structural engineers/architects to verify that the permanent structural walls (studs, blocks, solid masonry, etc.) on which the Knoll products are intended to be mounted are designed appropriately to support the product weight, PLUS 3 lbs. per linear inch for each useable shelf length

**NOTE: A cabinet's top is considered a "useable shelf" and MUST be included in the calculation of the total load for an overhead cabinet.**

It is the responsibility of the Customer and its structural engineer/architects to specify the fasteners and method for attaching the Knoll supplied wall mounting cleat, bracket, frame, etc. to the supporting wall and to confirm that the installers have adhered to these specifications. For all local building standards and codes, and additional requirements (including, but not limited to, seismic conditions) the Customer should always consult local code agencies.

	EXISTING CONSTRUCTION					
	NEW CONSTRUCTION	Cinder Block or Poured Concrete Masonry Wall	Wood Stud Wall, the studs being FULL HEIGHT to the roof/floor above	Wood Stud Wall, the studs being only Ceiling Height	Steel Stud Wall, the studs being FULL HEIGHT to the roof/floor above	Steel Stud Wall, the studs being only Ceiling Height
<b>Stud Specification</b>	Wood studs, grade #2 or better, 3 1/2" minimum width, <b>OR</b> Metal studs, minimum 25 gage thickness, 3 5/8" minimum width	The wall must be a minimum of 6" thick, and must be full height to the roof/ floor structure above	Wood studs must be Grade #2, or better, 3 1/2" minimum width	Wood studs must be Grade #2, or better, 3 1/2" minimum width	Metal studs must be minimum 25 gage thickness, 3 5/8" minimum width	Metal studs must be minimum 25 gage thickness, 3 5/8" minimum width
<b>Stud Centers</b>	Metal and wood studs must be spaced at 16" c/c maximum	N/A	Wood studs must be spaced at 16" c/c maximum	Wood studs must be spaced at 16" c/c maximum"	Metal studs must be spaced at 16" c/c maximum	Metal studs must be spaced at 16" c/c maximum
<b>Stud Height</b>	Metal and wood studs must extend upwards, and be securely attached to the roof/ floor structure above			Wood studs must be braced above the ceiling, and be securely attached to the roof/floor structure above  Affix #2 grade 'cap' across the top of the studs, then place diagonal studs from the top cap up to underside of the roof/ floor structure above		Metal studs must be braced above the ceiling, and be securely attached to the roof/floor structure above  Affix metal bracing 'cap' across the top of the studs, then place diagonal studs from the top cap up to underside of the roof / floor structure above
<b>Mounting the Knoll Supplied Cleat, Bracket, Frame, etc*</b>	Insert a 2" X 6" wood block, #2 grade or better, [or a Danback™ flexible wood backing system] horizontally between each of the studs to accommodate the full width of the cabinet, <b>and beyond to the next stud.</b>  Fasten the wood block to each stud using three screws at the ends of each block. (Fasten the Danback™ as directed by the manufacturer)  Fasten the Knoll supplied wall mounting cleat, bracket, frame, etc directly to each wood block every 6"  For wall mounting structures that have a rectangular frame-like configuration: fasten the top horizontal element of the frame to the wood blocking every 6", and fasten the lower horizontal element to each wall stud, using one fastener per stud.	Fasten the Knoll supplied cabinet wall mounting cleat, bracket, frame, etc. directly to the masonry wall every 6"  For wall mounting structures that have a rectangular frame-like configuration: fasten the top horizontal element of the frame to the wall every 6", and fasten the lower horizontal element to the wall every 16"	In the desired location of the cabinet mounting rail, remove an 8" high section of drywall the width of the cabinet, <b>and beyond to the next stud.</b>  Insert a 2" X 6" wood block, #2 grade or better, horizontally between each of the exposed studs.  Fasten the wood block to each stud using three screws at the ends of each block.  Replace the drywall and repair as desired.  Fasten the Knoll supplied wall mounting cleat, rail, frame, etc directly to the wood block every 6"  For wall mounting structures that have a rectangular frame-like configuration: fasten the top horizontal element of the frame to the wood blocking every 6", and fasten the lower horizontal element to each wall stud, using one fastener per stud.	In the desired location of the cabinet mounting rail, remove an 8" high section of drywall the width of the cabinet, <b>and beyond to the next stud.</b>  Insert a 2" X 6" wood block, #2 grade or better, horizontally between each of the exposed studs.  Fasten the wood block to each stud using three screws at the ends of each block.  Replace the drywall and repair as desired.  Fasten the Knoll supplied wall mounting cleat, rail, frame, etc directly to the wood block every 6"  For wall mounting structures that have a rectangular frame-like configuration: fasten the top horizontal element of the frame to the wood blocking every 6", and fasten the lower horizontal element to each wall stud, using one fastener per stud.	In the desired location of the cabinet mounting rail, remove an 8" high section of drywall the width of the cabinet, <b>and beyond to the next stud.</b>  Insert a 2" X 6" wood block, #2 grade or better, [or a Danback™ flexible wood backing system] horizontally between each of the exposed studs.  Fasten the wood block to each stud using three screws at the ends of each block.  Replace the drywall and repair as desired.  Fasten the Knoll supplied wall mounting cleat, rail, frame, etc directly to the wood block every 6"  For wall mounting structures that have a rectangular frame-like configuration: fasten the top horizontal element of the frame to the wood blocking every 6", and fasten the lower horizontal element to each wall stud, using one fastener per stud.	In the desired location of the cabinet mounting rail, remove an 8" high section of drywall the width of the cabinet, <b>and beyond to the next stud.</b>  Insert a 2" X 6" wood block, #2 grade or better, [or a Danback™ flexible wood backing system] horizontally between each of the exposed studs.  Fasten the wood block to each stud using three screws at the ends of each block.  Replace the drywall and repair as desired.  Fasten the Knoll supplied wall mounting cleat, rail, frame, etc directly to the wood block every 6"  For wall mounting structures that have a rectangular frame-like configuration: fasten the top horizontal element of the frame to the wood blocking every 6", and fasten the lower horizontal element to each wall stud, using one fastener per stud.
<b>*Graham Wall Hung Shelf</b>	The Graham Wall Hung Shelf Bracket (and others like it) requires full support behind the full height of the bracket  This should be accomplished by insertion of additional 2"X 6" wood blocking between the studs as defined above	Fasten the Knoll supplied wall mounting brackets directly to the masonry wall, using the holes provided in each bracket	The Graham Wall Hung Shelf Bracket (and others like it) requires full support behind the full height of the bracket  This should be accomplished by insertion of additional 2"X 6" wood blocking between the studs as defined above	The Graham Wall Hung Shelf Bracket (and others like it) requires full support behind the full height of the bracket  This should be accomplished by insertion of additional 2"X 6" wood blocking between the studs as defined above	The Graham Wall Hung Shelf Bracket (and others like it) requires full support behind the full height of the bracket  This should be accomplished by insertion of additional 2"X 6" wood blocking between the studs as defined above	The Graham Wall Hung Shelf Bracket (and others like it) requires full support behind the full height of the bracket  This should be accomplished by insertion of additional 2"X 6" wood blocking between the studs as defined above
<b>Fasten the Knoll supplied wall cleat with...</b>	#10 x 2 1/2" Grabber Woodys Screws or equiv. @ 6" c/c, screwed directly into the wood blocking	3/16" x 3 1/2" Tapcon Masonry Screws or equiv. @ 6" c/c with 1-1/4" embedment, screwed directly into the masonry wall	#10 x 2 1/2" Grabber Woodys Screws or equiv. @ 6" c/c, screwed directly into the wood blocking	#10 x 2 1/2" Grabber Woodys Screws or equiv. @ 6" c/c, screwed directly into the wood blocking	#10 x 2 1/2" Grabber Woodys Screws or equiv. @ 6" c/c, screwed directly into the wood blocking	#10 x 2 1/2" Grabber Woodys Screws or equiv. @ 6" c/c, screwed directly into the wood blocking

# Alpha-Numeric Index

<i>pattern no.</i>	<i>page</i>	<i>pattern no.</i>	<i>page</i>	<i>pattern no.</i>	<i>page</i>	<i>pattern no.</i>	<i>page</i>
A1PS1024F	333	A1PS4842F	339	AT3SBRH6415FFFL	268	AT3WSLH5024FFFL	273
A1PS1024S	332	A1PS4842S	337	AT3SLH5015BBFFL	264	AT3WSLH5030BBFFL	288
A1PS1030F	333	A1PS4842W1	339	AT3SLH5015BBFL	264	AT3WSLH5030BBFL	286
A1PS1030S	332	A1PS4842W2	339	AT3SLH5015FFFL	265	AT3WSLH5030BBFL	287
A1PS1036F	333	A1PS4848F	339	AT3SLH5015FFFL	264	AT3WSLH5030FFFL	287
A1PS1036S	332	A1PS4848S	337	AT3SLH5024WL	273	AT3WSLH5030FFL	287
A1PS1042F	333	A1PS4848W1	339	AT3SLH5024WWL	272	AT3WSLH5724BBFFL	278
A1PS1042S	332	A1PS4848W2	339	AT3SLH5715BBFFL	266	AT3WSLH5724BBFL	279
A1PS1048F	333	A1PS4854F	339	AT3SLH5715FFFL	266	AT3WSLH5724BBFFL	278
A1PS1048S	332	A1PS4854S	337	AT3SLH5715FFL	266	AT3WSLH5724FFFL	278
A1PS1054F	333	A1PS4854W1	339	AT3SLH5724WL	277	AT3WSLH5724FFL	279
A1PS1054S	332	A1PS4854W2	339	AT3SLH5724WWL	277	AT3WSLH5730BBFFL	292
A1PS1060F	333	A1PS4860F	339	AT3SLH6415BBFFL	270	AT3WSLH5730BBFL	290
A1PS1060S	332	A1PS4860S	337	AT3SLH6415BBFL	270	AT3WSLH5730BBFFL	293
A1PS4224F	334	A1PS4860W1	339	AT3SLH6415FFFL	269	AT3WSLH5730FFFL	291
A1PS4224S	335	A1PS4860W2	339	AT3SLH6415FFFL	269	AT3WSLH5730FFL	290
A1PS4224W1	334	AS2DW30L	262	AT3SLH6415FFL	270	AT3WSLH6424BBFFL	283
A1PS4230F	334	AS2DW36L	262	AT3SLH6424WL	280	AT3WSLH6424BBFL	281
A1PS4230S	335	AS2PFL18A	260	AT3SLH6424WWL	281	AT3WSLH6424BBFFL	282
A1PS4230W1	334	AS2PFL18B	260	AT3SRH5015BBFFL	264	AT3WSLH6424FFFL	284
A1PS4236F	334	AS2PFL24A	260	AT3SRH5015BBFL	264	AT3WSLH6424FFFL	283
A1PS4236S	335	AS2PFL24B	260	AT3SRH5015FFFL	265	AT3WSLH6424FFL	282
A1PS4236W1	334	AS2PFL30A	260	AT3SRH5015FFL	264	AT3WSLH6430BBFFL	297
A1PS4242F	334	AS2PFL30B	260	AT3SRH5024WL	273	AT3WSLH6430BBFL	295
A1PS4242S	335	AS2PML18A	261	AT3SRH5024WWL	272	AT3WSLH6430BBFFL	296
A1PS4242W1	334	AS2PML18B	261	AT3SRH5715BBFFL	266	AT3WSLH6430FFFL	297
A1PS4248F	334	AS2PML18F	261	AT3SRH5715FFFL	266	AT3WSLH6430FFFL	296
A1PS4248S	335	AS2PML24A	261	AT3SRH5715FFL	266	AT3WSLH6430FFL	295
A1PS4248W1	334	AS2PML24B	261	AT3SRH5724WL	277	AT3WSRH5024BBFFL	274
A1PS4254F	334	AS2PML24F	261	AT3SRH5724WWL	277	AT3WSRH5024BBFL	273
A1PS4254S	335	AT3BDLH6415BBFL	268	AT3SRH6415BBFFL	270	AT3WSRH5024BBFL	274
A1PS4254W1	334	AT3BDLH6415FFFL	269	AT3SRH6415BBFL	270	AT3WSRH5024FFFL	274
A1PS4260F	334	AT3BDRH6415BBFL	268	AT3SRH6415FFFL	269	AT3WSRH5024FFL	273
A1PS4260S	335	AT3BDRH6415FFFL	269	AT3SRH6415FFL	269	AT3WSRH5030BBFFL	288
A1PS4260W1	334	AT3D5024WL	272	AT3SRH6415FFL	270	AT3WSRH5030BBFL	286
A1PS42T24F	338	AT3D5024WWL	272	AT3SRH6424WL	280	AT3WSRH5030BBFL	287
A1PS42T24S	336	AT3D5030WL	286	AT3SRH6424WWL	281	AT3WSRH5030FFFL	287
A1PS42T30F	338	AT3D5030WWL	286	AT3WBDLH6424BBFL	285	AT3WSRH5030FFL	287
A1PS42T30S	336	AT3D5724WL	276	AT3WBDLH6424FFL	285	AT3WSRH5724BBFFL	278
A1PS42T36F	338	AT3D5724WWL	276	AT3WBDRH6424BBFL	285	AT3WSRH5724BBFL	279
A1PS42T36S	336	AT3D5730WL	289	AT3WBDRH6424FFL	285	AT3WSRH5724BBFFL	278
A1PS42T42F	338	AT3D5730WWL	289	AT3WSBLH4224BBFL	271	AT3WSRH5724FFFL	278
A1PS42T42S	336	AT3D6424WL	280	AT3WSBLH4224FFFL	271	AT3WSRH5724FFL	279
A1PS42T48F	338	AT3D6424WWL	280	AT3WSBLH5024BBFL	275	AT3WSRH5730BBFFL	292
A1PS42T48S	336	AT3D6430WL	294	AT3WSBLH5024FFL	275	AT3WSRH5730BBFL	290
A1PS42T54F	338	AT3D6430WWL	294	AT3WSBLH5724BBFL	276	AT3WSRH5730BBFL	293
A1PS42T54S	336	AT3SBLH4215BBFL	263	AT3WSBLH5724FFFL	277	AT3WSRH5730FFFL	291
A1PS42T60F	338	AT3SBLH4215FFFL	263	AT3WSBLH6424BBFL	284	AT3WSRH5730FFL	290
A1PS42T60S	336	AT3SBLH5015BBFL	265	AT3WSBLH6424FFFL	285	AT3WSRH6424BBFFL	283
A1PS4824F	339	AT3SBLH5015FFFL	265	AT3WSBRH4224BBFL	271	AT3WSRH6424BBFL	281
A1PS4824S	337	AT3SBLH5715BBFL	267	AT3WSBRH4224FFFL	271	AT3WSRH6424BBFL	282
A1PS4824W1	339	AT3SBLH5715FFFL	267	AT3WSBRH5024BBFL	275	AT3WSRH6424FFFL	284
A1PS4824W2	339	AT3SBLH6415BBFL	268	AT3WSBRH5024FFFL	275	AT3WSRH6424FFFL	283
A1PS4830F	339	AT3SBLH6415FFFL	268	AT3WSBRH5724BBFL	276	AT3WSRH6424FFL	282
A1PS4830S	337	AT3SBRH4215BBFL	263	AT3WSBRH5724FFFL	277	AT3WSRH6430BBFFL	297
A1PS4830W1	339	AT3SBRH4215FFFL	263	AT3WSBRH6424BBFL	284	AT3WSRH6430BBFL	295
A1PS4830W2	339	AT3SBRH5015BBFL	265	AT3WSBRH6424FFFL	285	AT3WSRH6430BBFFL	296
A1PS4836F	339	AT3SBRH5015FFFL	265	AT3WSLH5024BBFFL	274	AT3WSRH6430FFFL	297
A1PS4836S	337	AT3SBRH5715BBFL	267	AT3WSLH5024BBFL	273	AT3WSRH6430FFFL	296
A1PS4836W1	339	AT3SBRH5715FFFL	267	AT3WSLH5024BBFFL	274	AT3WSRH6430FFL	295
A1PS4836W2	339	AT3SBRH6415BBFL	268	AT3WSLH5024FFFL	274	B1PS1024F	317

<i>pattern no.</i>	<i>page</i>	<i>pattern no.</i>	<i>page</i>	<i>pattern no.</i>	<i>page</i>	<i>pattern no.</i>	<i>page</i>
B1PS1024S	316	B1PS5048S	320	BT3D6430W WL(L/V)	179	BT3SRH5015LS	109
B1PS1030F	317	B1PS5048W1	323	BT3D6430W WLS	146	BT3SRH5024WL(L/V)	158
B1PS1030S	316	B1PS5048W2	323	BT3SBLH4215BBFLS	108	BT3SRH5024WLS	121
B1PS1036F	317	B1PS5054F	323	BT3SBLH4215FFLS	108	BT3SRH5024W WL(L/V)	159
B1PS1036S	316	B1PS5054S	320	BT3SBLH5015BBFLS	111	BT3SRH5024W WLS	121
B1PS1042F	317	B1PS5054W1	323	BT3SBLH5015FFLS	111	BT3SRH5715BBFL(L/V)	155
B1PS1042S	316	B1PS5054W2	323	BT3SBLH5715BBFLS	114	BT3SRH5715BBFLS	113
B1PS1048F	317	B1PS5060F	323	BT3SBLH5715FFLS	114	BT3SRH5715FFFL(L/V)	155
B1PS1048S	316	B1PS5060S	320	BT3SBLH6415BBFLS	117	BT3SRH5715FFFLS	113
B1PS1054F	317	B1PS5060W1	323	BT3SBLH6415FFLS	118	BT3SRH5715FFFL(L/V)	155
B1PS1054S	316	B1PS5060W2	323	BT3SBRH4215BBFLS	108	BT3SRH5715FFLS	112
B1PS1060F	317	BS2DW30L(L/V)	152	BT3SBRH4215FFLS	108	BT3SRH5715LS	112
B1PS1060S	316	BS2DW30LS	107	BT3SBRH5015BBFLS	111	BT3SRH5724WL(L/V)	162
B1PS4224F	322	BS2DW36L(L/V)	152	BT3SBRH5015FFLS	111	BT3SRH5724WLS	126
B1PS4224S	318	BS2DW36LS	107	BT3SBRH5715BBFLS	114	BT3SRH5724W WL(L/V)	162
B1PS4224W1	322	BS2PFL18A(L/V)	150	BT3SBRH5715FFLS	114	BT3SRH5724W WLS	127
B1PS4230F	322	BS2PFL18A(S/L/V)	105	BT3SBRH6415BBFLS	117	BT3SRH6415BBFFL(L/V)	156
B1PS4230S	318	BS2PFL18B(L/V)	150	BT3SBRH6415FFLS	118	BT3SRH6415BBFFLS	118
B1PS4230W1	322	BS2PFL18B(S/L/V)	105	BT3SLH5015BBFFL(L/V)	153	BT3SRH6415BBFL(L/V)	156
B1PS4236F	322	BS2PFL24A(L/V)	150	BT3SLH5015BBFFLS	110	BT3SRH6415BBFLS	115
B1PS4236S	318	BS2PFL24A(S/L/V)	105	BT3SLH5015BBFL(L/V)	153	BT3SRH6415FFFFL(L/V)	157
B1PS4236W1	322	BS2PFL24B(L/V)	150	BT3SLH5015BBFLS	109	BT3SRH6415FFFFLS	119
B1PS4242F	322	BS2PFL24B(S/L/V)	105	BT3SLH5015FFFL(L/V)	154	BT3SRH6415FFFL(L/V)	157
B1PS4242S	318	BS2PFL30A(L/V)	150	BT3SLH5015FFFLS	111	BT3SRH6415FFFLS	119
B1PS4242W1	322	BS2PFL30A(S/L/V)	105	BT3SLH5015FFL(L/V)	154	BT3SRH6415FFFL(L/V)	157
B1PS4248F	322	BS2PFL30B(L/V)	150	BT3SLH5015FFLS	110	BT3SRH6415FFFLS	116
B1PS4248S	318	BS2PFL30B(S/L/V)	105	BT3SLH5015LS	109	BT3SRH6415LS	115
B1PS4248W1	322	BS2PML18A(L/V)	151	BT3SLH5024WL(L/V)	158	BT3SRH6424WL(L/V)	167
B1PS4254F	322	BS2PML18AS	106	BT3SLH5024WLS	121	BT3SRH6424WLS	131
B1PS4254S	318	BS2PML18B(L/V)	151	BT3SLH5024W WL(L/V)	159	BT3SRH6424W WL(L/V)	166
B1PS4254W1	322	BS2PML18BS	106	BT3SLH5024W WLS	121	BT3SRH6424W WLS	132
B1PS4260F	322	BS2PML18F(L/V)	151	BT3SLH5715BBFL(L/V)	155	BT3WBDLH6424BBFLS	133
B1PS4260S	318	BS2PML18FS	106	BT3SLH5715BBFLS	113	BT3WBDLH6424FFLS	132
B1PS4260W1	322	BS2PML24A(L/V)	151	BT3SLH5715FFFL(L/V)	155	BT3WBDRH6424BBFLS	133
B1PS42T24F	321	BS2PML24AS	106	BT3SLH5715FFFLS	113	BT3WBDRH6424FFLS	132
B1PS42T24S	319	BS2PML24B(L/V)	151	BT3SLH5715FFL(L/V)	155	BT3WSBLH4224BBFLS	120
B1PS42T30F	321	BS2PML24BS	106	BT3SLH5715FFLS	112	BT3WSBLH4224FFLS	120
B1PS42T30S	319	BS2PML24F(L/V)	151	BT3SLH5715LS	112	BT3WSBLH5024BBFLS	122
B1PS42T36F	321	BS2PML24FS	106	BT3SLH5724WL(L/V)	162	BT3WSBLH5024FFLS	123
B1PS42T36S	319	BT3BDLH6415BBFLS	116	BT3SLH5724WLS	126	BT3WSBLH5724BBFLS	127
B1PS42T42F	321	BT3BDLH6415FFLS	117	BT3SLH5724W WL(L/V)	162	BT3WSBLH5724FFLS	128
B1PS42T42S	319	BT3BDRH6415BBFLS	116	BT3SLH5724W WLS	127	BT3WSBLH6424BBFLS	133
B1PS42T48F	321	BT3BDRH6415FFLS	117	BT3SLH6415BBFFL(L/V)	156	BT3WSBLH6424FFLS	134
B1PS42T48S	319	BT3D5024WL(L/V)	159	BT3SLH6415BBFFLS	118	BT3WSBRH4224BBFLS	120
B1PS42T54F	321	BT3D5024WLS	121	BT3SLH6415BBFL(L/V)	156	BT3WSBRH4224FFLS	120
B1PS42T54S	319	BT3D5024W WL(L/V)	159	BT3SLH6415BBFLS	115	BT3WSBRH5024BBFLS	122
B1PS42T60F	321	BT3D5024W WLS	122	BT3SLH6415FFFFL(L/V)	157	BT3WSBRH5024FFLS	123
B1PS42T60S	319	BT3D5030WL(L/V)	171	BT3SLH6415FFFLS	119	BT3WSBRH5724BBFLS	127
B1PS5024F	323	BT3D5030WLS	138	BT3SLH6415FFFL(L/V)	157	BT3WSBRH5724FFLS	128
B1PS5024S	320	BT3D5030W WL(L/V)	171	BT3SLH6415FFFLS	119	BT3WSBRH6424BBFLS	133
B1PS5024W1	323	BT3D5030W WLS	138	BT3SLH6415FFL(L/V)	157	BT3WSBRH6424FFLS	134
B1PS5024W2	323	BT3D5724WL(L/V)	162	BT3SLH6415FFLS	116	BT3WSLH5024BBFFL(L/V)	158
B1PS5030F	323	BT3D5724WLS	126	BT3SLH6415LS	115	BT3WSLH5024BBFFLS	123
B1PS5030S	320	BT3D5724W WL(L/V)	163	BT3SLH6424WL(L/V)	167	BT3WSLH5024BBFL(L/V)	161
B1PS5030W1	323	BT3D5724W WLS	126	BT3SLH6424WLS	131	BT3WSLH5024BBFLS	124
B1PS5030W2	323	BT3D5730WL(L/V)	175	BT3SLH6424W WL(L/V)	166	BT3WSLH5024BBFL(L/V)	160
B1PS5036F	323	BT3D5730WLS	142	BT3SLH6424W WLS	132	BT3WSLH5024BBFFLS	124
B1PS5036S	320	BT3D5730W WL(L/V)	175	BT3SRH5015BBFFL(L/V)	153	BT3WSLH5024FFFL(L/V)	160
B1PS5036W1	323	BT3D5730W WLS	142	BT3SRH5015BBFFLS	110	BT3WSLH5024FFFLS	125
B1PS5036W2	323	BT3D6424WL(L/V)	166	BT3SRH5015BBFL(L/V)	153	BT3WSLH5024FFL(L/V)	161
B1PS5042F	323	BT3D6424WLS	131	BT3SRH5015BBFLS	109	BT3WSLH5024FFLS	125
B1PS5042S	320	BT3D6424W WL(L/V)	166	BT3SRH5015FFFL(L/V)	154	BT3WSLH5030BBFFL(L/V)	174
B1PS5042W1	323	BT3D6424W WLS	131	BT3SRH5015FFFLS	111	BT3WSLH5030BBFFLS	139
B1PS5042W2	323	BT3D6430WL(L/V)	179	BT3SRH5015FFL(L/V)	154	BT3WSLH5030BBFL(L/V)	172
B1PS5048F	323	BT3D6430WLS	146	BT3SRH5015FFLS	110	BT3WSLH5030BBFLS	139



<i>pattern no.</i>	<i>page</i>	<i>pattern no.</i>	<i>page</i>	<i>pattern no.</i>	<i>page</i>	<i>pattern no.</i>	<i>page</i>
BT3WSLH5030BFFL(L/V)	173	BT3WSRH5030BFFLS	140	D1PS4224W1	310	DL3T5E49	300
BT3WSLH5030BFFLS	140	BT3WSRH5030FFFL(L/V)	172	D1PS4230F	310	DL3TC	300
BT3WSLH5030FFFL(L/V)	172	BT3WSRH5030FFFLS	140	D1PS4230S	311	DS1OHL	301
BT3WSLH5030FFFLS	140	BT3WSRH5030FFFL(L/V)	173	D1PS4230W1	310	DS1PBD	298, 306
BT3WSLH5030FFFL(L/V)	173	BT3WSRH5030FFFLS	141	D1PS4236F	310	DS1PFD	298, 306
BT3WSLH5030FFFLS	141	BT3WSRH5724BBFFL(L/V)	164	D1PS4236S	311	DS1PFS	298, 306
BT3WSLH5724BBFFL(L/V)	164	BT3WSRH5724BBFFLS	128	D1PS4236W1	310	DS1PST	298, 306
BT3WSLH5724BBFFLS	128	BT3WSRH5724BBFL(L/V)	165	D1PS4242F	310	DS1SWM30	301
BT3WSLH5724BBFL(L/V)	165	BT3WSRH5724BBFLS	129	D1PS4242S	311	DS1SWM36	301
BT3WSLH5724BBFLS	129	BT3WSRH5724BBFL(L/V)	163	D1PS4242W1	310	DS1SWM42	301
BT3WSLH5724BBFL(L/V)	163	BT3WSRH5724BBFLS	129	D1PS4248F	310	DS1SWM48	301
BT3WSLH5724BBFLS	129	BT3WSRH5724FFFL(L/V)	164	D1PS4248S	311	DS1VD	301
BT3WSLH5724FFFL(L/V)	164	BT3WSRH5724FFFLS	130	D1PS4248W1	310	DS1WM24	301
BT3WSLH5724FFFLS	130	BT3WSRH5724FFFL(L/V)	165	D1PS4254F	310	DS1WM30	301
BT3WSLH5724FFFL(L/V)	165	BT3WSRH5724FFFLS	130	D1PS4254S	311	DS1WM36	301
BT3WSLH5724FFFLS	130	BT3WSRH5730BBFFL(L/V)	176	D1PS4254W1	310	DS1WM42	301
BT3WSLH5730BBFFL(L/V)	176	BT3WSRH5730BBFFLS	143	D1PS4260F	310	DS1WM48	301
BT3WSLH5730BBFFLS	143	BT3WSRH5730BBFL(L/V)	176	D1PS4260S	311	DS2DW30L	17
BT3WSLH5730BBFL(L/V)	176	BT3WSRH5730BBFLS	143	D1PS4260W1	310	DS2DW36L	17
BT3WSLH5730BBFLS	143	BT3WSRH5730BFFL(L/V)	177	D1PS42T24F	314	DS2LKKT	299
BT3WSLH5730BFFL(L/V)	177	BT3WSRH5730BFFLS	144	D1PS42T24S	312	DS2OD36L	20, 188
BT3WSLH5730BFFLS	144	BT3WSRH5730FFFL(L/V)	177	D1PS42T24S	314	DS2OD42L	20, 188
BT3WSLH5730FFFL(L/V)	177	BT3WSRH5730FFFLS	144	D1PS42T30F	314	DS2OD48L	20, 188
BT3WSLH5730FFFLS	144	BT3WSRH5730FFFL(L/V)	178	D1PS42T30S	312	DS2OD48L	20, 188
BT3WSLH5730FFFL(L/V)	178	BT3WSRH5730FFFLS	145	D1PS42T36F	314	DS2OD54L	20, 188
BT3WSLH5730FFFLS	145	BT3WSRH6424BBFFL(L/V)	169	D1PS42T36S	312	DS2OD60L	20, 188
BT3WSLH6424BBFFL(L/V)	169	BT3WSRH6424BBFFLS	135	D1PS42T42F	314	DS2OD66L	20, 188
BT3WSLH6424BBFFLS	135	BT3WSRH6424BBFL(L/V)	169	D1PS42T42S	312	DS2OD72L	20, 188
BT3WSLH6424BBFL(L/V)	169	BT3WSRH6424BBFLS	134	D1PS42T48F	314	DS2PFL18A	15
BT3WSLH6424BBFLS	134	BT3WSRH6424BBFLS	168	D1PS42T48S	312	DS2PFL18B	15
BT3WSLH6424BFFL(L/V)	168	BT3WSRH6424BFFLS	135	D1PS42T54F	314	DS2PFL24A	15
BT3WSLH6424BFFLS	135	BT3WSRH6424BFFL(L/V)	167	D1PS42T54S	312	DS2PFL24B	15
BT3WSLH6424BFFL(L/V)	167	BT3WSRH6424FFFL(L/V)	137	D1PS42T60F	314	DS2PFL30A	15
BT3WSLH6424FFFL(L/V)	167	BT3WSRH6424FFFLS	137	D1PS42T60S	312	DS2PFL30B	15
BT3WSLH6424FFFLS	137	BT3WSRH6424FFFL(L/V)	168	D1PS5024F	315	DS2PM24L	18, 186
BT3WSLH6424FFFL(L/V)	168	BT3WSRH6424FFFLS	136	D1PS5024S	313	DS2PM30L	18, 186
BT3WSLH6424FFFLS	136	BT3WSRH6424FFFL(L/V)	170	D1PS5024W1	315	DS2PM36L	18, 186
BT3WSLH6424FFFL(L/V)	170	BT3WSRH6424FFFLS	136	D1PS5024W2	315	DS2PM42L	18, 186
BT3WSLH6424FFFLS	136	BT3WSRH6430BBFFL(L/V)	182	D1PS5030F	315	DS2PM48L	18, 186
BT3WSLH6430BBFFL(L/V)	182	BT3WSRH6430BBFFLS	147	D1PS5030S	313	DS2PM54L	18, 186
BT3WSLH6430BBFFLS	147	BT3WSRH6430BBFL(L/V)	180	D1PS5030W1	315	DS2PM60L	18, 186
BT3WSLH6430BBFL(L/V)	180	BT3WSRH6430BBFLS	147	D1PS5030W2	315	DS2PM66L	18, 186
BT3WSLH6430BBFLS	147	BT3WSRH6430BFFL(L/V)	182	D1PS5036F	315	DS2PM72L	18, 186
BT3WSLH6430BFFL(L/V)	182	BT3WSRH6430BFFLS	148	D1PS5036S	313	DS2PML18A	16
BT3WSLH6430BFFFLS	148	BT3WSRH6430FFFL(L/V)	181	D1PS5036W1	315	DS2PML18B	16
BT3WSLH6430FFFL(L/V)	181	BT3WSRH6430FFFLS	148	D1PS5036W2	315	DS2PML18F	16
BT3WSLH6430FFFLS	148	BT3WSRH6430FFFL(L/V)	181	D1PS5042F	315	DS2PML24A	16
BT3WSLH6430FFFL(L/V)	181	BT3WSRH6430FFFLS	149	D1PS5042S	313	DS2PML24B	16
BT3WSLH6430FFFLS	149	BT3WSRH6430FFFL(L/V)	180	D1PS5042W1	315	DS2PML24F	16
BT3WSLH6430FFFL(L/V)	180	BT3WSRH6430FFFLS	149	D1PS5042W2	315	DS2PPTC	298, 305
BT3WSLH6430FFFLS	149	D1PS1024F	309	D1PS5048F	315	DS2PPTN	298, 305
BT3WSRH5024BBFFL(L/V)	158	D1PS1024S	308	D1PS5048S	313	DS2UM30L	19, 187
BT3WSRH5024BBFFLS	123	D1PS1030F	309	D1PS5048W1	315	DS2UM36L	19, 187
BT3WSRH5024BBFL(L/V)	161	D1PS1030S	308	D1PS5048W2	315	DS2UM42L	19, 187
BT3WSRH5024BBFLS	124	D1PS1036F	309	D1PS5054F	315	DS2UM48L	19, 187
BT3WSRH5024BFFL(L/V)	160	D1PS1036S	308	D1PS5054S	313	DS2UM54L	19, 187
BT3WSRH5024BFFLS	124	D1PS1042F	309	D1PS5054W1	315	DS2UM60L	19, 187
BT3WSRH5024FFFL(L/V)	160	D1PS1042S	308	D1PS5054W2	315	DS2UM66L	19, 187
BT3WSRH5024FFFLS	125	D1PS1048F	309	D1PS5060F	315	DS2UM72L	19, 187
BT3WSRH5024FFFL(L/V)	161	D1PS1048S	308	D1PS5060S	313	DS2XPB	12, 15, 105, 150, 183, 220, 260
BT3WSRH5024FFFLS	125	D1PS1054F	309	D1PS5060W1	315	DS4DW30L	14
BT3WSRH5030BBFFL(L/V)	174	D1PS1054S	308	D1PS5060W2	315	DS4DW36L	14
BT3WSRH5030BBFFLS	139	D1PS1060F	309	DBIU18	19, 187	DS4PFL18A	12
BT3WSRH5030BBFL(L/V)	172	D1PS1060S	308	DL3T5E19	300	DS4PFL18B	12
BT3WSRH5030BBFLS	139	D1PS4224F	310	DL3T5E25	300	DS4PFL24A	12
BT3WSRH5030BFFL(L/V)	173	D1PS4224S	311	DL3T5E37	300	DS4PFL24B	12

<i>pattern no.</i>	<i>page</i>	<i>pattern no.</i>	<i>page</i>	<i>pattern no.</i>	<i>page</i>	<i>pattern no.</i>	<i>page</i>
DS4PFL30A	12	DT3MBCDS	303	DT3WBDRH6424FFL	88	DT3WSRH5730BBFFL	99
DS4PFL30B	12	DT3PDD	298, 305	DT3WSBLH4224BBFL	74	DT3WSRH5730BBFL	99
DS4PML18A	13	DT3RT	298, 306	DT3WSBLH4224FFL	74	DT3WSRH5730BBFL	98
DS4PML18B	13	DT3SBLH4215BBFL	64	DT3WSBLH5024BBFL	77	DT3WSRH5730FFFL	98
DS4PML18F	13	DT3SBLH4215FFL	64	DT3WSBLH5024FFL	78	DT3WSRH5730FFL	98
DS4PML24A	13	DT3SBLH5015BBFL	66	DT3WSBLH5724BBFL	81	DT3WSRH6424BBFFL	86
DS4PML24B	13	DT3SBLH5015FFL	67	DT3WSBLH5724FFL	80	DT3WSRH6424BBFL	84
DS4PML24F	13	DT3SBLH5715BBFL	69	DT3WSBLH6424BBFL	87	DT3WSRH6424BBFL	85
DT3A1515	304	DT3SBLH5715FFL	69	DT3WSBLH6424FFL	88	DT3WSRH6424FFFL	87
DT3A1524	304	DT3SBLH6415BBFL	70	DT3WSBRH4224BBFL	74	DT3WSRH6424FFFL	86
DT3BDLH6415BBFL	71	DT3SBLH6415FFL	70	DT3WSBRH4224FFL	74	DT3WSRH6424FFL	85
DT3BDLH6415FFL	71	DT3SBRH4215BBFL	64	DT3WSBRH5024BBFL	77	DT3WSRH6430BBFFL	104
DT3BDRH6415BBFL	71	DT3SBRH4215FFL	64	DT3WSBRH5024FFL	78	DT3WSRH6430BBFL	102
DT3BDRH6415FFL	71	DT3SBRH5015BBFL	66	DT3WSBRH5724BBFL	81	DT3WSRH6430BBFL	103
DT3CB15	307	DT3SBRH5015FFL	67	DT3WSBRH5724FFL	80	DT3WSRH6430FFFL	104
DT3CB24	307	DT3SBRH5715BBFL	69	DT3WSBRH6424BBFL	87	DT3WSRH6430FFFL	103
DT3CB30	307	DT3SBRH5715FFL	69	DT3WSBRH6424FFL	88	DT3WSRH6430FFL	102
DT3CB9	307	DT3SBRH6415BBFL	70	DT3WSLH5024BBFFL	77	DT4BDLH6415BBFL	30
DT3D5024WL	75	DT3SBRH6415FFL	70	DT3WSLH5024BBFL	76	DT4BDLH6415FFL	30
DT3D5024WWL	76	DT3SDD	305	DT3WSLH5024BBFL	77	DT4BDRH6415BBFL	30
DT3D5030WL	95	DT3SLH5015BBFFL	66	DT3WSLH5024FFFL	78	DT4BDRH6415FFL	30
DT3D5030WWL	95	DT3SLH5015BBFL	65	DT3WSLH5024FFL	76	DT4D5024WL	34
DT3D5724WL	82	DT3SLH5015FFFL	66	DT3WSLH5030BBFFL	96	DT4D5024WWL	35
DT3D5724WWL	82	DT3SLH5015FFL	65	DT3WSLH5030BBFL	97	DT4D5030WL	54
DT3D5730WL	99	DT3SLH5015L	65	DT3WSLH5030BBFL	96	DT4D5030WWL	54
DT3D5730WWL	100	DT3SLH5024WL	75	DT3WSLH5030FFFL	96	DT4D5724WL	41
DT3D6424WL	83	DT3SLH5024WWL	75	DT3WSLH5030FFL	95	DT4D5724WWL	41
DT3D6424WWL	84	DT3SLH5715BBFL	68	DT3WSLH5724BBFFL	80	DT4D5730WL	58
DT3D6430WL	101	DT3SLH5715FFFL	69	DT3WSLH5724BBFL	80	DT4D5730WWL	59
DT3D6430WWL	101	DT3SLH5715FFL	68	DT3WSLH5724BBFL	79	DT4D6424WL	42
DT3DCH	307	DT3SLH5715L	68	DT3WSLH5724FFFL	79	DT4D6424WWL	43
DT3FDD	305	DT3SLH5724WL	81	DT3WSLH5724FFL	79	DT4D6430WL	60
DT3FDS15	302	DT3SLH5724WWL	81	DT3WSLH5730BBFFL	99	DT4D6430WWL	60
DT3FDS24	302	DT3SLH6415BBFFL	72	DT3WSLH5730BBFL	99	DT4FSLH5024L	48
DT3FDS30	302	DT3SLH6415BBFL	72	DT3WSLH5730BBFL	98	DT4FSLH5724L	50
DT3FM15	307	DT3SLH6415FFFL	71	DT3WSLH5730FFFL	98	DT4FSLH6424L	52
DT3FM9	307	DT3SLH6415FFFL	72	DT3WSLH5730FFL	98	DT4FSRH5024L	48
DT3FSLH5024L	89	DT3SLH6415FFL	73	DT3WSLH6424BBFFL	86	DT4FSRH5724L	50
DT3FSLH5724L	92	DT3SLH6415L	70	DT3WSLH6424BBFL	84	DT4FSRH6424L	52
DT3FSLH6424L	93	DT3SLH6424WL	83	DT3WSLH6424BBFL	85	DT4FWSLH5024BBFL	49
DT3FSRH5024L	89	DT3SLH6424WWL	83	DT3WSLH6424FFFL	87	DT4FWSLH5024FFL	49
DT3FSRH5724L	92	DT3SRH5015BBFFL	66	DT3WSLH6424FFFL	86	DT4FWSLH5024L	48
DT3FSRH6424L	93	DT3SRH5015BBFL	65	DT3WSLH6424FFL	85	DT4FWSLH5724BBFL	51
DT3FWSLH5024BBFL	90	DT3SRH5015FFFL	66	DT3WSLH6430BBFFL	104	DT4FWSLH5724FFL	51
DT3FWSLH5024FFL	90	DT3SRH5015FFL	65	DT3WSLH6430BBFL	102	DT4FWSLH5724L	50
DT3FWSLH5024L	89	DT3SRH5015L	65	DT3WSLH6430BBFL	103	DT4FWSLH6424BBFL	53
DT3FWSLH5724BBFL	91	DT3SRH5024WL	75	DT3WSLH6430FFFL	104	DT4FWSLH6424FFL	53
DT3FWSLH5724FFL	92	DT3SRH5024WWL	75	DT3WSLH6430FFFL	103	DT4FWSLH6424L	52
DT3FWSLH5724L	91	DT3SRH5715BBFL	68	DT3WSLH6430FFL	102	DT4FWSRH5024BBFL	49
DT3FWSLH6424BBFL	94	DT3SRH5715FFFL	69	DT3WSP	303	DT4FWSRH5024FFL	49
DT3FWSLH6424FFL	94	DT3SRH5715FFL	68	DT3WSRH5024BBFFL	77	DT4FWSRH5024L	48
DT3FWSLH6424L	93	DT3SRH5715L	68	DT3WSRH5024BBFL	76	DT4FWSRH5724BBFL	51
DT3FWSRH5024BBFL	90	DT3SRH5724WL	81	DT3WSRH5024BBFL	77	DT4FWSRH5724FFL	51
DT3FWSRH5024FFL	90	DT3SRH5724WWL	81	DT3WSRH5024FFFL	78	DT4FWSRH5724L	50
DT3FWSRH5024L	89	DT3SRH6415BBFFL	72	DT3WSRH5024FFL	76	DT4FWSRH6424BBFL	53
DT3FWSRH5724BBFL	91	DT3SRH6415BBFL	72	DT3WSRH5030BBFFL	96	DT4FWSRH6424FFL	53
DT3FWSRH5724FFL	92	DT3SRH6415FFFL	71	DT3WSRH5030BBFL	97	DT4FWSRH6424L	52
DT3FWSRH5724L	91	DT3SRH6415FFFL	72	DT3WSRH5030BBFL	96	DT4SBLH4215BBFL	23
DT3FWSRH6424BBFL	94	DT3SRH6415FFL	73	DT3WSRH5030FFFL	96	DT4SBLH4215FFL	23
DT3FWSRH6424FFL	94	DT3SRH6415L	70	DT3WSRH5030FFL	95	DT4SBLH5015BBFL	25
DT3FWSRH6424L	93	DT3SRH6424WL	83	DT3WSRH5724BBFFL	80	DT4SBLH5015FFL	26
DT3GCBCDS	303	DT3SRH6424WWL	83	DT3WSRH5724BBFL	80	DT4SBLH5715BBFL	28
DT3HDS15	302	DT3WBDLH6424BBFL	88	DT3WSRH5724BBFL	79	DT4SBLH5715FFL	28
DT3HDS24	302	DT3WBDLH6424FFL	88	DT3WSRH5724FFFL	79	DT4SBLH6415BBFL	29
DT3HDS30	302	DT3WBDRH6424BBFL	88	DT3WSRH5724FFL	79	DT4SBLH6415FFL	29

<i>pattern no.</i>	<i>page</i>	<i>pattern no.</i>	<i>page</i>	<i>pattern no.</i>	<i>page</i>	<i>pattern no.</i>	<i>page</i>
DT4SBRH4215BBFL	23	DT4WSBRH5024FFL	37	DT4WSRH6430BBFL	62	MT3SBLH5715FFL	230
DT4SBRH4215FFL	23	DT4WSBRH5724BBFL	40	DT4WSRH6430FFFL	63	MT3SBLH6415BBFL	232
DT4SBRH5015BBFL	25	DT4WSBRH5724FFL	39	DT4WSRH6430FFFL	62	MT3SBLH6415FFL	233
DT4SBRH5015FFL	26	DT4WSBRH6424BBFL	46	DT4WSRH6430FFL	61	MT3SBRH4215BBFL	226
DT4SBRH5715BBFL	28	DT4WSBRH6424FFL	47	MB1U18	224	MT3SBRH4215FFL	226
DT4SBRH5715FFL	28	DT4WSLH5024BBFFL	36	MS2BS24	225	MT3SBRH5015BBFL	228
DT4SBRH6415BBFL	29	DT4WSLH5024BBFL	35	MS2BS30	225	MT3SBRH5015FFL	228
DT4SBRH6415FFL	29	DT4WSLH5024BFFL	36	MS2BS36	225	MT3SBRH5715BBFL	230
DT4SLH5015BBFFL	24	DT4WSLH5024FFFL	37	MS2BS42	225	MT3SBRH5715FFL	230
DT4SLH5015BBFL	24	DT4WSLH5024FFL	35	MS2BS48	225	MT3SBRH6415BBFL	232
DT4SLH5015FFFL	25	DT4WSLH5030BBFFL	55	MS2BS54	225	MT3SBRH6415FFL	233
DT4SLH5015FFL	25	DT4WSLH5030BBFL	55	MS2BS60	225	MT3SLH5015BBFFL	227
DT4SLH5015L	24	DT4WSLH5030BFFL	56	MS2BS66	225	MT3SLH5015BBFL	227
DT4SLH5024WL	34	DT4WSLH5030FFFL	55	MS2BS72	225	MT3SLH5015FFFL	228
DT4SLH5024WWL	34	DT4WSLH5030FFL	54	MS2DW30L	222	MT3SLH5015FFL	227
DT4SLH5715BBFL	27	DT4WSLH5724BBFFL	39	MS2DW36L	222	MT3SLH5024WL	236
DT4SLH5715FFFL	28	DT4WSLH5724BBFL	39	MS2PFL18A	220	MT3SLH5024WWL	236
DT4SLH5715FFL	27	DT4WSLH5724BFFL	38	MS2PFL18B	220	MT3SLH5715BBFL	229
DT4SLH5715L	27	DT4WSLH5724FFFL	38	MS2PFL24A	220	MT3SLH5715FFFL	229
DT4SLH5724WL	40	DT4WSLH5724FFL	38	MS2PFL24B	220	MT3SLH5715FFL	229
DT4SLH5724WWL	40	DT4WSLH5730BBFFL	58	MS2PFL30A	220	MT3SLH5724WL	240
DT4SLH6415BBFFL	31	DT4WSLH5730BBFL	57	MS2PFL30B	220	MT3SLH5724WWL	239
DT4SLH6415BBFL	31	DT4WSLH5730BFFL	58	MS2PM30L	223	MT3SLH6415BBFFL	231
DT4SLH6415FFFL	30	DT4WSLH5730FFFL	57	MS2PM36L	223	MT3SLH6415BBFL	231
DT4SLH6415FFFL	31	DT4WSLH5730FFL	57	MS2PM42L	223	MT3SLH6415FFFL	232
DT4SLH6415FFL	32	DT4WSLH6424BBFFL	45	MS2PM48L	223	MT3SLH6415FFL	232
DT4SLH6415L	29	DT4WSLH6424BBFL	43	MS2PM54L	223	MT3SLH6415FFL	231
DT4SLH6424WL	42	DT4WSLH6424BFFL	44	MS2PM60L	223	MT3SLH6424WL	245
DT4SLH6424WWL	42	DT4WSLH6424FFFL	46	MS2PM66L	223	MT3SLH6424WWL	245
DT4SRH5015BBFFL	24	DT4WSLH6424FFFL	45	MS2PM72L	223	MT3SRH5015BBFFL	227
DT4SRH5015BBFL	24	DT4WSLH6424FFL	44	MS2PML18A	221	MT3SRH5015BBFL	227
DT4SRH5015FFFL	25	DT4WSLH6430BBFFL	63	MS2PML18B	221	MT3SRH5015FFFL	228
DT4SRH5015FFL	25	DT4WSLH6430BBFL	61	MS2PML18F	221	MT3SRH5015FFL	227
DT4SRH5015L	24	DT4WSLH6430BFFL	62	MS2PML24A	221	MT3SRH5024WL	236
DT4SRH5024WL	34	DT4WSLH6430FFFL	63	MS2PML24B	221	MT3SRH5024WWL	236
DT4SRH5024WWL	34	DT4WSLH6430FFFL	62	MS2PML24F	221	MT3SRH5715BBFL	229
DT4SRH5715BBFL	27	DT4WSLH6430FFL	61	MS2UM30L	224	MT3SRH5715FFFL	229
DT4SRH5715FFFL	28	DT4WSRH5024BBFFL	36	MS2UM36L	224	MT3SRH5715FFL	229
DT4SRH5715FFL	27	DT4WSRH5024BBFL	35	MS2UM42L	224	MT3SRH5724WL	240
DT4SRH5715L	27	DT4WSRH5024BFFL	36	MS2UM48L	224	MT3SRH5724WWL	239
DT4SRH5724WL	40	DT4WSRH5024FFFL	37	MS2UM54L	224	MT3SRH6415BBFFL	231
DT4SRH5724WWL	40	DT4WSRH5024FFL	35	MS2UM60L	224	MT3SRH6415BBFL	231
DT4SRH6415BBFFL	31	DT4WSRH5030BBFFL	55	MS2UM66L	224	MT3SRH6415FFFL	232
DT4SRH6415BBFL	31	DT4WSRH5030BBFL	55	MS2UM72L	224	MT3SRH6415FFL	232
DT4SRH6415FFFL	30	DT4WSRH5030BFFL	56	MT3BDLH6415BBFL	233	MT3SRH6415FFL	231
DT4SRH6415FFFL	31	DT4WSRH5030FFFL	55	MT3BDLH6415FFL	233	MT3SRH6424WL	245
DT4SRH6415FFL	32	DT4WSRH5030FFL	54	MT3BDRH6415BBFL	233	MT3SRH6424WWL	245
DT4SRH6415L	29	DT4WSRH5724BBFFL	39	MT3BDRH6415FFL	233	MT3WBDLH6424BBFL	249
DT4SRH6424WL	42	DT4WSRH5724BBFL	39	MT3D5024WL	235	MT3WBDLH6424FFL	249
DT4SRH6424WWL	42	DT4WSRH5724BFFL	38	MT3D5024WWL	235	MT3WBDLH6424BBFL	249
DT4WBDLH6424BBFL	47	DT4WSRH5724FFFL	38	MT3D5030WL	250	MT3WBDLH6424FFL	249
DT4WBDLH6424BFFL	47	DT4WSRH5724FFL	38	MT3D5030WWL	250	MT3WSBLH4224BBFL	234
DT4WBDRH6424BBFL	47	DT4WSRH5730BBFFL	58	MT3D5724WL	242	MT3WSBLH4224FFL	234
DT4WBDRH6424FFL	47	DT4WSRH5730BBFL	57	MT3D5724WWL	242	MT3WSBLH5024BBFL	235
DT4WSBLH4224BBFL	33	DT4WSRH5730BFFL	58	MT3D5730WL	253	MT3WSBLH5024FFL	236
DT4WSBLH4224FFL	33	DT4WSRH5730FFFL	57	MT3D5730WWL	253	MT3WSBLH5724BBFL	239
DT4WSBLH5024BBFL	36	DT4WSRH5730FFL	57	MT3D6424WL	243	MT3WSBLH5724FFL	239
DT4WSBLH5024FFL	37	DT4WSRH6424BBFFL	45	MT3D6424WWL	243	MT3WSBLH6424BBFL	244
DT4WSBLH5724BBFL	40	DT4WSRH6424BBFL	43	MT3D6430WL	256	MT3WSBLH6424FFL	244
DT4WSBLH5724BFFL	39	DT4WSRH6424BFFL	44	MT3D6430WWL	256	MT3WSBRH4224BBFL	234
DT4WSBLH6424BBFL	46	DT4WSRH6424FFFL	46	MT3SBLH4215BBFL	226	MT3WSBRH4224FFL	234
DT4WSBLH6424BFFL	47	DT4WSRH6424FFFL	45	MT3SBLH4215FFL	226	MT3WSBRH5024BBFL	235
DT4WSBRH4224BBFL	33	DT4WSRH6424FFL	44	MT3SBLH5015BBFL	228	MT3WSBRH5024FFL	236
DT4WSBRH4224FFL	33	DT4WSRH6430BBFFL	63	MT3SBLH5015FFL	228	MT3WSBRH5724BBFL	239
DT4WSBRH5024BBFL	36	DT4WSRH6430BBFL	61	MT3SBLH5715BBFL	230	MT3WSBRH5724FFL	239

<i>pattern no.</i>	<i>page</i>	<i>pattern no.</i>	<i>page</i>	<i>pattern no.</i>	<i>page</i>	<i>pattern no.</i>	<i>page</i>
MT3WSBRH6424BBFL	244	MT3WSRH6430FFL	257	R1PS4942W2	331	RT3D6430WL	216
MT3WSBRH6424FFL	244	R1PS1024F	325	R1PS4948F	331	RT3D6430W WL	216
MT3WSLH5024BBFFL	238	R1PS1024S	324	R1PS4948S	329	RT3SLH5015BBFFL	192
MT3WSLH5024BBFL	237	R1PS1030F	325	R1PS4948W1	331	RT3SLH5015BBFL	192
MT3WSLH5024BBFL	237	R1PS1030S	324	R1PS4948W2	331	RT3SLH5015FFFL	193
MT3WSLH5024FFL	237	R1PS1036F	325	R1PS4954F	331	RT3SLH5015FFL	192
MT3WSLH5024FFL	238	R1PS1036S	324	R1PS4954S	329	RT3SLH5024WL	198
MT3WSLH5030BBFFL	252	R1PS1042F	325	R1PS4954W1	331	RT3SLH5024WWL	198
MT3WSLH5030BBFL	250	R1PS1042S	324	R1PS4954W2	331	RT3SLH5715BBFL	194
MT3WSLH5030BBFL	251	R1PS1048F	325	R1PS4960F	331	RT3SLH5715FFFL	194
MT3WSLH5030FFL	251	R1PS1048S	324	R1PS4960S	329	RT3SLH5715FFL	194
MT3WSLH5030FFL	251	R1PS1054F	325	R1PS4960W1	331	RT3SLH5724WL	202
MT3WSLH5724BBFFL	241	R1PS1054S	324	R1PS4960W2	331	RT3SLH5724WWL	200
MT3WSLH5724BBFL	241	R1PS1060F	325	RB1U18	22, 190	RT3SLH6415BBFFL	196
MT3WSLH5724BBFL	240	R1PS1060S	324	RS2BS24	191	RT3SLH6415BBFL	195
MT3WSLH5724FFL	240	R1PS4224F	326	RS2BS30	191	RT3SLH6415FFFL	195
MT3WSLH5724FFL	241	R1PS4224S	327	RS2BS36	191	RT3SLH6415FFFL	196
MT3WSLH5730BBFFL	253	R1PS4224W1	326	RS2BS42	191	RT3SLH6415FFL	195
MT3WSLH5730BBFL	254	R1PS4230F	326	RS2BS48	191	RT3SLH6424WL	204
MT3WSLH5730BBFL	254	R1PS4230S	327	RS2BS54	191	RT3SLH6424WWL	204
MT3WSLH5730FFFL	254	R1PS4230W1	326	RS2BS60	191	RT3SRH5015BBFFL	192
MT3WSLH5730FFL	255	R1PS4236F	326	RS2BS66	191	RT3SRH5015BBFL	192
MT3WSLH6424BBFFL	248	R1PS4236S	327	RS2BS72	191	RT3SRH5015FFFL	193
MT3WSLH6424BBFL	247	R1PS4236W1	326	RS2DW30L	185	RT3SRH5015FFL	192
MT3WSLH6424BBFL	246	R1PS4242F	326	RS2DW36L	185	RT3SRH5024WL	198
MT3WSLH6424FFFL	246	R1PS4242S	327	RS2PFL18A	183	RT3SRH5024WWL	198
MT3WSLH6424FFFL	247	R1PS4242W1	326	RS2PFL18B	183	RT3SRH5715BBFL	194
MT3WSLH6424FFL	248	R1PS4248F	326	RS2PFL24A	183	RT3SRH5715FFFL	194
MT3WSLH6430BBFFL	259	R1PS4248S	327	RS2PFL24B	183	RT3SRH5715FFL	194
MT3WSLH6430BBFL	257	R1PS4248W1	326	RS2PFL30A	183	RT3SRH5724WL	202
MT3WSLH6430BBFL	258	R1PS4254F	326	RS2PFL30B	183	RT3SRH5724WWL	200
MT3WSLH6430FFFL	259	R1PS4254S	327	RS2PM24L	21, 189	RT3SRH6415BBFFL	196
MT3WSLH6430FFFL	258	R1PS4254W1	326	RS2PM30L	21, 189	RT3SRH6415BBFL	195
MT3WSLH6430FFL	257	R1PS4260F	326	RS2PM36L	21, 189	RT3SRH6415FFFL	195
MT3WSRH5024BBFFL	238	R1PS4260S	327	RS2PM42L	21, 189	RT3SRH6415FFL	196
MT3WSRH5024BBFL	237	R1PS4260W1	326	RS2PM48L	21, 189	RT3SRH6415FFL	195
MT3WSRH5024BBFL	237	R1PS42T24F	330	RS2PM54L	21, 189	RT3SRH6424WL	204
MT3WSRH5024FFFL	237	R1PS42T24S	328	RS2PM60L	21, 189	RT3WSRH6424WWL	204
MT3WSRH5024FFL	238	R1PS42T30F	330	RS2PM66L	21, 189	RT3WSLH5024BBFFL	197
MT3WSRH5030BBFFL	252	R1PS42T30S	328	RS2PM72L	21, 189	RT3WSLH5024BBFL	199
MT3WSRH5030BBFL	250	R1PS42T36F	330	RS2PML18A	184	RT3WSLH5024BBFL	198
MT3WSRH5030BBFL	251	R1PS42T36S	328	RS2PML18B	184	RT3WSLH5024FFFL	199
MT3WSRH5030FFFL	251	R1PS42T42F	330	RS2PML18F	184	RT3WSLH5024FFL	199
MT3WSRH5030FFL	251	R1PS42T42S	328	RS2PML24A	184	RT3WSLH5030BBFFL	211
MT3WSRH5724BBFFL	241	R1PS42T48F	330	RS2PML24B	184	RT3WSLH5030BBFL	209
MT3WSRH5724BBFL	241	R1PS42T48S	328	RS2PML24F	184	RT3WSLH5030BBFFL	210
MT3WSRH5724BBFL	240	R1PS42T54F	330	RS2UM24L	22, 190	RT3WSLH5030FFFL	210
MT3WSRH5724FFFL	240	R1PS42T54S	328	RS2UM30L	22, 190	RT3WSLH5030FFL	209
MT3WSRH5724FFL	241	R1PS42T60F	330	RS2UM36L	22, 190	RT3WSLH5724BBFFL	202
MT3WSRH5730BBFFL	253	R1PS42T60S	328	RS2UM42L	22, 190	RT3WSLH5724BBFL	201
MT3WSRH5730BBFL	254	R1PS4924F	331	RS2UM48L	22, 190	RT3WSLH5724BBFL	201
MT3WSRH5730BBFL	254	R1PS4924S	329	RS2UM54L	22, 190	RT3WSLH5724FFFL	201
MT3WSRH5730FFFL	254	R1PS4924W1	331	RS2UM60L	22, 190	RT3WSLH5724FFL	202
MT3WSRH5730FFL	255	R1PS4924W2	331	RS2UM66L	22, 190	RT3WSLH5730BBFFL	213
MT3WSRH6424BBFFL	248	R1PS4930F	331	RS2UM72L	22, 190	RT3WSLH5730BBFL	213
MT3WSRH6424BBFL	247	R1PS4930S	329	RT3D5024WL	197	RT3WSLH5730BBFL	214
MT3WSRH6424BBFL	246	R1PS4930W1	331	RT3D5024W WL	197	RT3WSLH5730FFFL	214
MT3WSRH6424FFFL	246	R1PS4930W2	331	RT3D5030WL	208	RT3WSLH5730FFL	215
MT3WSRH6424FFFL	247	R1PS4936F	331	RT3D5030W WL	208	RT3WSLH6424BBFFL	207
MT3WSRH6424FFL	248	R1PS4936S	329	RT3D5724WL	200	RT3WSLH6424BBFL	206
MT3WSRH6430BBFFL	259	R1PS4936W1	331	RT3D5724W WL	200	RT3WSLH6424BBFL	205
MT3WSRH6430BBFL	257	R1PS4936W2	331	RT3D5730WL	212	RT3WSLH6424FFFL	205
MT3WSRH6430BBFL	258	R1PS4942F	331	RT3D5730W WL	212	RT3WSLH6424FFFL	206
MT3WSRH6430FFFL	259	R1PS4942S	329	RT3D6424WL	203	RT3WSLH6424FFL	207
MT3WSRH6430FFFL	258	R1PS4942W1	331	RT3D6424W WL	203	RT3WSLH6430BBFFL	219

<i>pattern no.</i>	<i>page</i>
RT3WSLH6430BBFL	217
RT3WSLH6430BFFL	218
RT3WSLH6430FFFL	219
RT3WSLH6430FFFL	218
RT3WSLH6430FFL	217
RT3WSRH5024BBFFL	197
RT3WSRH5024BBFL	199
RT3WSRH5024BFFL	198
RT3WSRH5024FFFL	199
RT3WSRH5024FFL	199
RT3WSRH5030BBFFL	211
RT3WSRH5030BBFL	209
RT3WSRH5030BFFL	210
RT3WSRH5030FFFL	210
RT3WSRH5030FFL	209
RT3WSRH5724BBFFL	202
RT3WSRH5724BBFL	201
RT3WSRH5724BFFL	201
RT3WSRH5724FFFL	201
RT3WSRH5724FFL	202
RT3WSRH5730BBFFL	213
RT3WSRH5730BBFL	213
RT3WSRH5730BFFL	214
RT3WSRH5730FFFL	214
RT3WSRH5730FFL	215
RT3WSRH6424BBFFL	207
RT3WSRH6424BBFL	206
RT3WSRH6424BFFL	205
RT3WSRH6424FFFL	205
RT3WSRH6424FFFL	206
RT3WSRH6424FFL	207
RT3WSRH6430BBFFL	219
RT3WSRH6430BBFL	217
RT3WSRH6430BFFL	218
RT3WSRH6430FFFL	219
RT3WSRH6430FFFL	218
RT3WSRH6430FFL	217

# Selling Policy

	<p>This Selling Policy supercedes all previous selling policies. Prices, discounts and product offerings are subject to change without notice.</p>
<b>Terms &amp; Conditions of Sales</b>	<p>Sales by Knoll, Inc. or Knoll North America Corp. ("Seller") of Knoll Product Lines (hereinafter "Products") within the United States and Canada are made only on the terms which are contained in this Selling Policy. Seller hereby gives notice of its objection to any different or additional terms and conditions. This sale is expressly conditional upon Purchaser's assent to the terms and conditions set forth below. Additional terms and conditions may apply to KnollStudio and KnollTextiles orders. These terms and conditions may be modified or supplemented only by a written document signed by an authorized representative of Seller. These terms and conditions supercede any prior and/or contemporaneous agreements or correspondence between Purchaser and Seller. Written quotations expire thirty (30) days from the date of issuance and can be withdrawn by written notice anytime during that period. Where Purchaser and Seller have entered into the Knoll Electronic Terms and Conditions, all orders, acknowledgements, invoices and other business communications placed or transmitted in accordance with the Knoll Electronic Terms and Conditions shall be deemed to be in writing and signed and shall be valid for all purposes as if they were originated and maintained in documentary form.</p>
<b>Ordering Information</b>	<p>All orders must be in writing. The product pattern number(s) contained on Seller's order acknowledgement shall be the final expression of the order.</p>
<b>Order Confirmation</b>	<p>A purchase order is not binding on Seller until Purchaser has received Seller's order confirmation or acknowledgment.</p>
<b>Pricing Policies</b>	<p>List prices are subject to change without notice.</p> <p>List prices shall be those prices in effect on the date of receipt of a complete purchase order unless shipment is requested more than ninety (90) days after order entry in which case prices in effect on the date of shipment apply. List prices include specified freight costs. Unless specified in writing by Seller, no other charges are included in Seller's list prices.</p>
<b>Taxes</b>	<p>All sales, use, excise and other taxes applicable to the sale of the Products shall be paid by Purchaser. If Purchaser claims an exemption from any tax, Purchaser shall submit to Seller the appropriate exemption certificates.</p>
<b>Terms of Payment</b>	<p>Payment for one hundred percent (100%) of the net order amount is due within thirty (30) days of the date of invoice, which is generally issued upon shipment. In case of any discrepancies, such as shortages, and Seller is notified in writing within ten (10) days of receipt of Product, only that portion may be deducted and the balance paid. For orders greater than \$100,000 net, a fifty percent (50%) deposit is due at the time of order placement, with the remainder due within thirty (30) days of the date of invoice.</p> <p>KnollStudio orders less than \$2,000 require payment for one hundred percent (100%) of the net order amount (including any applicable sales tax and charges for inside delivery, special packaging, etc.), due at time of order placement. For KnollStudio orders greater than \$2,000, a one-half (50%) deposit is due at time of order placement with the remainder (including any applicable sales tax and charges for inside delivery, special packaging, etc.) due prior to shipment.</p> <p>If, in the judgment of Seller, Purchaser's financial condition does not justify the terms of the payment, Seller may require full or partial payment in advance.</p> <p>Past due accounts shall be charged one and one-half percent (1.5%) per month, or the highest rate permitted by law, whichever is less, and will be added to the outstanding balance. In the event Purchaser defaults on payment, Purchaser shall be liable for all collection costs, including reasonable attorney's fees and costs.</p>
<b>Changes and Cancellation</b>	<p>Purchase orders may not be changed or cancelled, in whole or in part, without prior written consent of Seller. Changes may effect delivery dates. Expenses incurred because of changes shall be charged to Purchaser. In the event of cancellations, Purchaser will be liable for reasonable cancellation charges established by Seller. Orders for special Product, orders including "COM" (hereinafter defined) material and orders pursuant to expedited delivery programs, may not be canceled.</p>
<b>Freight Prepaid</b>	<p>Freight is prepaid and included in the price of all Products, except KnollTextiles, within the 48 contiguous United States for orders placed with Knoll, Inc. and within Canada, excluding the Yukon, Northwest Territories, Nunavut and Newfoundland for orders placed with Knoll North America Corp. Packing is tested for rigorous motion and transportation but is not guaranteed to protect furniture from all conditions. If special packaging is required for any reason, please consult with your sales representative or dealer. Seller shall select the method of shipment and routing. Freight for all KnollTextiles orders is prepaid and added to the invoice.</p>
<b>Delivery/Freight Charges</b>	<p>Shipments outside the contiguous 48 United States and Canada shall be shipped F.O.B. Origin.</p> <p>For shipments outside the contiguous United States and Canada, Purchaser is responsible for the cost of freight from point of embarkation, including any handling and transportation charges incidental to loading at the point of departure and unloading at the final destination.</p> <p>Conditions beyond the control of Seller, including weather, available facilities and traffic conditions, may affect exact time of delivery. Seller shall not be responsible for specific carrier delivery date or time unless it has made a specific delivery commitment, in writing.</p> <p>Nonstandard methods of shipment and/or additional services are available upon request. Purchaser will be billed for the differential cost of any special services in excess of standard surface carrier freight costs. Premium charges, at Purchaser's request, will be added for airfreight, exclusive use of vehicle and extra, export or special packaging. Accessorial charges will be added for inside delivery, extra labor, reassignment and redelivery.</p> <p>Partial shipments may be made and invoiced by Seller.</p>
<b>Claims</b>	<p>All shipments for Knoll Products within the contiguous United States and Canada are F.O.B. Origin. All risk of loss passes to Purchaser at time of delivery to carrier. Purchaser shall inspect all Products upon receipt and notify Seller within ten (10) working days after receipt of any damage or defects which are, or should be, apparent from an inspection of the Product and its packaging. Failure of Purchaser to notify Seller during the ten (10) working day period shall constitute acceptance of the Products and waiver of any apparent defects, errors or shortages. For all claims relating to Product damaged in transit or for any other claims relating to or arising out of the transportation of the Product, Purchaser must seek recovery from the carrier and Seller has no liability to Purchaser for such claims. Seller may, upon request, assist Purchaser with filing of such claims with the carrier, but Seller will not be liable for any of these transportation related claims.</p>
<b>Seller's Security Interest</b>	<p>Until Seller receives the full payment for the Product, Seller shall have a security interest in the Product. Purchaser agrees to perform all acts, including but not limited to the execution and filing of documentation, which may be necessary to perfect and assure the security interest of Seller.</p>
<b>Returns</b>	<p>The return of Products without a written authorization by Seller shall not be accepted. To receive authorization for Product return, please call Customer Service. All Products that are returned pursuant to a valid authorization shall be subject to a twenty-five percent (25%) of list restocking charge. Products not currently offered for sale by Seller (including COM) shall not be authorized for return. All returned Products must be unused, in original condition and in the original Seller packing cartons. No refund or credit shall be given for damaged Products.</p>
<b>Held Orders/Storage</b>	<p>If Purchaser requests that an order be held or delayed, prices and terms and conditions in effect at the time of shipment shall apply. If Purchaser requests a delay after the time when Seller can defer production, Purchaser will be invoiced for the Product, payable in accordance with standard terms, when the order is ready for shipment. Seller may transfer the Product to storage, in which case all expenses incurred in connection with storage, including demurrage, preparation for storage, storage charges and handling shall be payable by Purchaser upon submission of invoices by Seller. Risk of loss to the Product shall pass to the Purchaser upon delivery of the Product into storage.</p>

# Selling Policy

<b>Customer's Own Material</b>	<p>A Purchaser who requests a fabric or other surface material not standard to Seller's line of Products ("COM") must submit samples of the requested material to Seller prior to entry of a purchaser order. Seller shall determine if the material is suitable to its manufacturing processes and meets any requirements of Underwriters Laboratories. If the COM is acceptable, Seller will then establish a price for using the COM or the Product in question. For a description of the procedures for submitting samples and testing, contact customer resources or your sales representative. Seller shall have no responsibility for the appearance, condition, performance, durability, colorfastness or any other physical attribute of the COM. Purchaser shall indemnify and hold Seller harmless for any damages, injuries or losses arising out of or related to use of the COM on the Product.</p>
<b>Warranty</b>	<p>Seller warrants to the original Purchaser only that the Products Seller manufactures and sells to Purchaser are free of defects in workmanship and materials, during the applicable warranty period set forth below.</p> <p>Warranty period set forth below is for 24-hour, 7 days a week, multi shift use (includes parts and labor to repair).</p> <p>Should any failure to conform with this limited warranty appear to a Product listed below during the applicable warranty period from the date of shipment, Seller shall, upon prompt written notice, repair or replace, at its option and costs, the affected part or parts.</p> <p><i>Product and Period of Warranty</i></p> <p><i>Lifetime: Antenna Workspaces, AutoStrada, Calibre, Crinion Open Table, Currents, Dividends Horizon, Morrison, Reff Profiles laminate, Series 2 Storage, Template and other non-wood components (except cascade edge worksurfaces, operational parts, controls, electrical, Lighting, Series 2 Veneer Front Storage, special or custom products, see below)</i></p> <p><i>12 Years: Chadwick, Essentials Work Chairs, Generation by Knoll, Life, Moment, MultiGeneration by Knoll, ReGeneration by Knoll, Remix, and Toboggan seating (except seating upholstery, textiles, leathers and finishes, see below).</i></p> <p><i>10 Years: Anchor Storage except digital keypad lock, Antenna Workspaces, AutoStrada, Crinion Open Table, Dividends Horizon, Dividends Horizon Satellite Surfaces, Reff Profiles, Template wood components, Series 2 Veneer Front Storage, cascade edge worksurfaces, Wood Casegoods (The Graham Collection) (except wood casegoods upholstered surfaces, see below), Reuter overheads, Reuter vertical storage, KnollExtra Sapper Monitor Arm Collection, Sapper XYZ Monitor Arm, Adjustable keyboard mechanisms and platforms, Communication Boards (except fabric board textiles, see below), Smokador collection (except leathers, see below), and Orchestra Universal Systems Accessories, k. lounge structural components.</i></p> <p><i>5 Years: Operational parts, controls, electrical, Lighting (except light ballasts, bulbs and power supply, see below), special or custom product, wood veneer products, Currents handcrank, Interaction Counterforce, KnollStudio, Spark Series seating structural elements, structural elements of all KnollStudio outdoor products including all Richard Schultz designed products, KnollExtra CPU storage and all universal storage drawers and Power Collection, Tone Tables.</i></p> <p><i>3 Years: Seating upholstery, textiles, leathers and finishes. Fabric boards textiles and Smokador Collection leathers.</i></p> <p><i>2 Years: Anchor Storage digital keypad lock, all other KnollExtra product</i></p> <p><i>1 Year: Light ballasts, bulbs and power supply, seating upholstered armpads and soft armpads, wood casegoods upholstered surfaces. KnollStudio, outdoor product finishes, k. lounge upholstery and k. lounge fabric.</i></p> <p>This warranty does not apply to:</p> <ul style="list-style-type: none"><li>• Damage caused by a carrier other than the Seller.</li><li>• Normal wear and tear or acts or omissions of parties other than Seller (including user modification, improper use or installation of Products).</li><li>• COM or other third party materials applied to Products.</li><li>• Products not installed by or under the auspices of a Knoll Dealer.</li><li>• Dramatic temperature variations or exposure to unusual conditions.</li><li>• Changes in surface finishes, including colorfastness due to aging or exposure to light.</li><li>• Except as specifically noted above, textiles and upholstery supplied by <i>KnollTextiles</i> (consult current <i>KnollTextiles</i> price list for applicable warranty).</li></ul> <p>Natural variations occurring in wood, marble, and leather shall not be considered defects, and the Seller does not guarantee the colorfastness or matching of the colors, grains or textures, or surface hardness of such materials. The Seller also does not guarantee the colorfastness of fiberglass panel surfaces. THE EXPRESS WARRANTIES CONTAINED HEREIN ARE IN LIEU OF ALL OTHER WARRANTIES, EXPRESS OR IMPLIED, INCLUDING ANY WARRANTIES OF MERCHANTABILITY AND FITNESS FOR PARTICULAR PURPOSE AND ALL OTHER WARRANTIES ARISING FROM COURSE OF DEALING OR USAGE OF TRADE.</p> <p>The remedies provided above are the Purchaser's sole remedies for any failure of Seller to comply with its obligations regarding the workmanship of its Products. Correction of any nonconformity in the manner and for the period of time provided shall constitute complete fulfillment of all liabilities of Seller, with respect to or arising out of the Product furnished hereunder.</p>
<b>Delay/Force Majeure</b>	<p>Seller shall not be liable for failure to perform or for delay in performance due to fire, flood, strike or other labor difficulty, act of God, act of any governmental authority or of the Purchaser, riot, embargo, fuel or energy shortage, wrecks or delay in transportation, inability to obtain necessary labor, materials or manufacturing facilities from usual sources or failure of suppliers to meet their contractual obligations, or due to any cause beyond its reasonable control. If any such event occurs, Seller may extend delivery dates by a period of time necessary to overcome the effect of such delay, allocate available Product or cancel any purchase order.</p>
<b>Compliance with Law</b>	<p>PURCHASER IS SOLELY RESPONSIBLE FOR COMPLIANCE WITH ALL APPLICABLE FEDERAL, STATE AND LOCAL LAWS, ORDINANCES, REGULATIONS, RULES AND STANDARDS RELATING TO THE INSTALLATION, MAINTENANCE, USE AND OPERATION OF THE PRODUCTS.</p>
<b>Patents</b>	<p>Subject to the following provisions, Seller shall, at its own expense, defend or, at its option, settle any claim, suit or proceeding brought against the Purchaser, and/or its vendees, mediate and immediate, so far as based on an allegation that any Product or any part thereof furnished hereunder constitutes a direct or a contributory infringement of any claim of any patent of the United States or Canada. This obligation shall be effective only if Purchaser shall have made all payments then due hereunder and if Seller is notified promptly in writing and given authority, information and assistance for the defense of said claim, suit or proceeding. Seller shall pay all damages and costs awarded in such suit or proceedings so defended.</p> <p>The foregoing indemnity does not apply to the following:</p> <ul style="list-style-type: none"><li>• Products supplied according to a design other than that of Seller, and which is required by the Purchaser.</li><li>• Combination of the Product with another product not furnished hereunder unless Seller is a contributory infringer.</li><li>• Any settlements of a suit or proceeding made without Seller's written consent.</li></ul>
<b>Limitations of Liability</b>	<p><b>SELLER, ITS CONTRACTORS, AUTHORIZED DEALERS AND SUBCONTRACTORS OR SUPPLIERS OF ANY TIER SHALL NOT BE LIABLE TO PURCHASER FOR ANY SPECIAL, INDIRECT, INCIDENTAL OR CONSEQUENTIAL DAMAGES ARISING FROM A BREACH OF THIS AGREEMENT.</b></p> <p>Purchaser's remedies set forth herein are exclusive and the liability of Seller with respect to the breach of this agreement or any contract entered into between the parties pursuant hereto shall not exceed the price of the Product or part on which such liability is based.</p>

# KnollKey Lock Program

## KnollKey Lock Program General Information

Following is the KnollKey lock policy, applicable to all products.

Knoll furniture can be ordered keyed-alike or random keyed. Key-alike and random keying instructions cannot be mixed on any single order. Only one of the two instructions can be used on an individual order. When an order is submitted with mixed (key-alike and random) instructions, Knoll will release the order as key-alike only and lock cores will have to be specified separately.

### Key-alike

For the convenience of the user, furniture may be keyed alike at no charge. Write "Key-alike" in the description of your purchase order for any pedestal, overhead, file or other item you wish to have keyed alike.

Using the key-alike instructions, order cores and keys as line items on your purchase order. Do NOT submit a key-alike form. The Knoll East Greenville Lock Center will select key numbers from the standard range of K 001 - K 250. Key numbers will not be repeated unless over 250 sets are ordered. Lock cores keyed-alike will ship separately from the product, ready for field installation.

There is no charge for key-alike orders if placed with the furniture order.

**IF THE KEY-ALIKE ORDER IS NOT PLACED AT LEAST TWO WEEKS PRIOR TO THE FURNITURE SHIP DATE, A \$50 HANDLING CHARGE AND AIR FREIGHT CHARGES WILL APPLY.**

**If product is ordered and shipped random-keyed, additional lock cores for key-alike are billable.**

### Random-Keying

To specify product keyed-random, write "key-random" in the product description. Random-keyed product is shipped with the lock core factory installed. A shrouded key is included. Random means no effort has been made to match key numbers, or to make them different.

### Keys

A Knoll shrouded key is shipped with every lock core. 250 Key numbers are available. For numbers above 250, contact Custom Product Development. Additional keys and key blanks are available. See service parts for more information.

### Master Keying

Knoll locks can be controlled by means of a master key. There is no additional per-lock charge for master keying. A letter of approval from the client must accompany orders for master keys.

### Installing Lock Cores

Lock cores can be installed or removed in the field by using a change key. Cores must be in the unlocked position to be removed. See service parts for change key pattern number and pricing.

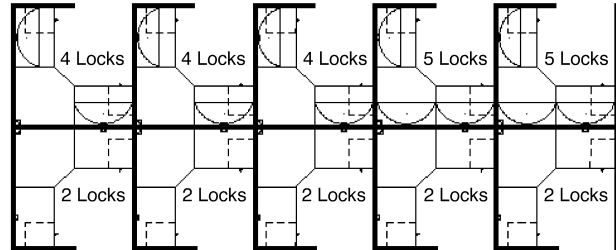
### Lock Distribution

All orders for key-alike lock cores/keys are packaged and shipped from the East Greenville Lock Center, regardless of where the pedestals, overhead, or other units are produced. Random keyed product will have cores factory-installed.

## How to Specify Key-Alike

Following is an example of how to specify key-alike for a cluster of 10 workstations.

**Step 1** - Using the project floorplan, count the number of locks in each workstation.



**Step 2** - Count the number of workstations with the same quantity of locks. Group together the workstations with a like number of locks.

5 workstations with 2 locks per station  
3 workstations with 4 locks per station  
2 workstations with 5 locks per station

**Step 3** - For the first group (5 sets of 2 locks), enter the number of workstations in the quantity column.

Qty	Pattern #	Description	Unit List	Ext. List
5				

**Step 4** - Then enter the pattern number "KSPEC\_ \_" and add a suffix for the number of locks for that group (i.e., for 2 locks per station, add the suffix "2"). Up to 30 lock cores are available in a set (i.e., KSPEC 30).

Qty	Pattern #	Description	Unit List	Ext. List
5	KSPEC 2	Set of 2 cores/keys	N / C	N / C

**Step 5** - Repeat for other groups.

Qty	Pattern #	Description	Unit List	Ext. List
5	KSPEC 2	Set of 2 cores/keys	N / C	N / C
3	KSPEC 4	Set of 4 cores/keys	N / C	N / C
2	KSPEC 5	Set of 5 cores/keys	N / C	N / C

Your Key instructions are complete.

Knoll will select key numbers for each set from 250 available numbers. Additional key numbers are available through Custom Product Development. **For additions to existing installations, specify desired key numbers in the description.**

## Service Parts

Pattern #	Description	List Price
KKEY_ _ _	Shrouded Key Specify key number desired	\$10
KBLANK	Shrouded Key Blank	\$10
KSPECB_ _ _	Retrofit Universal Core/Key Specify key number desired	\$22
KCHANGE	Change Key	\$10
HLKRKMASTER*	Master Key	\$10

\*Note: A letter of approval on company letterhead from the client must accompany all orders for master keys.



# General Ordering Information

---

## **The Products**

This guide encompasses all standard products for this product group.

## **Sizes**

Dimensions listed in this guide are indicated as:

H = height

W = width

D = depth

Dia. = diameter

Rad. = radius

## **Pricing**

All prices shown are list.

## **How to Order**

Select pattern numbers and quantities required for your complete installation. Product questions can be addressed in the specific sections of this guide or by contacting your sales representative or customer resource representative at 1-800-343-5665.

Next, select options (if required), along with colors and finishes appropriate to each product. Reference the Finishes and Fabrics pages for color designations.

On large installations, an item's "designated area" can be specified to assist in product organization and handling.

To expedite complete / correct entry of your order, be certain all pattern numbers, quantities, colors and area identifications are completely specified. Also, include complete purchase order numbers, bill-to and ship-to addresses, a contact name and specific factory shipping dates required.

## **Mail all orders to:**

Knoll, Inc.

1235 Water Street

P.O. Box 157

East Greenville, PA 18041

Attention: Order Entry

Once your order is entered at Knoll, an acknowledgment will be mailed to you. You will be advised of your scheduled shipping date within five days of the original acknowledgment. If it is necessary to revise your order, please contact your customer resource representative.

## Sustainability Statement

---

Sustainable design is a key component of Knoll's environmental focus. Our commitment to social responsibility and a healthy environment has prompted us to further articulate our longstanding environmental programs and, with encouragement and support from our colleagues in the industry, we have re-energized our focus on such "green" initiatives as life cycle analysis and LEED™ certification. Knoll is proud to have contributed to projects that have received LEED certification from the U.S. Green Building Council.

For the latest information on Knoll products that help our customers achieve LEED certification, log on to [knoll.com](http://knoll.com), click on "About Knoll" and then "Environmental Focus."