

SERIES 2

Price List
July 2014



Knoll

Introduction	Knoll and Sustainable Design	2
Series 2 Storage Overview	Series 2 Pedestals	3
	Series 2 Overhead Storage	4
	Series 2 Storage Towers	8
Series 2 Storage Finish Selections	Series 2 Storage Finish Selections	9
	Series 2 Storage Finishes	10
	Legacy Finishes	11
Series 2 Steel Front Storage	Pedestals Steel Front - Recessed Pull	12
	Pedestals Steel Front - Series 2 Pull	15
	Overhead Storage Steel Front with Dividends Mounting Brackets	18
	Overhead Storage Steel Front with Reff Mounting Brackets	21
	Storage Towers Steel Front - Recessed Pull	23
	Storage Towers Steel Front - Series 2 Pull	61
	Pedestals Steel Front - Template Pull	99
	Storage Towers Steel Front - Template Pull	102
Series 2 Veneer Front Storage	Pedestals Veneer Front - Template Pull	144
	Storage Towers Veneer Front - Template Pull	147
	Pedestals Veneer Front - Reff S Pull	177
	Overhead Storage Veneer Front with Dividends Mounting Brackets	180
	Overhead Storage Veneer Front with Reff Mounting Brackets	183
	Bookshelves with Reff Mounting Brackets	185
	Storage Towers Veneer Front - Reff S Pull	186
Series 2 Morrison Front Storage	Pedestals Morrison Front	214
	Overhead Storage Steel Front with Morrison Mounting Brackets	217
	Bookshelves with Morrison Mounting Brackets	219
	Storage Towers Morrison Front	220
Series 2 Currents Front Storage	Pedestals Currents Front	254
	Storage Towers Currents Front	257
Accessories	Pedestals Accessories	291
	Overhead Storage Accessories	293
	Storage Tower Accessories	295
Universal Privacy Screen and Modesty Panel	Dividends Horizon	301
	Template	309
	Reff / AutoStrada	317
	Morrison / Currents	325
Wall Mounting of Knoll Products		333
Alpha-Numeric Index		335
Selling Policy		342
KnollKey Lock Program		344
General Ordering Information		345

Knoll and Sustainable Design

Each year Knoll sets key initiatives in our journey to sustainability. We are members of a global consortium on energy, have adopted a scientific, metrics-based approach to sustainable product design, and maintain a leadership position in establishing universal, verifiable, sustainability standards for our industry.

Knoll promotes independent third-party certification because it provides the most impartial and trustworthy foundation for industry-wide environmental compliance. Certification by established and respected third parties ensures that all manufacturers are held to the same high standards and that customers can trust a company's declaration about the environmental benefits of its products. Knoll third-party partners include: the International Standards Organization (ISO); Forest Stewardship Council (FSC®); Rainforest Alliance; GREENGUARD® Environmental Institute; and The Business and Institutional Furniture Manufacturer's Association (BIFMA) level® certification from Scientific Certification Systems (SCS).

In addition, Knoll is aligned with the U.S. Green Building Council and can help companies, healthcare organizations and educational institutions achieve Leadership in Energy and Environmental Design (LEED®) workplace certification.

Global Climate Change

- Knoll is a sponsor of the Clinton Global Initiative, which brings together a community of global leaders to devise and implement solutions to some of the world's most pressing challenges, including environmental change.
- Knoll has a comprehensive Energy Management Program to increase energy efficiency in products and processes.

Life Cycle Assessment (LCA) Tool

- Life Cycle Assessment is a science-based measurement of a product's environmental impacts throughout its life cycle, from raw materials sourcing through manufacture, shipping, use and re-use or end-of-life. LCA enables cradle-to-cradle implementation of sustainable practices.
- Knoll has partnered with The Green Standard.org to develop an affordable, universal ISO-compliant computer-based LCA tool that can be used by the entire contract furniture industry and is partnering on the development of an Environmental Product Declaration System (EPDs) for Knoll products. EPDs are verified documents containing LCA results and additional environmental performance information about a product.

Setting Industry Standards

- Knoll partners with MTS (The Institute for Market Transformation to Sustainability) to develop the SMaRT® Consensus Sustainable Products Standards, a set of consensus-based sustainable product standards based on the LEED® model, for all building products, fabric, apparel, flooring and carpet. MTS, the developer of SMaRT®, is an accredited American National Standards Institute (ANSI) standard developer.
- Knoll also partners with BIFMA (Business and Institutional Furniture Manufacturers Association) to promote level® sustainability standards for the contract furniture industry.
- Knoll has established FSC® (Forest Stewardship Council) certified wood as the standard for general office open plan office systems, casegoods and tables.
- Knoll has launched Full Circle, a resource recovery program developed with ANEW, to help customers extend the life cycle of surplus furniture, fixtures and equipment (FF&E) in an economically, socially and environmentally responsible manner.
- Our goal is to encourage all manufacturers in the contract furniture industry and related industries to adopt standards that will lead to sustainable products and practices.

For more information about Knoll and sustainable design, visit knoll.com/environment.

Series 2 Pedestals

Floorstanding, Doublewide, Mobile - Specifications

Series 2 Floorstanding Pedestals

Series 2 floorstanding pedestals are used to support worksurfaces in both panel wrapped and freestanding applications. No cantilevers or other supports are required at the end of the worksurface supported by a pedestal.

Two drawer configurations are available: box/box/file and file/ file. Pedestals are available with or without locks.

The Series 2, 24" deep pedestal come standard without a back. In panel applications or in freestanding desking applications where the desk is against the wall, a back is not necessary.

In desking applications where the back of the case is exposed, an optional back case is used to conceal the pedestals contents.

The 18" and 30" deep Series 2 pedestals include a back with each case.

Available Sizes (Nominal)

Depths: 18", 24" and 30"
Width: 15"
Height: 26⁷/₈"

Series 2 Doublewide Pedestals

The doublewide pedestal incorporates two 12" high drawers in a 30" or 36" width (18³/₄" depth) and is intended for below worksurface applications only. The doublewide's design allows for side-to-side letter or legal filing and front-to-back letter filing.

Doublewide pedestals cannot be used with 18" deep worksurfaces.

Available Sizes: (Nominal)

Depth: 18³/₄"
Width: 30" and 36"
Height: 26⁷/₈"

File drawer (doublewide pedestal)

- Internal height: 9³/₄"
- Internal width: 26³/₄" and 32³/₄"
- Internal depth: 15³/₄"

Construction

Pedestal specifications:

- Outer wrapper: 20-gauge steel
- Drawer front: 20-gauge steel (double wide front: 18-gauge)
- Pedestal back: 20-gauge
- ⁷/₈ extension ball bearing (full extension available as an option)
- Full extension ball bearing
- Leveling glides: ³/₈" diameter steel stem with 1¹/₂" of height adjustment (double wide ped: ⁵/₁₆" diameter steel stem with a 1¹/₁₆" of height adjustment)

Locks

Series 2 pedestals can be ordered with or without locks. Note, Individual locking drawers are not available.

Locks are randomly keyed unless otherwise specified. Other keying options include keyed alike or keyed with lock cores K001-K250. All locks are factory-installed and have a black finish.

24" Deep Cases

Internal Drawer Dimensions

Box drawer

- Internal height: 4⁷/₁₆"
- Internal width: 12¹/₁₆"
- Internal depths: 18³/₈"

File drawer

- Internal height: 9¹/₄"
- Internal width: 12¹/₁₆"
- Internal depths: 18³/₈"

Pedestal Accessories

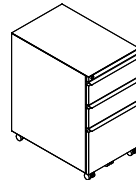
All Series 2 pedestal accessories including the hanging file channel must be specified separately. See page 291 for accessories.

Mobile Pedestals

Series 2 mobile pedestals provide moveable storage within a workstation and tuck beneath a worksurface when not in use. Available drawer configurations are box/file, box/box/file and file/file.

Note: Series 2 pedestals, should not be mixed with standard, Dividends, Morrison, Reff or Currents pedestals.

Mobile pedestals roll on four corner-mounted swivel casters and one bottom drawer-mounted caster for stability when the lower drawer is in the open position. The front corner casters are locking.



Mobile pedestals may be specified with an optional handle allowing easy mobility.

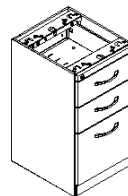
Keyed alike ordered separate, shipped separate.

All mobile steel pedestals include 13-gauge finished tops. A back is included with all Series 2 mobile pedestals.

Pedestals may be specified without the top for attachment of a pedestal cushion. Pedestal cushion may be ordered through the Currents or Calibre price lists.

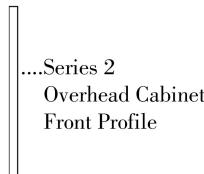
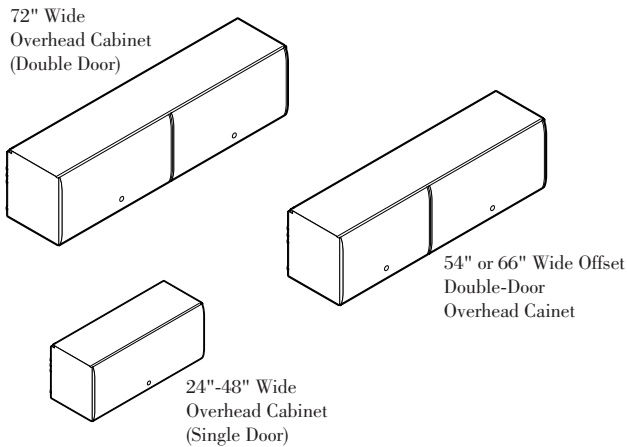
Series 2 Pedestals with Veneer Drawer Fronts

Series 2 pedestals may be specified with veneer fronts on floorstanding, mobile and doublewide pedestals.



Series 2 Overhead Storage

Panel-Mounted Cabinets - Specifications



Overhead Cabinets

Cabinets mount to the integral vertical channels on the systems specific panels to provide overhead storage within workstations.

Overhead cabinets consist of a top, shelf, end panels, overhead door with or without lock and required assembly screws. 24" to 48" wide cabinets have single doors while cabinets 54", 60", 66" and 72" wide have double doors. 54" wide overhead cabinets will ship with one 24" and one 30" door. 66" wide overhead cabinets will ship with one 30" and one 36" door. 54" and 66" overhead doors may be removed and reversed.

Overheads must match the width of single or multiple panels and cannot be mounted off-module.

All cabinets are shipped knocked-down.

Available Sizes (Nominal)

- Height: Cabinet 15"
- Depth: 14 1/8"
- Widths: 24", 30", 36", 42", 48", 54", 60", 66" and 72"



Cabinet and shelf specifications:

- Horizontal top and shelf: 18-gauge (24" to 48" wide), 16-gauge (60" to 72" wide) painted roll-formed steel
- Overhead door: 20-gauge painted roll-formed steel
- Overhead door end trim: Color injected, molded plastic
- End panels: 16-gauge painted steel with integral mounting hooks
- Overhead door suspension: Steel ball bearing

Interior Dimensions

The interior dimensions of overhead cabinets and shelves are:

- Depth: 12"
- Usable interior height: 12 5/8"
- Width: 1/8" shorter than the exterior width



Cabinet Door Clearance

Cabinet doors open over the tops of cabinets. Required clearance is 16 1/4" total height (height of cabinet plus top clearance required).

Touchdown Overhead Cabinets

Touchdown overhead cabinets are equipped with hydraulic assist cylinders that allow the overhead cabinet front to gently fall to a closed position.

Touchdown mechanisms may be retrofitted in the field to any Series 2 overhead cabinet excluding Veneer fronts.

Task Lights

All cabinets and shelves will accept task lights. For information, please see accessories section for task lights. Task lights must be ordered separately.

Locks

Locks are standard on overhead cabinets and keyed randomly unless otherwise specified. Other keying options include keyed alike or keyed with lock cores K001-K250. All locks are factory-installed and are black finish. Cabinets can also be specified without locks if required. When locks are not specified a plug is located in the lock position. Optional lock retrofit kits are available for field installation at a later date if required. See page 344 for additional keying information.

Panel Upmount Overhead Cabinets used on Dividends panels

Upmount cabinets mount to 50" high panels to provide overhead storage within workstations as an alternative to overheads panel-mounted on 64" high panels. Upmount cabinets have full finished backs and require upmount brackets for mounting.

When installed on 50" high Dividends panels, upmount cabinets match up to the overall 64" height of panel-mounted overhead cabinets and freestanding overdesks to provide a consistent height within the facility.

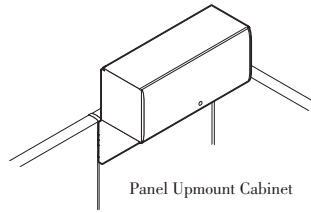
Overhead cabinets consist of a top, shelf, end panels, enclosed back, overhead door with or without lock and required assembly screws. 24" to 48" wide cabinets have single doors while cabinets 54", 60", 66" and 72" wide have double doors. 54" wide overhead cabinets will ship with one 24" and one 30" door. 66" wide overhead cabinets will ship with one 30" and one 36" door. 54" and 66" overhead doors may be removed and reversed.

Upmount cabinets are shipped knocked-down.

Upmount overheads must match the width of single or multiple panels and cannot be mounted off module.

Available Sizes (Nominal)

- Height: 15"
- Depth: 13 1/2"
- Widths: 24", 30", 36", 42", 48", 54", 60", 66" and 72"



Panel Upmount Cabinet

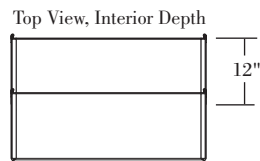
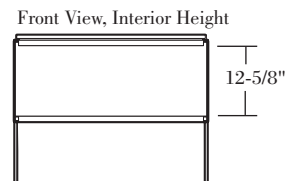
Series 2 Upmount cabinet specification:

- Horizontal top and shelf: 18-gauge (30" to 48" wide), 16-gauge (60" to 72" wide) painted roll-formed steel
- Overhead door: 20-gauge painted roll-formed steel
- Overhead door suspension: Steel ball-bearing
- Overhead door end trim: Color injected, molded plastic
- End panels: 16-gauge painted steel with integral mounting hooks
- Upmount brackets: 14-gauge steel

Interior Dimensions

Upmount cabinet interiors measure:

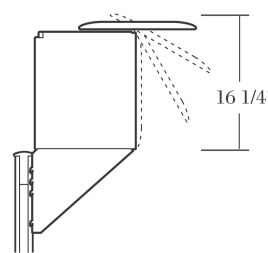
- Depth 12"
- Usable interior height: 12 5/8"
- Width: 1/8" shorter than the exterior width.



Cabinet Door Clearance

Cabinet doors open over the tops of cabinets. Required clearance is: 16 1/4" total height (height of cabinet plus top clearance required).

Side View, Door Clearance

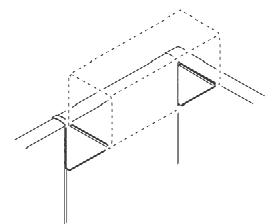


Available Sizes

- Height: 15"
- Depth: 13 1/2"
- Widths: 30", 36", 42", 48"

Upmount Brackets

Cabinet upmount brackets are required for upmount applications. Upmount brackets are ordered separately in pairs.



"Touchdown" Overhead Cabinets

Touchdown Overhead cabinets are equipped with hydraulic assist cylinders that allows the overhead cabinet front to gently fall to a closed position.

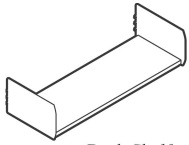
Retrofit mechanisms may be field added to any Series 2 overhead cabinet with the exception of Veneer front cabinets.

Locks

Locks are standard on overhead cabinets and keyed randomly unless otherwise specified. Other keying options include keyed alike or keyed with lock cores K001-K250. All locks are factory-installed and are black finish. Cabinets can also be specified without locks if required. When locks are not specified a plug is located in the lock position. Optional lock retrofit kits are available for field-installation at a later date if required. See page 344 for additional keying information.

Task Lights

All upmount cabinets will accept task lights. For information, please see accessories section for task lights. Task lights must be ordered separately.



Book Shelf

Overhead Book Shelves

Book shelves mount to the integral vertical channels on panels to provide overhead storage within workstations.

Book shelves include a shelf, end panels, open back and required assembly screws.

Shelves must match the width of single or multiple panels and cannot be mounted off-module.

All book shelves are shipped knocked-down.

Available Sizes (Nominal)

- Height: shelf 8"
- Depth: 14 1/8"
- Widths: 24", 30", 36", 42", 48", 54", 60", 66" and 72"

Task Lights Bookshelves

All shelves will accept task lights.

For information, please see accessories section. Task lights must be ordered separately.

Task Lights

Dividends Horizon offers T5 and LED task lights. T5 task lights are available in standard and advanced models. Task lights must be ordered separately from shelves, overhead cabinets, and overdesk units.

Task lights are TCLP compliant and meet requirements of California Title 20 and Title 24. T5 advanced task lights are fitted with ballasts and lamps compliant with LEED requirements. All task lights are approved for New York City installations.

T5 Task Lights

T5 task lights include T5 cool white (4100K) fluorescent lamp, electronic ballast, 9 foot grounded cordset, prismatic lens, rocker switch, one cord exit management clip and mounting hardware. T5 task light housings are painted black.

The T5 task light cordset is a center exit. On smaller units the cord exit is off-center, but still not handed, allowing the cordset to be positioned either to the right or left of the task light for easy access to the closest available duplex.

All T5 task lights include mounting hardware for attachment to overhead cabinets, shelves, up mounted cabinets and freestanding overdesks. Specify task lights one size or less than the overall cabinet or overdesk width. T5 task lights have adjustable mounting brackets that lock into integral channels in the underside of the cabinet's lower shelf. The spring steel adjustable mounting brackets flex to install without requiring tools and allow the light to be positioned at any position side-to-side and front-to-back.

City of Chicago T5 task lights have a 9 foot power cord with a resettable circuit breaker built into the plug.

LED Task Lights

LED task lights include LED's, a power supply with 9'-12' cord and mounting hardware. Housings are clear anodized aluminum with white color end-caps. Cord management clips must be ordered separately. The power supply cord attaches to either end of the fixture, allowing for easier access to the closest available duplex.

LED task lights mount into the recess in the underside of overhead cabinets and shelves at least 5" wider than the task light width..

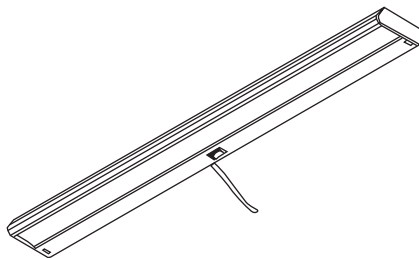
Cord Management Clips

Cord management clips attach to the integral slotted channels on panel frames to manage task light cordsets. Clips are 3/8" high black molded plastic construction.

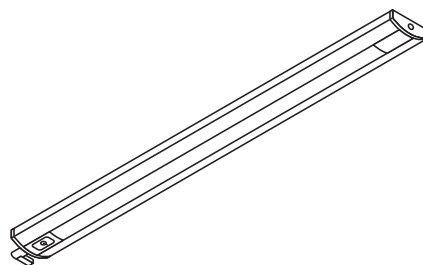
Task Light Specifications

Model Number	Fixture Length	Lamp Length	Lamp Part Number	Lamp Watts	Input Watts
T5 Standard Task Lights					
DL3T5E19S	19"	12"	FULHAM F8T5/CW	8	8
DL3T5E25S	25"	21.6"	FULHAM F14T5/41K	14	15
DL3T5E37S	37"	33.4"	FULHAM F21T5/41K	21	24
DL3T5E49S	49"	45.2"	FULHAM F28T5/41K	28	31
T5 Advanced Task Lights					
DL3T5E25A	25"	22.2"	PHILIPS F14T5/841/ALTO	14	18
DL3T5E37A	37"	33.98"	PHILIPS F21T5/841/ALTO	21	24
DL3T5E49A	49"	45.8"	PHILIPS F28T5/841/ALTO	28	31
LED Task Lights					
DL4L17	17"	16.4"	N/A	6.6	7.8
DL4L31	31"	30.1"	N/A	14.8	17.6
DL4L44	44"	43.7"	N/A	21.8	25.9
DL4L58	58"	57.4"	N/A	28.2	33.6

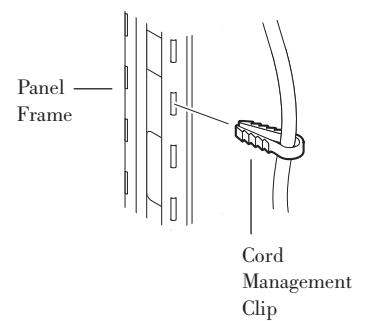
T5 Task Light

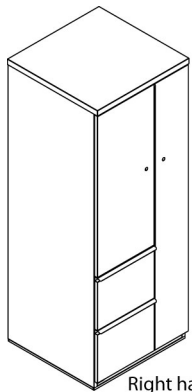


LED Task Light

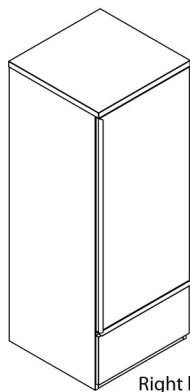


Cord Management Clip Attachment





Right hand shown



Right hand shown

Series 2 Storage Tower

Series 2 freestanding storage towers are stand-alone storage units that provide vertical storage.

Available Sizes (Nominal)

Depth: 24"
 Width: 15", 24", 30"
 Height: 42", 50", 57" and 64"

Constructions

Series 2 storage towers match the aesthetic of the Series 2 pedestal and double wide pedestal.

Storage Tower specifications:

- Outer wrapper: 20-gauge steel
- Door front: 20-gauge steel
- Drawer front: 20-gauge steel
- Storage tower cap: 20-gauge steel
- Tower base: 18-gauge steel
- Box drawer suspension: Full ball bearing slides
- Leveling glides: 3/8" diameter steel stem with 1" of height adjustment
- Vertical supports: 18-gauge steel

Locks

Storage towers can be ordered with or without lock. When specified without locks plugs, a lock plug is included.

Locks are keyed randomly unless otherwise specified. Other options include keyed alike or keyed with lock cores K001-K250. All locks are factory installed and have a black finish

- 15" w Side Access and Display towers include (1) lock.
- Single door towers, double door towers, 24" w and 30" w Side Access and Display towers include (2) locks. (Except full-height doors which include (1) lock)
- Front Access (only) towers with wardrobe include (3) locks. (Except full-height doors with wardrobe which include (2) locks)

See page 344 for additional keying information.

Storage Tower Accessories

Hanging file bars for front to back and side-to-side filing for the lateral file are included with the storage tower. Please see accessories section for optional drawer accessories.

Note: When a tower is specified with a wardrobe, the handedness of the case is determined by the location of the wardrobe.

For single door units without a wardrobe, the handedness of the case is determined by the hinge side of the door.

For side access bookcase and display towers without wardrobes, the handedness is determined by the orientation of the bookcase shelf opening.

Note: Worksurfaces may be connected to side access bookcase and display towers only. This may be accomplished by using the worksurface splice kit pattern DT3WSP. Remember to specify a finish color.

Shelves

All Series 2 towers with visible top fronts are shipped with (1) user adjustable shelf, with the exception of 64" tall Side Access Bookcase and Display towers which ship with (2).

For stability reasons, full height door towers ship with the following shelf configuration:

50" h & 57" h: 1 fixed shelf and 1 adjustable shelf
 64" h: 1 fixed shelf and 2 adjustable shelves

Knoll Color Program

Core Paint Finishes

Specify Core finishes for all new customers

P1 Paint Finishes

111	Jet Black (was 27 Matte Black)
112	Brown
113	Dark Grey (was Y3)
114	Folkstone Grey
115	Medium Grey
116	SandStone
117	Soft Grey (was E)
118	Bright White

P1 Textured Paint Finishes

111T	Textured Jet Black
112T	Textured Brown
113T	Textured Dark Grey
114T	Textured Folkstone Grey
115T	Textured Medium Grey
116T	Textured SandStone
117T	Textured Soft Grey
118T	Textured Bright White

P2 Paint Finishes

611	Beige Mist Metallic
612	Medium Metallic Grey (was J)

P2 Textured Paint Finishes

611T	Textured Beige Mist Metallic
612T	Textured Medium Metallic Grey

P3 Paint Finishes

613	Silver (was 3)
-----	----------------

Color

All inside and outside case surfaces are painted in the same specified paint color.

Interior components and accessories are painted black. * **Note**, Series 2 pedestal accessories including hanging file bars must be ordered separately.

Note: For veneer front storage, specifiers must select a paint finish for the case as well as choosing a veneer selection for the front.

Custom Color Policy

For all colors outside the standard palettes for Series 2 storage as defined within this price list, Knoll will custom match to your specification according to the following requirements.

The request for custom paint color must be accompanied by a purchase order and by a master color match applied to metal, having dimensions of at least 3" X 5".

Knoll will evaluate the sample to determine application feasibility. Upon approval for application, Knoll will forward two factory samples with an assigned Knoll color name and code for customer approval. One of the approved samples must be signed and returned to Knoll before an order may be placed.

Upon receiving customer approval, Knoll will enter the order.

Custom colors will be processed at a P2 list price for standard non-metallic finishes or at a P3 list price for metallic or white finishes.

Extended lead-times may apply to custom paint match selections. Please consult your Customer Service Representative for current lead-time information.

For further assistance with ordering or specification of Series 2 storage products, consult your Knoll sales representative.

Veneer Finishes

V1 Techwood

<i>Order Code</i>	<i>Finish</i>
Y316	Maple
Y319	Cherry
Y323	Medium Walnut
Y326	Dark Mahogany
Y329	Medium Oak
Y341	Wenge *
Y342	Medium Teak *
Y344	Espresso
Y811	Natural
Y821	Blond Maple
Y831	Light Cherry
Y851	Black Oak
Y881	Light Walnut
Y882	Dove Grey

V2 Natural Veneers / Premium Techwood

<i>Order Code</i>	<i>Finish</i>
V312	Bronze Cherry
V316	Maple
V319	Medium Cherry
V411	Light Walnut
V412	Natural Cherry
V413	Sand Oak (Open pore)
V414	Natural Oak
V415	Peacock Green Walnut
V417	Old English Walnut
V421	Chalk Oak
V423	Light Oak
V433	Light Fawn Cherry
V436	Medium Brown Cherry
V439	Straight Anigre

V2 Natural Veneers / Premium Techwood (cont.)

<i>Order Code</i>	<i>Finish</i>
V440	Natural Hemlock (QC)
Y841	Ebony (Open pore)*
Y861	Grigio (Open pore)*

V3 Premium Veneer

<i>Order Code</i>	<i>Finish</i>
V512	Figured Anigre
V514	Makore
V515	Figured Sycamore
V517	Natural Sapele
V518	Natural Chestnut

Proper use and regular cleaning of your markerboard surface is essential for preventing permanent stains and/or ghosting typically associated with dry erase markers. By following the care and use instructions below, you will minimize the possibility of permanent stains and ghosting.

**Initial Cleaning of Markerboards
Before First Use:**

- Using a clean, dry cloth and a nonabrasive cleaner, gently clean the entire board to loosen any residue
- Using a dry cloth, wipe the entire surface to remove all dirt and residue from the prior step
- Rinse the entire board with clean water
- Using a dry cloth, wipe dry the entire surface

Daily Use, Care and Maintenance:

- *Use the proper markers.* All dry erase markers will write legibly on the marker board surface, but not all will erase properly due to their composition. Do not use low odor dry erase markers or permanent (indelible) markers. Use of these markers will lead to staining or ghosting, even with regular cleaning.
- *Clean the markerboard regularly.* It is recommended that markerboards be erased daily using an eraser designated for use with dry erase markers. If the markerboard is used daily, we recommend that a complete cleaning is performed at least 2-3 times a week using EXPO® whiteboard cleaner.
- *Remove ghosting.* Using EXPO® whiteboard cleaner and a paper towel, wipe the entire surface and let dry. Mix Joy® dishwashing detergent with warm water and apply to the board using a paper towel, then wipe dry with a clean cloth. Repeat as necessary.
- *Remove permanent marker.* Using a dry erase marker, write on top of the permanent marker, erase with a dry eraser, and then clean with EXPO® whiteboard cleaner.

Note: Do not use other painted tiles as markerboards or product damage will occur and the tile warranty will be voided.

Legacy Paint Finishes

Specify Legacy Finishes to match existing product only. Legacy finishes are not available for new customers

P1 Paint Finishes

Y1 Pewter

P2 Paint Finishes

W Light Tan Metallic

H Beige Metallic

Knoll Legacy Finish Selections

Series 2 Veneer Front Storage

Finish Colors

P1 Paint Finishes

LD Charcoal Grey

LC Oyster Grey

LE Willow Grey

P2 Paint Finishes

2 Metallic Flint

U Light Metallic Grey

V Dark Metallic Grey

W Light Tan Metallic

H Beige Metallic

Knoll Legacy Finish Selections

Series 2 Morrison Front Storage Finish Colors

P1 Paint Finishes

N2 Flint

NW Light Tan

NH Beige

P2 Paint Finishes

2 Metallic Flint

U Light Metallic Grey

W Light Metallic Tan

H Metallic Beige

V Dark Metallic Grey

P3 Paint Finishes

B White

Knoll Legacy Finish Selections

Series 2 Currents Front Storage

Finish Colors

P1 Paint Finishes

N2 Flint

NW Light Tan

NH Beige

P2 Paint Finishes

2 Metallic Flint

U Light Metallic Grey

W Light Metallic Tan

H Metallic Beige

V Dark Metallic Grey

P3 Paint Finishes

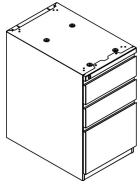
B White

Pedestals Steel Front - Recessed Pull

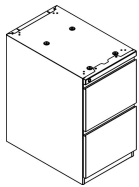
Floorstanding Pedestals

Series 2 Storage

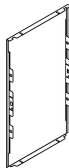
description	w	d	h	lock	pattern no.	P1	P2	P3
Floorstanding Pedestal with two box and one file drawer with lock	14 ⁷ / ₈ "	17 ¹ / ₄ "	26 ⁷ / ₈ "	Y	DS4PFL18A	\$623.	\$718.	\$747.
	14 ⁷ / ₈ "	23 ¹ / ₄ "	26 ⁷ / ₈ "	Y	DS4PFL24A	535.	616.	641.
	14 ⁷ / ₈ "	29 ¹ / ₄ "	26 ⁷ / ₈ "	Y	DS4PFL30A	720.	828.	867.



Floorstanding Pedestal with two file drawers with lock	14 ⁷ / ₈ "	17 ¹ / ₄ "	26 ⁷ / ₈ "	Y	DS4PFL18B	599.	690.	720.
	14 ⁷ / ₈ "	23 ¹ / ₄ "	26 ⁷ / ₈ "	Y	DS4PFL24B	505.	583.	607.
	14 ⁷ / ₈ "	29 ¹ / ₄ "	26 ⁷ / ₈ "	Y	DS4PFL30B	688.	788.	824.



Series 2 Floorstanding Pedestal Case Back	14 ⁷ / ₈ "	N/A	26 ⁷ / ₈ "	N/A	DS2XPB	92.	103.	106.
---	----------------------------------	-----	----------------------------------	-----	---------------	-----	------	------



Order Code

Example:	DS4PFL24A-117
DS4	Series 2 Steel Front, Recessed Pull
PF	Pedestal Floorstanding
L	Locking
24	Depth
A	Box/Box/File
117	Soft Grey paint finish

Specification Information

Deduct \$15 from the list price for non-locking units. Substitute the "L" with a "N" within the pattern number to designate a non-locking unit, *example* (DS2PFN18A).

Note:
24" deep floorstanding pedestals do not include a back panel. Back panels must be ordered separately. 18" and 30" floorstanding pedestals have backs standard.

Add an "F" to the end of the pattern number to receive full extension slides on all box drawers. Upcharge is \$25 list per pedestal.

Application Notes

Hanging rails and other accessories are not included and must be ordered separately. (*See pedestal accessories page (291), for pricing and ordering information*)

Add a "Y" to the end of the pattern number to specify a front color that is different than the case color. P3 pricing automatically applies for all colors when utilizing this option.

Critical Dimensions

Dimensions under, **w**, **d** and **h** are actual to the nearest ¹/₁₆"

24" Deep Floorstanding Pedestal Internal Drawer Dimensions

- Box drawer height: 4⁵/₁₆"
- Box drawer width: 12¹/₁₆"
- Box drawer depth: 18³/₈"
- File drawer height: 9¹/₄"
- File drawer width: 12¹/₁₆"
- File drawer depth: 18³/₈"

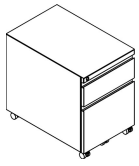
Pedestals Steel Front - Recessed Pull

Mobile Pedestals

Series 2 Storage

Series 2 Steel Front Storage

description	w	d	h	lock	pattern no.	P1	P2	P3
Mobile Pedestal with one box and one file drawer	14 ⁷ / ₈ "	16 ³ / ₄ "	20 ³ / ₈ "	Y	DS4PML18F	\$915.	\$1,055.	\$1,099.
	14 ⁷ / ₈ "	22 ³ / ₄ "	20 ³ / ₈ "	Y	DS4PML24F	655.	753.	784.



Mobile Pedestal with two box and one file drawer	14 ⁷ / ₈ "	16 ³ / ₄ "	26 ³ / ₈ "	Y	DS4PML18A	1,031.	1,182.	1,234.
	14 ⁷ / ₈ "	22 ³ / ₄ "	26 ³ / ₈ "	Y	DS4PML24A	730.	843.	879.



Mobile Pedestal with two file drawers	14 ⁷ / ₈ "	16 ³ / ₄ "	26 ³ / ₈ "	Y	DS4PML18B	997.	1,148.	1,198.
	14 ⁷ / ₈ "	22 ³ / ₄ "	26 ³ / ₈ "	Y	DS4PML24B	730.	843.	879.



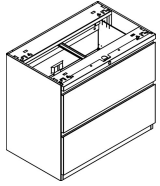
Order Code	Specification Information	Application Notes	Critical Dimensions
Example: DS4PML24A-117			
DS4 Series 2 Steel Front, Recessed Pull	Add \$53 list for Mobile Handle. Add a "P" between the "L" lock code and the case size to designate the handle option, <i>example</i> (DS2PMLP24A)	Hanging rails and other accessories are not included and must be ordered separately. (<i>See pedestal accessories page (291), for pricing and ordering information</i>)	Dimensions under, w , d and h are actual to the nearest 1/16"
PM Pedestal Mobile			24" Deep Floorstanding Pedestal Internal Drawer Dimensions
L Locking			<ul style="list-style-type: none"> • Box drawer height: 4⁵/₁₆" • Box drawer width: 12¹/₁₆" • Box drawer depth: 18³/₈" • File drawer height: 9¹/₄" • File drawer width: 12¹/₁₆" • File drawer depth: 18³/₈"
24 Depth	Deduct \$35 list for units without a top. Add an "O" in place of the "M" in the pattern number to designate the no-top option, <i>example</i> (DS2POL18A)	Add a "Y" to the end of the pattern number to specify a front color that is different than the case color. P3 pricing automatically applies for all colors when utilizing this option.	
A Box/Box/File			
117 Soft Grey paint finish	Add an "F" to the end of the pattern number to receive full extension slides on all box drawers. Upcharge is \$25 list per pedestal.		

Pedestals Steel Front - Recessed Pull

Double Wide Pedestals

Series 2 Storage

description	w	d	h	lock	pattern no.	P1	P2	P3
Doublewide Pedestal with two file drawers	30"	18 ³ / ₄ "	26 ⁷ / ₈ "	Y	DS4DW30L	\$945.	\$1,088.	\$1,135.
	36"	18 ³ / ₄ "	26 ⁷ / ₈ "	Y	DS4DW36L	998.	1,149.	1,199.



Order Code	Specification Information	Application Notes	Critical Dimensions
Example: DS4DW30L-117			
DS4	Series 2 Steel Front, Recessed Pull		
DW	Doublewide Pedestal		
30	30" wide		
L	Locking		
117	Soft Grey paint finish		

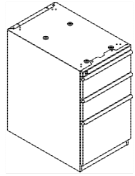
Pedestals Steel Front - Series 2 Pull

Floorstanding Pedestals

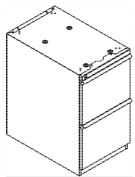
Series 2 Storage

Series 2 Steel Front Storage

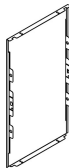
description	w	d	h	lock	pattern no.	P1	P2	P3
Floorstanding Pedestal with two box and one file drawer with lock	14 ⁷ / ₈ "	17 ¹ / ₄ "	26 ⁷ / ₈ "	Y	DS2PFL18A	\$623.	\$718.	\$747.
	14 ⁷ / ₈ "	23 ¹ / ₄ "	26 ⁷ / ₈ "	Y	DS2PFL24A	535.	616.	641.
	14 ⁷ / ₈ "	29 ¹ / ₄ "	26 ⁷ / ₈ "	Y	DS2PFL30A	720.	828.	867.



Floorstanding Pedestal with two file drawers with lock	14 ⁷ / ₈ "	17 ¹ / ₄ "	26 ⁷ / ₈ "	Y	DS2PFL18B	599.	690.	720.
	14 ⁷ / ₈ "	23 ¹ / ₄ "	26 ⁷ / ₈ "	Y	DS2PFL24B	505.	583.	607.
	14 ⁷ / ₈ "	29 ¹ / ₄ "	26 ⁷ / ₈ "	Y	DS2PFL30B	688.	788.	824.



Series 2 Floorstanding Pedestal Case Back	14 ⁷ / ₈ "	N/A	26 ⁷ / ₈ "	N/A	DS2XPB	92.	103.	106.
---	----------------------------------	-----	----------------------------------	-----	---------------	-----	------	------



Order Code

Example:	DS2PFL24A-117
DS2	Series 2 Steel Front, Series 2 Pull
PF	Pedestal Floorstanding
L	Locking
24	Depth
A	Box/Box/File
117	Soft Grey paint finish

Specification Information

Deduct \$15 from the list price for non-locking units. Substitute the "L" with a "N" within the pattern number to designate a non-locking unit, example (DS2PFN18A).

Note:
24" deep floorstanding pedestals do not include a back panel. Back panels must be ordered separately. 18" and 30" floorstanding pedestals have backs standard.

Add an "F" to the end of the pattern number to receive full extension slides on all box drawers. Upcharge is \$25 list per pedestal.

Application Notes

Hanging rails and other accessories are not included and must be ordered separately. (See pedestal accessories page (291), for pricing and ordering information)

Add a "Y" to the end of the pattern number to specify a front color that is different than the case color. P3 pricing automatically applies for all colors when utilizing this option.

Critical Dimensions

Dimensions under, **w**, **d** and **h** are actual to the nearest ¹/₁₆"

24" Deep Floorstanding Pedestal Internal Drawer Dimensions

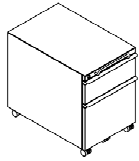
- Box drawer height: 4⁵/₁₆"
- Box drawer width: 12¹/₁₆"
- Box drawer depth: 18³/₈"
- File drawer height: 9¹/₄"
- File drawer width: 12¹/₁₆"
- File drawer depth: 18³/₈"

Pedestals Steel Front - Series 2 Pull

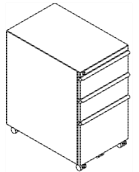
Mobile Pedestals

Series 2 Storage

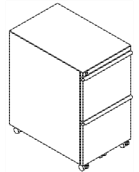
description	w	d	h	lock	pattern no.	P1	P2	P3
Mobile Pedestal with one box and one file drawer	14 ⁷ / ₈ "	16 ³ / ₄ "	20 ³ / ₈ "	Y	DS2PML18F	\$915.	\$1,055.	\$1,099.
	14 ⁷ / ₈ "	22 ³ / ₄ "	20 ³ / ₈ "	Y	DS2PML24F	655.	753.	784.



Mobile Pedestal with two box and one file drawer	14 ⁷ / ₈ "	16 ³ / ₄ "	26 ³ / ₈ "	Y	DS2PML18A	1,031.	1,182.	1,234.
	14 ⁷ / ₈ "	22 ³ / ₄ "	26 ³ / ₈ "	Y	DS2PML24A	730.	843.	879.



Mobile Pedestal with two file drawers	14 ⁷ / ₈ "	16 ³ / ₄ "	26 ³ / ₈ "	Y	DS2PML18B	997.	1,148.	1,198.
	14 ⁷ / ₈ "	22 ³ / ₄ "	26 ³ / ₈ "	Y	DS2PML24B	730.	843.	879.



Order Code	Specification Information	Application Notes	Critical Dimensions
Example: DS2PML24A-117			
DS2 Series 2 Steel Front, Series 2 Pull	Add \$53 list for Mobile Handle. Add a "P" between the "L" lock code and the case size to designate the handle option, <i>example</i> (DS2PMLP24A)	Hanging rails and other accessories are not included and must be ordered separately. (<i>See pedestal accessories page (291), for pricing and ordering information</i>)	Dimensions under, w , d and h are actual to the nearest 1/16"
PM Pedestal Mobile			24" Deep Floorstanding Pedestal Internal Drawer Dimensions
L Locking			<ul style="list-style-type: none"> • Box drawer height: 4⁵/₁₆" • Box drawer width: 12¹/₁₆" • Box drawer depth: 18³/₈" • File drawer height: 9¹/₄" • File drawer width: 12¹/₁₆" • File drawer depth: 18³/₈"
24 Depth	Deduct \$35 list for units without a top. Add an "O" in place of the "M" in the pattern number to designate the no-top option, <i>example</i> (DS2POL18A)	Add a "Y" to the end of the pattern number to specify a front color that is different than the case color. P3 pricing automatically applies for all colors when utilizing this option.	
A Box/Box/File			
117 Soft Grey paint finish	Add an "F" to the end of the pattern number to receive full extension slides on all box drawers. Upcharge is \$25 list per pedestal.		

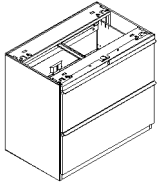
Pedestals Steel Front - Series 2 Pull

Double Wide Pedestals

Series 2 Storage

Series 2 Steel Front Storage

description	w	d	h	lock	pattern no.	P1	P2	P3
Doublewide Pedestal with two file drawers	30"	18 ³ / ₄ "	26 ⁷ / ₈ "	Y	DS2DW30L	\$945.	\$1,088.	\$1,135.
	36"	18 ³ / ₄ "	26 ⁷ / ₈ "	Y	DS2DW36L	998.	1,149.	1,199.



Order Code

Example:	DS2DW30L-117
DS2	Series 2 Steel Front, Series 2 Pull
DW	Doublewide Pedestal
30	30" wide
L	Locking
117	Soft Grey paint finish

Specification Information

Deduct \$20 from the list price for non-locking units. Substitute the "L" suffix with an "N" within the pattern number to designate a non-locking unit, *example* (DS2DW36L).

Doublewide pedestals include hanging file bars for letter and legal front-to-back and side-to-side filing.

Application Notes

Doublewide pedestals are not intended for freestanding use and must be secured beneath a panel supported worksurface. (*See Calibre lateral files price list for two drawer files that can be used for freestanding applications*)

Add a "Y" to the end of the pattern number to specify a front color that is different than the case color. P3 pricing automatically applies for all colors when utilizing this option.

Critical Dimensions

Dimensions under, **w**, **d** and **h** are actual to the nearest ¹/₁₆".

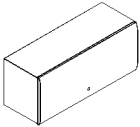
Doublewide Pedestal Internal Drawer Dimensions

- Lateral drawer height: 9³/₄"
- Lateral drawer width: 26³/₄" and 32³/₂₄"
- Lateral drawer depth: 15³/₄"

Overhead Storage Steel Front with Dividends Mounting Brackets

Series 2 Storage

Panel Mount Overhead Storage

description	w	d	h	lock	pattern no.	P1	P2	P3
	23 ⁷ / ₈ "	14 ¹ / ₈ "	15"	Y	DS2PM24L	\$511.	\$591.	\$617.
	29 ⁷ / ₈ "	14 ¹ / ₈ "	15"	Y	DS2PM30L	511.	591.	617.
	35 ⁷ / ₈ "	14 ¹ / ₈ "	15"	Y	DS2PM36L	556.	641.	668.
	41 ⁷ / ₈ "	14 ¹ / ₈ "	15"	Y	DS2PM42L	608.	698.	726.
	47 ⁷ / ₈ "	14 ¹ / ₈ "	15"	Y	DS2PM48L	668.	766.	802.
	53 ⁷ / ₈ "	14 ¹ / ₈ "	15"	Y	DS2PM54L	792.	913.	954.
	59 ⁷ / ₈ "	14 ¹ / ₈ "	15"	Y	DS2PM60L	792.	913.	954.
	65 ⁷ / ₈ "	14 ¹ / ₈ "	15"	Y	DS2PM66L	884.	1,016.	1,061.
	71 ⁷ / ₈ "	14 ¹ / ₈ "	15"	Y	DS2PM72L	884.	1,016.	1,061.

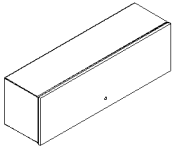
Order Code	Specification Information	Application Notes	Critical Dimensions
Example: DS2PM24L-117			
DS2 Series 2 Steel Front	Deduct \$20 from the list price for non-locking units. Substitute the "L" suffix with an "N" within the pattern number to designate a non-locking unit, <i>example</i> (DS2PM24N). Units with two doors, deduct \$40 from the list. 24" through 48" wide units have a single door. 54" through 66" wide units have off-set double doors. 72" wide units have two doors. Units with two doors have two locks.	S2 panel mount overheads may be wall mounted using the Dividends Overhead Wall-mount Bracket. (<i>See S2 overhead accessories</i>) Touch Down kits are intended for use with steel door fronts only. (<i>See S2 overhead accessories for Touch-down kits for overheads</i>) Add \$157 list for Touch Down mechanism. Touch Down requires adding an "E" to the pattern number as indicated DS2PM24EL. For units with two doors add \$314 to the list. Add a "Y" to the end of the pattern number to specify a front color that is different than the case color. P3 pricing automatically applies for all colors when utilizing this option.	Dimensions under, w , d and h are actual to the nearest ¹ / ₁₆ ".
PM Panel Mount Overhead			
24 24" wide			
L Locking			
117 Soft Grey paint finish			

Overhead Storage Steel Front with Dividends Mounting Brackets

Series 2 Storage

Up-Mount Overhead Storage

Series 2 Steel Front Storage

description	w	d	h	lock	pattern no.	P1	P2	P3
 Up-mount overhead cabinet with back and lock	29 ⁷ / ₈ "	14 ¹ / ₈ "	15"	Y	DS2UM30L	\$697.	\$802.	\$835.
	35 ⁷ / ₈ "	14 ¹ / ₈ "	15"	Y	DS2UM36L	719.	828.	863.
	41 ⁷ / ₈ "	14 ¹ / ₈ "	15"	Y	DS2UM42L	743.	853.	891.
	47 ⁷ / ₈ "	14 ¹ / ₈ "	15"	Y	DS2UM48L	756.	869.	906.
	53 ⁷ / ₈ "	14 ¹ / ₈ "	15"	Y	DS2UM54L	1,016.	1,169.	1,218.
	59 ⁷ / ₈ "	14 ¹ / ₈ "	15"	Y	DS2UM60L	1,016.	1,169.	1,218.
	65 ⁷ / ₈ "	14 ¹ / ₈ "	15"	Y	DS2UM66L	1,062.	1,220.	1,275.
	71 ⁷ / ₈ "	14 ¹ / ₈ "	15"	Y	DS2UM72L	1,062.	1,220.	1,275.

Series 2 Steel Front Up-Mount Bracket (Dividends)	7 ⁷ / ₈ "	12 ³ / ₁₆ "	11 ³ / ₄ "	N/A	DB1U18	79.	85.	90.
---	---------------------------------	-----------------------------------	----------------------------------	-----	---------------	-----	-----	-----

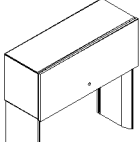


Order Code	Specification Information	Application Notes	Critical Dimensions
Example: DS2UM30L-117 DS2 Series 2 Steel Front UM Up-Mount Overhead 30 30" wide L Locking 117 Soft Grey paint finish	Deduct \$20 from the list price for non-locking units. Substitute the "L" suffix with an "N" within the pattern number to designate a non-locking unit, <i>example</i> (DS2UM30N). Units with two doors, deduct \$40 from the list. 24" through 48" wide units have a single door. 54" through 66" wide units have off-set double doors. 72" wide units have two doors. Units with two doors have two locks. Up-mount overhead cabinets include an enclosed back. Up-mount brackets are required and must be ordered separately.	Touch Down kits are intended for use with steel door fronts only. (<i>See S2 overhead accessories for Touch-down kits for overheads</i>) Add \$157 list for Touch Down mechanism. Touch Down requires adding an "E" to the pattern number as indicated DS2UM30EL. For units with two doors add \$314 to the list. Add a "Y" to the end of the pattern number to specify a front color that is different than the case color. P3 pricing automatically applies for all colors when utilizing this option.	Dimensions under, w , d and h are actual to the nearest ¹ / ₁₆ ".

Overhead Storage Steel Front with Dividends Mounting Brackets

Series 2 Storage

Stanchion Mount Overhead Storage

description	w	d	h	lock	pattern no.	P1	P2	P3
Stanchion mount overhead cabinet with back and lock 	35 ⁷ / ₈ "	14 ¹ / ₈ "	15"	Y	DS2OD36L	\$1,146.	\$1,319.	\$1,377.
	41 ⁷ / ₈ "	14 ¹ / ₈ "	15"	Y	DS2OD42L	1,170.	1,346.	1,403.
	47 ⁷ / ₈ "	14 ¹ / ₈ "	15"	Y	DS2OD48L	1,185.	1,361.	1,420.
	53 ⁷ / ₈ "	14 ¹ / ₈ "	15"	Y	DS2OD54L	1,442.	1,659.	1,735.
	59 ⁷ / ₈ "	14 ¹ / ₈ "	15"	Y	DS2OD60L	1,442.	1,659.	1,735.
	65 ⁷ / ₈ "	14 ¹ / ₈ "	15"	Y	DS2OD66L	1,490.	1,715.	1,787.
	71 ⁷ / ₈ "	14 ¹ / ₈ "	15"	Y	DS2OD72L	1,490.	1,715.	1,787.

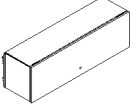
Order Code	Specification Information	Application Notes	Critical Dimensions
Example: DS2OD36L-117 DS2 Series 2 Steel Front OD Stanchion Mount Overhead 36 36" wide L Locking 117 Soft Grey paint finish	Deduct \$20 from the list price for non-locking units. Substitute the "L" suffix with an "N" within the pattern number to designate a non-locking unit, <i>example</i> (DS2OD36N). Units with two doors, deduct \$40 from the list. 36" through 48" wide units have a single door. 54" through 66" units have off-set double doors. 72" wide units have two doors. Units with two doors have two locks. Stanchion mount overhead storage cabinets include an enclosed back.	Touch Down kits are intended for use with steel door fronts only. (<i>See S2 overhead accessories for Touch-down kits for overheads</i>) Add \$157 list for Touch Down mechanism. Touch Down requires adding an "E" to the pattern number as indicated DS2OD36EL. For units with two doors add \$314 to the list. Add a "Y" to the end of the pattern number to specify a front color that is different than the case color. P3 pricing automatically applies for all colors when utilizing this option.	Dimensions under, w , d and h are actual to the nearest 1/16".

Overhead Storage Steel Front with Reff Mounting Brackets

Panel Mount Overhead Storage

Series 2 Storage

Series 2 Steel Front Storage

description	w	d	h	lock	pattern no.	P1	P2	P3
 Panel mount overhead cabinet with lock	23 ⁷ / ₈ "	14 ¹ / ₈ "	15"	Y	RS2PM24L	\$575.	\$602.	\$632.
	29 ⁷ / ₈ "	14 ¹ / ₈ "	15"	Y	RS2PM30L	575.	602.	632.
	35 ⁷ / ₈ "	14 ¹ / ₈ "	15"	Y	RS2PM36L	587.	619.	648.
	41 ⁷ / ₈ "	14 ¹ / ₈ "	15"	Y	RS2PM42L	602.	633.	666.
	47 ⁷ / ₈ "	14 ¹ / ₈ "	15"	Y	RS2PM48L	625.	655.	687.
	53 ⁷ / ₈ "	14 ¹ / ₈ "	15"	Y	RS2PM54L	858.	901.	945.
	59 ⁷ / ₈ "	14 ¹ / ₈ "	15"	Y	RS2PM60L	858.	901.	945.
	65 ⁷ / ₈ "	14 ¹ / ₈ "	15"	Y	RS2PM66L	886.	931.	979.
	71 ⁷ / ₈ "	14 ¹ / ₈ "	15"	Y	RS2PM72L	886.	931.	979.

Order Code

Example:	RS2PM24L-113
RS2	Series 2 Steel Front (Reff)
PM	Panel Mount Overhead
24	24" wide
L	Locking
113	Dark Grey

Specification Information

Deduct \$20 from the list price for non-locking units. Substitute the "L" suffix with an "N" within the pattern number to designate a non-locking unit, *example* (RS2PM24L). Units with two doors, deduct \$40 from the list.

24" through 48" wide units have a single door. 54" through 66" wide units have off-set double doors. 72" wide units have two doors. Units with two doors have two locks.

Note: this product features a steel front with Reff components mounting features.

Application Notes

Touch Down kits are intended for use with steel door fronts only. (*See S2 overhead accessories for Touch-down kits for overheads*)

Add \$157 list for Touch Down mechanism. Touch Down requires adding and "E" to the pattern number as indicated RS2PM30EL. For units with two doors add \$314 to the list.

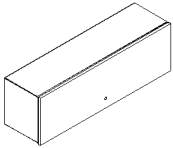
Critical Dimensions

Dimensions under, **w**, **d** and **h** are actual to the nearest 1/16".

Overhead Storage Steel Front with Reff Mounting Brackets

Up-Mount Overhead Storage

Series 2 Storage

description	w	d	h	lock	pattern no.	P1	P2	P3
 Up-mount overhead cabinet with back and lock	23 7/8"	14 1/8"	15"	Y	RS2UM24L	\$718.	\$755.	\$792.
	29 7/8"	14 1/8"	15"	Y	RS2UM30L	718.	755.	792.
	35 7/8"	14 1/8"	15"	Y	RS2UM36L	742.	778.	816.
	41 7/8"	14 1/8"	15"	Y	RS2UM42L	763.	803.	840.
	47 7/8"	14 1/8"	15"	Y	RS2UM48L	777.	815.	858.
	53 7/8"	14 1/8"	15"	Y	RS2UM54L	1,047.	1,100.	1,154.
	59 7/8"	14 1/8"	15"	Y	RS2UM60L	1,047.	1,100.	1,154.
	65 7/8"	14 1/8"	15"	Y	RS2UM66L	1,089.	1,144.	1,202.
71 7/8"	14 1/8"	15"	Y	RS2UM72L	1,089.	1,144.	1,202.	

Series 2 Veneer Front Up-mount Overhead Bracket (Reff)	12 3/16"	7/8"	11 3/4"		RB1U18	332.	348.	367.
--	----------	------	---------	--	---------------	------	------	------



Order Code	Specification Information	Application Notes	Critical Dimensions
Example: RS2UM30L-113			
RS2 Series 2 Steel Front (Reff)	Deduct \$20 from the list price for non-locking units. Substitute the "L" suffix with an "N" within the pattern number to designate a non-locking unit, <i>example</i> (RS2UM30N). Units with two doors, deduct \$40 from the list. 24" through 48" wide units have a single door. 54" through 66" wide units have off-set double doors. 72" wide units have two doors. Units with two doors have two locks. Up-mount brackets are required and must be ordered separately.	Touch Down kits are intended for use with steel door fronts only. (See <i>S2 overhead accessories for Touch Down kits for overheads</i>) Add \$157 list for Touch Down mechanism. Touch Down requires adding and "E" to the pattern number as indicated RS2UM30EL. For units with two doors add \$314 to the list.	Dimensions under w , d and h are actual to the nearest 1/8".
UM Up-Mount Overhead			
30 30" Wide			
L Locking			
113 Dark Grey			

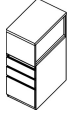
Storage Towers Steel Front - Recessed Pull

15" Wide Storage Towers

Series 2 Storage

Series 2 Steel Front Storage

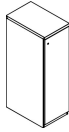
description	type	w	d	h	lock	pattern no.	P1	P2	P3
42" High Side Access Bookcase tower with two box and one file drawer (right hand shown)	left hand	14 ⁷ / ₈ "	23 ¹ / ₂ "	41 ⁵ / ₁₆ "	Y	DT4SBLH4215BBFL	\$1,585.	\$1,822.	\$1,901.
	right hand	14 ⁷ / ₈ "	23 ¹ / ₂ "	41 ⁵ / ₁₆ "	Y	DT4SBRH4215BBFL	1,585.	1,822.	1,901.



42" High Side Access Bookcase tower with two file drawers (right hand shown)	left hand	14 7/8"	23 1/2"	41 5/16"	Y	DT4SBLH4215FFL	1,510.	1,740.	1,815.
	right hand	14 ⁷ / ₈ "	23 ¹ / ₂ "	41 ⁵ / ₁₆ "	Y	DT4SBRH4215FFL	1,510.	1,740.	1,815.



50" High Single Door tower with no drawers (right hand shown)	left hand	14 ⁷ / ₈ "	23 ¹ / ₂ "	48 ⁵ / ₁₆ "	Y	DT4SLH5015L	1,744.	1,890.	2,111.
	right hand	14 ⁷ / ₈ "	23 ¹ / ₂ "	48 ⁵ / ₁₆ "	Y	DT4SRH5015L	1,744.	1,890.	2,111.



Order Code

Example:	DT4SBLH5715BBFL-117
DT4	Series 2 Steel Front, Recessed Pull
SB	Side Access Bookcase
LH	Left Hand Access
57	57" High
15	15" Wide
B	Box Drawer
B	Box Drawer
F	File Drawer
L	Locking
117	Soft Grey paint finish

Specification Information

For non-locking towers, deduct as follows from the list price for each unit: Deduct \$30 for (1) lock unit, \$60 for (2) lock unit, and \$75 for a (3) lock unit. Substitute the "L" suffix with an "N" within the pattern number to designate a non-locking unit, example (DT4SLH5015BBFN)

Application Notes

Hanging rails and other accessories are not included and must be ordered separately. Hanging rails are included with 24" and 30" wide lateral drawers only. (See *Tower Accessories for pricing and order entry information*)

Half depth adjustable shelves and coat hooks may be ordered separately allowing the cupboard area of the 15", 24" and 30" wide towers to support binders as well as shorter coats. (See *Tower Accessories for pricing and order entry information*) Note: Series 2 Steel front doors are standard without a handle. Handles may be ordered for cupboard doors as a special.

- 15" w Side Access and Display towers include (1) lock.
- Single door towers, double door towers, 24" w and 30" w Side Access and Display towers include (2) locks. (Except full-height doors which include (1) lock)
- Front Access (only) towers with wardrobe include (3) locks. (Except full-height doors with wardrobe which include (2) locks)

Single door tower (50" h and 57" h) with no drawers include one fixed shelf and one adjustable shelf. 64" h includes one fixed shelf and two adjustable shelves. Fixed shelf is positioned just below worksurface height.

Critical Dimensions

Dimensions under, **w**, **d** and **h** are actual to the nearest 1/16"

42", 50", 57" and 64" Tower Internal Dimensions

- Box and M drawer height: 4⁵/₁₆"
- Box and M drawer width: 12¹/₁₆"
- Box and M drawer depth: 18³/₈"
- File drawer height: 9¹/₄"
- File drawer width: 12¹/₁₆"
- File drawer depth: 18³/₈"

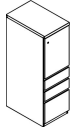
Note: All towers are configured from the top down with standard combinations of box and file drawers.

Storage Towers Steel Front - Recessed Pull

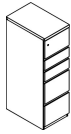
15" Wide Storage Towers

Series 2 Storage

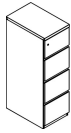
description	type	w	d	h	lock	pattern no.	P1	P2	P3
50" High Single Door tower with two box and one file drawer (right hand shown)	left hand	14 ⁷ / ₈ "	23 ¹ / ₂ "	48 ⁵ / ₁₆ "	Y	DT4SLH5015BBFL	\$1,857.	\$2,136.	\$2,229.
	right hand	14 ⁷ / ₈ "	23 ¹ / ₂ "	48 ⁵ / ₁₆ "	Y	DT4SRH5015BBFL	1,857.	2,136.	2,229.



50" High Single Door tower with two box and two file drawers (right hand shown)	left hand	14 ⁷ / ₈ "	23 ¹ / ₂ "	48 ⁵ / ₁₆ "	Y	DT4SLH5015BBFFL	2,032.	2,337.	2,441.
	right hand	14 ⁷ / ₈ "	23 ¹ / ₂ "	48 ⁵ / ₁₆ "	Y	DT4SRH5015BBFFL	2,032.	2,337.	2,441.



50" High Single Door tower with three file drawers (right hand shown)	left hand	14 ⁷ / ₈ "	23 ¹ / ₂ "	48 ⁵ / ₁₆ "	Y	DT4SLH5015FFFL	1,880.	2,161.	2,256.
	right hand	14 ⁷ / ₈ "	23 ¹ / ₂ "	48 ⁵ / ₁₆ "	Y	DT4SRH5015FFFL	1,880.	2,161.	2,256.



Order Code

Example:	DT4SBLH5715BBFL-117
DT4	Series 2 Steel Front, Recessed Pull
SB	Side Access Bookcase
LH	Left Hand Access
57	57" High
15	15" Wide
B	Box Drawer
B	Box Drawer
F	File Drawer
L	Locking
117	Soft Grey paint finish

Specification Information

For non-locking towers, deduct as follows from the list price for each unit: Deduct \$30 for (1) lock unit, \$60 for (2) lock unit, and \$75 for a (3) lock unit. Substitute the "L" suffix with an "N" within the pattern number to designate a non-locking unit, example (DT4SLH5015BBFN)

Application Notes

Hanging rails and other accessories are not included and must be ordered separately. Hanging rails are included with 24" and 30" wide lateral drawers only. (See *Tower Accessories for pricing and order entry information*)

Half depth adjustable shelves and coat hooks may be ordered separately allowing the cupboard area of the 15", 24" and 30" wide towers to support binders as well as shorter coats. (See *Tower Accessories for pricing and order entry information*) Note: Series 2 Steel front doors are standard without a handle. Handles may be ordered for cupboard doors as a special.

- 15" w Side Access and Display towers include (1) lock.
- Single door towers, double door towers, 24" w and 30" w Side Access and Display towers include (2) locks. (Except full-height doors which include (1) lock)
- Front Access (only) towers with wardrobe include (3) locks. (Except full-height doors with wardrobe which include (2) locks)

Single door tower (50" h and 57" h) with no drawers include one fixed shelf and one adjustable shelf. 64" h includes one fixed shelf and two adjustable shelves. Fixed shelf is positioned just below worksurface height.

Critical Dimensions

Dimensions under, **w**, **d** and **h** are actual to the nearest 1/16"

42", 50", 57" and 64" Tower Internal Dimensions

- Box and M drawer height: 4⁵/₁₆"
- Box and M drawer width: 12¹/₁₆"
- Box and M drawer depth: 18³/₈"
- File drawer height: 9¹/₄"
- File drawer width: 12¹/₁₆"
- File drawer depth: 18³/₈"

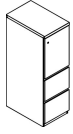
Note: All towers are configured from the top down with standard combinations of box and file drawers.

Storage Towers Steel Front - Recessed Pull

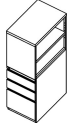
15" Wide Storage Towers

Series 2 Storage

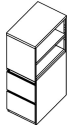
description	type	w	d	h	lock	pattern no.	P1	P2	P3
50" High Single Door tower with two file drawers (right hand shown)	left hand	14 ⁷ / ₈ "	23 ¹ / ₂ "	48 ⁵ / ₁₆ "	Y	DT4SLH5015FFL	\$1,675.	\$1,927.	\$2,009.
	right hand	14 ⁷ / ₈ "	23 ¹ / ₂ "	48 ⁵ / ₁₆ "	Y	DT4SRH5015FFL	1,675.	1,927.	2,009.



50" High Side Access Bookcase tower with two box and one file drawer (right hand shown)	left hand	14 ⁷ / ₈ "	23 ¹ / ₂ "	48 ⁵ / ₁₆ "	Y	DT4SBLH5015BBFL	1,672.	1,920.	2,005.
	right hand	14 ⁷ / ₈ "	23 ¹ / ₂ "	48 ⁵ / ₁₆ "	Y	DT4SBRH5015BBFL	1,672.	1,920.	2,005.



50" High Side Access Bookcase tower with two file drawers (right hand shown)	left hand	14 ⁷ / ₈ "	23 ¹ / ₂ "	48 ⁵ / ₁₆ "	Y	DT4SBLH5015FFL	1,585.	1,822.	1,901.
	right hand	14 ⁷ / ₈ "	23 ¹ / ₂ "	48 ⁵ / ₁₆ "	Y	DT4SBRH5015FFL	1,585.	1,822.	1,901.



Order Code

Example:	DT4SBLH5715BBFL-117
DT4	Series 2 Steel Front, Recessed Pull
SB	Side Access Bookcase
LH	Left Hand Access
57	57" High
15	15" Wide
B	Box Drawer
B	Box Drawer
F	File Drawer
L	Locking
117	Soft Grey paint finish

Specification Information

For non-locking towers, deduct as follows from the list price for each unit: Deduct \$30 for (1) lock unit, \$60 for (2) lock unit, and \$75 for a (3) lock unit. Substitute the "L" suffix with an "N" within the pattern number to designate a non-locking unit, example (DT4SLH5015BBFN)

Application Notes

Hanging rails and other accessories are not included and must be ordered separately. Hanging rails are included with 24" and 30" wide lateral drawers only. (See *Tower Accessories for pricing and order entry information*)

Half depth adjustable shelves and coat hooks may be ordered separately allowing the cupboard area of the 15", 24" and 30" wide towers to support binders as well as shorter coats. (See *Tower Accessories for pricing and order entry information*) Note: Series 2 Steel front doors are standard without a handle. Handles may be ordered for cupboard doors as a special.

- 15" w Side Access and Display towers include (1) lock.
- Single door towers, double door towers, 24" w and 30" w Side Access and Display towers include (2) locks. (Except full-height doors which include (1) lock)
- Front Access (only) towers with wardrobe include (3) locks. (Except full-height doors with wardrobe which include (2) locks)

Single door tower (50" h and 57" h) with no drawers include one fixed shelf and one adjustable shelf. 64" h includes one fixed shelf and two adjustable shelves. Fixed shelf is positioned just below worksurface height.

Critical Dimensions

Dimensions under, **w**, **d** and **h** are actual to the nearest 1/16"

42", 50", 57" and 64" Tower Internal Dimensions

- Box and M drawer height: 4⁵/₁₆"
- Box and M drawer width: 12¹/₁₆"
- Box and M drawer depth: 18³/₈"
- File drawer height: 9¹/₄"
- File drawer width: 12¹/₁₆"
- File drawer depth: 18³/₈"

Note: All towers are configured from the top down with standard combinations of box and file drawers.

"M" drawers consisting of a box drawer body with a file drawer head are available by substituting any two "B" or any one "F" character within the pattern number, example (DT4SLH5015MFN). Multiple "M" drawers may be specified providing they equal the total modules available.

A 6" drawer, behind a cupboard door is available by adding the numeral 1 to the end of the pattern number, example (DT4SLH6415BBFL1)

Note: 6" drawers behind doors are not available within the wardrobe portion of towers. Drawers behind doors are painted black.

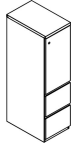
Note: Drawer behind door list pricing is as follows: 1= \$255

Storage Towers Steel Front - Recessed Pull

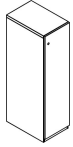
15" Wide Storage Towers

Series 2 Storage

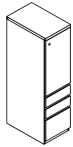
description	type	w	d	h	lock	pattern no.	P1	P2	P3
57" High Single Door tower with two file drawers (right hand shown)	left hand	14 ⁷ / ₈ "	23 ¹ / ₂ "	56 ³ / ₁₆ "	Y	DT4SLH5715FFL	\$1,718.	\$1,978.	\$2,061.
	right hand	14 ⁷ / ₈ "	23 ¹ / ₂ "	56 ³ / ₁₆ "	Y	DT4SRH5715FFL	1,718.	1,978.	2,061.



57" High Single Door tower with no drawers (right hand shown)	left hand	14 ⁷ / ₈ "	23 ¹ / ₂ "	56 ³ / ₁₆ "	Y	DT4SLH5715L	1,789.	1,967.	2,146.
	right hand	14 ⁷ / ₈ "	23 ¹ / ₂ "	56 ³ / ₁₆ "	Y	DT4SRH5715L	1,789.	1,967.	2,146.



57" High Single Door tower with two box and one file drawer (right hand shown)	left hand	14 ⁷ / ₈ "	23 ¹ / ₂ "	56 ³ / ₁₆ "	Y	DT4SLH5715BBFL	1,901.	2,185.	2,281.
	right hand	14 ⁷ / ₈ "	23 ¹ / ₂ "	56 ³ / ₁₆ "	Y	DT4SRH5715BBFL	1,901.	2,185.	2,281.



Order Code

Example:	DT4SBLH5715BBFL-117
DT4	Series 2 Steel Front, Recessed Pull
SB	Side Access Bookcase
LH	Left Hand Access
57	57" High
15	15" Wide
B	Box Drawer
B	Box Drawer
F	File Drawer
L	Locking
117	Soft Grey paint finish

Specification Information

For non-locking towers, deduct as follows from the list price for each unit: Deduct \$30 for (1) lock unit, \$60 for (2) lock unit, and \$75 for a (3) lock unit. Substitute the "L" suffix with an "N" within the pattern number to designate a non-locking unit, example (DT4SLH5015BBFN)

"M" drawers consisting of a box drawer body with a file drawer head are available by substituting any two "B" or any one "F" character within the pattern number, example (DT4SLH5015MFN). Multiple "M" drawers may be specified providing they equal the total modules available.

A 6" drawer, behind a cupboard door is available by adding the numeral 1 to the end of the pattern number, example (DT4SLH6415BBFL1)

Note: 6" drawers behind doors are not available within the wardrobe portion of towers. Drawers behind doors are painted black.

Note: Drawer behind door list pricing is as follows: 1= \$255

Application Notes

Hanging rails and other accessories are not included and must be ordered separately. Hanging rails are included with 24" and 30" wide lateral drawers only. (See *Tower Accessories for pricing and order entry information*)

Half depth adjustable shelves and coat hooks may be ordered separately allowing the cupboard area of the 15", 24" and 30" wide towers to support binders as well as shorter coats. (See *Tower Accessories for pricing and order entry information*)*Note: Series 2 Steel front doors are standard without a handle. Handles may be ordered for cupboard doors as a special.*

- 15" w Side Access and Display towers include (1) lock.
- Single door towers, double door towers, 24" w and 30" w Side Access and Display towers include (2) locks. (Except full-height doors which include (1) lock)
- Front Access (only) towers with wardrobe include (3) locks. (Except full-height doors with wardrobe which include (2) locks)

Single door tower (50" h and 57" h) with no drawers include one fixed shelf and one adjustable shelf. 64" h includes one fixed shelf and two adjustable shelves. Fixed shelf is positioned just below worksurface height.

Critical Dimensions

Dimensions under, **w**, **d** and **h** are actual to the nearest ¹/₁₆"

42", 50", 57" and 64" Tower Internal Dimensions

- Box and M drawer height: 4⁵/₁₆"
- Box and M drawer width: 12¹/₁₆"
- Box and M drawer depth: 18³/₈"
- File drawer height: 9¹/₄"
- File drawer width: 12¹/₁₆"
- File drawer depth: 18³/₈"

Note: All towers are configured from the top down with standard combinations of box and file drawers.

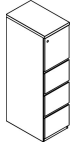
Storage Towers Steel Front - Recessed Pull

15" Wide Storage Towers

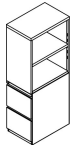
Series 2 Storage

Series 2 Steel Front Storage

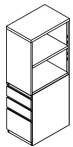
description	type	w	d	h	lock	pattern no.	P1	P2	P3
57" High Single Door tower with three file drawers (right hand shown)	left hand	14 ⁷ / ₈ "	23 ¹ / ₂ "	56 ³ / ₁₆ "	Y	DT4SLH5715FFFL	\$1,923.	\$2,211.	\$2,303.
	right hand	14 ⁷ / ₈ "	23 ¹ / ₂ "	56 ³ / ₁₆ "	Y	DT4SRH5715FFFL	1,923.	2,211.	2,303.



57" High Side Access Bookcase tower with two file drawers (right hand shown)	left hand	14 ⁷ / ₈ "	23 ¹ / ₂ "	56 ³ / ₁₆ "	Y	DT4SBLH5715FFL	1,718.	1,978.	2,061.
	right hand	14 ⁷ / ₈ "	23 ¹ / ₂ "	56 ³ / ₁₆ "	Y	DT4SBRH5715FFL	1,718.	1,978.	2,061.



57" High Side Access Bookcase tower with two box and one file drawer (right hand shown)	left hand	14 ⁷ / ₈ "	23 ¹ / ₂ "	56 ³ / ₁₆ "	Y	DT4SBLH5715BBFL	1,901.	2,185.	2,281.
	right hand	14 ⁷ / ₈ "	23 ¹ / ₂ "	56 ³ / ₁₆ "	Y	DT4SBRH5715BBFL	1,901.	2,185.	2,281.



Order Code

Example:	DT4SBLH5715BBFL-117
DT4	Series 2 Steel Front, Recessed Pull
SB	Side Access Bookcase
LH	Left Hand Access
57	57" High
15	15" Wide
B	Box Drawer
B	Box Drawer
F	File Drawer
L	Locking
117	Soft Grey paint finish

Specification Information

For non-locking towers, deduct as follows from the list price for each unit: Deduct \$30 for (1) lock unit, \$60 for (2) lock unit, and \$75 for a (3) lock unit. Substitute the "L" suffix with an "N" within the pattern number to designate a non-locking unit, example (DT4SLH5015BBFN)

Application Notes

"M" drawers consisting of a box drawer body with a file drawer head are available by substituting any two "B" or any one "F" character within the pattern number, example (DT4SLH5015MFN). Multiple "M" drawers may be specified providing they equal the total modules available.

A 6" drawer, behind a cupboard door is available by adding the numeral 1 to the end of the pattern number, example (DT4SLH6415BBFL1)

Note: 6" drawers behind doors are not available within the wardrobe portion of towers. Drawers behind doors are painted black.

Note: Drawer behind door list pricing is as follows: 1= \$255

Hanging rails and other accessories are not included and must be ordered separately. Hanging rails are included with 24" and 30" wide lateral drawers only. (See *Tower Accessories for pricing and order entry information*)

Half depth adjustable shelves and coat hooks may be ordered separately allowing the cupboard area of the 15", 24" and 30" wide towers to support binders as well as shorter coats. (See *Tower Accessories for pricing and order entry information*)*Note: Series 2 Steel front doors are standard without a handle. Handles may be ordered for cupboard doors as a special.*

- 15" w Side Access and Display towers include (1) lock.
- Single door towers, double door towers, 24" w and 30" w Side Access and Display towers include (2) locks. (Except full-height doors which include (1) lock)
- Front Access (only) towers with wardrobe include (3) locks. (Except full-height doors with wardrobe which include (2) locks)

Single door tower (50" h and 57" h) with no drawers include one fixed shelf and one adjustable shelf. 64" h includes one fixed shelf and two adjustable shelves. Fixed shelf is positioned just below worksurface height.

Critical Dimensions

Dimensions under, **w**, **d** and **h** are actual to the nearest ¹/₁₆"

42", 50", 57" and 64" Tower Internal Dimensions

- Box and M drawer height: 4⁵/₁₆"
- Box and M drawer width: 12¹/₁₆"
- Box and M drawer depth: 18³/₈"
- File drawer height: 9¹/₄"
- File drawer width: 12¹/₁₆"
- File drawer depth: 18³/₈"

Note: All towers are configured from the top down with standard combinations of box and file drawers.

Storage Towers Steel Front - Recessed Pull

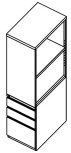
15" Wide Storage Towers

Series 2 Storage

description	type	w	d	h	lock	pattern no.	P1	P2	P3
64" High Single Door tower with no drawers (right hand shown)	left hand	14 ⁷ / ₈ "	23 ¹ / ₂ "	63 ³ / ₁₆ "	Y	DT4SLH6415L	\$1,864.	\$2,050.	\$2,236.
	right hand	14 ⁷ / ₈ "	23 ¹ / ₂ "	63 ³ / ₁₆ "	Y	DT4SRH6415L	1,864.	2,050.	2,236.

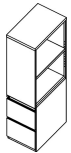


64" High Side Access Bookcase tower with two box and one file drawer (right hand shown)	left hand	14 ⁷ / ₈ "	23 ¹ / ₂ "	63 ³ / ₁₆ "	Y	DT4SBLH6415BBFL	1,728.	1,991.	2,074.
	right hand	14 ⁷ / ₈ "	23 ¹ / ₂ "	63 ³ / ₁₆ "	Y	DT4SBRH6415BBFL	1,728.	1,991.	2,074.



Note: Display towers are open to access on two sides, i.e., the front and one side.

64" High Side Access Bookcase tower with two file drawers (right hand shown)	left hand	14 ⁷ / ₈ "	23 ¹ / ₂ "	63 ³ / ₁₆ "	Y	DT4SBLH6415FFL	1,645.	1,891.	1,970.
	right hand	15"	23 ¹ / ₂ "	63 ³ / ₁₆ "	Y	DT4SBRH6415FFL	1,645.	1,891.	1,970.



Order Code

Example:	DT4SBLH5715BBFL-117
DT4	Series 2 Steel Front, Recessed Pull
SB	Side Access Bookcase
LH	Left Hand Access
57	57" High
15	15" Wide
B	Box Drawer
B	Box Drawer
F	File Drawer
L	Locking
117	Soft Grey paint finish

Specification Information

For non-locking towers, deduct as follows from the list price for each unit: Deduct \$30 for (1) lock unit, \$60 for (2) lock unit, and \$75 for a (3) lock unit. Substitute the "L" suffix with an "N" within the pattern number to designate a non-locking unit, example (DT4SLH5015BBFN)

Application Notes

Hanging rails and other accessories are not included and must be ordered separately. Hanging rails are included with 24" and 30" wide lateral drawers only. (See *Tower Accessories for pricing and order entry information*)

Half depth adjustable shelves and coat hooks may be ordered separately allowing the cupboard area of the 15", 24" and 30" wide towers to support binders as well as shorter coats. (See *Tower Accessories for pricing and order entry information*)*Note: Series 2 Steel front doors are standard without a handle. Handles may be ordered for cupboard doors as a special.*

- 15" w Side Access and Display towers include (1) lock.
- Single door towers, double door towers, 24" w and 30" w Side Access and Display towers include (2) locks. (Except full-height doors which include (1) lock)
- Front Access (only) towers with wardrobe include (3) locks. (Except full-height doors with wardrobe which include (2) locks)

Single door tower (50" h and 57" h) with no drawers include one fixed shelf and one adjustable shelf. 64" h includes one fixed shelf and two adjustable shelves. Fixed shelf is positioned just below worksurface height.

Critical Dimensions

Dimensions under, **w**, **d** and **h** are actual to the nearest ¹/₁₆"

42", 50", 57" and 64" Tower Internal Dimensions

- Box and M drawer height: 4⁵/₁₆"
- Box and M drawer width: 12¹/₁₆"
- Box and M drawer depth: 18³/₈"
- File drawer height: 9¹/₄"
- File drawer width: 12¹/₁₆"
- File drawer depth: 18³/₈"

Note: All towers are configured from the top down with standard combinations of box and file drawers.

"M" drawers consisting of a box drawer body with a file drawer head are available by substituting any two "B" or any one "F" character within the pattern number, example (DT4SLH5015MFN). Multiple "M" drawers may be specified providing they equal the total modules available.

A 6" drawer, behind a cupboard door is available by adding the numeral 1 to the end of the pattern number, example (DT4SLH6415BBFL1)

Note: 6" drawers behind doors are not available within the wardrobe portion of towers. Drawers behind doors are painted black.

Note: Drawer behind door list pricing is as follows: 1= \$255

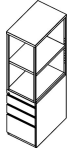
Storage Towers Steel Front - Recessed Pull

15" Wide Storage Towers

Series 2 Storage

Series 2 Steel Front Storage

description	type	w	d	h	lock	pattern no.	P1	P2	P3
64" High Side Access Display tower with two box and one file drawer (right hand shown)	left hand	14 ⁷ / ₈ "	23 ¹ / ₂ "	63 ⁵ / ₁₆ "	Y	DT4BDLH6415BBFL	\$1,750.	\$2,013.	\$2,102.
	right hand	14 ⁷ / ₈ "	23 ¹ / ₂ "	63 ⁵ / ₁₆ "	Y	DT4BDRH6415BBFL	1,750.	2,013.	2,102.



64" High Side Access Display tower with two file drawers (right hand shown)	left hand	14 ⁷ / ₈ "	23 ¹ / ₂ "	63 ⁵ / ₁₆ "	Y	DT4BDLH6415FFL	1,665.	1,916.	1,998.
	right hand	14 ⁷ / ₈ "	23 ¹ / ₂ "	63 ⁵ / ₁₆ "	Y	DT4BDRH6415FFL	1,665.	1,916.	1,998.



Note: Display towers are open to access on two sides, i.e., the front and one side.

64" High Single Door tower with four file drawers (right hand shown)	left hand	14 ⁷ / ₈ "	23 ¹ / ₂ "	63 ⁵ / ₁₆ "	Y	DT4SLH6415FFFLL	2,135.	2,454.	2,563.
	right hand	14 ⁷ / ₈ "	23 ¹ / ₂ "	63 ⁵ / ₁₆ "	Y	DT4SRH6415FFFLL	2,135.	2,454.	2,563.



Order Code

Example:	DT4SBLH5715BBFL-117
DT4	Series 2 Steel Front, Recessed Pull
SB	Side Access Bookcase
LH	Left Hand Access
57	57" High
15	15" Wide
B	Box Drawer
B	Box Drawer
F	File Drawer
L	Locking
117	Soft Grey paint finish

Specification Information

For non-locking towers, deduct as follows from the list price for each unit: Deduct \$30 for (1) lock unit, \$60 for (2) lock unit, and \$75 for a (3) lock unit. Substitute the "L" suffix with an "N" within the pattern number to designate a non-locking unit, example (DT4SLH5015BBFN)

Application Notes

Hanging rails and other accessories are not included and must be ordered separately. Hanging rails are included with 24" and 30" wide lateral drawers only. (See *Tower Accessories for pricing and order entry information*)

Half depth adjustable shelves and coat hooks may be ordered separately allowing the cupboard area of the 15", 24" and 30" wide towers to support binders as well as shorter coats. (See *Tower Accessories for pricing and order entry information*)*Note: Series 2 Steel front doors are standard without a handle. Handles may be ordered for cupboard doors as a special.*

- 15" w Side Access and Display towers include (1) lock.
- Single door towers, double door towers, 24" w and 30" w Side Access and Display towers include (2) locks. (Except full-height doors which include (1) lock)
- Front Access (only) towers with wardrobe include (3) locks. (Except full-height doors with wardrobe which include (2) locks)

Single door tower (50" h and 57" h) with no drawers include one fixed shelf and one adjustable shelf. 64" h includes one fixed shelf and two adjustable shelves. Fixed shelf is positioned just below worksurface height.

Critical Dimensions

Dimensions under, **w**, **d** and **h** are actual to the nearest ¹/₁₆"

42", 50", 57" and 64" Tower Internal Dimensions

- Box and M drawer height: 4⁵/₁₆"
- Box and M drawer width: 12¹/₁₆"
- Box and M drawer depth: 18³/₈"
- File drawer height: 9¹/₄"
- File drawer width: 12¹/₁₆"
- File drawer depth: 18³/₈"

Note: All towers are configured from the top down with standard combinations of box and file drawers.

"M" drawers consisting of a box drawer body with a file drawer head are available by substituting any two "B" or any one "F" character within the pattern number, example (DT4SLH5015MFN). Multiple "M" drawers may be specified providing they equal the total modules available.

A 6" drawer, behind a cupboard door is available by adding the numeral 1 to the end of the pattern number, example (DT4SLH6415BBFL1)

Note: 6" drawers behind doors are not available within the wardrobe portion of towers. Drawers behind doors are painted black.

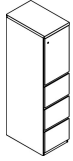
Note: Drawer behind door list pricing is as follows: 1= \$255

Storage Towers Steel Front - Recessed Pull

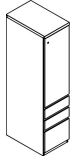
15" Wide Storage Towers

Series 2 Storage

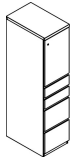
description	type	w	d	h	lock	pattern no.	P1	P2	P3
64" High Single Door tower with three file drawers (right hand shown)	left hand	14 ⁷ / ₈ "	23 ¹ / ₂ "	63 ⁵ / ₁₆ "	Y	DT4SLH6415FFFL	\$1,962.	\$2,259.	\$2,357.
	right hand	14 ⁷ / ₈ "	23 ¹ / ₂ "	63 ⁵ / ₁₆ "	Y	DT4SRH6415FFFL	1,962.	2,259.	2,357.



64" High Single Door tower with two box and one file drawer (right hand shown)	left hand	14 ⁷ / ₈ "	23 ¹ / ₂ "	63 ⁵ / ₁₆ "	Y	DT4SLH6415BBFL	1,945.	2,236.	2,333.
	right hand	14 ⁷ / ₈ "	23 ¹ / ₂ "	63 ⁵ / ₁₆ "	Y	DT4SRH6415BBFL	1,945.	2,236.	2,333.



64" High Single Door tower with two box and two file drawers (right hand shown)	left hand	14 ⁷ / ₈ "	23 ¹ / ₂ "	63 ⁵ / ₁₆ "	Y	DT4SLH6415BBFFL	2,104.	2,418.	2,524.
	right hand	14 ⁷ / ₈ "	23 ¹ / ₂ "	63 ⁵ / ₁₆ "	Y	DT4SRH6415BBFFL	2,104.	2,418.	2,524.



Order Code

Example:	DT4SBLH5715BBFL-117
DT4	Series 2 Steel Front, Recessed Pull
SB	Side Access Bookcase
LH	Left Hand Access
57	57" High
15	15" Wide
B	Box Drawer
B	Box Drawer
F	File Drawer
L	Locking
117	Soft Grey paint finish

Specification Information

For non-locking towers, deduct as follows from the list price for each unit: Deduct \$30 for (1) lock unit, \$60 for (2) lock unit, and \$75 for a (3) lock unit. Substitute the "L" suffix with an "N" within the pattern number to designate a non-locking unit, example (DT4SLH5015BBFN)

"M" drawers consisting of a box drawer body with a file drawer head are available by substituting any two "B" or any one "F" character within the pattern number, example (DT4SLH5015MFN). Multiple "M" drawers may be specified providing they equal the total modules available.

A 6" drawer, behind a cupboard door is available by adding the numeral 1 to the end of the pattern number, example (DT4SLH6415BBFL1)

Note: 6" drawers behind doors are not available within the wardrobe portion of towers. Drawers behind doors are painted black.

Note: Drawer behind door list pricing is as follows: 1= \$255

Application Notes

Hanging rails and other accessories are not included and must be ordered separately. Hanging rails are included with 24" and 30" wide lateral drawers only. (See *Tower Accessories for pricing and order entry information*)

Half depth adjustable shelves and coat hooks may be ordered separately allowing the cupboard area of the 15", 24" and 30" wide towers to support binders as well as shorter coats. (See *Tower Accessories for pricing and order entry information*)*Note: Series 2 Steel front doors are standard without a handle. Handles may be ordered for cupboard doors as a special.*

- 15" w Side Access and Display towers include (1) lock.
- Single door towers, double door towers, 24" w and 30" w Side Access and Display towers include (2) locks. (Except full-height doors which include (1) lock)
- Front Access (only) towers with wardrobe include (3) locks. (Except full-height doors with wardrobe which include (2) locks)

Single door tower (50" h and 57" h) with no drawers include one fixed shelf and one adjustable shelf. 64" h includes one fixed shelf and two adjustable shelves. Fixed shelf is positioned just below worksurface height.

Critical Dimensions

Dimensions under, **w**, **d** and **h** are actual to the nearest 1/16"

42", 50", 57" and 64" Tower Internal Dimensions

- Box and M drawer height: 4⁵/₁₆"
- Box and M drawer width: 12¹/₁₆"
- Box and M drawer depth: 18³/₈"
- File drawer height: 9¹/₄"
- File drawer width: 12¹/₁₆"
- File drawer depth: 18³/₈"

Note: All towers are configured from the top down with standard combinations of box and file drawers.

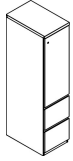
Storage Towers Steel Front - Recessed Pull

15" Wide Storage Towers

Series 2 Storage

Series 2 Steel Front Storage

description	type	w	d	h	lock	pattern no.	P1	P2	P3
64" High Single Door tower with two file drawers (right hand shown)	left hand	14 ⁷ / ₈ "	23 ¹ / ₂ "	63 ⁵ / ₁₆ "	Y	DT4SLH6415FFL	\$1,763.	\$2,028.	\$2,116.
	right hand	14 ⁷ / ₈ "	23 ¹ / ₂ "	63 ⁵ / ₁₆ "	Y	DT4SRH6415FFL	1,763.	2,028.	2,116.



Order Code

Example:	DT4SBLH5715BBFL-117
DT4	Series 2 Steel Front, Recessed Pull
SB	Side Access Bookcase
LH	Left Hand Access
57	57" High
15	15" Wide
B	Box Drawer
B	Box Drawer
F	File Drawer
L	Locking
117	Soft Grey paint finish

Specification Information

For non-locking towers, deduct as follows from the list price for each unit: Deduct \$30 for (1) lock unit, \$60 for (2) lock unit, and \$75 for a (3) lock unit. Substitute the "L" suffix with an "N" within the pattern number to designate a non-locking unit, example (DT4SLH5015BBFN)

Application Notes

"M" drawers consisting of a box drawer body with a file drawer head are available by substituting any two "B" or any one "F" character within the pattern number, example (DT4SLH5015MFN). Multiple "M" drawers may be specified providing they equal the total modules available.

A 6" drawer, behind a cupboard door is available by adding the numeral 1 to the end of the pattern number, example (DT4SLH6415BBFL1)

Note: 6" drawers behind doors are not available within the wardrobe portion of towers. Drawers behind doors are painted black.

Note: Drawer behind door list pricing is as follows: 1= \$255

Hanging rails and other accessories are not included and must be ordered separately. Hanging rails are included with 24" and 30" wide lateral drawers only. (See *Tower Accessories for pricing and order entry information*)

Half depth adjustable shelves and coat hooks may be ordered separately allowing the cupboard area of the 15", 24" and 30" wide towers to support binders as well as shorter coats. (See *Tower Accessories for pricing and order entry information*)**Note: Series 2 Steel front doors are standard without a handle. Handles may be ordered for cupboard doors as a special.**

- 15" w Side Access and Display towers include (1) lock.
- Single door towers, double door towers, 24" w and 30" w Side Access and Display towers include (2) locks. (Except full-height doors which include (1) lock)
- Front Access (only) towers with wardrobe include (3) locks. (Except full-height doors with wardrobe which include (2) locks)

Single door tower (50" h and 57" h) with no drawers include one fixed shelf and one adjustable shelf. 64" h includes one fixed shelf and two adjustable shelves. Fixed shelf is positioned just below worksurface height.

Critical Dimensions

Dimensions under, **w**, **d** and **h** are actual to the nearest ¹/₁₆"

42", 50", 57" and 64" Tower Internal Dimensions

- Box and M drawer height: 4⁵/₁₆"
- Box and M drawer width: 12¹/₁₆"
- Box and M drawer depth: 18³/₈"
- File drawer height: 9¹/₄"
- File drawer width: 12¹/₁₆"
- File drawer depth: 18³/₈"

Note: All towers are configured from the top down with standard combinations of box and file drawers.

Storage Towers Steel Front - Recessed Pull

24" Wide Storage Towers

Series 2 Storage

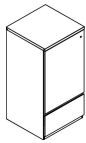
description	type	w	d	h	lock	pattern no.	P1	P2	P3
42" High Side Access Bookcase with two box and one file drawer with wardrobe (left hand shown)	left hand	23 ⁷ / ₈ "	23 ¹ / ₂ "	41 ⁵ / ₁₆ "	Y	DT4WSBLH4224BBFL	\$2,294.	\$2,638.	\$2,755.
	right hand	23 ⁷ / ₈ "	23 ¹ / ₂ "	41 ⁵ / ₁₆ "	Y	DT4WSBRH4224BBFL	2,294.	2,638.	2,755.



42" High Side Access Bookcase with two file drawers with wardrobe (left hand shown)	left hand	23 ⁷ / ₈ "	23 ¹ / ₂ "	41 ⁵ / ₁₆ "	Y	DT4WSBLH4224FFL	2,207.	2,539.	2,649.
	right hand	23 ⁷ / ₈ "	23 ¹ / ₂ "	41 ⁵ / ₁₆ "	Y	DT4WSBRH4224FFL	2,207.	2,539.	2,649.



50" High Single Door tower with wide drawer (left hand shown)	left hand	23 ⁷ / ₈ "	23 ¹ / ₂ "	48 ⁵ / ₁₆ "	Y	DT4SLH5024WL	1,576.	1,813.	1,893.
	right hand	23 ⁷ / ₈ "	23 ¹ / ₂ "	48 ⁵ / ₁₆ "	Y	DT4SRH5024WL	1,576.	1,813.	1,893.



Order Code

Example:	DT4SBLH5724BBFL-117
DT4	Series 2 Steel Front, Recessed Pull
SB	Side Access Bookcase
LH	Left Hand Access
57	57" High
24	24" Wide
B	Box Drawer
B	Box Drawer
F	File Drawer
L	Locking
117	Soft Grey paint finish

Specification Information

For non-locking towers, deduct as follows from the list price for each unit: Deduct \$30 for (1) lock unit, \$60 for (2) lock unit, and \$75 for a (3) lock unit. Substitute the "L" suffix with an "N" within the pattern number to designate a non-locking unit, example (DT4SLH6424BBFN)

"M" drawers consisting of a box drawer body with a file drawer head are available by substituting any two "B" or any one "F" character within the pattern number, example (DT4SLH6424MFN). Multiple "M" drawers may be specified providing they equal the total modules available.

A 6" drawer, behind a cupboard door is available by adding the numeral 1 to the end of the pattern number, example (DT4SLH6424BBFL1)

Note: 6" drawer behind doors are not available within the wardrobe portion of towers. Drawers behind doors are painted black.

Application Notes

Hanging rails and other accessories are not included and must be ordered separately. Hanging rails are included with 24" and 30" wide lateral drawers only. (See *Tower Accessories for pricing and order entry information*)

Half depth adjustable shelves and coat hooks may be ordered separately allowing the cupboard and wardrobe area of the 15", 24" and 30" wide towers to support binders as well as shorter coats. (See *Tower Accessories for pricing and order entry information*)

- 15" Side Access and Display towers include (1) lock.
- Single door towers, double door towers, 24" w and 30" w Side Access and Display towers include (2) locks. (Except full-height doors which include (1) lock)
- Front Access (only) towers with wardrobe include (3) locks. (Except full-height doors with wardrobe which include (2) locks)

Critical Dimensions

Dimensions under, **w**, **d** and **h** are actual to the nearest 1/16"

50", 57" and 64" Tower Internal Dimensions

- Box and M drawer height: 4³/₁₆"
- Box and M drawer width: 12¹/₁₆"
- Box and M drawer depth: 18³/₈"
- File drawer height: 9¹/₄"
- File drawer width: 12¹/₁₆"
- File drawer depth: 18³/₈"
- Wide drawer height: 9⁷/₁₆"
- Wide drawer width: 20³/₄"
- Wide drawer depth: 22⁷/₈"

Note: All towers are configured from the top down with standard combinations of box and file drawers.

Note: Drawer behind door list pricing is as follows: 1= \$255

Note: Series 2 Steel front doors are standard without a handle. Handles may be ordered for cupboard doors as a special.

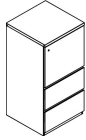
Storage Towers Steel Front - Recessed Pull

24" Wide Storage Towers

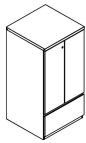
Series 2 Storage

Series 2 Steel Front Storage

description	type	w	d	h	lock	pattern no.	P1	P2	P3
50" High Single Door tower with two wide drawers (left hand shown)	left hand	23 7/8"	23 1/2"	48 7/16"	Y	DT4SLH5024WWL	\$1,836.	\$2,114.	\$2,207.
	right hand	23 7/8"	23 1/2"	48 7/16"	Y	DT4SRH5024WWL	1,836.	2,114.	2,207.

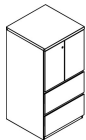


50" High Double Door tower with one wide drawer		23 7/8"	23 1/2"	48 7/16"	Y	DT4D5024WL	1,943.	2,233.	2,331.
---	--	---------	---------	----------	---	------------	--------	--------	--------



24" and 30" wide double door cabinets may be ordered with a grommet option located in the back of the case by adding a "G" between the 4th and 5th character of the pattern number, example (DT4DG6424WL). Add \$100 list for this option. **Note**, by adding a "G" option, the cabinet will also receive AV hinged doors.

50" High Double Door tower with two wide drawers		23 7/8"	23 1/2"	48 7/16"	Y	DT4D5024WWL	2,230.	2,565.	2,677.
--	--	---------	---------	----------	---	-------------	--------	--------	--------



24" and 30" wide double door cabinets may be ordered with a grommet option located in the back of the case by adding a "G" between the 4th and 5th character of the pattern number, example (DT4DG6424WL). Add \$100 list for this option. **Note**, by adding a "G" option, the cabinet will also receive AV hinged doors.

Order Code

Example:	DT4SBLH5724BBFL-117
DT4	Series 2 Steel Front, Recessed Pull
SB	Side Access Bookcase
LH	Left Hand Access
57	57" High
24	24" Wide
B	Box Drawer
B	Box Drawer
F	File Drawer
L	Locking
117	Soft Grey paint finish

Specification Information

For non-locking towers, deduct as follows from the list price for each unit: Deduct \$30 for (1) lock unit, \$60 for (2) lock unit, and \$75 for a (3) lock unit. Substitute the "L" suffix with an "N" within the pattern number to designate a non-locking unit, example (DT4SLH6424BBFN)

Application Notes

Hanging rails and other accessories are not included and must be ordered separately. Hanging rails are included with 24" and 30" wide lateral drawers only. (See *Tower Accessories for pricing and order entry information*)

Half depth adjustable shelves and coat hooks may be ordered separately allowing the cupboard and wardrobe area of the 15", 24" and 30" wide towers to support binders as well as shorter coats. (See *Tower Accessories for pricing and order entry information*)

- 15" w Side Access and Display towers include (1) lock.
- Single door towers, double door towers, 24" w and 30" w Side Access and Display towers include (2) locks. (Except full-height doors which include (1) lock)
- Front Access (only) towers with wardrobe include (3) locks. (Except full-height doors with wardrobe which include (2) locks)

Critical Dimensions

Dimensions under, **w**, **d** and **h** are actual to the nearest 1/16"

50", 57" and 64" Tower Internal Dimensions

- Box and M drawer height: 4 7/16"
- Box and M drawer width: 12 1/16"
- Box and M drawer depth: 18 3/8"
- File drawer height: 9 1/4"
- File drawer width: 12 1/16"
- File drawer depth: 18 3/8"
- Wide drawer height: 9 7/16"
- Wide drawer width: 20 3/4"
- Wide drawer depth: 22 7/8"

Note: All towers are configured from the top down with standard combinations of box and file drawers.

Note: Drawer behind door list pricing is as follows: 1= \$255

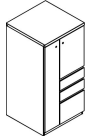
Note: Series 2 Steel front doors are standard without a handle. Handles may be ordered for cupboard doors as a special.

Storage Towers Steel Front - Recessed Pull

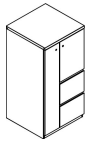
24" Wide Storage Towers

Series 2 Storage

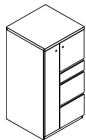
description	type	w	d	h	lock	pattern no.	P1	P2	P3
50" High tower with two box and one file drawer and door and wardrobe (left hand shown)	left hand	23 7/8"	23 1/2"	48 5/16"	Y	DT4WSLH5024BBFL	\$2,109.	\$2,426.	\$2,529.
	right hand	23 7/8"	23 1/2"	48 5/16"	Y	DT4WSRH5024BBFL	2,109.	2,426.	2,529.



50" High tower with two file drawers and door and wardrobe (left hand shown)	left hand	23 7/8"	23 1/2"	48 5/16"	Y	DT4WSLH5024FFL	1,895.	2,178.	2,273.
	right hand	23 7/8"	23 1/2"	48 5/16"	Y	DT4WSRH5024FFL	1,895.	2,178.	2,273.



50" High tower with one box and two file drawers and door and wardrobe (left hand shown)	left hand	23 7/8"	23 1/2"	48 5/16"	Y	DT4WSLH5024BBFL	2,207.	2,538.	2,648.
	right hand	23 7/8"	23 1/2"	48 5/16"	Y	DT4WSRH5024BBFL	2,207.	2,538.	2,648.



Order Code

Example:	DT4SBLH5724BBFL-117
DT4	Series 2 Steel Front, Recessed Pull
SB	Side Access Bookcase
LH	Left Hand Access
57	57" High
24	24" Wide
B	Box Drawer
B	Box Drawer
F	File Drawer
L	Locking
117	Soft Grey paint finish

Specification Information

For non-locking towers, deduct as follows from the list price for each unit: Deduct \$30 for (1) lock unit, \$60 for (2) lock unit, and \$75 for a (3) lock unit. Substitute the "L" suffix with an "N" within the pattern number to designate a non-locking unit, example (DT4SLH6424BBFN)

"M" drawers consisting of a box drawer body with a file drawer head are available by substituting any two "B" or any one "F" character within the pattern number, example (DT4SLH6424MFN). Multiple "M" drawers may be specified providing they equal the total modules available.

A 6" drawer, behind a cupboard door is available by adding the numeral 1 to the end of the pattern number, example (DT4SLH6424BBFL1)

Note: 6" drawer behind doors are not available within the wardrobe portion of towers. Drawers behind doors are painted black.

Application Notes

Hanging rails and other accessories are not included and must be ordered separately. Hanging rails are included with 24" and 30" wide lateral drawers only. (See *Tower Accessories for pricing and order entry information*)

Half depth adjustable shelves and coat hooks may be ordered separately allowing the cupboard and wardrobe area of the 15", 24" and 30" wide towers to support binders as well as shorter coats. (See *Tower Accessories for pricing and order entry information*)

- 15" w Side Access and Display towers include (1) lock.
- Single door towers, double door towers, 24" w and 30" w Side Access and Display towers include (2) locks. (Except full-height doors which include (1) lock)
- Front Access (only) towers with wardrobe include (3) locks. (Except full-height doors with wardrobe which include (2) locks)

Critical Dimensions

Dimensions under, **w**, **d** and **h** are actual to the nearest 1/16"

50", 57" and 64" Tower Internal Dimensions

- Box and M drawer height: 4 3/16"
- Box and M drawer width: 12 1/16"
- Box and M drawer depth: 18 3/8"
- File drawer height: 9 1/4"
- File drawer width: 12 1/16"
- File drawer depth: 18 3/8"
- Wide drawer height: 9 7/16"
- Wide drawer width: 20 3/4"
- Wide drawer depth: 22 7/8"

Note: All towers are configured from the top down with standard combinations of box and file drawers.

Note: Drawer behind door list pricing is as follows: 1= \$255

Note: Series 2 Steel front doors are standard without a handle. Handles may be ordered for cupboard doors as a special.

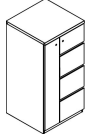
Storage Towers Steel Front - Recessed Pull

24" Wide Storage Towers

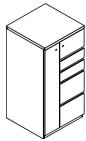
Series 2 Storage

Series 2 Steel Front Storage

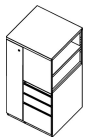
description	type	w	d	h	lock	pattern no.	P1	P2	P3
50" High tower with three file drawers and door and wardrobe (left hand shown)	left hand	23 ⁷ / ₈ "	23 ¹ / ₂ "	48 ⁵ / ₁₆ "	Y	DT4WSLH5024FFFL	\$2,219.	\$2,550.	\$2,660.
	right hand	23 ⁷ / ₈ "	23 ¹ / ₂ "	48 ⁵ / ₁₆ "	Y	DT4WSRH5024FFFL	2,219.	2,550.	2,660.



50" High tower with two box and two file drawers and door and wardrobe (left hand shown)	left hand	23 ⁷ / ₈ "	23 ¹ / ₂ "	48 ⁵ / ₁₆ "	Y	DT4WSLH5024BBFFL	2,421.	2,785.	2,906.
	right hand	23 ⁷ / ₈ "	23 ¹ / ₂ "	48 ⁵ / ₁₆ "	Y	DT4WSRH5024BBFFL	2,421.	2,785.	2,906.



50" High Side Access Bookcase with two box and one file drawer with wardrobe (left hand shown)	left hand	23 ⁷ / ₈ "	23 ¹ / ₂ "	48 ⁵ / ₁₆ "	Y	DT4WSBLH5024BBFL	2,305.	2,653.	2,770.
	right hand	23 ⁷ / ₈ "	23 ¹ / ₂ "	48 ⁵ / ₁₆ "	Y	DT4WSBRH5024BBFL	2,305.	2,653.	2,770.



Order Code

Example:	DT4SBLH5724BBFL-117
DT4	Series 2 Steel Front, Recessed Pull
SB	Side Access Bookcase
LH	Left Hand Access
57	57" High
24	24" Wide
B	Box Drawer
B	Box Drawer
F	File Drawer
L	Locking
117	Soft Grey paint finish

Specification Information

For non-locking towers, deduct as follows from the list price for each unit: Deduct \$30 for (1) lock unit, \$60 for (2) lock unit, and \$75 for a (3) lock unit. Substitute the "L" suffix with an "N" within the pattern number to designate a non-locking unit, example (DT4SLH6424BBFN)

"M" drawers consisting of a box drawer body with a file drawer head are available by substituting any two "B" or any one "F" character within the pattern number, example (DT4SLH6424MFN). Multiple "M" drawers may be specified providing they equal the total modules available.

A 6" drawer, behind a cupboard door is available by adding the numeral 1 to the end of the pattern number, example (DT4SLH6424BBFL1)

Note: 6" drawer behind doors are not available within the wardrobe portion of towers. Drawers behind doors are painted black.

Application Notes

Hanging rails and other accessories are not included and must be ordered separately. Hanging rails are included with 24" and 30" wide lateral drawers only. (See *Tower Accessories for pricing and order entry information*)

Half depth adjustable shelves and coat hooks may be ordered separately allowing the cupboard and wardrobe area of the 15", 24" and 30" wide towers to support binders as well as shorter coats. (See *Tower Accessories for pricing and order entry information*)

- 15" Side Access and Display towers include (1) lock.
- Single door towers, double door towers, 24" w and 30" w Side Access and Display towers include (2) locks. (Except full-height doors which include (1) lock)
- Front Access (only) towers with wardrobe include (3) locks. (Except full-height doors with wardrobe which include (2) locks)

Critical Dimensions

Dimensions under, **w**, **d** and **h** are actual to the nearest 1/16"

50", 57" and 64" Tower Internal Dimensions

- Box and M drawer height: 4³/₁₆"
- Box and M drawer width: 12¹/₁₆"
- Box and M drawer depth: 18³/₈"
- File drawer height: 9¹/₄"
- File drawer width: 12¹/₁₆"
- File drawer depth: 18³/₈"
- Wide drawer height: 9⁷/₁₆"
- Wide drawer width: 20³/₄"
- Wide drawer depth: 22⁷/₈"

Note: All towers are configured from the top down with standard combinations of box and file drawers.

Note: Drawer behind door list pricing is as follows: 1= \$255

Note: Series 2 Steel front doors are standard without a handle. Handles may be ordered for cupboard doors as a special.

Storage Towers Steel Front - Recessed Pull

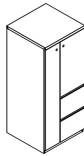
24" Wide Storage Towers

Series 2 Storage

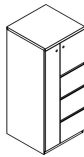
description	type	w	d	h	lock	pattern no.	P1	P2	P3
50" High Side Access Bookcase with two file drawers with wardrobe (left hand shown)	left hand	23 ⁷ / ₈ "	23 ¹ / ₂ "	48 ³ / ₁₆ "	Y	DT4WSBLH5024FFFL	\$2,219.	\$2,550.	\$2,660.
	right hand	23 ⁷ / ₈ "	23 ¹ / ₂ "	48 ³ / ₁₆ "	Y	DT4WSBRH5024FFFL	2,219.	2,550.	2,660.



57" High tower with two file drawers and door and wardrobe (left hand shown)	left hand	23 ⁷ / ₈ "	23 ¹ / ₂ "	56 ³ / ₁₆ "	Y	DT4WSLH5724FFFL	1,955.	2,248.	2,345.
	right hand	23 ⁷ / ₈ "	23 ¹ / ₂ "	56 ³ / ₁₆ "	Y	DT4WSRH5724FFFL	1,955.	2,248.	2,345.



57" High tower with three file drawers and door and wardrobe (left hand shown)	left hand	23 ⁷ / ₈ "	23 ¹ / ₂ "	56 ³ / ₁₆ "	Y	DT4WSLH5724FFFL	2,271.	2,612.	2,724.
	right hand	23 ⁷ / ₈ "	23 ¹ / ₂ "	56 ³ / ₁₆ "	Y	DT4WSRH5724FFFL	2,271.	2,612.	2,724.



Order Code

Example:	DT4SBLH5724BBFL-117
DT4	Series 2 Steel Front, Recessed Pull
SB	Side Access Bookcase
LH	Left Hand Access
57	57" High
24	24" Wide
B	Box Drawer
B	Box Drawer
F	File Drawer
L	Locking
117	Soft Grey paint finish

Specification Information

For non-locking towers, deduct as follows from the list price for each unit: Deduct \$30 for (1) lock unit, \$60 for (2) lock unit, and \$75 for a (3) lock unit. Substitute the "L" suffix with an "N" within the pattern number to designate a non-locking unit, example (DT4SLH6424BBFN)

"M" drawers consisting of a box drawer body with a file drawer head are available by substituting any two "B" or any one "F" character within the pattern number, example (DT4SLH6424MFN). Multiple "M" drawers may be specified providing they equal the total modules available.

A 6" drawer, behind a cupboard door is available by adding the numeral 1 to the end of the pattern number, example (DT4SLH6424BBFL1)

Note: 6" drawer behind doors are not available within the wardrobe portion of towers. Drawers behind doors are painted black.

Application Notes

Hanging rails and other accessories are not included and must be ordered separately. Hanging rails are included with 24" and 30" wide lateral drawers only. (See *Tower Accessories for pricing and order entry information*)

Half depth adjustable shelves and coat hooks may be ordered separately allowing the cupboard and wardrobe area of the 15", 24" and 30" wide towers to support binders as well as shorter coats. (See *Tower Accessories for pricing and order entry information*)

- 15" w Side Access and Display towers include (1) lock.
- Single door towers, double door towers, 24" w and 30" w Side Access and Display towers include (2) locks. (Except full-height doors which include (1) lock)
- Front Access (only) towers with wardrobe include (3) locks. (Except full-height doors with wardrobe which include (2) locks)

Critical Dimensions

Dimensions under, **w**, **d** and **h** are actual to the nearest ¹/₁₆"

50", 57" and 64" Tower Internal Dimensions

- Box and M drawer height: 4³/₁₆"
- Box and M drawer width: 12¹/₁₆"
- Box and M drawer depth: 18³/₈"
- File drawer height: 9¹/₄"
- File drawer width: 12¹/₁₆"
- File drawer depth: 18³/₈"
- Wide drawer height: 9⁷/₁₆"
- Wide drawer width: 20³/₄"
- Wide drawer depth: 22⁷/₈"

Note: All towers are configured from the top down with standard combinations of box and file drawers.

Note: Drawer behind door list pricing is as follows: 1= \$255

Note: Series 2 Steel front doors are standard without a handle. Handles may be ordered for cupboard doors as a special.

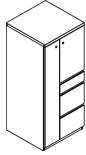
Storage Towers Steel Front - Recessed Pull

24" Wide Storage Towers

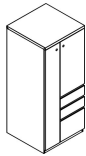
Series 2 Storage

Series 2 Steel Front Storage

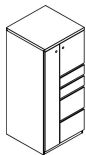
description	type	w	d	h	lock	pattern no.	P1	P2	P3
57" High tower with one box and two file drawers and door and wardrobe (left hand shown)	left hand	23 ⁷ / ₈ "	23 ¹ / ₂ "	56 ³ / ₁₆ "	Y	DT4WSLH5724BBFL	\$2,303.	\$2,651.	\$2,764.
	right hand	23 ⁷ / ₈ "	23 ¹ / ₂ "	56 ³ / ₁₆ "	Y	DT4WSRH5724BBFL	2,303.	2,651.	2,764.



57" High tower with two box and one file drawer and door and wardrobe (left hand shown)	left hand	23 ⁷ / ₈ "	23 ¹ / ₂ "	56 ³ / ₁₆ "	Y	DT4WSLH5724BBFL	2,184.	2,512.	2,621.
	right hand	23 ⁷ / ₈ "	23 ¹ / ₂ "	56 ³ / ₁₆ "	Y	DT4WSRH5724BBFL	2,184.	2,512.	2,621.



57" High tower with two box and two file drawers and door and wardrobe (left hand shown)	left hand	23 ⁷ / ₈ "	23 ¹ / ₂ "	56 ³ / ₁₆ "	Y	DT4WSLH5724BBFL	2,474.	2,844.	2,965.
--	-----------	----------------------------------	----------------------------------	-----------------------------------	---	-----------------	--------	--------	--------



Order Code

Example:	DT4SBLH5724BBFL-117
DT4	Series 2 Steel Front, Recessed Pull
SB	Side Access Bookcase
LH	Left Hand Access
57	57" High
24	24" Wide
B	Box Drawer
B	Box Drawer
F	File Drawer
L	Locking
117	Soft Grey paint finish

Specification Information

For non-locking towers, deduct as follows from the list price for each unit: Deduct \$30 for (1) lock unit, \$60 for (2) lock unit, and \$75 for a (3) lock unit. Substitute the "L" suffix with an "N" within the pattern number to designate a non-locking unit, example (DT4SLH6424BBFN)

Application Notes

- Hanging rails and other accessories are not included and must be ordered separately. Hanging rails are included with 24" and 30" wide lateral drawers only. (See *Tower Accessories for pricing and order entry information*)
- Half depth adjustable shelves and coat hooks may be ordered separately allowing the cupboard and wardrobe area of the 15", 24" and 30" wide towers to support binders as well as shorter coats. (See *Tower Accessories for pricing and order entry information*)
- 15" w Side Access and Display towers include (1) lock.
 - Single door towers, double door towers, 24" w and 30" w Side Access and Display towers include (2) locks. (Except full-height doors which include (1) lock)
 - Front Access (only) towers with wardrobe include (3) locks. (Except full-height doors with wardrobe which include (2) locks)

Critical Dimensions

Dimensions under, **w**, **d** and **h** are actual to the nearest ¹/₁₆"

50", 57" and 64" Tower Internal Dimensions

- Box and M drawer height: 4⁷/₁₆"
- Box and M drawer width: 12¹/₁₆"
- Box and M drawer depth: 18³/₈"
- File drawer height: 9¹/₄"
- File drawer width: 12¹/₁₆"
- File drawer depth: 18³/₈"
- Wide drawer height: 9⁷/₁₆"
- Wide drawer width: 20³/₄"
- Wide drawer depth: 22⁷/₈"

Note: All towers are configured from the top down with standard combinations of box and file drawers.

Note: Drawer behind door list pricing is as follows: 1= \$255

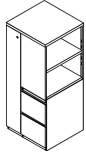
Note: Series 2 Steel front doors are standard without a handle. Handles may be ordered for cupboard doors as a special.

Storage Towers Steel Front - Recessed Pull

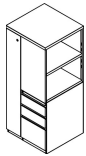
24" Wide Storage Towers

Series 2 Storage

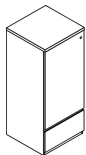
description	type	w	d	h	lock	pattern no.	P1	P2	P3
57" High Side Access Bookcase with two file drawers with wardrobe (left hand shown)	left hand	23 ⁷ / ₈ "	23 ¹ / ₂ "	56 ³ / ₁₆ "	Y	DT4WSBLH5724FFL	\$2,311.	\$2,658.	\$2,773.
	right hand	23 ⁷ / ₈ "	23 ¹ / ₂ "	56 ³ / ₁₆ "	Y	DT4WSBRH5724FFL	2,311.	2,658.	2,773.



57" High Side Access Bookcase with two box and one file drawer with wardrobe (left hand shown)	left hand	23 ⁷ / ₈ "	23 ¹ / ₂ "	56 ³ / ₁₆ "	Y	DT4WSBLH5724BBFL	2,397.	2,756.	2,877.
	right hand	23 ⁷ / ₈ "	23 ¹ / ₂ "	56 ³ / ₁₆ "	Y	DT4WSBRH5724BBFL	2,397.	2,756.	2,877.



57" High Single Door tower with wide drawer (left hand shown)	left hand	23 ⁷ / ₈ "	23 ¹ / ₂ "	56 ³ / ₁₆ "	Y	DT4SLH5724WL	1,628.	1,872.	1,953.
	right hand	23 ⁷ / ₈ "	23 ¹ / ₂ "	56 ³ / ₁₆ "	Y	DT4SRH5724WL	1,628.	1,872.	1,953.



Order Code

Example:	DT4SBLH5724BBFL-117
DT4	Series 2 Steel Front, Recessed Pull
SB	Side Access Bookcase
LH	Left Hand Access
57	57" High
24	24" Wide
B	Box Drawer
B	Box Drawer
F	File Drawer
L	Locking
117	Soft Grey paint finish

Specification Information

For non-locking towers, deduct as follows from the list price for each unit: Deduct \$30 for (1) lock unit, \$60 for (2) lock unit, and \$75 for a (3) lock unit. Substitute the "L" suffix with an "N" within the pattern number to designate a non-locking unit, example (DT4SLH6424BBFN)

Application Notes

"M" drawers consisting of a box drawer body with a file drawer head are available by substituting any two "B" or any one "F" character within the pattern number, example (DT4SLH6424MFN). Multiple "M" drawers may be specified providing they equal the total modules available.

A 6" drawer, behind a cupboard door is available by adding the numeral 1 to the end of the pattern number, example (DT4SLH6424BBFL1)

Note: 6" drawer behind doors are not available within the wardrobe portion of towers. Drawers behind doors are painted black.

Hanging rails and other accessories are not included and must be ordered separately. Hanging rails are included with 24" and 30" wide lateral drawers only. (See *Tower Accessories for pricing and order entry information*)

Half depth adjustable shelves and coat hooks may be ordered separately allowing the cupboard and wardrobe area of the 15", 24" and 30" wide towers to support binders as well as shorter coats. (See *Tower Accessories for pricing and order entry information*)

- 15" w Side Access and Display towers include (1) lock.
- Single door towers, double door towers, 24" w and 30" w Side Access and Display towers include (2) locks. (Except full-height doors which include (1) lock)
- Front Access (only) towers with wardrobe include (3) locks. (Except full-height doors with wardrobe which include (2) locks)

Critical Dimensions

Dimensions under, **w**, **d** and **h** are actual to the nearest 1/16"

50", 57" and 64" Tower Internal Dimensions

- Box and M drawer height: 4³/₁₆"
- Box and M drawer width: 12¹/₁₆"
- Box and M drawer depth: 18³/₈"
- File drawer height: 9¹/₄"
- File drawer width: 12¹/₁₆"
- File drawer depth: 18³/₈"
- Wide drawer height: 9⁷/₁₆"
- Wide drawer width: 20³/₄"
- Wide drawer depth: 22⁷/₈"

Note: All towers are configured from the top down with standard combinations of box and file drawers.

Note: Drawer behind door list pricing is as follows: 1= \$255

Note: Series 2 Steel front doors are standard without a handle. Handles may be ordered for cupboard doors as a special.

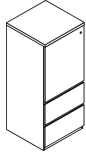
Storage Towers Steel Front - Recessed Pull

24" Wide Storage Towers

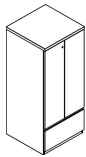
Series 2 Storage

Series 2 Steel Front Storage

description	type	w	d	h	lock	pattern no.	P1	P2	P3
57" High Single Door tower with two wide drawers (left hand shown)	left hand	23 7/8"	23 1/2"	56 3/16"	Y	DT4SLH5724WWL	\$1,905.	\$2,191.	\$2,286.
	right hand	23 7/8"	23 1/2"	56 3/16"	Y	DT4SRH5724WWL	1,905.	2,191.	2,286.

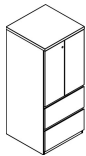


57" High Double Door tower with one wide drawer		23 7/8"	23 1/2"	56 3/16"	Y	DT4D5724WL	1,982.	2,280.	2,377.
---	--	---------	---------	----------	---	------------	--------	--------	--------



24" and 30" wide double door cabinets may be ordered with a grommet option located in the back of the case by adding a "G" between the 4th and 5th character of the pattern number, example (DT4DG5724WL). Add \$100 list for this option. **Note**, by adding a "G" option, the cabinet will also receive AV hinged doors.

57" High Double Door tower with two wide drawers		23 7/8"	23 1/2"	56 3/16"	Y	DT4D5724WWL	2,337.	2,688.	2,804.
--	--	---------	---------	----------	---	-------------	--------	--------	--------



24" and 30" wide double door cabinets may be ordered with a grommet option located in the back of the case by adding a "G" between the 4th and 5th character of the pattern number, example (DT4DG5724WL). Add \$100 list for this option. **Note**, by adding a "G" option, the cabinet will also receive AV hinged doors.

Order Code

Example:	DT4SBLH5724BBFL-117
DT4	Series 2 Steel Front, Recessed Pull
SB	Side Access Bookcase
LH	Left Hand Access
57	57" High
24	24" Wide
B	Box Drawer
B	Box Drawer
F	File Drawer
L	Locking
117	Soft Grey paint finish

Specification Information

For non-locking towers, deduct as follows from the list price for each unit: Deduct \$30 for (1) lock unit, \$60 for (2) lock unit, and \$75 for a (3) lock unit. Substitute the "L" suffix with an "N" within the pattern number to designate a non-locking unit, example (DT4SLH6424BBFN)

Application Notes

"M" drawers consisting of a box drawer body with a file drawer head are available by substituting any two "B" or any one "F" character within the pattern number, example (DT4SLH6424MFN). Multiple "M" drawers may be specified providing they equal the total modules available.

A 6" drawer, behind a cupboard door is available by adding the numeral 1 to the end of the pattern number, example (DT4SLH6424BBFL1)

Note: 6" drawer behind doors are not available within the wardrobe portion of towers. Drawers behind doors are painted black.

Hanging rails and other accessories are not included and must be ordered separately. Hanging rails are included with 24" and 30" wide lateral drawers only. (See *Tower Accessories for pricing and order entry information*)

Half depth adjustable shelves and coat hooks may be ordered separately allowing the cupboard and wardrobe area of the 15", 24" and 30" wide towers to support binders as well as shorter coats. (See *Tower Accessories for pricing and order entry information*)

- 15" w Side Access and Display towers include (1) lock.
- Single door towers, double door towers, 24" w and 30" w Side Access and Display towers include (2) locks. (Except full-height doors which include (1) lock)
- Front Access (only) towers with wardrobe include (3) locks. (Except full-height doors with wardrobe which include (2) locks)

Critical Dimensions

Dimensions under, **w**, **d** and **h** are actual to the nearest 1/16"

50", 57" and 64" Tower Internal Dimensions

- Box and M drawer height: 4 3/16"
- Box and M drawer width: 12 1/16"
- Box and M drawer depth: 18 3/8"
- File drawer height: 9 1/4"
- File drawer width: 12 1/16"
- File drawer depth: 18 3/8"
- Wide drawer height: 9 7/16"
- Wide drawer width: 20 3/4"
- Wide drawer depth: 22 7/8"

Note: All towers are configured from the top down with standard combinations of box and file drawers.

Note: Drawer behind door list pricing is as follows: 1= \$255

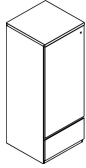
Note: Series 2 Steel front doors are standard without a handle. Handles may be ordered for cupboard doors as a special.

Storage Towers Steel Front - Recessed Pull

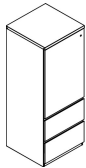
24" Wide Storage Towers

Series 2 Storage

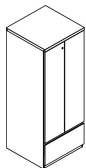
description	type	w	d	h	lock	pattern no.	P1	P2	P3
64" High Single Door tower with wide drawer (left hand shown)	left hand	23 ⁷ / ₈ "	23 ¹ / ₂ "	63 ⁵ / ₁₆ "	Y	DT4SLH6424WL	\$1,650.	\$1,898.	\$1,981.
	right hand	23 ⁷ / ₈ "	23 ¹ / ₂ "	63 ⁵ / ₁₆ "	Y	DT4SRH6424WL	1,650.	1,898.	1,981.



64" High Single Door tower with two wide drawers (left hand shown)	left hand	23 ⁷ / ₈ "	23 ¹ / ₂ "	63 ⁵ / ₁₆ "	Y	DT4SLH6424WWL	1,916.	2,203.	2,296.
	right hand	23 ⁷ / ₈ "	23 ¹ / ₂ "	63 ⁵ / ₁₆ "	Y	DT4SRH6424WWL	1,916.	2,203.	2,296.



64" High Double Door tower with one wide drawer		23 ⁷ / ₈ "	23 ¹ / ₂ "	63 ⁵ / ₁₆ "	Y	DT4D6424WL	2,020.	2,325.	2,427.
---	--	----------------------------------	----------------------------------	-----------------------------------	---	-------------------	--------	--------	--------



24" and 30" wide double door cabinets may be ordered with a grommet option located in the back of the case by adding a "G" between the 4th and 5th character of the pattern number, example (DT4DG6424WL). Add \$100 list for this option. **Note**, by adding a "G" option, the cabinet will also receive AV hinged doors.

Order Code

Example:	DT4SBLH5724BBFL-117
DT4	Series 2 Steel Front, Recessed Pull
SB	Side Access Bookcase
LH	Left Hand Access
57	57" High
24	24" Wide
B	Box Drawer
B	Box Drawer
F	File Drawer
L	Locking
117	Soft Grey paint finish

Specification Information

For non-locking towers, deduct as follows from the list price for each unit: Deduct \$30 for (1) lock unit, \$60 for (2) lock unit, and \$75 for a (3) lock unit. Substitute the "L" suffix with an "N" within the pattern number to designate a non-locking unit, example (DT4SLH6424BBFN)

Application Notes

- Hanging rails and other accessories are not included and must be ordered separately. Hanging rails are included with 24" and 30" wide lateral drawers only. (See *Tower Accessories for pricing and order entry information*)
- Half depth adjustable shelves and coat hooks may be ordered separately allowing the cupboard and wardrobe area of the 15", 24" and 30" wide towers to support binders as well as shorter coats. (See *Tower Accessories for pricing and order entry information*)
- 15" w Side Access and Display towers include (1) lock.
 - Single door towers, double door towers, 24" w and 30" w Side Access and Display towers include (2) locks. (Except full-height doors which include (1) lock)
 - Front Access (only) towers with wardrobe include (3) locks. (Except full-height doors with wardrobe which include (2) locks)

Critical Dimensions

Dimensions under, **w**, **d** and **h** are actual to the nearest 1/16"

50", 57" and 64" Tower Internal Dimensions

- Box and M drawer height: 4³/₁₆"
- Box and M drawer width: 12¹/₁₆"
- Box and M drawer depth: 18³/₈"
- File drawer height: 9¹/₄"
- File drawer width: 12¹/₁₆"
- File drawer depth: 18³/₈"
- Wide drawer height: 9⁷/₁₆"
- Wide drawer width: 20³/₄"
- Wide drawer depth: 22³/₈"

Note: All towers are configured from the top down with standard combinations of box and file drawers.

Note: Drawer behind door list pricing is as follows: 1= \$255

Note: Series 2 Steel front doors are standard without a handle. Handles may be ordered for cupboard doors as a special.

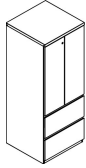
Storage Towers Steel Front - Recessed Pull

24" Wide Storage Towers

Series 2 Storage

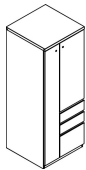
Series 2 Steel Front Storage

description	type	w	d	h	lock	pattern no.	P1	P2	P3
64" High Double Door tower with two wide drawers		23 7/8"	23 1/2"	63 5/16"	Y	DT4DG6424WWL	\$2,396.	\$2,755.	\$2,876.



24" and 30" wide double door cabinets may be ordered with a grommet option located in the back of the case by adding a "G" between the 4th and 5th character of the pattern number, example (DT4DG6424WL). Add \$100 list for this option. **Note**, by adding a "G" option, the cabinet will also receive AV hinged doors.

64" High tower with two box and one file drawer and door and wardrobe (left hand shown)	left hand	23 7/8"	23 1/2"	63 5/16"	Y	DT4WSLH6424BBFL	2,199.	2,529.	2,638.
	right hand	23 7/8"	23 1/2"	63 5/16"	Y	DT4WSRH6424BBFL	2,199.	2,529.	2,638.



Order Code

Example:	DT4SBLH5724BBFL-117
DT4	Series 2 Steel Front, Recessed Pull
SB	Side Access Bookcase
LH	Left Hand Access
57	57" High
24	24" Wide
B	Box Drawer
B	Box Drawer
F	File Drawer
L	Locking
117	Soft Grey paint finish

Specification Information

For non-locking towers, deduct as follows from the list price for each unit: Deduct \$30 for (1) lock unit, \$60 for (2) lock unit, and \$75 for a (3) lock unit. Substitute the "L" suffix with an "N" within the pattern number to designate a non-locking unit, example (DT4SLH6424BBFN)

Application Notes

Hanging rails and other accessories are not included and must be ordered separately. Hanging rails are included with 24" and 30" wide lateral drawers only. (See *Tower Accessories for pricing and order entry information*)

Half depth adjustable shelves and coat hooks may be ordered separately allowing the cupboard and wardrobe area of the 15", 24" and 30" wide towers to support binders as well as shorter coats. (See *Tower Accessories for pricing and order entry information*)

- 15" w Side Access and Display towers include (1) lock.
- Single door towers, double door towers, 24" w and 30" w Side Access and Display towers include (2) locks. (Except full-height doors which include (1) lock)
- Front Access (only) towers with wardrobe include (3) locks. (Except full-height doors with wardrobe which include (2) locks)

Critical Dimensions

Dimensions under, **w**, **d** and **h** are actual to the nearest 1/16"

50", 57" and 64" Tower Internal Dimensions

- Box and M drawer height: 4 3/16"
- Box and M drawer width: 12 1/16"
- Box and M drawer depth: 18 3/8"
- File drawer height: 9 1/4"
- File drawer width: 12 1/16"
- File drawer depth: 18 3/8"
- Wide drawer height: 9 7/16"
- Wide drawer width: 20 3/4"
- Wide drawer depth: 22 7/8"

Note: All towers are configured from the top down with standard combinations of box and file drawers.

Note: Drawer behind door list pricing is as follows: 1= \$255

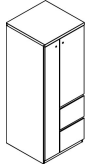
Note: Series 2 Steel front doors are standard without a handle. Handles may be ordered for cupboard doors as a special.

Storage Towers Steel Front - Recessed Pull

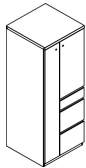
24" Wide Storage Towers

Series 2 Storage

description	type	w	d	h	lock	pattern no.	P1	P2	P3
64" High tower with two file drawers and door and wardrobe (left hand shown)	left hand	23 ⁷ / ₈ "	23 ¹ / ₂ "	63 ⁵ / ₁₆ "	Y	DT4WSLH6424FFL	\$1,961.	\$2,258.	\$2,356.
	right hand	23 ⁷ / ₈ "	23 ¹ / ₂ "	63 ⁵ / ₁₆ "	Y	DT4WSRH6424FFL	1,961.	2,258.	2,356.



64" High tower with one box and two file drawers and door and wardrobe (left hand shown)	left hand	23 ⁷ / ₈ "	23 ¹ / ₂ "	63 ⁵ / ₁₆ "	Y	DT4WSLH6424BFFL	2,337.	2,688.	2,806.
	right hand	23 ⁷ / ₈ "	23 ¹ / ₂ "	63 ⁵ / ₁₆ "	Y	DT4WSRH6424BFFL	2,337.	2,688.	2,806.



Order Code

Example:	DT4SBLH5724BBFL-117
DT4	Series 2 Steel Front, Recessed Pull
SB	Side Access Bookcase
LH	Left Hand Access
57	57" High
24	24" Wide
B	Box Drawer
B	Box Drawer
F	File Drawer
L	Locking
117	Soft Grey paint finish

Specification Information

For non-locking towers, deduct as follows from the list price for each unit: Deduct \$30 for (1) lock unit, \$60 for (2) lock unit, and \$75 for a (3) lock unit. Substitute the "L" suffix with an "N" within the pattern number to designate a non-locking unit, example (DT4SLH6424BBFN)

"M" drawers consisting of a box drawer body with a file drawer head are available by substituting any two "B" or any one "F" character within the pattern number, example (DT4SLH6424MFN). Multiple "M" drawers may be specified providing they equal the total modules available.

A 6" drawer, behind a cupboard door is available by adding the numeral 1 to the end of the pattern number, example (DT4SLH6424BBFL1)

Note: 6" drawer behind doors are not available within the wardrobe portion of towers. Drawers behind doors are painted black.

Application Notes

Hanging rails and other accessories are not included and must be ordered separately. Hanging rails are included with 24" and 30" wide lateral drawers only. (See *Tower Accessories for pricing and order entry information*)

Half depth adjustable shelves and coat hooks may be ordered separately allowing the cupboard and wardrobe area of the 15", 24" and 30" wide towers to support binders as well as shorter coats. (See *Tower Accessories for pricing and order entry information*)

- 15" w Side Access and Display towers include (1) lock.
- Single door towers, double door towers, 24" w and 30" w Side Access and Display towers include (2) locks. (Except full-height doors which include (1) lock)
- Front Access (only) towers with wardrobe include (3) locks. (Except full-height doors with wardrobe which include (2) locks)

Critical Dimensions

Dimensions under, **w**, **d** and **h** are actual to the nearest ¹/₁₆"

50", 57" and 64" Tower Internal Dimensions

- Box and M drawer height: 4³/₁₆"
- Box and M drawer width: 12¹/₁₆"
- Box and M drawer depth: 18³/₈"
- File drawer height: 9¹/₄"
- File drawer width: 12¹/₁₆"
- File drawer depth: 18³/₈"
- Wide drawer height: 9⁷/₁₆"
- Wide drawer width: 20³/₄"
- Wide drawer depth: 22⁷/₈"

Note: All towers are configured from the top down with standard combinations of box and file drawers.

Note: Drawer behind door list pricing is as follows: 1= \$255

Note: Series 2 Steel front doors are standard without a handle. Handles may be ordered for cupboard doors as a special.

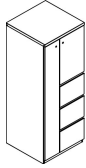
Storage Towers Steel Front - Recessed Pull

24" Wide Storage Towers

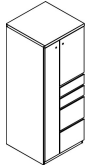
Series 2 Storage

Series 2 Steel Front Storage

description	type	w	d	h	lock	pattern no.	P1	P2	P3
64" High tower with three file drawers and door and wardrobe (left hand shown)	left hand	23 ⁷ / ₈ "	23 ¹ / ₂ "	63 ⁵ / ₁₆ "	Y	DT4WSLH6424FFFL	\$2,326.	\$2,673.	\$2,790.
	right hand	23 ⁷ / ₈ "	23 ¹ / ₂ "	63 ⁵ / ₁₆ "	Y	DT4WSRH6424FFFL	2,326.	2,673.	2,790.



64" High tower with two box and two file drawers and door and wardrobe (left hand shown)	left hand	23 ⁷ / ₈ "	23 ¹ / ₂ "	63 ⁵ / ₁₆ "	Y	DT4WSLH6424BBFFL	2,526.	2,905.	3,028.
	right hand	23 ⁷ / ₈ "	23 ¹ / ₂ "	63 ⁵ / ₁₆ "	Y	DT4WSRH6424BBFFL	2,526.	2,905.	3,028.



Order Code

Example:	DT4SBLH5724BBFL-117
DT4	Series 2 Steel Front, Recessed Pull
SB	Side Access Bookcase
LH	Left Hand Access
57	57" High
24	24" Wide
B	Box Drawer
B	Box Drawer
F	File Drawer
L	Locking
117	Soft Grey paint finish

Specification Information

For non-locking towers, deduct as follows from the list price for each unit: Deduct \$30 for (1) lock unit, \$60 for (2) lock unit, and \$75 for a (3) lock unit. Substitute the "L" suffix with an "N" within the pattern number to designate a non-locking unit, example (DT4SLH6424BBFN)

"M" drawers consisting of a box drawer body with a file drawer head are available by substituting any two "B" or any one "F" character within the pattern number, example (DT4SLH6424MFN). Multiple "M" drawers may be specified providing they equal the total modules available.

A 6" drawer, behind a cupboard door is available by adding the numeral 1 to the end of the pattern number, example (DT4SLH6424BBFL1)

Note: 6" drawer behind doors are not available within the wardrobe portion of towers. Drawers behind doors are painted black.

Application Notes

Hanging rails and other accessories are not included and must be ordered separately. Hanging rails are included with 24" and 30" wide lateral drawers only. (See *Tower Accessories for pricing and order entry information*)

Half depth adjustable shelves and coat hooks may be ordered separately allowing the cupboard and wardrobe area of the 15", 24" and 30" wide towers to support binders as well as shorter coats. (See *Tower Accessories for pricing and order entry information*)

- 15" w Side Access and Display towers include (1) lock.
- Single door towers, double door towers, 24" w and 30" w Side Access and Display towers include (2) locks. (Except full-height doors which include (1) lock)
- Front Access (only) towers with wardrobe include (3) locks. (Except full-height doors with wardrobe which include (2) locks)

Critical Dimensions

Dimensions under, **w**, **d** and **h** are actual to the nearest 1/16"

50", 57" and 64" Tower Internal Dimensions

- Box and M drawer height: 4⁷/₁₆"
- Box and M drawer width: 12¹/₁₆"
- Box and M drawer depth: 18³/₈"
- File drawer height: 9¹/₄"
- File drawer width: 12¹/₁₆"
- File drawer depth: 18³/₈"
- Wide drawer height: 9⁷/₁₆"
- Wide drawer width: 20³/₄"
- Wide drawer depth: 22⁷/₈"

Note: All towers are configured from the top down with standard combinations of box and file drawers.

Note: Drawer behind door list pricing is as follows: 1= \$255

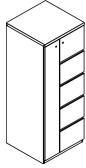
Note: Series 2 Steel front doors are standard without a handle. Handles may be ordered for cupboard doors as a special.

Storage Towers Steel Front - Recessed Pull

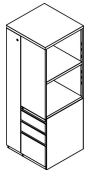
24" Wide Storage Towers

Series 2 Storage

description	type	w	d	h	lock	pattern no.	P1	P2	P3
64" High tower with four file drawers and door and wardrobe (left hand shown)	left hand	23 ⁷ / ₈ "	23 ¹ / ₂ "	63 ⁵ / ₁₆ "	Y	DT4WSLH6424FFFL	\$2,560.	\$2,944.	\$3,069.
	right hand	23 ⁷ / ₈ "	23 ¹ / ₂ "	63 ⁵ / ₁₆ "	Y	DT4WSRH6424FFFL	2,560.	2,944.	3,069.



64" High Side Access Bookcase with two box and one file drawer with wardrobe (left hand shown)	left hand	23 ⁷ / ₈ "	23 ¹ / ₂ "	63 ⁵ / ₁₆ "	Y	DT4WSBLH6424BBFL	2,448.	2,815.	2,938.
	right hand	23 ⁷ / ₈ "	23 ¹ / ₂ "	63 ⁵ / ₁₆ "	Y	DT4WSBRH6424BBFL	2,448.	2,815.	2,938.



Order Code

Example:	DT4SBLH5724BBFL-117
DT4	Series 2 Steel Front, Recessed Pull
SB	Side Access Bookcase
LH	Left Hand Access
57	57" High
24	24" Wide
B	Box Drawer
B	Box Drawer
F	File Drawer
L	Locking
117	Soft Grey paint finish

Specification Information

For non-locking towers, deduct as follows from the list price for each unit: Deduct \$30 for (1) lock unit, \$60 for (2) lock unit, and \$75 for a (3) lock unit. Substitute the "L" suffix with an "N" within the pattern number to designate a non-locking unit, example (DT4SLH6424BBFN)

"M" drawers consisting of a box drawer body with a file drawer head are available by substituting any two "B" or any one "F" character within the pattern number, example (DT4SLH6424MFN). Multiple "M" drawers may be specified providing they equal the total modules available.

A 6" drawer, behind a cupboard door is available by adding the numeral 1 to the end of the pattern number, example (DT4SLH6424BBFL1)

Note: 6" drawer behind doors are not available within the wardrobe portion of towers. Drawers behind doors are painted black.

Application Notes

Hanging rails and other accessories are not included and must be ordered separately. Hanging rails are included with 24" and 30" wide lateral drawers only. (See *Tower Accessories for pricing and order entry information*)

Half depth adjustable shelves and coat hooks may be ordered separately allowing the cupboard and wardrobe area of the 15", 24" and 30" wide towers to support binders as well as shorter coats. (See *Tower Accessories for pricing and order entry information*)

- 15" Side Access and Display towers include (1) lock.
- Single door towers, double door towers, 24" w and 30" w Side Access and Display towers include (2) locks. (Except full-height doors which include (1) lock)
- Front Access (only) towers with wardrobe include (3) locks. (Except full-height doors with wardrobe which include (2) locks)

Critical Dimensions

Dimensions under, **w**, **d** and **h** are actual to the nearest 1/16"

50", 57" and 64" Tower Internal Dimensions

- Box and M drawer height: 4³/₁₆"
- Box and M drawer width: 12¹/₁₆"
- Box and M drawer depth: 18³/₈"
- File drawer height: 9¹/₄"
- File drawer width: 12¹/₁₆"
- File drawer depth: 18³/₈"
- Wide drawer height: 9⁷/₁₆"
- Wide drawer width: 20³/₄"
- Wide drawer depth: 22⁷/₈"

Note: All towers are configured from the top down with standard combinations of box and file drawers.

Note: Drawer behind door list pricing is as follows: 1= \$255

Note: Series 2 Steel front doors are standard without a handle. Handles may be ordered for cupboard doors as a special.

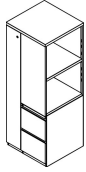
Storage Towers Steel Front - Recessed Pull

24" Wide Storage Towers

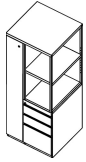
Series 2 Storage

Series 2 Steel Front Storage

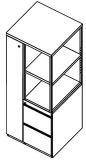
description	type	w	d	h	lock	pattern no.	P1	P2	P3
64" High Side Access Bookcase with two file drawers with wardrobe (left hand shown)	left hand	23 7/8"	23 1/2"	63 3/16"	Y	DT4WSBLH6424FFL	\$2,364.	\$2,720.	\$2,839.
	right hand	23 7/8"	23 1/2"	63 3/16"	Y	DT4WSBRH6424FFL	2,364.	2,720.	2,839.



64" High Display tower with two box and one file drawer and wardrobe (left hand shown)	left hand	23 7/8"	23 1/2"	63 3/16"	Y	DT4WBDLH6424BBFL	2,473.	2,844.	2,965.
	right hand	23 7/8"	23 1/2"	63 3/16"	Y	DT4WBDRH6424BBFL	2,473.	2,844.	2,965.



64" High Display tower with two file drawers and wardrobe (left hand shown)	left hand	23 7/8"	23 1/2"	63 3/16"	Y	DT4WBDLH6424FFL	2,385.	2,745.	2,863.
	right hand	23 7/8"	23 1/2"	63 3/16"	Y	DT4WBDRH6424FFL	2,385.	2,745.	2,863.



Order Code

Example:	DT4SBLH5724BBFL-117
DT4	Series 2 Steel Front, Recessed Pull
SB	Side Access Bookcase
LH	Left Hand Access
57	57" High
24	24" Wide
B	Box Drawer
B	Box Drawer
F	File Drawer
L	Locking
117	Soft Grey paint finish

Specification Information

For non-locking towers, deduct as follows from the list price for each unit: Deduct \$30 for (1) lock unit, \$60 for (2) lock unit, and \$75 for a (3) lock unit. Substitute the "L" suffix with an "N" within the pattern number to designate a non-locking unit, example (DT4SLH6424BBFN)

Application Notes

Hanging rails and other accessories are not included and must be ordered separately. Hanging rails are included with 24" and 30" wide lateral drawers only. (See *Tower Accessories for pricing and order entry information*)

Half depth adjustable shelves and coat hooks may be ordered separately allowing the cupboard and wardrobe area of the 15", 24" and 30" wide towers to support binders as well as shorter coats. (See *Tower Accessories for pricing and order entry information*)

- 15" wide Side Access and Display towers include (1) lock.
- Single door towers, double door towers, 24" wide and 30" wide Side Access and Display towers include (2) locks. (Except full-height doors which include (1) lock)
- Front Access (only) towers with wardrobe include (3) locks. (Except full-height doors with wardrobe which include (2) locks)

Critical Dimensions

Dimensions under, **w**, **d** and **h** are actual to the nearest 1/16"

50", 57" and 64" Tower Internal Dimensions

- Box and M drawer height: 4 3/16"
- Box and M drawer width: 12 1/16"
- Box and M drawer depth: 18 3/8"
- File drawer height: 9 1/4"
- File drawer width: 12 1/16"
- File drawer depth: 18 3/8"
- Wide drawer height: 9 7/16"
- Wide drawer width: 20 3/4"
- Wide drawer depth: 22 7/8"

Note: All towers are configured from the top down with standard combinations of box and file drawers.

Note: Drawer behind door list pricing is as follows: 1= \$255

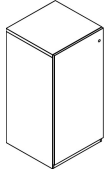
Note: Series 2 Steel front doors are standard without a handle. Handles may be ordered for cupboard doors as a special.

Storage Towers Steel Front - Recessed Pull

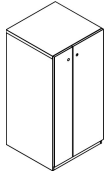
24" Wide Storage Towers - Full Height Door

Series 2 Storage

description	type	w	d	h	lock	pattern no.	P1	P2	P3
50" High tower with one single (Full height door)(Left hand shown)	left hand	23 7/8"	23 1/2"	48 3/16"	Y	DT4FSLH5024L	\$1,485.	\$1,720.	\$1,800.
	right hand	23 7/8"	23 1/2"	48 3/16"	Y	DT4FSRH5024L	1,485.	1,720.	1,800.



50" High tower with wardrobe/cabinet (Full height doors)(Left hand shown)	left hand	23 7/8"	23 1/2"	48 3/16"	Y	DT4FWSLH5024L	1,851.	2,141.	2,238.
	right hand	23 7/8"	23 1/2"	48 3/16"	Y	DT4FWSRH5024L	1,851.	2,141.	2,238.



Order Code

Example:	DT4FSLH5024L-117
DT4F	Series 2 Full Height Steel Door, Recessed Pull
S	Storage Door
LH	Left Hand Hinge
50	50" High
24	24" Wide
L	Locking
117	Soft Grey paint finish

Specification Information

For non-locking towers, deduct as follows from the list price for each unit: Deduct \$30 for (1) lock unit, \$60 for (2) lock unit, and \$75 for a (3) lock unit. Substitute the "L" suffix with an "N" within the pattern number to designate a non-locking unit, example (DT4SLH6424BBFN)

"M" drawers consisting of a box drawer body with a file drawer head are available by substituting any two "B" or any one "F" character within the pattern number, example (DT4SLH6424MFN). Multiple "M" drawers may be specified providing they equal the total modules available.

A 6" drawer, behind a cupboard door is available by adding the numeral 1 to the end of the pattern number, example (DT4SLH6424BBF1)

Note: 6" drawer behind doors are not available within the wardrobe portion of towers. Drawers behind doors are painted black.

Note: Series 2 Steel front doors are standard without a handle. Handles may be ordered for cupboard doors as a special.

Application Notes

Hanging rails and other accessories are not included and must be ordered separately. Hanging rails are included with 24" and 30" wide lateral drawers only. (See *Tower Accessories for pricing and order entry information*)

Half depth adjustable shelves and coat hooks may be ordered separately allowing the cupboard and wardrobe area of the 15", 24" and 30" wide towers to support binders as well as shorter coats. (See *Tower Accessories for pricing and order entry information*)

- 15" w Side Access and Display towers include (1) lock.
- Single door towers, double door towers, 24" w and 30" w Side Access and Display towers include (2) locks. (Except full-height doors which include (1) lock)
- Front Access (only) towers with wardrobe include (3) locks. (Except full-height doors with wardrobe which include (2) locks)

Full height door towers are designed to compliment the aesthetic of Dividends Horizon storage components.

Add a "Y" to the end of the pattern number to specify a front color that is different than the case color. P3 pricing automatically applies for all colors when utilizing this option.

Critical Dimensions

Dimensions under, **w**, **d** and **h** are actual to the nearest 1/16"

50", 57" and 64" Tower Internal Dimensions

- Box and M drawer height: 4 3/16"
- Box and M drawer width: 12 1/16"
- Box and M drawer depth: 18 3/8"
- File drawer height: 9 1/4"
- File drawer width: 12 1/16"
- File drawer depth: 18 3/8"
- Wide drawer height: 9 7/16"
- Wide drawer width: 20 3/4"
- Wide drawer depth: 22 7/8"

Note: All towers are configured from the top down with standard combinations of box and file drawers.

Note: Drawer behind door list pricing is as follows: 1= \$255

Full height door towers (50"h and 57"h) include one fixed shelf and one adjustable shelf. 64"h full height door tower includes one fixed shelf and two adjustable shelves.

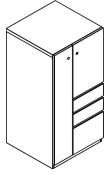
Storage Towers Steel Front - Recessed Pull

24" Wide Storage Towers - Full Height Door

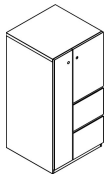
Series 2 Storage

Series 2 Steel Front Storage

description	type	w	d	h	lock	pattern no.	P1	P2	P3
50" High tower with two box and one file drawer, door, wardrobe (Left hand shown)	left hand	23 7/8"	23 1/2"	48 5/16"	Y	DT4FWSLH5024BBFL	\$2,138.	\$2,454.	\$2,560.
	right hand	23 7/8"	23 1/2"	48 5/16"	Y	DT4FWSRH5024BBFL	2,138.	2,454.	2,560.



50" High tower with two file drawers, door, wardrobe (Left hand shown)	left hand	23 7/8"	23 1/2"	48 5/16"	Y	DT4FWSLH5024FFL	1,926.	2,211.	2,303.
	right hand	23 7/8"	23 1/2"	48 5/16"	Y	DT4FWSRH5024FFL	1,926.	2,211.	2,303.



Order Code

Example:	DT4FSLH5024L- 117
DT4F	Series 2 Full Height Steel Door, Recessed Pull
S	Storage Door
LH	Left Hand Hinge
50	50" High
24	24" Wide
L	Locking
117	Soft Grey paint finish

Specification Information

For non-locking towers, deduct as follows from the list price for each unit: Deduct \$30 for (1) lock unit, \$60 for (2) lock unit, and \$75 for a (3) lock unit. Substitute the "L" suffix with an "N" within the pattern number to designate a non-locking unit, example (DT4SLH6424BBFN)

"M" drawers consisting of a box drawer body with a file drawer head are available by substituting any two "B" or any one "F" character within the pattern number, example (DT4SLH6424MFN). Multiple "M" drawers may be specified providing they equal the total modules available.

A 6" drawer, behind a cupboard door is available by adding the numeral 1 to the end of the pattern number, example (DT4SLH6424BBFL1)

Note: 6" drawer behind doors are not available within the wardrobe portion of towers. Drawers behind doors are painted black.

Note: Series 2 Steel front doors are standard without a handle. Handles may be ordered for cupboard doors as a special.

Application Notes

Hanging rails and other accessories are not included and must be ordered separately. Hanging rails are included with 24" and 30" wide lateral drawers only. (See *Tower Accessories for pricing and order entry information*)

Half depth adjustable shelves and coat hooks may be ordered separately allowing the cupboard and wardrobe area of the 15", 24" and 30" wide towers to support binders as well as shorter coats. (See *Tower Accessories for pricing and order entry information*)

- 15" w Side Access and Display towers include (1) lock.
- Single door towers, double door towers, 24" w and 30" w Side Access and Display towers include (2) locks. (Except full-height doors which include (1) lock)
- Front Access (only) towers with wardrobe include (3) locks. (Except full-height doors with wardrobe which include (2) locks)

Full height door towers are designed to compliment the aesthetic of Dividends Horizon storage components.

Add a "Y" to the end of the pattern number to specify a front color that is different than the case color. P3 pricing automatically applies for all colors when utilizing this option.

Critical Dimensions

Dimensions under, **w**, **d** and **h** are actual to the nearest 1/16"

50", 57" and 64" Tower Internal Dimensions

- Box and M drawer height: 4 5/16"
- Box and M drawer width: 12 1/16"
- Box and M drawer depth: 18 3/8"
- File drawer height: 9 1/4"
- File drawer width: 12 1/16"
- File drawer depth: 18 3/8"
- Wide drawer height: 9 7/16"
- Wide drawer width: 20 3/4"
- Wide drawer depth: 22 7/8"

Note: All towers are configured from the top down with standard combinations of box and file drawers.

Note: Drawer behind door list pricing is as follows: 1= \$255

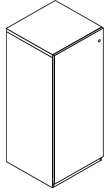
Full height door towers (50"h and 57"h) include one fixed shelf and one adjustable shelf. 64"h full height door tower includes one fixed shelf and two adjustable shelves.

Storage Towers Steel Front - Recessed Pull

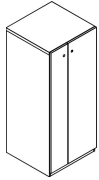
24" Wide Storage Towers - Full Height Door

Series 2 Storage

description	type	w	d	h	lock	pattern no.	P1	P2	P3
57" High tower with one single (Full height door)(Left hand shown)	left hand	23 7/8"	23 1/2"	56 3/16"	Y	DT4FSLH5724L	\$1,537.	\$1,780.	\$1,861.
	right hand	23 7/8"	23 1/2"	56 3/16"	Y	DT4FSRH5724L	1,537.	1,780.	1,861.



57" High tower with wardrobe/cabinet (Full height doors)(Left hand shown)	left hand	23 7/8"	23 1/2"	56 3/16"	Y	DT4FWSLH5724L	1,891.	2,187.	2,285.
	right hand	23 7/8"	23 1/2"	56 3/16"	Y	DT4FWSRH5724L	1,891.	2,187.	2,285.



Order Code

Example:	DT4FSLH5024L- 117
DT4F	Series 2 Full Height Steel Door, Recessed Pull
S	Storage Door
LH	Left Hand Hinge
50	50" High
24	24" Wide
L	Locking
117	Soft Grey paint finish

Specification Information

For non-locking towers, deduct as follows from the list price for each unit: Deduct \$30 for (1) lock unit, \$60 for (2) lock unit, and \$75 for a (3) lock unit. Substitute the "L" suffix with an "N" within the pattern number to designate a non-locking unit, example (DT4SLH6424BBFN)

"M" drawers consisting of a box drawer body with a file drawer head are available by substituting any two "B" or any one "F" character within the pattern number, example (DT4SLH6424MFN). Multiple "M" drawers may be specified providing they equal the total modules available.

A 6" drawer, behind a cupboard door is available by adding the numeral 1 to the end of the pattern number, example (DT4SLH6424BBF1)

Note: 6" drawer behind doors are not available within the wardrobe portion of towers. Drawers behind doors are painted black.

Note: Series 2 Steel front doors are standard without a handle. Handles may be ordered for cupboard doors as a special.

Application Notes

Hanging rails and other accessories are not included and must be ordered separately. Hanging rails are included with 24" and 30" wide lateral drawers only. (See *Tower Accessories for pricing and order entry information*)

Half depth adjustable shelves and coat hooks may be ordered separately allowing the cupboard and wardrobe area of the 15", 24" and 30" wide towers to support binders as well as shorter coats. (See *Tower Accessories for pricing and order entry information*)

- 15" w Side Access and Display towers include (1) lock.
- Single door towers, double door towers, 24" w and 30" w Side Access and Display towers include (2) locks. (Except full-height doors which include (1) lock)
- Front Access (only) towers with wardrobe include (3) locks. (Except full-height doors with wardrobe which include (2) locks)

Full height door towers are designed to compliment the aesthetic of Dividends Horizon storage components.

Add a "Y" to the end of the pattern number to specify a front color that is different than the case color. P3 pricing automatically applies for all colors when utilizing this option.

Critical Dimensions

Dimensions under, **w**, **d** and **h** are actual to the nearest 1/16"

50", 57" and 64" Tower Internal Dimensions

- Box and M drawer height: 4 3/16"
- Box and M drawer width: 12 1/16"
- Box and M drawer depth: 18 3/8"
- File drawer height: 9 1/4"
- File drawer width: 12 1/16"
- File drawer depth: 18 3/8"
- Wide drawer height: 9 7/16"
- Wide drawer width: 20 3/4"
- Wide drawer depth: 22 7/8"

Note: All towers are configured from the top down with standard combinations of box and file drawers.

Note: Drawer behind door list pricing is as follows: 1= \$255

Full height door towers (50"h and 57"h) include one fixed shelf and one adjustable shelf. 64"h full height door tower includes one fixed shelf and two adjustable shelves.

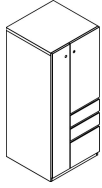
Storage Towers Steel Front - Recessed Pull

24" Wide Storage Towers - Full Height Door

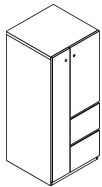
Series 2 Storage

Series 2 Steel Front Storage

description	type	w	d	h	lock	pattern no.	P1	P2	P3
57" High tower with two box and one file drawer, door, wardrobe (Left hand shown)	left hand	23 7/8"	23 1/2"	56 3/16"	Y	DT4FWSLH5724BBFL	\$2,216.	\$2,544.	\$2,653.
	right hand	23 7/8"	23 1/2"	56 3/16"	Y	DT4FWSRH5724BBFL	2,216.	2,544.	2,653.



57" High tower with two file drawers, door, wardrobe (Left hand shown)	left hand	23 7/8"	23 1/2"	56 3/16"	Y	DT4FWSLH5724FFL	1,986.	2,280.	2,376.
	right hand	23 7/8"	23 1/2"	56 3/16"	Y	DT4FWSRH5724FFL	1,986.	2,280.	2,376.



Order Code

Example:	DT4FSLH5024L- 117
DT4F	Series 2 Full Height Steel Door, Recessed Pull
S	Storage Door
LH	Left Hand Hinge
50	50" High
24	24" Wide
L	Locking
117	Soft Grey paint finish

Specification Information

For non-locking towers, deduct as follows from the list price for each unit: Deduct \$30 for (1) lock unit, \$60 for (2) lock unit, and \$75 for a (3) lock unit. Substitute the "L" suffix with an "N" within the pattern number to designate a non-locking unit, example (DT4SLH6424BBFN)

"M" drawers consisting of a box drawer body with a file drawer head are available by substituting any two "B" or any one "F" character within the pattern number, example (DT4SLH6424MFN). Multiple "M" drawers may be specified providing they equal the total modules available.

A 6" drawer, behind a cupboard door is available by adding the numeral 1 to the end of the pattern number, example (DT4SLH6424BBFL1)

Note: 6" drawer behind doors are not available within the wardrobe portion of towers. Drawers behind doors are painted black.

Note: Series 2 Steel front doors are standard without a handle. Handles may be ordered for cupboard doors as a special.

Application Notes

Hanging rails and other accessories are not included and must be ordered separately. Hanging rails are included with 24" and 30" wide lateral drawers only. (See *Tower Accessories for pricing and order entry information*)

Half depth adjustable shelves and coat hooks may be ordered separately allowing the cupboard and wardrobe area of the 15", 24" and 30" wide towers to support binders as well as shorter coats. (See *Tower Accessories for pricing and order entry information*)

- 15" w Side Access and Display towers include (1) lock.
- Single door towers, double door towers, 24" w and 30" w Side Access and Display towers include (2) locks. (Except full-height doors which include (1) lock)
- Front Access (only) towers with wardrobe include (3) locks. (Except full-height doors with wardrobe which include (2) locks)

Full height door towers are designed to compliment the aesthetic of Dividends Horizon storage components.

Add a "Y" to the end of the pattern number to specify a front color that is different than the case color. P3 pricing automatically applies for all colors when utilizing this option.

Critical Dimensions

Dimensions under, **w**, **d** and **h** are actual to the nearest 1/16"

50", 57" and 64" Tower Internal Dimensions

- Box and M drawer height: 4 3/16"
- Box and M drawer width: 12 1/16"
- Box and M drawer depth: 18 3/8"
- File drawer height: 9 1/4"
- File drawer width: 12 1/16"
- File drawer depth: 18 3/8"
- Wide drawer height: 9 7/16"
- Wide drawer width: 20 3/4"
- Wide drawer depth: 22 7/8"

Note: All towers are configured from the top down with standard combinations of box and file drawers.

Note: Drawer behind door list pricing is as follows: 1= \$255

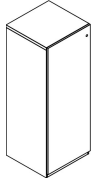
Full height door towers (50"h and 57"h) include one fixed shelf and one adjustable shelf. 64"h full height door tower includes one fixed shelf and two adjustable shelves.

Storage Towers Steel Front - Recessed Pull

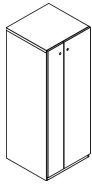
24" Wide Storage Towers - Full Height Door

Series 2 Storage

description	type	w	d	h	lock	pattern no.	P1	P2	P3
64" High tower with one single (Full height door)(Left hand shown)	left hand	23 7/8"	23 1/2"	63 3/16"	Y	DT4FSLH6424L	\$1,559.	\$1,805.	\$1,890.
	right hand	23 7/8"	23 1/2"	63 3/16"	Y	DT4FSRH6424L	1,559.	1,805.	1,890.



64" High tower with wardrobe/cabinet (Full height doors)(Left hand shown)	left hand	23 7/8"	23 1/2"	63 3/16"	Y	DT4FWSLH6424L	1,929.	2,232.	2,334.
	right hand	23 7/8"	23 1/2"	63 3/16"	Y	DT4FSRH6424L	1,929.	2,232.	2,334.



Order Code

Example:	DT4FSLH5024L- 117
DT4F	Series 2 Full Height Steel Door, Recessed Pull
S	Storage Door
LH	Left Hand Hinge
50	50" High
24	24" Wide
L	Locking
117	Soft Grey paint finish

Specification Information

For non-locking towers, deduct as follows from the list price for each unit: Deduct \$30 for (1) lock unit, \$60 for (2) lock unit, and \$75 for a (3) lock unit. Substitute the "L" suffix with an "N" within the pattern number to designate a non-locking unit, example (DT4SLH6424BBFN)

"M" drawers consisting of a box drawer body with a file drawer head are available by substituting any two "B" or any one "F" character within the pattern number, example (DT4SLH6424MFN). Multiple "M" drawers may be specified providing they equal the total modules available.

A 6" drawer, behind a cupboard door is available by adding the numeral 1 to the end of the pattern number, example (DT4SLH6424BBF1)

Note: 6" drawer behind doors are not available within the wardrobe portion of towers. Drawers behind doors are painted black.

Note: Series 2 Steel front doors are standard without a handle. Handles may be ordered for cupboard doors as a special.

Application Notes

Hanging rails and other accessories are not included and must be ordered separately. Hanging rails are included with 24" and 30" wide lateral drawers only. (See *Tower Accessories for pricing and order entry information*)

Half depth adjustable shelves and coat hooks may be ordered separately allowing the cupboard and wardrobe area of the 15", 24" and 30" wide towers to support binders as well as shorter coats. (See *Tower Accessories for pricing and order entry information*)

- 15" w Side Access and Display towers include (1) lock.
- Single door towers, double door towers, 24" w and 30" w Side Access and Display towers include (2) locks. (Except full-height doors which include (1) lock)
- Front Access (only) towers with wardrobe include (3) locks. (Except full-height doors with wardrobe which include (2) locks)

Full height door towers are designed to compliment the aesthetic of Dividends Horizon storage components.

Add a "Y" to the end of the pattern number to specify a front color that is different than the case color. P3 pricing automatically applies for all colors when utilizing this option.

Critical Dimensions

Dimensions under, **w**, **d** and **h** are actual to the nearest 1/16"

50", 57" and 64" Tower Internal Dimensions

- Box and M drawer height: 4 3/16"
- Box and M drawer width: 12 1/16"
- Box and M drawer depth: 18 3/8"
- File drawer height: 9 1/4"
- File drawer width: 12 1/16"
- File drawer depth: 18 3/8"
- Wide drawer height: 9 7/16"
- Wide drawer width: 20 3/4"
- Wide drawer depth: 22 7/8"

Note: All towers are configured from the top down with standard combinations of box and file drawers.

Note: Drawer behind door list pricing is as follows: 1= \$255

Full height door towers (50"h and 57"h) include one fixed shelf and one adjustable shelf. 64"h full height door tower includes one fixed shelf and two adjustable shelves.

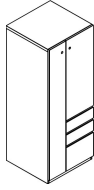
Storage Towers Steel Front - Recessed Pull

24" Wide Storage Towers - Full Height Door

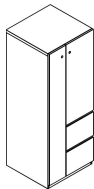
Series 2 Storage

Series 2 Steel Front Storage

description	type	w	d	h	lock	pattern no.	P1	P2	P3
64" High tower with two box and one file drawer, door, wardrobe (Left hand shown)	left hand	23 7/8"	23 1/2"	63 5/16"	Y	DT4FWSLH6424BBFL	\$2,230.	\$2,560.	\$2,670.
	right hand	23 7/8"	23 1/2"	63 5/16"	Y	DT4FWSRH6424BBFL	2,230.	2,560.	2,670.



64" High tower with two file drawers, door, wardrobe (Left hand shown)	left hand	23 7/8"	23 1/2"	63 5/16"	Y	DT4FWSLH6424FFL	1,994.	2,288.	2,387.
	right hand	23 7/8"	23 1/2"	63 5/16"	Y	DT4FWSRH6424FFL	1,994.	2,288.	2,387.



Order Code

Example:	DT4FSLH5024L- 117
DT4F	Series 2 Full Height Steel Door, Recessed Pull
S	Storage Door
LH	Left Hand Hinge
50	50" High
24	24" Wide
L	Locking
117	Soft Grey paint finish

Specification Information

For non-locking towers, deduct as follows from the list price for each unit: Deduct \$30 for (1) lock unit, \$60 for (2) lock unit, and \$75 for a (3) lock unit. Substitute the "L" suffix with an "N" within the pattern number to designate a non-locking unit, example (DT4SLH6424BBFN)

"M" drawers consisting of a box drawer body with a file drawer head are available by substituting any two "B" or any one "F" character within the pattern number, example (DT4SLH6424MFN). Multiple "M" drawers may be specified providing they equal the total modules available.

A 6" drawer, behind a cupboard door is available by adding the numeral 1 to the end of the pattern number, example (DT4SLH6424BBFL1)

Note: 6" drawer behind doors are not available within the wardrobe portion of towers. Drawers behind doors are painted black.

Note: Series 2 Steel front doors are standard without a handle. Handles may be ordered for cupboard doors as a special.

Application Notes

Hanging rails and other accessories are not included and must be ordered separately. Hanging rails are included with 24" and 30" wide lateral drawers only. (See *Tower Accessories for pricing and order entry information*)

Half depth adjustable shelves and coat hooks may be ordered separately allowing the cupboard and wardrobe area of the 15", 24" and 30" wide towers to support binders as well as shorter coats. (See *Tower Accessories for pricing and order entry information*)

- 15" w Side Access and Display towers include (1) lock.
- Single door towers, double door towers, 24" w and 30" w Side Access and Display towers include (2) locks. (Except full-height doors which include (1) lock)
- Front Access (only) towers with wardrobe include (3) locks. (Except full-height doors with wardrobe which include (2) locks)

Full height door towers are designed to compliment the aesthetic of Dividends Horizon storage components.

Add a "Y" to the end of the pattern number to specify a front color that is different than the case color. P3 pricing automatically applies for all colors when utilizing this option.

Critical Dimensions

Dimensions under, **w**, **d** and **h** are actual to the nearest 1/16"

50", 57" and 64" Tower Internal Dimensions

- Box and M drawer height: 4 5/16"
- Box and M drawer width: 12 1/16"
- Box and M drawer depth: 18 3/8"
- File drawer height: 9 1/4"
- File drawer width: 12 1/16"
- File drawer depth: 18 3/8"
- Wide drawer height: 9 7/16"
- Wide drawer width: 20 3/4"
- Wide drawer depth: 22 7/8"

Note: All towers are configured from the top down with standard combinations of box and file drawers.

Note: Drawer behind door list pricing is as follows: 1= \$255

Full height door towers (50"h and 57"h) include one fixed shelf and one adjustable shelf. 64"h full height door tower includes one fixed shelf and two adjustable shelves.

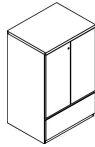
Storage Towers Steel Front - Recessed Pull

30" Wide Storage Towers

Series 2 Storage

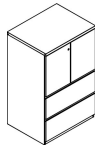
description	type	w	d	h	lock	pattern no.	P1	P2	P3
-------------	------	---	---	---	------	-------------	----	----	----

50" High Double Door tower with one wide drawer



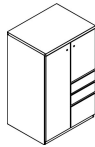
24" and 30" wide double door cabinets may be ordered with a grommet option located in the back of the case by adding a "G" between the 4th and 5th character of the pattern number, example (DT4DG5030WL). Add \$100 list for this option. **Note**, by adding a "G" option, the cabinet will also receive AV hinged doors.

50" High Double Door tower with two wide drawers



24" and 30" wide double door cabinets may be ordered with a grommet option located in the back of the case by adding a "G" between the 4th and 5th character of the pattern number, example (DT4DG5030WWL). Add \$100 list for this option. **Note**, by adding a "G" option, the cabinet will also receive AV hinged doors.

50" High tower with two box and one file drawer and door and wardrobe (left hand shown)



	left hand	29 ⁷ / ₈ "	23 ¹ / ₂ "	48 ⁵ / ₁₆ "	Y	DT4WSLH5030BBFL	2,219.	2,550.	2,660.
	right hand	29 ⁷ / ₈ "	23 ¹ / ₂ "	48 ⁵ / ₁₆ "	Y	DT4WSRH5030BBFL	2,219.	2,550.	2,660.

Order Code

Example:	DT4WSLH5730BBFL-117
DT4	Series 2 Steel Front, Recessed Pull
WS	Wardrobe and Single Door
LH	Left Hand Access
57	57" High
30	30" Wide
B	Box Drawer
B	Box Drawer
F	File Drawer
L	Locking
117	Soft Grey paint finish

Specification Information

For non-locking towers, deduct as follows from the list price for each unit: Deduct \$30 for (1) lock unit, \$60 for (2) lock unit, and \$75 for a (3) lock unit. Substitute the "L" suffix with an "N" within the pattern number to designate a non-locking unit, example (DT4WSLH5030BBFN)

"M" drawers consisting of a box drawer body with a file drawer head are available by substituting any two "B" or any one "F" character within the pattern number, example (DT4WSLH5030MFN). Multiple "M" drawers may be specified providing they equal the total modules available. A 6" drawer, behind a cupboard door is available by adding the numeral 1 to the end of the pattern number, example (DT4WSLH6430BBFL1)

- 15" w Side Access and Display towers include (1) lock.
- Single door towers, double door towers, 24" w and 30" w Side Access and Display towers include (2) locks. (Except full-height doors which include (1) lock)
- Front Access (only) towers with wardrobe include (3) locks. (Except full-height doors with wardrobe which include (2) locks)

Application Notes

Note: 6" drawers behind doors are not available within the wardrobe portion of towers. Drawers behind doors are painted black.

Note: Drawers behind doors list prices are as follows: 1= \$255

Application Notes

Hanging rails and other accessories are not included and must be ordered separately. Hanging rails are included with 24" and 30" wide lateral drawers only. (See *Tower Accessories for pricing and order entry information*)

Half depth adjustable shelves and coat hooks may be ordered separately allowing the cupboard and wardrobe area of the 15", 24" and 30" wide towers to support binders as well as shorter coats. (See *Tower Accessories for pricing and order entry information*)

Critical Dimensions

Dimensions under, **w**, **d** and **h** are actual to the nearest ¹/₁₆"

50", 57" and 64" Tower Internal Dimensions

- Box and M drawer height: 4⁵/₁₆"
- Box and M drawer width: 12¹/₁₆"
- Box and M drawer depth: 18³/₈"
- File drawer height: 9¹/₄"
- File drawer width: 12¹/₁₆"
- File drawer depth: 18³/₈"
- Wide drawer height: 9⁹/₁₆"
- Wide drawer width: 20³/₄"
- Wide drawer depth: 22⁷/₈"

Note: All towers are configured from the top down with standard combinations of box and file drawers.

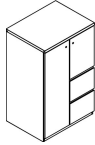
Storage Towers Steel Front - Recessed Pull

30" Wide Storage Towers

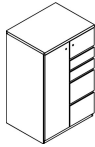
Series 2 Storage

Series 2 Steel Front Storage

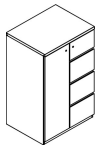
description	type	w	d	h	lock	pattern no.	P1	P2	P3
50" High tower with two file drawers and door and wardrobe (left hand shown)	left hand	29 ⁷ / ₈ "	23 ¹ / ₂ "	48 ⁵ / ₁₆ "	Y	DT4WSLH5030FFFL	\$2,051.	\$2,359.	\$2,463.
	right hand	29 ⁷ / ₈ "	23 ¹ / ₂ "	48 ⁵ / ₁₆ "	Y	DT4WSRH5030FFFL	2,051.	2,359.	2,463.



50" High tower with two box and two file drawers and door and wardrobe (left hand shown)	left hand	29 ⁷ / ₈ "	23 ¹ / ₂ "	48 ⁵ / ₁₆ "	Y	DT4WSLH5030BBFFL	2,459.	2,826.	2,950.
	right hand	29 ⁷ / ₈ "	23 ¹ / ₂ "	48 ⁵ / ₁₆ "	Y	DT4WSRH5030BBFFL	2,459.	2,826.	2,950.



50" High tower with three file drawers and door and wardrobe (left hand shown)	left hand	29 ⁷ / ₈ "	23 ¹ / ₂ "	48 ⁵ / ₁₆ "	Y	DT4WSLH5030FFFL	2,259.	2,597.	2,710.
	right hand	29 ⁷ / ₈ "	23 ¹ / ₂ "	48 ⁵ / ₁₆ "	Y	DT4WSRH5030FFFL	2,259.	2,597.	2,710.



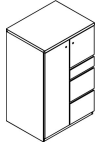
Order Code	Specification Information	Application Notes	Critical Dimensions	
Example: DT4WSLH5730BBFL-117	<p>For non-locking towers, deduct as follows from the list price for each unit: Deduct \$30 for (1) lock unit, \$60 for (2) lock unit, and \$75 for a (3) lock unit. Substitute the "L" suffix with an "N" within the pattern number to designate a non-locking unit, example (DT4WSLH5030BBFN)</p> <p>"M" drawers consisting of a box drawer body with a file drawer head are available by substituting any two "B" or any one "F" character within the pattern number, example (DT4WSLH5030MFN). Multiple "M" drawers may be specified providing they equal the total modules available. A 6" drawer, behind a cupboard door is available by adding the numeral 1 to the end of the pattern number, example (DT4WSLH6430BBFL1)</p> <ul style="list-style-type: none"> 15" w Side Access and Display towers include (1) lock. Single door towers, double door towers, 24" w and 30" w Side Access and Display towers include (2) locks. (Except full-height doors which include (1) lock) Front Access (only) towers with wardrobe include (3) locks. (Except full-height doors with wardrobe which include (2) locks) 	<p>Note: 6" drawers behind doors are not available within the wardrobe portion of towers. Drawers behind doors are painted black.</p> <p>Note: Drawers behind doors list prices are as follows: 1= \$255</p>	<p>Dimensions under, w, d and h are actual to the nearest ¹/₁₆"</p> <p>50", 57" and 64" Tower Internal Dimensions</p> <ul style="list-style-type: none"> Box and M drawer height: 4⁵/₁₆" Box and M drawer width: 12¹/₁₆" Box and M drawer depth: 18³/₈" File drawer height: 9¹/₄" File drawer width: 12¹/₁₆" File drawer depth: 18³/₈" Wide drawer height: 9⁷/₁₆" Wide drawer width: 20³/₄" Wide drawer depth: 22⁷/₈" <p>Note: All towers are configured from the top down with standard combinations of box and file drawers.</p>	
DT4 Series 2 Steel Front, Recessed Pull				
WS Wardrobe and Single Door				
LH Left Hand Access				
57 57" High				
30 30" Wide				
B Box Drawer				
B Box Drawer				
F File Drawer				
L Locking				
117 Soft Grey paint finish			<p>Application Notes</p> <p>Hanging rails and other accessories are not included and must be ordered separately. Hanging rails are included with 24" and 30" wide lateral drawers only. (See <i>Tower Accessories for pricing and order entry information</i>)</p> <p>Half depth adjustable shelves and coat hooks may be ordered separately allowing the cupboard and wardrobe area of the 15", 24" and 30" wide towers to support binders as well as shorter coats. (See <i>Tower Accessories for pricing and order entry information</i>)</p>	

Storage Towers Steel Front - Recessed Pull

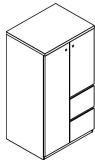
30" Wide Storage Towers

Series 2 Storage

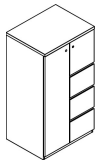
description	type	w	d	h	lock	pattern no.	P1	P2	P3
50" High tower with one box and two file drawers and door and wardrobe (left hand shown)	left hand	29 ⁷ / ₈ "	23 ¹ / ₂ "	48 ⁵ / ₁₆ "	Y	DT4WSLH5030BFFL	\$2,240.	\$2,576.	\$2,687.
	right hand	29 ⁷ / ₈ "	23 ¹ / ₂ "	48 ⁵ / ₁₆ "	Y	DT4WSRH5030BFFL	2,240.	2,576.	2,687.



57" High tower with two file drawers and door and wardrobe (left hand shown)	left hand	29 ⁷ / ₈ "	23 ¹ / ₂ "	56 ³ / ₁₆ "	Y	DT4WSLH5730FFL	2,160.	2,482.	2,590.
	right hand	29 ⁷ / ₈ "	23 ¹ / ₂ "	56 ³ / ₁₆ "	Y	DT4WSRH5730FFL	2,160.	2,482.	2,590.



57" High tower with three file drawers and door and wardrobe (left hand shown)	left hand	29 ⁷ / ₈ "	23 ¹ / ₂ "	56 ³ / ₁₆ "	Y	DT4WSLH5730FFFL	2,323.	2,670.	2,787.
	right hand	29 ⁷ / ₈ "	23 ¹ / ₂ "	56 ³ / ₁₆ "	Y	DT4WSRH5730FFFL	2,323.	2,670.	2,787.



Order Code	Specification Information	Application Notes	Critical Dimensions
Example: DT4WSLH5730BBFL-117	<p>For non-locking towers, deduct as follows from the list price for each unit: Deduct \$30 for (1) lock unit, \$60 for (2) lock unit, and \$75 for a (3) lock unit. Substitute the "L" suffix with an "N" within the pattern number to designate a non-locking unit, example (DT4WSLH5030BBFN)</p> <p>"M" drawers consisting of a box drawer body with a file drawer head are available by substituting any two "B" or any one "F" character within the pattern number, example (DT4WSLH5030MFN). Multiple "M" drawers may be specified providing they equal the total modules available. A 6" drawer, behind a cupboard door is available by adding the numeral 1 to the end of the pattern number, example (DT4WSLH6430BBFL1)</p> <ul style="list-style-type: none"> 15" w Side Access and Display towers include (1) lock. Single door towers, double door towers, 24" w and 30" w Side Access and Display towers include (2) locks. (Except full-height doors which include (1) lock) Front Access (only) towers with wardrobe include (3) locks. (Except full-height doors with wardrobe which include (2) locks) 	<p>Note: 6" drawers behind doors are not available within the wardrobe portion of towers. Drawers behind doors are painted black.</p> <p>Note: Drawers behind doors list prices are as follows: 1= \$255</p> <p>Application Notes</p> <p>Hanging rails and other accessories are not included and must be ordered separately. Hanging rails are included with 24" and 30" wide lateral drawers only. (See <i>Tower Accessories for pricing and order entry information</i>)</p> <p>Half depth adjustable shelves and coat hooks may be ordered separately allowing the cupboard and wardrobe area of the 15", 24" and 30" wide towers to support binders as well as shorter coats. (See <i>Tower Accessories for pricing and order entry information</i>)</p>	<p>Dimensions under, w, d and h are actual to the nearest ¹/₁₆"</p> <p>50", 57" and 64" Tower Internal Dimensions</p> <ul style="list-style-type: none"> Box and M drawer height: 4⁵/₁₆" Box and M drawer width: 12¹/₁₆" Box and M drawer depth: 18³/₈" File drawer height: 9¹/₄" File drawer width: 12¹/₁₆" File drawer depth: 18³/₈" Wide drawer height: 9⁷/₁₆" Wide drawer width: 20³/₄" Wide drawer depth: 22⁷/₈" <p>Note: All towers are configured from the top down with standard combinations of box and file drawers.</p>
DT4 Series 2 Steel Front, Recessed Pull			
WS Wardrobe and Single Door			
LH Left Hand Access			
57 57" High			
30 30" Wide			
B Box Drawer			
B Box Drawer			
F File Drawer			
L Locking			
117 Soft Grey paint finish			

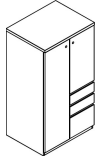
Storage Towers Steel Front - Recessed Pull

30" Wide Storage Towers

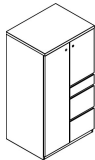
Series 2 Storage

Series 2 Steel Front Storage

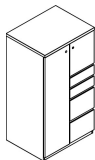
description	type	w	d	h	lock	pattern no.	P1	P2	P3
57" High tower with two box and one file drawer and door and wardrobe (left hand shown)	left hand	29 ⁷ / ₈ "	23 ¹ / ₂ "	56 ³ / ₁₆ "	Y	DT4WSLH5730BBFL	\$2,324.	\$2,670.	\$2,787.
	right hand	29 ⁷ / ₈ "	23 ¹ / ₂ "	56 ³ / ₁₆ "	Y	DT4WSRH5730BBFL	2,324.	2,670.	2,787.



57" High tower with one box and two file drawers and door and wardrobe (left hand shown)	left hand	29 ⁷ / ₈ "	23 ¹ / ₂ "	56 ³ / ₁₆ "	Y	DT4WSLH5730BBFL	2,331.	2,682.	2,796.
	right hand	29 ⁷ / ₈ "	23 ¹ / ₂ "	56 ³ / ₁₆ "	Y	DT4WSRH5730BBFL	2,331.	2,682.	2,796.



57" High tower with two box and two file drawers and door and wardrobe (left hand shown)	left hand	29 ⁷ / ₈ "	23 ¹ / ₂ "	56 ³ / ₁₆ "	Y	DT4WSLH5730BBFFL	2,521.	2,902.	3,025.
	right hand	29 ⁷ / ₈ "	23 ¹ / ₂ "	56 ³ / ₁₆ "	Y	DT4WSRH5730BBFFL	2,521.	2,902.	3,025.



Order Code	Specification Information	Application Notes	Critical Dimensions	
Example: DT4WSLH5730BBFL-117	<p>For non-locking towers, deduct as follows from the list price for each unit: Deduct \$30 for (1) lock unit, \$60 for (2) lock unit, and \$75 for a (3) lock unit. Substitute the "L" suffix with an "N" within the pattern number to designate a non-locking unit, example (DT4WSLH5030BBFN)</p> <p>"M" drawers consisting of a box drawer body with a file drawer head are available by substituting any two "B" or any one "F" character within the pattern number, example (DT4WSLH5030MFN). Multiple "M" drawers may be specified providing they equal the total modules available. A 6" drawer, behind a cupboard door is available by adding the numeral 1 to the end of the pattern number, example (DT4WSLH6430BBFL1)</p> <ul style="list-style-type: none"> 15" w Side Access and Display towers include (1) lock. Single door towers, double door towers, 24" w and 30" w Side Access and Display towers include (2) locks. (Except full-height doors which include (1) lock) Front Access (only) towers with wardrobe include (3) locks. (Except full-height doors with wardrobe which include (2) locks) 	<p>Note: 6" drawers behind doors are not available within the wardrobe portion of towers. Drawers behind doors are painted black.</p> <p>Note: Drawers behind doors list prices are as follows: 1= \$255</p> <p>Application Notes</p> <p>Hanging rails and other accessories are not included and must be ordered separately. Hanging rails are included with 24" and 30" wide lateral drawers only. (See <i>Tower Accessories for pricing and order entry information</i>)</p> <p>Half depth adjustable shelves and coat hooks may be ordered separately allowing the cupboard and wardrobe area of the 15", 24" and 30" wide towers to support binders as well as shorter coats. (See <i>Tower Accessories for pricing and order entry information</i>)</p>	<p>Dimensions under, w, d and h are actual to the nearest ¹/₁₆"</p> <p>50", 57" and 64" Tower Internal Dimensions</p> <ul style="list-style-type: none"> Box and M drawer height: 4⁵/₁₆" Box and M drawer width: 12¹/₁₆" Box and M drawer depth: 18³/₈" File drawer height: 9¹/₄" File drawer width: 12¹/₁₆" File drawer depth: 18³/₈" Wide drawer height: 9⁷/₁₆" Wide drawer width: 20³/₄" Wide drawer depth: 22⁷/₈" <p>Note: All towers are configured from the top down with standard combinations of box and file drawers.</p>	
DT4				Series 2 Steel Front, Recessed Pull
WS				Wardrobe and Single Door
LH				Left Hand Access
57				57" High
30				30" Wide
B				Box Drawer
B				Box Drawer
F				File Drawer
L				Locking
117				Soft Grey paint finish

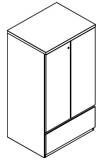
Storage Towers Steel Front - Recessed Pull

30" Wide Storage Towers

Series 2 Storage

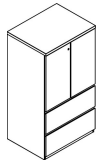
description	type	w	d	h	lock	pattern no.	P1	P2	P3
-------------	------	---	---	---	------	-------------	----	----	----

57" High Double Door tower with one wide drawer		29 ⁷ / ₈ "	23 ¹ / ₂ "	56 ³ / ₁₆ "	Y	DT4D5730WL	\$2,289.	\$2,631.	\$2,745.
---	--	----------------------------------	----------------------------------	-----------------------------------	---	-------------------	----------	----------	----------



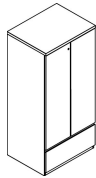
24" and 30" wide double door cabinets may be ordered with a grommet option located in the back of the case by adding a "G" between the 4th and 5th character of the pattern number, example (DT4DG5730WL). Add \$100 list for this option. **Note**, by adding a "G" option, the cabinet will also receive AV hinged doors.

57" High Double Door tower with two wide drawers		29 ⁷ / ₈ "	23 ¹ / ₂ "	56 ³ / ₁₆ "	Y	DT4D5730WWL	2,788.	3,204.	3,343.
--	--	----------------------------------	----------------------------------	-----------------------------------	---	--------------------	--------	--------	--------



24" and 30" wide double door cabinets may be ordered with a grommet option located in the back of the case by adding a "G" between the 4th and 5th character of the pattern number, example (DT4DG5730WWL). Add \$100 list for this option. **Note**, by adding a "G" option, the cabinet will also receive AV hinged doors.

64" High Double Door tower with one wide drawer		29 ⁷ / ₈ "	23 ¹ / ₂ "	63 ⁵ / ₁₆ "	Y	DT4D6430WL	2,337.	2,688.	2,806.
---	--	----------------------------------	----------------------------------	-----------------------------------	---	-------------------	--------	--------	--------



24" and 30" wide double door cabinets may be ordered with a grommet option located in the back of the case by adding a "G" between the 4th and 5th character of the pattern number, example (DT4DG6430WL). Add \$100 list for this option. **Note**, by adding a "G" option, the cabinet will also receive AV hinged doors.

Order Code	Specification Information	Application Notes	Critical Dimensions
Example: DT4WSLH5730BBFL-117	For non-locking towers, deduct as follows from the list price for each unit: Deduct \$30 for (1) lock unit, \$60 for (2) lock unit, and \$75 for a (3) lock unit. Substitute the "L" suffix with an "N" within the pattern number to designate a non-locking unit, example (DT4WSLH5030BBFN)	Note: 6" drawers behind doors are not available within the wardrobe portion of towers. Drawers behind doors are painted black. Note: Drawers behind doors list prices are as follows: 1= \$255	Dimensions under, w , d and h are actual to the nearest ¹ / ₁₆ "
DT4 Series 2 Steel Front, Recessed Pull		Application Notes	50", 57" and 64" Tower Internal Dimensions
WS Wardrobe and Single Door		Hanging rails and other accessories are not included and must be ordered separately. Hanging rails are included with 24" and 30" wide lateral drawers only. (See <i>Tower Accessories for pricing and order entry information</i>)	<ul style="list-style-type: none"> Box and M drawer height: 4⁵/₁₆" Box and M drawer width: 12¹/₁₆" Box and M drawer depth: 18³/₈" File drawer height: 9¹/₄" File drawer width: 12¹/₁₆" File drawer depth: 18³/₈" Wide drawer height: 9⁷/₁₆" Wide drawer width: 20³/₄" Wide drawer depth: 22⁷/₈"
LH Left Hand Access		Half depth adjustable shelves and coat hooks may be ordered separately allowing the cupboard and wardrobe area of the 15", 24" and 30" wide towers to support binders as well as shorter coats. (See <i>Tower Accessories for pricing and order entry information</i>)	Note: All towers are configured from the top down with standard combinations of box and file drawers.
57 57" High			
30 30" Wide			
B Box Drawer	"M" drawers consisting of a box drawer body with a file drawer head are available by substituting any two "B" or any one "F" character within the pattern number, example (DT4WSLH5030MFN). Multiple "M" drawers may be specified providing they equal the total modules available. A 6" drawer, behind a cupboard door is available by adding the numeral 1 to the end of the pattern number, example (DT4WSLH6430BBFL1)		
B Box Drawer			
F File Drawer			
L Locking			
117 Soft Grey paint finish	<ul style="list-style-type: none"> 15" w Side Access and Display towers include (1) lock. Single door towers, double door towers, 24" w and 30" w Side Access and Display towers include (2) locks. (Except full-height doors which include (1) lock) Front Access (only) towers with wardrobe include (3) locks. (Except full-height doors with wardrobe which include (2) locks) 		

Storage Towers Steel Front - Recessed Pull

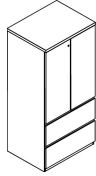
30" Wide Storage Towers

Series 2 Storage

Series 2 Steel Front Storage

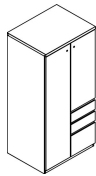
description	type	w	d	h	lock	pattern no.	P1	P2	P3
-------------	------	---	---	---	------	-------------	----	----	----

64" High Double Door tower with two wide drawers



24" and 30" wide double door cabinets may be ordered with a grommet option located in the back of the case by adding a "G" between the 4th and 5th character of the pattern number, example (DT4DG6430WWL). Add \$100 list for this option. **Note**, by adding a "G" option, the cabinet will also receive AV hinged doors.

64" High tower with two box and one file drawer and door and wardrobe (left hand shown)	left hand	29 ⁷ / ₈ "	23 ¹ / ₂ "	63 ⁵ / ₁₆ "	Y	DT4WSLH6430BBFL	2,364.	2,720.	2,839.
---	-----------	----------------------------------	----------------------------------	-----------------------------------	---	-----------------	--------	--------	--------



right hand	29 ⁷ / ₈ "	23 ¹ / ₂ "	63 ⁵ / ₁₆ "	Y	DT4WSRH6430BBFL	2,364.	2,720.	2,839.
------------	----------------------------------	----------------------------------	-----------------------------------	---	-----------------	--------	--------	--------

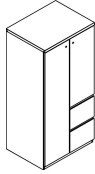
Order Code	Specification Information	Application Notes	Critical Dimensions
Example: DT4WSLH5730BBFL-117	For non-locking towers, deduct as follows from the list price for each unit: Deduct \$30 for (1) lock unit, \$60 for (2) lock unit, and \$75 for a (3) lock unit. Substitute the "L" suffix with an "N" within the pattern number to designate a non-locking unit, example (DT4WSLH5030BBFN)	Note: 6" drawers behind doors are not available within the wardrobe portion of towers. Drawers behind doors are painted black.	Dimensions under, w , d and h are actual to the nearest ¹ / ₁₆ "
DT4 Series 2 Steel Front, Recessed Pull		Note: Drawers behind doors list prices are as follows: 1= \$255	50", 57" and 64" Tower Internal Dimensions
WS Wardrobe and Single Door		Application Notes	<ul style="list-style-type: none"> Box and M drawer height: 4⁵/₁₆" Box and M drawer width: 12¹/₁₆" Box and M drawer depth: 18³/₈" File drawer height: 9¹/₄" File drawer width: 12¹/₁₆" File drawer depth: 18³/₈" Wide drawer height: 9⁷/₁₆" Wide drawer width: 20³/₄" Wide drawer depth: 22⁷/₈"
LH Left Hand Access		Hanging rails and other accessories are not included and must be ordered separately. Hanging rails are included with 24" and 30" wide lateral drawers only. (See Tower Accessories for pricing and order entry information)	Note: All towers are configured from the top down with standard combinations of box and file drawers.
57 57" High		Half depth adjustable shelves and coat hooks may be ordered separately allowing the cupboard and wardrobe area of the 15", 24" and 30" wide towers to support binders as well as shorter coats. (See Tower Accessories for pricing and order entry information)	
30 30" Wide			
B Box Drawer	"M" drawers consisting of a box drawer body with a file drawer head are available by substituting any two "B" or any one "F" character within the pattern number, example (DT4WSLH5030MFN). Multiple "M" drawers may be specified providing they equal the total modules available. A 6" drawer, behind a cupboard door is available by adding the numeral 1 to the end of the pattern number, example (DT4WSLH6430BBFL1)		
B Box Drawer			
F File Drawer			
L Locking			
117 Soft Grey paint finish	<ul style="list-style-type: none"> 15" w Side Access and Display towers include (1) lock. Single door towers, double door towers, 24" w and 30" w Side Access and Display towers include (2) locks. (Except full-height doors which include (1) lock) Front Access (only) towers with wardrobe include (3) locks. (Except full-height doors with wardrobe which include (2) locks) 		

Storage Towers Steel Front - Recessed Pull

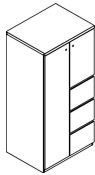
30" Wide Storage Towers

Series 2 Storage

description	type	w	d	h	lock	pattern no.	P1	P2	P3
64" High tower with two file drawers and door and wardrobe (left hand shown)	right hand	29 ⁷ / ₈ "	23 ¹ / ₂ "	63 ⁵ / ₁₆ "	Y	DT4WSRH6430FFL	\$2,207.	\$2,538.	\$2,648.



64" High tower with three file drawers and door and wardrobe (left hand shown)	left hand	29 ⁷ / ₈ "	23 ¹ / ₂ "	63 ⁵ / ₁₆ "	Y	DT4WSLH6430FFFL	2,385.	2,745.	2,863.
	right hand	29 ⁷ / ₈ "	23 ¹ / ₂ "	63 ⁵ / ₁₆ "	Y	DT4WSRH6430FFFL	2,385.	2,745.	2,863.



Order Code	Specification Information	Application Notes	Critical Dimensions	
Example: DT4WSLH5730BBFL-117	<p>For non-locking towers, deduct as follows from the list price for each unit: Deduct \$30 for (1) lock unit, \$60 for (2) lock unit, and \$75 for a (3) lock unit. Substitute the "L" suffix with an "N" within the pattern number to designate a non-locking unit, example (DT4WSLH5030BBFN)</p> <p>"M" drawers consisting of a box drawer body with a file drawer head are available by substituting any two "B" or any one "F" character within the pattern number, example (DT4WSLH5030MFN). Multiple "M" drawers may be specified providing they equal the total modules available. A 6" drawer, behind a cupboard door is available by adding the numeral 1 to the end of the pattern number, example (DT4WSLH6430BBFL1)</p> <ul style="list-style-type: none"> • 15" w Side Access and Display towers include (1) lock. • Single door towers, double door towers, 24" w and 30" w Side Access and Display towers include (2) locks. (Except full-height doors which include (1) lock) • Front Access (only) towers with wardrobe include (3) locks. (Except full-height doors with wardrobe which include (2) locks) 	<p>Note: 6" drawers behind doors are not available within the wardrobe portion of towers. Drawers behind doors are painted black.</p> <p>Note: Drawers behind doors list prices are as follows: 1= \$255</p>	<p>Dimensions under, w, d and h are actual to the nearest ¹/₁₆"</p> <p>50", 57" and 64" Tower Internal Dimensions</p> <ul style="list-style-type: none"> • Box and M drawer height: 4⁵/₁₆" • Box and M drawer width: 12¹/₁₆" • Box and M drawer depth: 18³/₈" • File drawer height: 9¹/₄" • File drawer width: 12¹/₁₆" • File drawer depth: 18³/₈" • Wide drawer height: 9⁹/₁₆" • Wide drawer width: 20³/₄" • Wide drawer depth: 22⁷/₈" <p>Note: All towers are configured from the top down with standard combinations of box and file drawers.</p>	
DT4 Series 2 Steel Front, Recessed Pull				<p>Application Notes</p> <p>Hanging rails and other accessories are not included and must be ordered separately. Hanging rails are included with 24" and 30" wide lateral drawers only. (See <i>Tower Accessories for pricing and order entry information</i>)</p> <p>Half depth adjustable shelves and coat hooks may be ordered separately allowing the cupboard and wardrobe area of the 15", 24" and 30" wide towers to support binders as well as shorter coats. (See <i>Tower Accessories for pricing and order entry information</i>)</p>
WS Wardrobe and Single Door				
LH Left Hand Access				
57 57" High				
30 30" Wide				
B Box Drawer				
B Box Drawer				
F File Drawer				
L Locking				
117 Soft Grey paint finish				

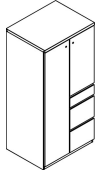
Storage Towers Steel Front - Recessed Pull

30" Wide Storage Towers

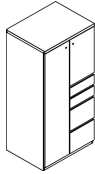
Series 2 Storage

Series 2 Steel Front Storage

description	type	w	d	h	lock	pattern no.	P1	P2	P3
64" High tower with one box and two file drawers and door and wardrobe (left hand shown)	left hand	29 ⁷ / ₈ "	23 ¹ / ₂ "	63 ⁵ / ₁₆ "	Y	DT4WSLH6430BBFFL	\$2,396.	\$2,755.	\$2,876.
	right hand	29 ⁷ / ₈ "	23 ¹ / ₂ "	63 ⁵ / ₁₆ "	Y	DT4WSRH6430BBFFL	2,396.	2,755.	2,876.



64" High tower with two box and two file drawers and door and wardrobe (left hand shown)	left hand	29 ⁷ / ₈ "	23 ¹ / ₂ "	63 ⁵ / ₁₆ "	Y	DT4WSLH6430BBFFL	2,586.	2,974.	3,104.
	right hand	29 ⁷ / ₈ "	23 ¹ / ₂ "	63 ⁵ / ₁₆ "	Y	DT4WSRH6430BBFFL	2,586.	2,974.	3,104.



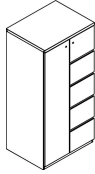
Order Code	Specification Information	Application Notes	Critical Dimensions
Example: DT4WSLH5730BBFL-117	<p>For non-locking towers, deduct as follows from the list price for each unit: Deduct \$30 for (1) lock unit, \$60 for (2) lock unit, and \$75 for a (3) lock unit. Substitute the "L" suffix with an "N" within the pattern number to designate a non-locking unit, example (DT4WSLH5030BBFN)</p> <p>"M" drawers consisting of a box drawer body with a file drawer head are available by substituting any two "B" or any one "F" character within the pattern number, example (DT4WSLH5030MFN). Multiple "M" drawers may be specified providing they equal the total modules available. A 6" drawer, behind a cupboard door is available by adding the numeral 1 to the end of the pattern number, example (DT4WSLH6430BBFL1)</p> <ul style="list-style-type: none"> 15" w Side Access and Display towers include (1) lock. Single door towers, double door towers, 24" w and 30" w Side Access and Display towers include (2) locks. (Except full-height doors which include (1) lock) Front Access (only) towers with wardrobe include (3) locks. (Except full-height doors with wardrobe which include (2) locks) 	<p>Note: 6" drawers behind doors are not available within the wardrobe portion of towers. Drawers behind doors are painted black.</p> <p>Note: Drawers behind doors list prices are as follows: 1= \$255</p>	<p>Dimensions under, w, d and h are actual to the nearest ¹/₁₆"</p> <p>50", 57" and 64" Tower Internal Dimensions</p> <ul style="list-style-type: none"> Box and M drawer height: 4⁵/₁₆" Box and M drawer width: 12¹/₁₆" Box and M drawer depth: 18³/₈" File drawer height: 9¹/₄" File drawer width: 12¹/₁₆" File drawer depth: 18³/₈" Wide drawer height: 9⁹/₁₆" Wide drawer width: 20³/₄" Wide drawer depth: 22⁷/₈" <p>Note: All towers are configured from the top down with standard combinations of box and file drawers.</p>
DT4 Series 2 Steel Front, Recessed Pull			
WS Wardrobe and Single Door			
LH Left Hand Access			
57 57" High			
30 30" Wide			
B Box Drawer			
B Box Drawer			
F File Drawer			
L Locking			
117 Soft Grey paint finish			
		<p>Application Notes</p> <p>Hanging rails and other accessories are not included and must be ordered separately. Hanging rails are included with 24" and 30" wide lateral drawers only. (See <i>Tower Accessories for pricing and order entry information</i>)</p> <p>Half depth adjustable shelves and coat hooks may be ordered separately allowing the cupboard and wardrobe area of the 15", 24" and 30" wide towers to support binders as well as shorter coats. (See <i>Tower Accessories for pricing and order entry information</i>)</p>	

Storage Towers Steel Front - Recessed Pull

30" Wide Storage Towers

Series 2 Storage

description	type	w	d	h	lock	pattern no.	P1	P2	P3
64" High tower with four file drawers and door and wardrobe (left hand shown)	left hand	29 ⁷ / ₈ "	23 1/2"	63 ⁵ / ₁₆ "	Y	DT4WSLH6430FFFL	\$2,619.	\$3,012.	\$3,143.
	right hand	29 ⁷ / ₈ "	23 1/2"	63 ⁵ / ₁₆ "	Y	DT4WSRH6430FFFL	2,619.	3,012.	3,143.



Order Code	Specification Information	Application Notes	Critical Dimensions
Example: DT4WSLH5730BBFL-117	<p>For non-locking towers, deduct as follows from the list price for each unit: Deduct \$30 for (1) lock unit, \$60 for (2) lock unit, and \$75 for a (3) lock unit. Substitute the "L" suffix with an "N" within the pattern number to designate a non-locking unit, example (DT4WSLH5030BBFN)</p> <p>"M" drawers consisting of a box drawer body with a file drawer head are available by substituting any two "B" or any one "F" character within the pattern number, example (DT4WSLH5030MFN). Multiple "M" drawers may be specified providing they equal the total modules available. A 6" drawer, behind a cupboard door is available by adding the numeral 1 to the end of the pattern number, example (DT4WSLH6430BBFL1)</p> <ul style="list-style-type: none"> 15" w Side Access and Display towers include (1) lock. Single door towers, double door towers, 24" w and 30" w Side Access and Display towers include (2) locks. (Except full-height doors which include (1) lock) Front Access (only) towers with wardrobe include (3) locks. (Except full-height doors with wardrobe which include (2) locks) 	<p>Note: 6" drawers behind doors are not available within the wardrobe portion of towers. Drawers behind doors are painted black.</p> <p>Note: Drawers behind doors list prices are as follows: 1= \$255</p>	<p>Dimensions under, w, d and h are actual to the nearest 1/16"</p> <p>50", 57" and 64" Tower Internal Dimensions</p> <ul style="list-style-type: none"> Box and M drawer height: 4⁵/₁₆" Box and M drawer width: 12¹/₁₆" Box and M drawer depth: 18³/₈" File drawer height: 9¹/₄" File drawer width: 12¹/₁₆" File drawer depth: 18³/₈" Wide drawer height: 9⁹/₁₆" Wide drawer width: 20³/₄" Wide drawer depth: 22⁷/₈" <p>Note: All towers are configured from the top down with standard combinations of box and file drawers.</p>
DT4 Series 2 Steel Front, Recessed Pull			
WS Wardrobe and Single Door			
LH Left Hand Access			
57 57" High			
30 30" Wide			
B Box Drawer			
B Box Drawer			
F File Drawer			
L Locking			
117 Soft Grey paint finish			
		<p>Application Notes</p> <p>Hanging rails and other accessories are not included and must be ordered separately. Hanging rails are included with 24" and 30" wide lateral drawers only. (See <i>Tower Accessories for pricing and order entry information</i>)</p> <p>Half depth adjustable shelves and coat hooks may be ordered separately allowing the cupboard and wardrobe area of the 15", 24" and 30" wide towers to support binders as well as shorter coats. (See <i>Tower Accessories for pricing and order entry information</i>)</p>	


Storage Towers Steel Front - Series 2 Pull

15" Wide Storage Towers


Series 2 Storage

Series 2 Steel Front Storage

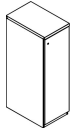
description	type	w	d	h	lock	pattern no.	P1	P2	P3
42" High Side Access Bookcase tower with two box and one file drawer (right hand shown)	left hand	14 ⁷ / ₈ "	23 ¹ / ₂ "	41 ⁵ / ₁₆ "	Y	DT3SBLH4215BBFL	\$1,585.	\$1,822.	\$1,901.
	right hand	14 ⁷ / ₈ "	23 ¹ / ₂ "	41 ⁵ / ₁₆ "	Y	DT3SBRH4215BBFL	1,585.	1,822.	1,901.



42" High Side Access Bookcase tower with two file drawers (right hand shown)	left hand	14 7/8"	23 1/2"	41 5/16"	Y	DT3SBLH4215FFL	1,510.	1,740.	1,815.
	right hand	14 ⁷ / ₈ "	23 ¹ / ₂ "	41 ⁵ / ₁₆ "	Y	DT3SBRH4215FFL	1,510.	1,740.	1,815.



50" High Single Door tower with no drawers (right hand shown)	left hand	14 ⁷ / ₈ "	23 ¹ / ₂ "	48 ⁵ / ₁₆ "	Y	DT3SLH5015L	1,744.	1,890.	2,111.
	right hand	14 ⁷ / ₈ "	23 ¹ / ₂ "	48 ⁵ / ₁₆ "	Y	DT3SRH5015L	1,744.	1,890.	2,111.



Order Code

Example:	DT3SBLH5715BBFL-117
DT3	Series 2 Steel Front, Series 2 Pull
SB	Side Access Bookcase
LH	Left Hand Access
57	57" High
15	15" Wide
B	Box Drawer
B	Box Drawer
F	File Drawer
L	Locking
117	Soft Grey paint finish

Specification Information

For non-locking towers, deduct as follows from the list price for each unit: Deduct \$30 for (1) lock unit, \$60 for (2) lock unit, and \$75 for a (3) lock unit. Substitute the "L" suffix with an "N" within the pattern number to designate a non-locking unit, example (DT3SLH5015BBFN)

Application Notes

Hanging rails and other accessories are not included and must be ordered separately. Hanging rails are included with 24" and 30" wide lateral drawers only. (See *Tower Accessories for pricing and order entry information*)

Half depth adjustable shelves and coat hooks may be ordered separately allowing the cupboard area of the 15", 24" and 30" wide towers to support binders as well as shorter coats. (See *Tower Accessories for pricing and order entry information*) Note: Series 2 Steel front doors are standard without a handle. Handles may be ordered for cupboard doors as a special.

- 15" w Side Access and Display towers include (1) lock.
- Single door towers, double door towers, 24" w and 30" w Side Access and Display towers include (2) locks. (Except full-height doors which include (1) lock)
- Front Access (only) towers with wardrobe include (3) locks. (Except full-height doors with wardrobe which include (2) locks)

Single door tower (50" h and 57" h) with no drawers include one fixed shelf and one adjustable shelf. 64" h includes one fixed shelf and two adjustable shelves. Fixed shelf is positioned just below worksurface height.

Critical Dimensions

Dimensions under, **w**, **d** and **h** are actual to the nearest 1/16"

42", 50", 57" and 64" Tower Internal Dimensions

- Box and M drawer height: 4⁵/₁₆"
- Box and M drawer width: 12¹/₁₆"
- Box and M drawer depth: 18³/₈"
- File drawer height: 9¹/₄"
- File drawer width: 12¹/₁₆"
- File drawer depth: 18³/₈"

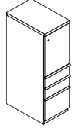
Note: All towers are configured from the top down with standard combinations of box and file drawers.

Storage Towers Steel Front - Series 2 Pull

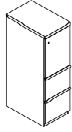
15" Wide Storage Towers

Series 2 Storage

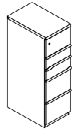
description	type	w	d	h	lock	pattern no.	P1	P2	P3
50" High Single Door tower with two box and one file drawer (right hand shown)	left hand	14 ⁷ / ₈ "	23 ¹ / ₂ "	48 ⁵ / ₁₆ "	Y	DT3SLH5015BBFL	\$1,857.	\$2,136.	\$2,229.
	right hand	14 ⁷ / ₈ "	23 ¹ / ₂ "	48 ⁵ / ₁₆ "	Y	DT3SRH5015BBFL	1,857.	2,136.	2,229.



50" High Single Door tower with two file drawers (right hand shown)	left hand	14 ⁷ / ₈ "	23 ¹ / ₂ "	48 ⁵ / ₁₆ "	Y	DT3SLH5015FFL	1,675.	1,927.	2,009.
	right hand	14 ⁷ / ₈ "	23 ¹ / ₂ "	48 ⁵ / ₁₆ "	Y	DT3SRH5015FFL	1,675.	1,927.	2,009.



50" High Single Door tower with two box and two file drawers (right hand shown)	left hand	14 ⁷ / ₈ "	23 ¹ / ₂ "	48 ⁵ / ₁₆ "	Y	DT3SLH5015BBFFL	2,032.	2,337.	2,441.
	right hand	14 ⁷ / ₈ "	23 ¹ / ₂ "	48 ⁵ / ₁₆ "	Y	DT3SRH5015BBFFL	2,032.	2,337.	2,441.



Order Code

Example:	DT3SBLH5715BBFL-117
DT3	Series 2 Steel Front, Series 2 Pull
SB	Side Access Bookcase
LH	Left Hand Access
57	57" High
15	15" Wide
B	Box Drawer
B	Box Drawer
F	File Drawer
L	Locking
117	Soft Grey paint finish

Specification Information

For non-locking towers, deduct as follows from the list price for each unit: Deduct \$30 for (1) lock unit, \$60 for (2) lock unit, and \$75 for a (3) lock unit. Substitute the "L" suffix with an "N" within the pattern number to designate a non-locking unit, example (DT3SLH5015BBFN)

"M" drawers consisting of a box drawer body with a file drawer head are available by substituting any two "B" or any one "F" character within the pattern number, example (DT3SLH5015MFN). Multiple "M" drawers may be specified providing they equal the total modules available.

A 6" drawer, behind a cupboard door is available by adding the numeral 1 to the end of the pattern number, example (DT3SLH6415BBFL1)

Note: 6" drawers behind doors are not available within the wardrobe portion of towers. Drawers behind doors are painted black.

Note: Drawer behind door list pricing is as follows: 1= \$255

Application Notes

Hanging rails and other accessories are not included and must be ordered separately. Hanging rails are included with 24" and 30" wide lateral drawers only. (See *Tower Accessories for pricing and order entry information*)

Half depth adjustable shelves and coat hooks may be ordered separately allowing the cupboard area of the 15", 24" and 30" wide towers to support binders as well as shorter coats. (See *Tower Accessories for pricing and order entry information*)*Note: Series 2 Steel front doors are standard without a handle. Handles may be ordered for cupboard doors as a special.*

- 15" w Side Access and Display towers include (1) lock.
- Single door towers, double door towers, 24" w and 30" w Side Access and Display towers include (2) locks. (Except full-height doors which include (1) lock)
- Front Access (only) towers with wardrobe include (3) locks. (Except full-height doors with wardrobe which include (2) locks)

Single door tower (50" h and 57" h) with no drawers include one fixed shelf and one adjustable shelf. 64" h includes one fixed shelf and two adjustable shelves. Fixed shelf is positioned just below worksurface height.

Critical Dimensions

Dimensions under, **w**, **d** and **h** are actual to the nearest ¹/₁₆"

42", 50", 57" and 64" Tower Internal Dimensions

- Box and M drawer height: 4⁵/₁₆"
- Box and M drawer width: 12¹/₁₆"
- Box and M drawer depth: 18³/₈"
- File drawer height: 9¹/₄"
- File drawer width: 12¹/₁₆"
- File drawer depth: 18³/₈"

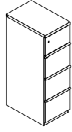
Note: All towers are configured from the top down with standard combinations of box and file drawers.

Storage Towers Steel Front - Series 2 Pull

15" Wide Storage Towers

Series 2 Storage

description	type	w	d	h	lock	pattern no.	P1	P2	P3
50" High Single Door tower with three file drawers (right hand shown)	left hand	14 ⁷ / ₈ "	23 ¹ / ₂ "	48 ³ / ₁₆ "	Y	DT3SLH5015FFFL	\$1,880.	\$2,161.	\$2,256.
	right hand	14 ⁷ / ₈ "	23 ¹ / ₂ "	48 ³ / ₁₆ "	Y	DT3SRH5015FFFL	1,880.	2,161.	2,256.



50" High Side Access Bookcase tower with two box and one file drawer (right hand shown)	left hand	14 ⁷ / ₈ "	23 ¹ / ₂ "	48 ³ / ₁₆ "	Y	DT3SBLH5015BBFL	1,672.	1,920.	2,005.
	right hand	14 ⁷ / ₈ "	23 ¹ / ₂ "	48 ³ / ₁₆ "	Y	DT3SBRH5015BBFL	1,672.	1,920.	2,005.



50" High Side Access Bookcase tower with two file drawers (right hand shown)	left hand	14 ⁷ / ₈ "	23 ¹ / ₂ "	48 ³ / ₁₆ "	Y	DT3SBLH5015FFFL	1,585.	1,822.	1,901.
	right hand	14 ⁷ / ₈ "	23 ¹ / ₂ "	48 ³ / ₁₆ "	Y	DT3SBRH5015FFFL	1,585.	1,822.	1,901.



Order Code

Example:	DT3SBLH5715BBFL-117
DT3	Series 2 Steel Front, Series 2 Pull
SB	Side Access Bookcase
LH	Left Hand Access
57	57" High
15	15" Wide
B	Box Drawer
B	Box Drawer
F	File Drawer
L	Locking
117	Soft Grey paint finish

Specification Information

For non-locking towers, deduct as follows from the list price for each unit: Deduct \$30 for (1) lock unit, \$60 for (2) lock unit, and \$75 for a (3) lock unit. Substitute the "L" suffix with an "N" within the pattern number to designate a non-locking unit, example (DT3SLH5015BBFN)

Application Notes

Hanging rails and other accessories are not included and must be ordered separately. Hanging rails are included with 24" and 30" wide lateral drawers only. (See *Tower Accessories for pricing and order entry information*)

Half depth adjustable shelves and coat hooks may be ordered separately allowing the cupboard area of the 15", 24" and 30" wide towers to support binders as well as shorter coats. (See *Tower Accessories for pricing and order entry information*)*Note: Series 2 Steel front doors are standard without a handle. Handles may be ordered for cupboard doors as a special.*

- 15" w Side Access and Display towers include (1) lock.
- Single door towers, double door towers, 24" w and 30" w Side Access and Display towers include (2) locks. (Except full-height doors which include (1) lock)
- Front Access (only) towers with wardrobe include (3) locks. (Except full-height doors with wardrobe which include (2) locks)

Single door tower (50" h and 57" h) with no drawers include one fixed shelf and one adjustable shelf. 64" h includes one fixed shelf and two adjustable shelves. Fixed shelf is positioned just below worksurface height.

Critical Dimensions

Dimensions under, **w**, **d** and **h** are actual to the nearest ¹/₁₆"

42", 50", 57" and 64" Tower Internal Dimensions

- Box and M drawer height: 4⁵/₁₆"
- Box and M drawer width: 12¹/₁₆"
- Box and M drawer depth: 18³/₈"
- File drawer height: 9¹/₄"
- File drawer width: 12¹/₁₆"
- File drawer depth: 18³/₈"

Note: All towers are configured from the top down with standard combinations of box and file drawers.

"M" drawers consisting of a box drawer body with a file drawer head are available by substituting any two "B" or any one "F" character within the pattern number, example (DT3SLH5015MFN). Multiple "M" drawers may be specified providing they equal the total modules available.

A 6" drawer, behind a cupboard door is available by adding the numeral 1 to the end of the pattern number, example (DT3SLH6415BBFL1)

Note: 6" drawers behind doors are not available within the wardrobe portion of towers. Drawers behind doors are painted black.

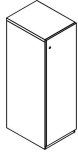
Note: Drawer behind door list pricing is as follows: 1= \$255

Storage Towers Steel Front - Series 2 Pull

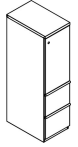
15" Wide Storage Towers

Series 2 Storage

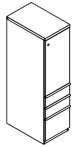
description	type	w	d	h	lock	pattern no.	P1	P2	P3
57" High Single Door tower with no drawers (right hand shown)	left hand	14 ⁷ / ₈ "	23 ¹ / ₂ "	56 ³ / ₁₆ "	Y	DT3SLH5715L	\$1,789.	\$1,967.	\$2,146.
	right hand	14 ⁷ / ₈ "	23 ¹ / ₂ "	56 ³ / ₁₆ "	Y	DT3SRH5715L	1,789.	1,967.	2,146.



57" High Single Door tower with two file drawers (right hand shown)	left hand	14 ⁷ / ₈ "	23 ¹ / ₂ "	56 ³ / ₁₆ "	Y	DT3SLH5715FFL	1,718.	1,978.	2,061.
	right hand	14 ⁷ / ₈ "	23 ¹ / ₂ "	56 ³ / ₁₆ "	Y	DT3SRH5715FFL	1,718.	1,978.	2,061.



57" High Single Door tower with two box and one file drawer (right hand shown)	left hand	14 ⁷ / ₈ "	23 ¹ / ₂ "	56 ³ / ₁₆ "	Y	DT3SLH5715BBFL	1,901.	2,185.	2,281.
	right hand	14 ⁷ / ₈ "	23 ¹ / ₂ "	56 ³ / ₁₆ "	Y	DT3SRH5715BBFL	1,901.	2,185.	2,281.



Order Code

Example:	DT3SBLH5715BBFL-117
DT3	Series 2 Steel Front, Series 2 Pull
SB	Side Access Bookcase
LH	Left Hand Access
57	57" High
15	15" Wide
B	Box Drawer
B	Box Drawer
F	File Drawer
L	Locking
117	Soft Grey paint finish

Specification Information

For non-locking towers, deduct as follows from the list price for each unit: Deduct \$30 for (1) lock unit, \$60 for (2) lock unit, and \$75 for a (3) lock unit. Substitute the "L" suffix with an "N" within the pattern number to designate a non-locking unit, example (DT3SLH5015BBFN)

"M" drawers consisting of a box drawer body with a file drawer head are available by substituting any two "B" or any one "F" character within the pattern number, example (DT3SLH5015MFN). Multiple "M" drawers may be specified providing they equal the total modules available.

A 6" drawer, behind a cupboard door is available by adding the numeral 1 to the end of the pattern number, example (DT3SLH6415BBFL1)

Note: 6" drawers behind doors are not available within the wardrobe portion of towers. Drawers behind doors are painted black.

Note: Drawer behind door list pricing is as follows: 1= \$255

Application Notes

Hanging rails and other accessories are not included and must be ordered separately. Hanging rails are included with 24" and 30" wide lateral drawers only. (See *Tower Accessories for pricing and order entry information*)

Half depth adjustable shelves and coat hooks may be ordered separately allowing the cupboard area of the 15", 24" and 30" wide towers to support binders as well as shorter coats. (See *Tower Accessories for pricing and order entry information*)*Note: Series 2 Steel front doors are standard without a handle. Handles may be ordered for cupboard doors as a special.*

- 15" w Side Access and Display towers include (1) lock.
- Single door towers, double door towers, 24" w and 30" w Side Access and Display towers include (2) locks. (Except full-height doors which include (1) lock)
- Front Access (only) towers with wardrobe include (3) locks. (Except full-height doors with wardrobe which include (2) locks)

Single door tower (50" h and 57" h) with no drawers include one fixed shelf and one adjustable shelf. 64" h includes one fixed shelf and two adjustable shelves. Fixed shelf is positioned just below worksurface height.

Critical Dimensions

Dimensions under, **w**, **d** and **h** are actual to the nearest ¹/₁₆"

42", 50", 57" and 64" Tower Internal Dimensions

- Box and M drawer height: 4⁵/₁₆"
- Box and M drawer width: 12¹/₁₆"
- Box and M drawer depth: 18³/₈"
- File drawer height: 9¹/₄"
- File drawer width: 12¹/₁₆"
- File drawer depth: 18³/₈"

Note: All towers are configured from the top down with standard combinations of box and file drawers.

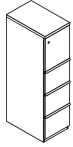
Storage Towers Steel Front - Series 2 Pull

15" Wide Storage Towers

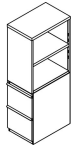
Series 2 Storage

Series 2 Steel Front Storage

description	type	w	d	h	lock	pattern no.	P1	P2	P3
57" High Single Door tower with three file drawers (right hand shown)	left hand	14 ⁷ / ₈ "	23 ¹ / ₂ "	56 ³ / ₁₆ "	Y	DT3SLH5715FFFL	\$1,923.	\$2,211.	\$2,303.
	right hand	14 ⁷ / ₈ "	23 ¹ / ₂ "	56 ³ / ₁₆ "	Y	DT3SRH5715FFFL	1,923.	2,211.	2,303.



57" High Side Access Bookcase tower with two file drawers (right hand shown)	left hand	14 ⁷ / ₈ "	23 ¹ / ₂ "	56 ³ / ₁₆ "	Y	DT3SBLH5715FFL	1,718.	1,978.	2,061.
	right hand	14 ⁷ / ₈ "	23 ¹ / ₂ "	56 ³ / ₁₆ "	Y	DT3SBRH5715FFL	1,718.	1,978.	2,061.



57" High Side Access Bookcase tower with two box and one file drawer (right hand shown)	left hand	14 ⁷ / ₈ "	23 ¹ / ₂ "	56 ³ / ₁₆ "	Y	DT3SBLH5715BBFL	1,901.	2,185.	2,281.
	right hand	14 ⁷ / ₈ "	23 ¹ / ₂ "	56 ³ / ₁₆ "	Y	DT3SBRH5715BBFL	1,901.	2,185.	2,281.



Order Code

Example:	DT3SBLH5715BBFL-117
DT3	Series 2 Steel Front, Series 2 Pull
SB	Side Access Bookcase
LH	Left Hand Access
57	57" High
15	15" Wide
B	Box Drawer
B	Box Drawer
F	File Drawer
L	Locking
117	Soft Grey paint finish

Specification Information

For non-locking towers, deduct as follows from the list price for each unit: Deduct \$30 for (1) lock unit, \$60 for (2) lock unit, and \$75 for a (3) lock unit. Substitute the "L" suffix with an "N" within the pattern number to designate a non-locking unit, example (DT3SLH5015BBFN)

Application Notes

"M" drawers consisting of a box drawer body with a file drawer head are available by substituting any two "B" or any one "F" character within the pattern number, example (DT3SLH5015MFN). Multiple "M" drawers may be specified providing they equal the total modules available.

A 6" drawer, behind a cupboard door is available by adding the numeral 1 to the end of the pattern number, example (DT3SLH6415BBFL1)

Note: 6" drawers behind doors are not available within the wardrobe portion of towers. Drawers behind doors are painted black.

Note: Drawer behind door list pricing is as follows: 1= \$255

Hanging rails and other accessories are not included and must be ordered separately. Hanging rails are included with 24" and 30" wide lateral drawers only. (See *Tower Accessories for pricing and order entry information*)

Half depth adjustable shelves and coat hooks may be ordered separately allowing the cupboard area of the 15", 24" and 30" wide towers to support binders as well as shorter coats. (See *Tower Accessories for pricing and order entry information*)*Note: Series 2 Steel front doors are standard without a handle. Handles may be ordered for cupboard doors as a special.*

- 15" w Side Access and Display towers include (1) lock.
- Single door towers, double door towers, 24" w and 30" w Side Access and Display towers include (2) locks. (Except full-height doors which include (1) lock)
- Front Access (only) towers with wardrobe include (3) locks. (Except full-height doors with wardrobe which include (2) locks)

Single door tower (50" h and 57" h) with no drawers include one fixed shelf and one adjustable shelf. 64" h includes one fixed shelf and two adjustable shelves. Fixed shelf is positioned just below worksurface height.

Critical Dimensions

Dimensions under, **w**, **d** and **h** are actual to the nearest 1/16"

42", 50", 57" and 64" Tower Internal Dimensions

- Box and M drawer height: 4⁵/₁₆"
- Box and M drawer width: 12¹/₁₆"
- Box and M drawer depth: 18³/₈"
- File drawer height: 9¹/₄"
- File drawer width: 12¹/₁₆"
- File drawer depth: 18³/₈"

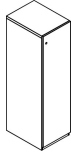
Note: All towers are configured from the top down with standard combinations of box and file drawers.

Storage Towers Steel Front - Series 2 Pull


15" Wide Storage Towers

Series 2 Storage

description	type	w	d	h	lock	pattern no.	P1	P2	P3
64" High Single Door tower with no drawers (right hand shown)	left hand	14 ⁷ / ₈ "	23 ¹ / ₂ "	63 ³ / ₁₆ "	Y	DT3SLH6415L	\$1,864.	\$2,050.	\$2,236.
	right hand	14 ⁷ / ₈ "	23 ¹ / ₂ "	63 ³ / ₁₆ "	Y	DT3SRH6415L	1,864.	2,050.	2,236.



64" High Side Access Bookcase tower with two box and one file drawer (right hand shown)	left hand	14 ⁷ / ₈ "	23 ¹ / ₂ "	63 ³ / ₁₆ "	Y	DT3SBLH6415BBFL	1,728.	1,991.	2,074.
	right hand	14 ⁷ / ₈ "	23 ¹ / ₂ "	63 ³ / ₁₆ "	Y	DT3SBRH6415BBFL	1,728.	1,991.	2,074.



64" High Side Access Bookcase tower with two file drawers (right hand shown)	left hand	14 ⁷ / ₈ "	23 ¹ / ₂ "	63 ³ / ₁₆ "	Y	DT3SBLH6415FFL	1,645.	1,891.	1,970.
	right hand	15"	23 ¹ / ₂ "	63 ³ / ₁₆ "	Y	DT3SBRH6415FFL	1,645.	1,891.	1,970.



Order Code

Example:	DT3SBLH5715BBFL-117
DT3	Series 2 Steel Front, Series 2 Pull
SB	Side Access Bookcase
LH	Left Hand Access
57	57" High
15	15" Wide
B	Box Drawer
B	Box Drawer
F	File Drawer
L	Locking
117	Soft Grey paint finish

Specification Information

For non-locking towers, deduct as follows from the list price for each unit: Deduct \$30 for (1) lock unit, \$60 for (2) lock unit, and \$75 for a (3) lock unit. Substitute the "L" suffix with an "N" within the pattern number to designate a non-locking unit, example (DT3SLH5015BBFN)

Application Notes

Hanging rails and other accessories are not included and must be ordered separately. Hanging rails are included with 24" and 30" wide lateral drawers only. (See *Tower Accessories for pricing and order entry information*)

Half depth adjustable shelves and coat hooks may be ordered separately allowing the cupboard area of the 15", 24" and 30" wide towers to support binders as well as shorter coats. (See *Tower Accessories for pricing and order entry information*)*Note: Series 2 Steel front doors are standard without a handle. Handles may be ordered for cupboard doors as a special.*

- 15" w Side Access and Display towers include (1) lock.
- Single door towers, double door towers, 24" w and 30" w Side Access and Display towers include (2) locks. (Except full-height doors which include (1) lock)
- Front Access (only) towers with wardrobe include (3) locks. (Except full-height doors with wardrobe which include (2) locks)

Single door tower (50" h and 57" h) with no drawers include one fixed shelf and one adjustable shelf. 64" h includes one fixed shelf and two adjustable shelves. Fixed shelf is positioned just below worksurface height.

Critical Dimensions

Dimensions under, **w**, **d** and **h** are actual to the nearest ¹/₁₆"

42", 50", 57" and 64" Tower Internal Dimensions

- Box and M drawer height: 4⁵/₁₆"
- Box and M drawer width: 12¹/₁₆"
- Box and M drawer depth: 18³/₈"
- File drawer height: 9¹/₄"
- File drawer width: 12¹/₁₆"
- File drawer depth: 18³/₈"

Note: All towers are configured from the top down with standard combinations of box and file drawers.

"M" drawers consisting of a box drawer body with a file drawer head are available by substituting any two "B" or any one "F" character within the pattern number, example (DT3SLH5015MFN). Multiple "M" drawers may be specified providing they equal the total modules available.

A 6" drawer, behind a cupboard door is available by adding the numeral 1 to the end of the pattern number, example (DT3SLH6415BBFL1)

Note: 6" drawers behind doors are not available within the wardrobe portion of towers. Drawers behind doors are painted black.

Note: Drawer behind door list pricing is as follows: 1= \$255

Storage Towers Steel Front - Series 2 Pull

15" Wide Storage Towers

Series 2 Storage

Series 2 Steel Front Storage

description	type	w	d	h	lock	pattern no.	P1	P2	P3
64" High Side Access Display tower with two box and one file drawer (right hand shown)	left hand	14 ⁷ / ₈ "	23 ¹ / ₂ "	63 ⁵ / ₁₆ "	Y	DT3BDLH6415BBFL	\$1,750.	\$2,013.	\$2,102.
	right hand	14 ⁷ / ₈ "	23 ¹ / ₂ "	63 ⁵ / ₁₆ "	Y	DT3BDRH6415BBFL	1,750.	2,013.	2,102.



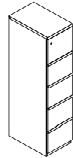
Note: Display towers are open to access on two sides, i.e., the front and one side.

64" High Side Access Display tower with two file drawers (right hand shown)	left hand	14 ⁷ / ₈ "	23 ¹ / ₂ "	63 ⁵ / ₁₆ "	Y	DT3BDLH6415FFFL	1,665.	1,916.	1,998.
	right hand	14 ⁷ / ₈ "	23 ¹ / ₂ "	63 ⁵ / ₁₆ "	Y	DT3BDRH6415FFFL	1,665.	1,916.	1,998.



Note: Display towers are open to access on two sides, i.e., the front and one side.

64" High Single Door tower with four file drawers (right hand shown)	left hand	14 ⁷ / ₈ "	23 ¹ / ₂ "	63 ⁵ / ₁₆ "	Y	DT3SLH6415FFFL	2,135.	2,454.	2,563.
	right hand	14 ⁷ / ₈ "	23 ¹ / ₂ "	63 ⁵ / ₁₆ "	Y	DT3SRH6415FFFL	2,135.	2,454.	2,563.



Order Code

Example:	DT3SBLH5715BBFL-117
DT3	Series 2 Steel Front, Series 2 Pull
SB	Side Access Bookcase
LH	Left Hand Access
57	57" High
15	15" Wide
B	Box Drawer
B	Box Drawer
F	File Drawer
L	Locking
117	Soft Grey paint finish

Specification Information

For non-locking towers, deduct as follows from the list price for each unit: Deduct \$30 for (1) lock unit, \$60 for (2) lock unit, and \$75 for a (3) lock unit. Substitute the "L" suffix with an "N" within the pattern number to designate a non-locking unit, example (DT3SLH5015BBFN)

Application Notes

Hanging rails and other accessories are not included and must be ordered separately. Hanging rails are included with 24" and 30" wide lateral drawers only. (See *Tower Accessories for pricing and order entry information*)

Half depth adjustable shelves and coat hooks may be ordered separately allowing the cupboard area of the 15", 24" and 30" wide towers to support binders as well as shorter coats. (See *Tower Accessories for pricing and order entry information*)*Note: Series 2 Steel front doors are standard without a handle. Handles may be ordered for cupboard doors as a special.*

- 15" w Side Access and Display towers include (1) lock.
- Single door towers, double door towers, 24" w and 30" w Side Access and Display towers include (2) locks. (Except full-height doors which include (1) lock)
- Front Access (only) towers with wardrobe include (3) locks. (Except full-height doors with wardrobe which include (2) locks)

Single door tower (50" h and 57" h) with no drawers include one fixed shelf and one adjustable shelf. 64" h includes one fixed shelf and two adjustable shelves. Fixed shelf is positioned just below worksurface height.

Critical Dimensions

Dimensions under, **w**, **d** and **h** are actual to the nearest ¹/₁₆"

42", 50", 57" and 64" Tower Internal Dimensions

- Box and M drawer height: 4⁵/₁₆"
- Box and M drawer width: 12¹/₁₆"
- Box and M drawer depth: 18³/₈"
- File drawer height: 9¹/₄"
- File drawer width: 12¹/₁₆"
- File drawer depth: 18³/₈"

Note: All towers are configured from the top down with standard combinations of box and file drawers.

"M" drawers consisting of a box drawer body with a file drawer head are available by substituting any two "B" or any one "F" character within the pattern number, example (DT3SLH5015MFN). Multiple "M" drawers may be specified providing they equal the total modules available.

A 6" drawer, behind a cupboard door is available by adding the numeral 1 to the end of the pattern number, example (DT3SLH6415BBFL1)

Note: 6" drawers behind doors are not available within the wardrobe portion of towers. Drawers behind doors are painted black.

Note: Drawer behind door list pricing is as follows: 1= \$255

Storage Towers Steel Front - Series 2 Pull

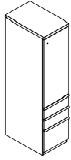
15" Wide Storage Towers

Series 2 Storage

description	type	w	d	h	lock	pattern no.	P1	P2	P3
64" High Single Door tower with three file drawers (right hand shown)	left hand	14 ⁷ / ₈ "	23 ¹ / ₂ "	63 ⁵ / ₁₆ "	Y	DT3SLH6415FFFL	\$1,962.	\$2,259.	\$2,357.
	right hand	14 ⁷ / ₈ "	23 ¹ / ₂ "	63 ⁵ / ₁₆ "	Y	DT3SRH6415FFFL	1,962.	2,259.	2,357.



64" High Single Door tower with two box and one file drawer (right hand shown)	left hand	14 ⁷ / ₈ "	23 ¹ / ₂ "	63 ⁵ / ₁₆ "	Y	DT3SLH6415BBFL	1,945.	2,236.	2,333.
	right hand	14 ⁷ / ₈ "	23 ¹ / ₂ "	63 ⁵ / ₁₆ "	Y	DT3SRH6415BBFL	1,945.	2,236.	2,333.



64" High Single Door tower with two box and two file drawers (right hand shown)	left hand	14 ⁷ / ₈ "	23 ¹ / ₂ "	63 ⁵ / ₁₆ "	Y	DT3SLH6415BBFFL	2,104.	2,418.	2,524.
	right hand	14 ⁷ / ₈ "	23 ¹ / ₂ "	63 ⁵ / ₁₆ "	Y	DT3SRH6415BBFFL	2,104.	2,418.	2,524.



Order Code

Example:	DT3SBLH5715BBFL-117
DT3	Series 2 Steel Front, Series 2 Pull
SB	Side Access Bookcase
LH	Left Hand Access
57	57" High
15	15" Wide
B	Box Drawer
B	Box Drawer
F	File Drawer
L	Locking
117	Soft Grey paint finish

Specification Information

For non-locking towers, deduct as follows from the list price for each unit: Deduct \$30 for (1) lock unit, \$60 for (2) lock unit, and \$75 for a (3) lock unit. Substitute the "L" suffix with an "N" within the pattern number to designate a non-locking unit, example (DT3SLH5015BBFN)

"M" drawers consisting of a box drawer body with a file drawer head are available by substituting any two "B" or any one "F" character within the pattern number, example (DT3SLH5015MFN). Multiple "M" drawers may be specified providing they equal the total modules available.

A 6" drawer, behind a cupboard door is available by adding the numeral 1 to the end of the pattern number, example (DT3SLH6415BBFL1)

Note: 6" drawers behind doors are not available within the wardrobe portion of towers. Drawers behind doors are painted black.

Note: Drawer behind door list pricing is as follows: 1= \$255

Application Notes

Hanging rails and other accessories are not included and must be ordered separately. Hanging rails are included with 24" and 30" wide lateral drawers only. (See *Tower Accessories for pricing and order entry information*)

Half depth adjustable shelves and coat hooks may be ordered separately allowing the cupboard area of the 15", 24" and 30" wide towers to support binders as well as shorter coats. (See *Tower Accessories for pricing and order entry information*)*Note: Series 2 Steel front doors are standard without a handle. Handles may be ordered for cupboard doors as a special.*

- 15" w Side Access and Display towers include (1) lock.
- Single door towers, double door towers, 24" w and 30" w Side Access and Display towers include (2) locks. (Except full-height doors which include (1) lock)
- Front Access (only) towers with wardrobe include (3) locks. (Except full-height doors with wardrobe which include (2) locks)

Single door tower (50" h and 57" h) with no drawers include one fixed shelf and one adjustable shelf. 64" h includes one fixed shelf and two adjustable shelves. Fixed shelf is positioned just below worksurface height.

Critical Dimensions

Dimensions under, **w**, **d** and **h** are actual to the nearest ¹/₁₆"

42", 50", 57" and 64" Tower Internal Dimensions

- Box and M drawer height: 4⁵/₁₆"
- Box and M drawer width: 12¹/₁₆"
- Box and M drawer depth: 18³/₈"
- File drawer height: 9¹/₄"
- File drawer width: 12¹/₁₆"
- File drawer depth: 18³/₈"

Note: All towers are configured from the top down with standard combinations of box and file drawers.

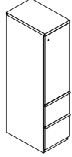
Storage Towers Steel Front - Series 2 Pull

15" Wide Storage Towers

Series 2 Storage

Series 2 Steel Front Storage

description	type	w	d	h	lock	pattern no.	P1	P2	P3
64" High Single Door tower with two file drawers (right hand shown)	left hand	14 ⁷ / ₈ "	23 ¹ / ₂ "	63 ⁵ / ₁₆ "	Y	DT3SLH6415FFL	\$1,763.	\$2,028.	\$2,116.
	right hand	14 ⁷ / ₈ "	23 ¹ / ₂ "	63 ⁵ / ₁₆ "	Y	DT3SRH6415FFL	1,763.	2,028.	2,116.



Order Code

Example:	DT3SBLH5715BBFL-117
DT3	Series 2 Steel Front, Series 2 Pull
SB	Side Access Bookcase
LH	Left Hand Access
57	57" High
15	15" Wide
B	Box Drawer
B	Box Drawer
F	File Drawer
L	Locking
117	Soft Grey paint finish

Specification Information

For non-locking towers, deduct as follows from the list price for each unit: Deduct \$30 for (1) lock unit, \$60 for (2) lock unit, and \$75 for a (3) lock unit. Substitute the "L" suffix with an "N" within the pattern number to designate a non-locking unit, example (DT3SLH5015BBFN)

"M" drawers consisting of a box drawer body with a file drawer head are available by substituting any two "B" or any one "F" character within the pattern number, example (DT3SLH5015MFN). Multiple "M" drawers may be specified providing they equal the total modules available.

A 6" drawer, behind a cupboard door is available by adding the numeral 1 to the end of the pattern number, example (DT3SLH6415BBFL1)

Note: 6" drawers behind doors are not available within the wardrobe portion of towers. Drawers behind doors are painted black.

Note: Drawer behind door list pricing is as follows: 1= \$255

Application Notes

Hanging rails and other accessories are not included and must be ordered separately. Hanging rails are included with 24" and 30" wide lateral drawers only. (See *Tower Accessories for pricing and order entry information*)

Half depth adjustable shelves and coat hooks may be ordered separately allowing the cupboard area of the 15", 24" and 30" wide towers to support binders as well as shorter coats. (See *Tower Accessories for pricing and order entry information*)*Note: Series 2 Steel front doors are standard without a handle. Handles may be ordered for cupboard doors as a special.*

- 15" w Side Access and Display towers include (1) lock.
- Single door towers, double door towers, 24" w and 30" w Side Access and Display towers include (2) locks. (Except full-height doors which include (1) lock)
- Front Access (only) towers with wardrobe include (3) locks. (Except full-height doors with wardrobe which include (2) locks)

Single door tower (50" h and 57" h) with no drawers include one fixed shelf and one adjustable shelf. 64" h includes one fixed shelf and two adjustable shelves. Fixed shelf is positioned just below worksurface height.

Critical Dimensions

Dimensions under, **w**, **d** and **h** are actual to the nearest ¹/₁₆"

42", 50", 57" and 64" Tower Internal Dimensions

- Box and M drawer height: 4⁵/₁₆"
- Box and M drawer width: 12¹/₁₆"
- Box and M drawer depth: 18³/₈"
- File drawer height: 9¹/₄"
- File drawer width: 12¹/₁₆"
- File drawer depth: 18³/₈"

Note: All towers are configured from the top down with standard combinations of box and file drawers.

Storage Towers Steel Front - Series 2 Pull

24" Wide Storage Towers

Series 2 Storage

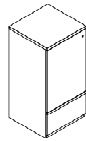
description	type	w	d	h	lock	pattern no.	P1	P2	P3
42" High Side Access Bookcase with two box and one file drawer with wardrobe (left hand shown)	left hand	23 ⁷ / ₈ "	23 ¹ / ₂ "	41 ⁵ / ₁₆ "	Y	DT3WSBLH4224BBFL	\$2,294.	\$2,638.	\$2,755.
	right hand	23 ⁷ / ₈ "	23 ¹ / ₂ "	41 ⁵ / ₁₆ "	Y	DT3WSBRH4224BBFL	2,294.	2,638.	2,755.



42" High Side Access Bookcase with two file drawers with wardrobe (left hand shown)	left hand	23 ⁷ / ₈ "	23 ¹ / ₂ "	41 ⁵ / ₁₆ "	Y	DT3WSBLH4224FFL	2,207.	2,539.	2,649.
	right hand	23 ⁷ / ₈ "	23 ¹ / ₂ "	41 ⁵ / ₁₆ "	Y	DT3WSBRH4224FFL	2,207.	2,539.	2,649.



50" High Single Door tower with wide drawer (left hand shown)	left hand	23 ⁷ / ₈ "	23 ¹ / ₂ "	48 ⁵ / ₁₆ "	Y	DT3SLH5024WL	1,576.	1,813.	1,893.
	right hand	23 ⁷ / ₈ "	23 ¹ / ₂ "	48 ⁵ / ₁₆ "	Y	DT3SRH5024WL	1,576.	1,813.	1,893.



Order Code

Example:	DT3SBLH5724BBFL-117
DT3	Series 2 Steel Front, Series 2 Pull
SB	Side Access Bookcase
LH	Left Hand Access
57	57" High
24	24" Wide
B	Box Drawer
B	Box Drawer
F	File Drawer
L	Locking
117	Soft Grey paint finish

Specification Information

For non-locking towers, deduct as follows from the list price for each unit: Deduct \$30 for (1) lock unit, \$60 for (2) lock unit, and \$75 for a (3) lock unit. Substitute the "L" suffix with an "N" within the pattern number to designate a non-locking unit, example (DT3SLH6424BBFN)

"M" drawers consisting of a box drawer body with a file drawer head are available by substituting any two "B" or any one "F" character within the pattern number, example (DT3SLH6424MFN). Multiple "M" drawers may be specified providing they equal the total modules available.

A 6" drawer, behind a cupboard door is available by adding the numeral 1 to the end of the pattern number, example (DT3SLH6424BBFL1)

Note: 6" drawer behind doors are not available within the wardrobe portion of towers. Drawers behind doors are painted black.

Application Notes

Hanging rails and other accessories are not included and must be ordered separately. Hanging rails are included with 24" and 30" wide lateral drawers only. (See *Tower Accessories for pricing and order entry information*)

Half depth adjustable shelves and coat hooks may be ordered separately allowing the cupboard and wardrobe area of the 15", 24" and 30" wide towers to support binders as well as shorter coats. (See *Tower Accessories for pricing and order entry information*)

- 15" w Side Access and Display towers include (1) lock.
- Single door towers, double door towers, 24" w and 30" w Side Access and Display towers include (2) locks. (Except full-height doors which include (1) lock)
- Front Access (only) towers with wardrobe include (3) locks. (Except full-height doors with wardrobe which include (2) locks)

Critical Dimensions

Dimensions under, **w**, **d** and **h** are actual to the nearest 1/16"

50", 57" and 64" Tower Internal Dimensions

- Box and M drawer height: 4³/₁₆"
- Box and M drawer width: 12¹/₁₆"
- Box and M drawer depth: 18³/₈"
- File drawer height: 9¹/₄"
- File drawer width: 12¹/₁₆"
- File drawer depth: 18³/₈"
- Wide drawer height: 9⁷/₁₆"
- Wide drawer width: 20³/₄"
- Wide drawer depth: 22⁷/₈"

Note: All towers are configured from the top down with standard combinations of box and file drawers.

Note: Drawer behind door list pricing is as follows: 1= \$255

Note: Series 2 Steel front doors are standard without a handle. Handles may be ordered for cupboard doors as a special.

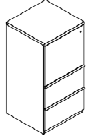
Storage Towers Steel Front - Series 2 Pull

24" Wide Storage Towers

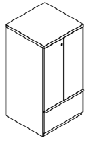
Series 2 Storage

Series 2 Steel Front Storage

description	type	w	d	h	lock	pattern no.	P1	P2	P3
50" High Single Door tower with two wide drawers (left hand shown)	left hand	23 7/8"	23 1/2"	48 7/16"	Y	DT3SLH5024WWL	\$1,836.	\$2,114.	\$2,207.
	right hand	23 7/8"	23 1/2"	48 7/16"	Y	DT3SRH5024WWL	1,836.	2,114.	2,207.

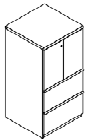


50" High Double Door tower with one wide drawer		23 7/8"	23 1/2"	48 7/16"	Y	DT3D5024WL	1,943.	2,233.	2,331.
---	--	---------	---------	----------	---	-------------------	--------	--------	--------



24" and 30" wide double door cabinets may be ordered with a grommet option located in the back of the case by adding a "G" between the 4th and 5th character of the pattern number, example (DT3DG6424WL). Add \$100 list for this option. **Note**, by adding a "G" option, the cabinet will also receive AV hinged doors.

50" High Double Door tower with two wide drawers		23 7/8"	23 1/2"	48 7/16"	Y	DT3D5024WWL	2,230.	2,565.	2,677.
--	--	---------	---------	----------	---	--------------------	--------	--------	--------



24" and 30" wide double door cabinets may be ordered with a grommet option located in the back of the case by adding a "G" between the 4th and 5th character of the pattern number, example (DT3DG6424WL). Add \$100 list for this option. **Note**, by adding a "G" option, the cabinet will also receive AV hinged doors.

Order Code

Example:	DT3SBLH5724BBFL-117
DT3	Series 2 Steel Front, Series 2 Pull
SB	Side Access Bookcase
LH	Left Hand Access
57	57" High
24	24" Wide
B	Box Drawer
B	Box Drawer
F	File Drawer
L	Locking
117	Soft Grey paint finish

Specification Information

For non-locking towers, deduct as follows from the list price for each unit: Deduct \$30 for (1) lock unit, \$60 for (2) lock unit, and \$75 for a (3) lock unit. Substitute the "L" suffix with an "N" within the pattern number to designate a non-locking unit, example (DT3SLH6424BBFN)

Application Notes

"M" drawers consisting of a box drawer body with a file drawer head are available by substituting any two "B" or any one "F" character within the pattern number, example (DT3SLH6424MFN). Multiple "M" drawers may be specified providing they equal the total modules available.

A 6" drawer, behind a cupboard door is available by adding the numeral 1 to the end of the pattern number, example (DT3SLH6424BBFL1)

Note: 6" drawer behind doors are not available within the wardrobe portion of towers. Drawers behind doors are painted black.

Hanging rails and other accessories are not included and must be ordered separately. Hanging rails are included with 24" and 30" wide lateral drawers only. (See *Tower Accessories for pricing and order entry information*)

Half depth adjustable shelves and coat hooks may be ordered separately allowing the cupboard and wardrobe area of the 15", 24" and 30" wide towers to support binders as well as shorter coats. (See *Tower Accessories for pricing and order entry information*)

- 15" w Side Access and Display towers include (1) lock.
- Single door towers, double door towers, 24" w and 30" w Side Access and Display towers include (2) locks. (Except full-height doors which include (1) lock)
- Front Access (only) towers with wardrobe include (3) locks. (Except full-height doors with wardrobe which include (2) locks)

Critical Dimensions

Dimensions under, **w**, **d** and **h** are actual to the nearest 1/16"

50", 57" and 64" Tower Internal Dimensions

- Box and M drawer height: 4 7/16"
- Box and M drawer width: 12 1/16"
- Box and M drawer depth: 18 3/8"
- File drawer height: 9 1/4"
- File drawer width: 12 1/16"
- File drawer depth: 18 3/8"
- Wide drawer height: 9 7/16"
- Wide drawer width: 20 3/4"
- Wide drawer depth: 22 7/8"

Note: All towers are configured from the top down with standard combinations of box and file drawers.

Note: Drawer behind door list pricing is as follows: 1= \$255

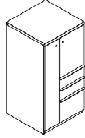
Note: Series 2 Steel front doors are standard without a handle. Handles may be ordered for cupboard doors as a special.

Storage Towers Steel Front - Series 2 Pull

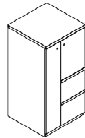
24" Wide Storage Towers

Series 2 Storage

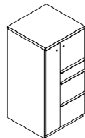
description	type	w	d	h	lock	pattern no.	P1	P2	P3
50" High tower with two box and one file drawer and door and wardrobe (left hand shown)	left hand	23 7/8"	23 1/2"	48 5/16"	Y	DT3WSLH5024BBFL	\$2,109.	\$2,426.	\$2,529.
	right hand	23 7/8"	23 1/2"	48 5/16"	Y	DT3WSRH5024BBFL	2,109.	2,426.	2,529.



50" High tower with two file drawers and door and wardrobe (left hand shown)	left hand	23 7/8"	23 1/2"	48 5/16"	Y	DT3WSLH5024FFL	1,895.	2,178.	2,273.
	right hand	23 7/8"	23 1/2"	48 5/16"	Y	DT3WSRH5024FFL	1,895.	2,178.	2,273.



50" High tower with one box and two file drawers and door and wardrobe (left hand shown)	left hand	23 7/8"	23 1/2"	48 5/16"	Y	DT3WSLH5024BBFL	2,207.	2,538.	2,648.
	right hand	23 7/8"	23 1/2"	48 5/16"	Y	DT3WSRH5024BBFL	2,207.	2,538.	2,648.



Order Code

Example:	DT3SBLH5724BBFL-117
DT3	Series 2 Steel Front, Series 2 Pull
SB	Side Access Bookcase
LH	Left Hand Access
57	57" High
24	24" Wide
B	Box Drawer
B	Box Drawer
F	File Drawer
L	Locking
117	Soft Grey paint finish

Specification Information

For non-locking towers, deduct as follows from the list price for each unit: Deduct \$30 for (1) lock unit, \$60 for (2) lock unit, and \$75 for a (3) lock unit. Substitute the "L" suffix with an "N" within the pattern number to designate a non-locking unit, example (DT3SLH6424BBFN)

"M" drawers consisting of a box drawer body with a file drawer head are available by substituting any two "B" or any one "F" character within the pattern number, example (DT3SLH6424MFN). Multiple "M" drawers may be specified providing they equal the total modules available.

A 6" drawer, behind a cupboard door is available by adding the numeral 1 to the end of the pattern number, example (DT3SLH6424BBFL1)

Note: 6" drawer behind doors are not available within the wardrobe portion of towers. Drawers behind doors are painted black.

Application Notes

Hanging rails and other accessories are not included and must be ordered separately. Hanging rails are included with 24" and 30" wide lateral drawers only. (See *Tower Accessories for pricing and order entry information*)

Half depth adjustable shelves and coat hooks may be ordered separately allowing the cupboard and wardrobe area of the 15", 24" and 30" wide towers to support binders as well as shorter coats. (See *Tower Accessories for pricing and order entry information*)

- 15" w Side Access and Display towers include (1) lock.
- Single door towers, double door towers, 24" w and 30" w Side Access and Display towers include (2) locks. (Except full-height doors which include (1) lock)
- Front Access (only) towers with wardrobe include (3) locks. (Except full-height doors with wardrobe which include (2) locks)

Critical Dimensions

Dimensions under, **w**, **d** and **h** are actual to the nearest 1/16"

50", 57" and 64" Tower Internal Dimensions

- Box and M drawer height: 4 3/16"
- Box and M drawer width: 12 1/16"
- Box and M drawer depth: 18 3/8"
- File drawer height: 9 1/4"
- File drawer width: 12 1/16"
- File drawer depth: 18 3/8"
- Wide drawer height: 9 7/16"
- Wide drawer width: 20 3/4"
- Wide drawer depth: 22 7/8"

Note: All towers are configured from the top down with standard combinations of box and file drawers.

Note: Drawer behind door list pricing is as follows: 1= \$255

Note: Series 2 Steel front doors are standard without a handle. Handles may be ordered for cupboard doors as a special.

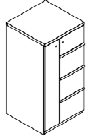
Storage Towers Steel Front - Series 2 Pull

24" Wide Storage Towers

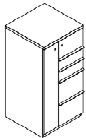
Series 2 Storage

Series 2 Steel Front Storage

description	type	w	d	h	lock	pattern no.	P1	P2	P3
50" High tower with three file drawers and door and wardrobe (left hand shown)	left hand	23 ⁷ / ₈ "	23 ¹ / ₂ "	48 ⁵ / ₁₆ "	Y	DT3WSLH5024FFFL	\$2,219.	\$2,550.	\$2,660.
	right hand	23 ⁷ / ₈ "	23 ¹ / ₂ "	48 ⁵ / ₁₆ "	Y	DT3WSRH5024FFFL	2,219.	2,550.	2,660.



50" High tower with two box and two file drawers and door and wardrobe (left hand shown)	left hand	23 ⁷ / ₈ "	23 ¹ / ₂ "	48 ⁵ / ₁₆ "	Y	DT3WSLH5024BBFFL	2,421.	2,785.	2,906.
	right hand	23 ⁷ / ₈ "	23 ¹ / ₂ "	48 ⁵ / ₁₆ "	Y	DT3WSRH5024BBFFL	2,421.	2,785.	2,906.



50" High Side Access Bookcase with two box and one file drawer with wardrobe (left hand shown)	left hand	23 ⁷ / ₈ "	23 ¹ / ₂ "	48 ⁵ / ₁₆ "	Y	DT3WSBLH5024BBFL	2,305.	2,653.	2,770.
	right hand	23 ⁷ / ₈ "	23 ¹ / ₂ "	48 ⁵ / ₁₆ "	Y	DT3WSBRH5024BBFL	2,305.	2,653.	2,770.



Order Code

Example:	DT3SBLH5724BBFL-117
DT3	Series 2 Steel Front, Series 2 Pull
SB	Side Access Bookcase
LH	Left Hand Access
57	57" High
24	24" Wide
B	Box Drawer
B	Box Drawer
F	File Drawer
L	Locking
117	Soft Grey paint finish

Specification Information

For non-locking towers, deduct as follows from the list price for each unit: Deduct \$30 for (1) lock unit, \$60 for (2) lock unit, and \$75 for a (3) lock unit. Substitute the "L" suffix with an "N" within the pattern number to designate a non-locking unit, example (DT3SLH6424BBFN)

"M" drawers consisting of a box drawer body with a file drawer head are available by substituting any two "B" or any one "F" character within the pattern number, example (DT3SLH6424MFN). Multiple "M" drawers may be specified providing they equal the total modules available.

A 6" drawer, behind a cupboard door is available by adding the numeral 1 to the end of the pattern number, example (DT3SLH6424BBFL1)

Note: 6" drawer behind doors are not available within the wardrobe portion of towers. Drawers behind doors are painted black.

Application Notes

Hanging rails and other accessories are not included and must be ordered separately. Hanging rails are included with 24" and 30" wide lateral drawers only. (See *Tower Accessories for pricing and order entry information*)

Half depth adjustable shelves and coat hooks may be ordered separately allowing the cupboard and wardrobe area of the 15", 24" and 30" wide towers to support binders as well as shorter coats. (See *Tower Accessories for pricing and order entry information*)

- 15" Side Access and Display towers include (1) lock.
- Single door towers, double door towers, 24" w and 30" w Side Access and Display towers include (2) locks. (Except full-height doors which include (1) lock)
- Front Access (only) towers with wardrobe include (3) locks. (Except full-height doors with wardrobe which include (2) locks)

Critical Dimensions

Dimensions under, **w**, **d** and **h** are actual to the nearest 1/16"

50", 57" and 64" Tower Internal Dimensions

- Box and M drawer height: 4³/₁₆"
- Box and M drawer width: 12¹/₁₆"
- Box and M drawer depth: 18³/₈"
- File drawer height: 9¹/₄"
- File drawer width: 12¹/₁₆"
- File drawer depth: 18³/₈"
- Wide drawer height: 9⁷/₁₆"
- Wide drawer width: 20³/₄"
- Wide drawer depth: 22⁷/₈"

Note: All towers are configured from the top down with standard combinations of box and file drawers.

Note: Drawer behind door list pricing is as follows: 1= \$255


Note: Series 2 Steel front doors are standard without a handle. Handles may be ordered for cupboard doors as a special.

Storage Towers Steel Front - Series 2 Pull

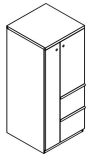
24" Wide Storage Towers

Series 2 Storage

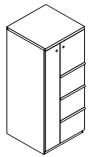
description	type	w	d	h	lock	pattern no.	P1	P2	P3
50" High Side Access Bookcase with two file drawers with wardrobe (left hand shown)	left hand	23 ⁷ / ₈ "	23 ¹ / ₂ "	48 ³ / ₁₆ "	Y	DT3WSBLH5024FFFL	\$2,219.	\$2,550.	\$2,660.
	right hand	23 ⁷ / ₈ "	23 ¹ / ₂ "	48 ³ / ₁₆ "	Y	DT3WSBRH5024FFFL	2,219.	2,550.	2,660.



57" High tower with two file drawers and door and wardrobe (left hand shown)	left hand	23 ⁷ / ₈ "	23 ¹ / ₂ "	56 ³ / ₁₆ "	Y	DT3WSLH5724FFFL	1,955.	2,248.	2,345.
	right hand	23 ⁷ / ₈ "	23 ¹ / ₂ "	56 ³ / ₁₆ "	Y	DT3WSRH5724FFFL	1,955.	2,248.	2,345.



57" High tower with three file drawers and door and wardrobe (left hand shown)	left hand	23 ⁷ / ₈ "	23 ¹ / ₂ "	56 ³ / ₁₆ "	Y	DT3WSLH5724FFFL	2,271.	2,612.	2,724.
	right hand	23 ⁷ / ₈ "	23 ¹ / ₂ "	56 ³ / ₁₆ "	Y	DT3WSRH5724FFFL	2,271.	2,612.	2,724.



Order Code

Example:	DT3SBLH5724BBFL-117
DT3	Series 2 Steel Front, Series 2 Pull
SB	Side Access Bookcase
LH	Left Hand Access
57	57" High
24	24" Wide
B	Box Drawer
B	Box Drawer
F	File Drawer
L	Locking
117	Soft Grey paint finish

Specification Information

For non-locking towers, deduct as follows from the list price for each unit: Deduct \$30 for (1) lock unit, \$60 for (2) lock unit, and \$75 for a (3) lock unit. Substitute the "L" suffix with an "N" within the pattern number to designate a non-locking unit, example (DT3SLH6424BBFN)

"M" drawers consisting of a box drawer body with a file drawer head are available by substituting any two "B" or any one "F" character within the pattern number, example (DT3SLH6424MFN). Multiple "M" drawers may be specified providing they equal the total modules available.

A 6" drawer, behind a cupboard door is available by adding the numeral 1 to the end of the pattern number, example (DT3SLH6424BBFL1)

Note: 6" drawer behind doors are not available within the wardrobe portion of towers. Drawers behind doors are painted black.

Application Notes

Hanging rails and other accessories are not included and must be ordered separately. Hanging rails are included with 24" and 30" wide lateral drawers only. (See *Tower Accessories for pricing and order entry information*)

Half depth adjustable shelves and coat hooks may be ordered separately allowing the cupboard and wardrobe area of the 15", 24" and 30" wide towers to support binders as well as shorter coats. (See *Tower Accessories for pricing and order entry information*)

- 15" w Side Access and Display towers include (1) lock.
- Single door towers, double door towers, 24" w and 30" w Side Access and Display towers include (2) locks. (Except full-height doors which include (1) lock)
- Front Access (only) towers with wardrobe include (3) locks. (Except full-height doors with wardrobe which include (2) locks)

Critical Dimensions

Dimensions under, **w**, **d** and **h** are actual to the nearest ¹/₁₆"

50", 57" and 64" Tower Internal Dimensions

- Box and M drawer height: 4³/₁₆"
- Box and M drawer width: 12¹/₁₆"
- Box and M drawer depth: 18³/₈"
- File drawer height: 9¹/₄"
- File drawer width: 12¹/₁₆"
- File drawer depth: 18³/₈"
- Wide drawer height: 9⁷/₁₆"
- Wide drawer width: 20³/₄"
- Wide drawer depth: 22⁷/₈"

Note: All towers are configured from the top down with standard combinations of box and file drawers.

Note: Drawer behind door list pricing is as follows: 1= \$255

Note: Series 2 Steel front doors are standard without a handle. Handles may be ordered for cupboard doors as a special.

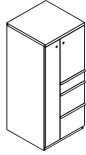
Storage Towers Steel Front - Series 2 Pull

24" Wide Storage Towers

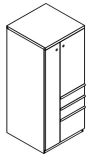
Series 2 Storage

Series 2 Steel Front Storage

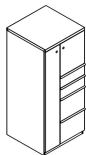
description	type	w	d	h	lock	pattern no.	P1	P2	P3
57" High tower with one box and two file drawers and door and wardrobe (left hand shown)	left hand	23 ⁷ / ₈ "	23 ¹ / ₂ "	56 ³ / ₁₆ "	Y	DT3WSLH5724BBFFL	\$2,303.	\$2,651.	\$2,764.
	right hand	23 ⁷ / ₈ "	23 ¹ / ₂ "	56 ³ / ₁₆ "	Y	DT3WSRH5724BBFFL	2,303.	2,651.	2,764.



57" High tower with two box and one file drawer and door and wardrobe (left hand shown)	left hand	23 ⁷ / ₈ "	23 ¹ / ₂ "	56 ³ / ₁₆ "	Y	DT3WSLH5724BBBFL	2,184.	2,512.	2,621.
	right hand	23 ⁷ / ₈ "	23 ¹ / ₂ "	56 ³ / ₁₆ "	Y	DT3WSRH5724BBBFL	2,184.	2,512.	2,621.



57" High tower with two box and two file drawers and door and wardrobe (left hand shown)	left hand	23 ⁷ / ₈ "	23 ¹ / ₂ "	56 ³ / ₁₆ "	Y	DT3WSLH5724BBFFL	2,474.	2,844.	2,965.
	right hand	23 ⁷ / ₈ "	23 ¹ / ₂ "	56 ³ / ₁₆ "	Y	DT3WSRH5724BBFFL	2,474.	2,844.	2,965.



Order Code

Example:	DT3SBLH5724BBFL-117
DT3	Series 2 Steel Front, Series 2 Pull
SB	Side Access Bookcase
LH	Left Hand Access
57	57" High
24	24" Wide
B	Box Drawer
B	Box Drawer
F	File Drawer
L	Locking
117	Soft Grey paint finish

Specification Information

For non-locking towers, deduct as follows from the list price for each unit: Deduct \$30 for (1) lock unit, \$60 for (2) lock unit, and \$75 for a (3) lock unit. Substitute the "L" suffix with an "N" within the pattern number to designate a non-locking unit, example (DT3SLH6424BBFN)

Application Notes

"M" drawers consisting of a box drawer body with a file drawer head are available by substituting any two "B" or any one "F" character within the pattern number, example (DT3SLH6424MFN). Multiple "M" drawers may be specified providing they equal the total modules available.

A 6" drawer, behind a cupboard door is available by adding the numeral 1 to the end of the pattern number, example (DT3SLH6424BBFL1)

Note: 6" drawer behind doors are not available within the wardrobe portion of towers. Drawers behind doors are painted black.

Hanging rails and other accessories are not included and must be ordered separately. Hanging rails are included with 24" and 30" wide lateral drawers only. (See *Tower Accessories for pricing and order entry information*)

Half depth adjustable shelves and coat hooks may be ordered separately allowing the cupboard and wardrobe area of the 15", 24" and 30" wide towers to support binders as well as shorter coats. (See *Tower Accessories for pricing and order entry information*)

- 15" w Side Access and Display towers include (1) lock.
- Single door towers, double door towers, 24" w and 30" w Side Access and Display towers include (2) locks. (Except full-height doors which include (1) lock)
- Front Access (only) towers with wardrobe include (3) locks. (Except full-height doors with wardrobe which include (2) locks)

Critical Dimensions

Dimensions under, **w**, **d** and **h** are actual to the nearest 1/16"

50", 57" and 64" Tower Internal Dimensions

- Box and M drawer height: 4³/₁₆"
- Box and M drawer width: 12¹/₁₆"
- Box and M drawer depth: 18³/₈"
- File drawer height: 9¹/₄"
- File drawer width: 12¹/₁₆"
- File drawer depth: 18³/₈"
- Wide drawer height: 9⁷/₁₆"
- Wide drawer width: 20³/₄"
- Wide drawer depth: 22⁷/₈"

Note: All towers are configured from the top down with standard combinations of box and file drawers.

Note: Drawer behind door list pricing is as follows: 1= \$255

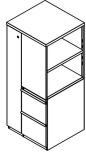
Note: Series 2 Steel front doors are standard without a handle. Handles may be ordered for cupboard doors as a special.

Storage Towers Steel Front - Series 2 Pull

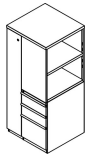
24" Wide Storage Towers

Series 2 Storage

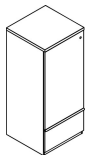
description	type	w	d	h	lock	pattern no.	P1	P2	P3
57" High Side Access Bookcase with two file drawers with wardrobe (left hand shown)	left hand	23 ⁷ / ₈ "	23 ¹ / ₂ "	56 ³ / ₁₆ "	Y	DT3WSBLH5724FFL	\$2,311.	\$2,658.	\$2,773.
	right hand	23 ⁷ / ₈ "	23 ¹ / ₂ "	56 ³ / ₁₆ "	Y	DT3WSBRH5724FFL	2,311.	2,658.	2,773.



57" High Side Access Bookcase with two box and one file drawer with wardrobe (left hand shown)	left hand	23 ⁷ / ₈ "	23 ¹ / ₂ "	56 ³ / ₁₆ "	Y	DT3WSBLH5724BBFL	2,397.	2,756.	2,877.
	right hand	23 ⁷ / ₈ "	23 ¹ / ₂ "	56 ³ / ₁₆ "	Y	DT3WSBRH5724BBFL	2,397.	2,756.	2,877.



57" High Single Door tower with wide drawer (left hand shown)	left hand	23 ⁷ / ₈ "	23 ¹ / ₂ "	56 ³ / ₁₆ "	Y	DT3SLH5724WL	1,628.	1,872.	1,953.
	right hand	23 ⁷ / ₈ "	23 ¹ / ₂ "	56 ³ / ₁₆ "	Y	DT3SRH5724WL	1,628.	1,872.	1,953.



Order Code

Example:	DT3SBLH5724BBFL-117
DT3	Series 2 Steel Front, Series 2 Pull
SB	Side Access Bookcase
LH	Left Hand Access
57	57" High
24	24" Wide
B	Box Drawer
B	Box Drawer
F	File Drawer
L	Locking
117	Soft Grey paint finish

Specification Information

For non-locking towers, deduct as follows from the list price for each unit: Deduct \$30 for (1) lock unit, \$60 for (2) lock unit, and \$75 for a (3) lock unit. Substitute the "L" suffix with an "N" within the pattern number to designate a non-locking unit, example (DT3SLH6424BBFN)

Application Notes

Hanging rails and other accessories are not included and must be ordered separately. Hanging rails are included with 24" and 30" wide lateral drawers only. (See *Tower Accessories for pricing and order entry information*)

Half depth adjustable shelves and coat hooks may be ordered separately allowing the cupboard and wardrobe area of the 15", 24" and 30" wide towers to support binders as well as shorter coats. (See *Tower Accessories for pricing and order entry information*)

- 15" w Side Access and Display towers include (1) lock.
- Single door towers, double door towers, 24" w and 30" w Side Access and Display towers include (2) locks. (Except full-height doors which include (1) lock)
- Front Access (only) towers with wardrobe include (3) locks. (Except full-height doors with wardrobe which include (2) locks)

Critical Dimensions

Dimensions under, **w**, **d** and **h** are actual to the nearest 1/16"

50", 57" and 64" Tower Internal Dimensions

- Box and M drawer height: 4³/₁₆"
- Box and M drawer width: 12¹/₁₆"
- Box and M drawer depth: 18³/₈"
- File drawer height: 9¹/₄"
- File drawer width: 12¹/₁₆"
- File drawer depth: 18³/₈"
- Wide drawer height: 9⁷/₁₆"
- Wide drawer width: 20³/₄"
- Wide drawer depth: 22⁷/₈"

Note: All towers are configured from the top down with standard combinations of box and file drawers.

Note: Drawer behind door list pricing is as follows: 1= \$255

Note: Series 2 Steel front doors are standard without a handle. Handles may be ordered for cupboard doors as a special.

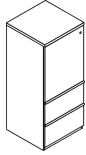
Storage Towers Steel Front - Series 2 Pull

24" Wide Storage Towers

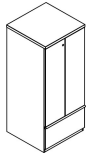
Series 2 Storage

Series 2 Steel Front Storage

description	type	w	d	h	lock	pattern no.	P1	P2	P3
57" High Single Door tower with two wide drawers (left hand shown)	left hand	23 7/8"	23 1/2"	56 3/16"	Y	DT3SLH5724WWL	\$1,905.	\$2,191.	\$2,286.
	right hand	23 7/8"	23 1/2"	56 3/16"	Y	DT3SRH5724WWL	1,905.	2,191.	2,286.

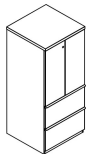


57" High Double Door tower with one wide drawer		23 7/8"	23 1/2"	56 3/16"	Y	DT3D5724WL	1,982.	2,280.	2,377.
---	--	---------	---------	----------	---	-------------------	--------	--------	--------



24" and 30" wide double door cabinets may be ordered with a grommet option located in the back of the case by adding a "G" between the 4th and 5th character of the pattern number, example (DT3DG5724WL). Add \$100 list for this option. **Note**, by adding a "G" option, the cabinet will also receive AV hinged doors.

57" High Double Door tower with two wide drawers		23 7/8"	23 1/2"	56 3/16"	Y	DT3D5724WWL	2,337.	2,688.	2,804.
--	--	---------	---------	----------	---	--------------------	--------	--------	--------



24" and 30" wide double door cabinets may be ordered with a grommet option located in the back of the case by adding a "G" between the 4th and 5th character of the pattern number, example (DT3DG5724WL). Add \$100 list for this option. **Note**, by adding a "G" option, the cabinet will also receive AV hinged doors.

Order Code

Example:	DT3SBLH5724BBFL-117
DT3	Series 2 Steel Front, Series 2 Pull
SB	Side Access Bookcase
LH	Left Hand Access
57	57" High
24	24" Wide
B	Box Drawer
B	Box Drawer
F	File Drawer
L	Locking
117	Soft Grey paint finish

Specification Information

For non-locking towers, deduct as follows from the list price for each unit: Deduct \$30 for (1) lock unit, \$60 for (2) lock unit, and \$75 for a (3) lock unit. Substitute the "L" suffix with an "N" within the pattern number to designate a non-locking unit, example (DT3SLH6424BBFN)

Application Notes

"M" drawers consisting of a box drawer body with a file drawer head are available by substituting any two "B" or any one "F" character within the pattern number, example (DT3SLH6424MFN). Multiple "M" drawers may be specified providing they equal the total modules available.

A 6" drawer, behind a cupboard door is available by adding the numeral 1 to the end of the pattern number, example (DT3SLH6424BBFL1)

Note: 6" drawer behind doors are not available within the wardrobe portion of towers. Drawers behind doors are painted black.

Hanging rails and other accessories are not included and must be ordered separately. Hanging rails are included with 24" and 30" wide lateral drawers only. (See *Tower Accessories for pricing and order entry information*)

Half depth adjustable shelves and coat hooks may be ordered separately allowing the cupboard and wardrobe area of the 15", 24" and 30" wide towers to support binders as well as shorter coats. (See *Tower Accessories for pricing and order entry information*)

- 15" w Side Access and Display towers include (1) lock.
- Single door towers, double door towers, 24" w and 30" w Side Access and Display towers include (2) locks. (Except full-height doors which include (1) lock)
- Front Access (only) towers with wardrobe include (3) locks. (Except full-height doors with wardrobe which include (2) locks)

Critical Dimensions

Dimensions under, **w**, **d** and **h** are actual to the nearest 1/16"

50", 57" and 64" Tower Internal Dimensions

- Box and M drawer height: 4 3/16"
- Box and M drawer width: 12 1/16"
- Box and M drawer depth: 18 3/8"
- File drawer height: 9 1/4"
- File drawer width: 12 1/16"
- File drawer depth: 18 3/8"
- Wide drawer height: 9 7/16"
- Wide drawer width: 20 3/4"
- Wide drawer depth: 22 7/8"

Note: All towers are configured from the top down with standard combinations of box and file drawers.

Note: Drawer behind door list pricing is as follows: 1= \$255

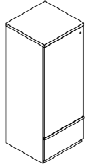
Note: Series 2 Steel front doors are standard without a handle. Handles may be ordered for cupboard doors as a special.

Storage Towers Steel Front - Series 2 Pull


24" Wide Storage Towers

Series 2 Storage

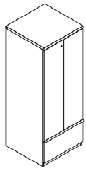
description	type	w	d	h	lock	pattern no.	P1	P2	P3
64" High Single Door tower with wide drawer (left hand shown)	left hand	23 7/8"	23 1/2"	63 5/16"	Y	DT3SLH6424WL	\$1,650.	\$1,898.	\$1,981.
	right hand	23 7/8"	23 1/2"	63 5/16"	Y	DT3SRH6424WL	1,650.	1,898.	1,981.



64" High Single Door tower with two wide drawers (left hand shown)	left hand	23 7/8"	23 1/2"	63 5/16"	Y	DT3SLH6424WWL	1,916.	2,203.	2,296.
	right hand	23 7/8"	23 1/2"	63 5/16"	Y	DT3SRH6424WWL	1,916.	2,203.	2,296.



64" High Double Door tower with one wide drawer		23 7/8"	23 1/2"	63 5/16"	Y	DT3D6424WL	2,020.	2,325.	2,427.
---	--	---------	---------	----------	---	-------------------	--------	--------	--------



24" and 30" wide double door cabinets may be ordered with a grommet option located in the back of the case by adding a "G" between the 4th and 5th character of the pattern number, example (DT3DG6424WL). Add \$100 list for this option. **Note**, by adding a "G" option, the cabinet will also receive AV hinged doors.

Order Code

Example:	DT3SBLH5724BBFL-117
DT3	Series 2 Steel Front, Series 2 Pull
SB	Side Access Bookcase
LH	Left Hand Access
57	57" High
24	24" Wide
B	Box Drawer
B	Box Drawer
F	File Drawer
L	Locking
117	Soft Grey paint finish

Specification Information

For non-locking towers, deduct as follows from the list price for each unit: Deduct \$30 for (1) lock unit, \$60 for (2) lock unit, and \$75 for a (3) lock unit. Substitute the "L" suffix with an "N" within the pattern number to designate a non-locking unit, example (DT3SLH6424BBFN)

Application Notes

- Hanging rails and other accessories are not included and must be ordered separately. Hanging rails are included with 24" and 30" wide lateral drawers only. (See *Tower Accessories for pricing and order entry information*)
- Half depth adjustable shelves and coat hooks may be ordered separately allowing the cupboard and wardrobe area of the 15", 24" and 30" wide towers to support binders as well as shorter coats. (See *Tower Accessories for pricing and order entry information*)
- 15" w Side Access and Display towers include (1) lock.
 - Single door towers, double door towers, 24" w and 30" w Side Access and Display towers include (2) locks. (Except full-height doors which include (1) lock)
 - Front Access (only) towers with wardrobe include (3) locks. (Except full-height doors with wardrobe which include (2) locks)

Critical Dimensions

Dimensions under, **w**, **d** and **h** are actual to the nearest 1/16"

50", 57" and 64" Tower Internal Dimensions

- Box and M drawer height: 4 5/16"
- Box and M drawer width: 12 1/16"
- Box and M drawer depth: 18 3/8"
- File drawer height: 9 1/4"
- File drawer width: 12 1/16"
- File drawer depth: 18 3/8"
- Wide drawer height: 9 7/16"
- Wide drawer width: 20 3/4"
- Wide drawer depth: 22 7/8"

Note: All towers are configured from the top down with standard combinations of box and file drawers.

Note: Drawer behind door list pricing is as follows: 1= \$255

Note: Series 2 Steel front doors are standard without a handle. Handles may be ordered for cupboard doors as a special.

Storage Towers Steel Front - Series 2 Pull

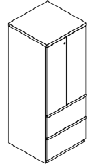
24" Wide Storage Towers

Series 2 Storage

Series 2 Steel Front Storage

description	type	w	d	h	lock	pattern no.	P1	P2	P3
-------------	------	---	---	---	------	-------------	----	----	----

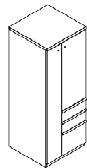
64" High Double Door tower with two wide drawers



24" and 30" wide double door cabinets may be ordered with a grommet option located in the back of the case by adding a "G" between the 4th and 5th character of the pattern number, example (DT3DG6424WL). Add \$100 list for this option. **Note**, by adding a "G" option, the cabinet will also receive AV hinged doors.

description	type	w	d	h	lock	pattern no.	P1	P2	P3
-------------	------	---	---	---	------	-------------	----	----	----

64" High tower with two box and one file drawer and door and wardrobe (left hand shown)



	left hand	23 7/8"	23 1/2"	63 5/16"	Y	DT3WSLH6424BBFL	2,199.	2,529.	2,638.
	right hand	23 7/8"	23 1/2"	63 5/16"	Y	DT3WSRH6424BBFL	2,199.	2,529.	2,638.

Order Code

Example:	DT3SBLH5724BBFL-117
DT3	Series 2 Steel Front, Series 2 Pull
SB	Side Access Bookcase
LH	Left Hand Access
57	57" High
24	24" Wide
B	Box Drawer
B	Box Drawer
F	File Drawer
L	Locking
117	Soft Grey paint finish

Specification Information

For non-locking towers, deduct as follows from the list price for each unit: Deduct \$30 for (1) lock unit, \$60 for (2) lock unit, and \$75 for a (3) lock unit. Substitute the "L" suffix with an "N" within the pattern number to designate a non-locking unit, example (DT3SLH6424BBFN)

Application Notes

Hanging rails and other accessories are not included and must be ordered separately. Hanging rails are included with 24" and 30" wide lateral drawers only. (See *Tower Accessories for pricing and order entry information*)

Half depth adjustable shelves and coat hooks may be ordered separately allowing the cupboard and wardrobe area of the 15", 24" and 30" wide towers to support binders as well as shorter coats. (See *Tower Accessories for pricing and order entry information*)

- 15" w Side Access and Display towers include (1) lock.
- Single door towers, double door towers, 24" w and 30" w Side Access and Display towers include (2) locks. (Except full-height doors which include (1) lock)
- Front Access (only) towers with wardrobe include (3) locks. (Except full-height doors with wardrobe which include (2) locks)

Critical Dimensions

Dimensions under, **w**, **d** and **h** are actual to the nearest 1/16"

50", 57" and 64" Tower Internal Dimensions

- Box and M drawer height: 4 3/16"
- Box and M drawer width: 12 1/16"
- Box and M drawer depth: 18 3/8"
- File drawer height: 9 1/4"
- File drawer width: 12 1/16"
- File drawer depth: 18 3/8"
- Wide drawer height: 9 7/16"
- Wide drawer width: 20 3/4"
- Wide drawer depth: 22 7/8"

Note: All towers are configured from the top down with standard combinations of box and file drawers.

Note: Drawer behind door list pricing is as follows: 1= \$255

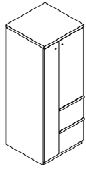
Note: Series 2 Steel front doors are standard without a handle. Handles may be ordered for cupboard doors as a special.

Storage Towers Steel Front - Series 2 Pull

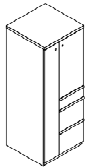
24" Wide Storage Towers

Series 2 Storage

description	type	w	d	h	lock	pattern no.	P1	P2	P3
64" High tower with two file drawers and door and wardrobe (left hand shown)	left hand	23 ⁷ / ₈ "	23 ¹ / ₂ "	63 ⁵ / ₁₆ "	Y	DT3WSLH6424FFL	\$1,961.	\$2,258.	\$2,356.
	right hand	23 ⁷ / ₈ "	23 ¹ / ₂ "	63 ⁵ / ₁₆ "	Y	DT3WSRH6424FFL	1,961.	2,258.	2,356.



64" High tower with one box and two file drawers and door and wardrobe (left hand shown)	left hand	23 ⁷ / ₈ "	23 ¹ / ₂ "	63 ⁵ / ₁₆ "	Y	DT3WSLH6424BFFL	2,337.	2,688.	2,806.
	right hand	23 ⁷ / ₈ "	23 ¹ / ₂ "	63 ⁵ / ₁₆ "	Y	DT3WSRH6424BFFL	2,337.	2,688.	2,806.



Order Code

Example:	DT3SBLH5724BBFL-117
DT3	Series 2 Steel Front, Series 2 Pull
SB	Side Access Bookcase
LH	Left Hand Access
57	57" High
24	24" Wide
B	Box Drawer
B	Box Drawer
F	File Drawer
L	Locking
117	Soft Grey paint finish

Specification Information

For non-locking towers, deduct as follows from the list price for each unit: Deduct \$30 for (1) lock unit, \$60 for (2) lock unit, and \$75 for a (3) lock unit. Substitute the "L" suffix with an "N" within the pattern number to designate a non-locking unit, example (DT3SLH6424BBFN)

"M" drawers consisting of a box drawer body with a file drawer head are available by substituting any two "B" or any one "F" character within the pattern number, example (DT3SLH6424MFN). Multiple "M" drawers may be specified providing they equal the total modules available.

A 6" drawer, behind a cupboard door is available by adding the numeral 1 to the end of the pattern number, example (DT3SLH6424BBFL1)

Note: 6" drawer behind doors are not available within the wardrobe portion of towers. Drawers behind doors are painted black.

Application Notes

Hanging rails and other accessories are not included and must be ordered separately. Hanging rails are included with 24" and 30" wide lateral drawers only. (See *Tower Accessories for pricing and order entry information*)

Half depth adjustable shelves and coat hooks may be ordered separately allowing the cupboard and wardrobe area of the 15", 24" and 30" wide towers to support binders as well as shorter coats. (See *Tower Accessories for pricing and order entry information*)

- 15" w Side Access and Display towers include (1) lock.
- Single door towers, double door towers, 24" w and 30" w Side Access and Display towers include (2) locks. (Except full-height doors which include (1) lock)
- Front Access (only) towers with wardrobe include (3) locks. (Except full-height doors with wardrobe which include (2) locks)

Critical Dimensions

Dimensions under, **w**, **d** and **h** are actual to the nearest ¹/₁₆"

50", 57" and 64" Tower Internal Dimensions

- Box and M drawer height: 4³/₁₆"
- Box and M drawer width: 12¹/₁₆"
- Box and M drawer depth: 18³/₈"
- File drawer height: 9¹/₄"
- File drawer width: 12¹/₁₆"
- File drawer depth: 18³/₈"
- Wide drawer height: 9⁷/₁₆"
- Wide drawer width: 20³/₄"
- Wide drawer depth: 22⁷/₈"

Note: All towers are configured from the top down with standard combinations of box and file drawers.

Note: Drawer behind door list pricing is as follows: 1= \$255

Note: Series 2 Steel front doors are standard without a handle. Handles may be ordered for cupboard doors as a special.

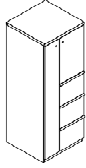
Storage Towers Steel Front - Series 2 Pull

24" Wide Storage Towers

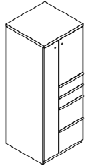
Series 2 Storage

Series 2 Steel Front Storage

description	type	w	d	h	lock	pattern no.	P1	P2	P3
64" High tower with three file drawers and door and wardrobe (left hand shown)	left hand	23 ⁷ / ₈ "	23 ¹ / ₂ "	63 ⁵ / ₁₆ "	Y	DT3WSLH6424FFFL	\$2,326.	\$2,673.	\$2,790.
	right hand	23 ⁷ / ₈ "	23 ¹ / ₂ "	63 ⁵ / ₁₆ "	Y	DT3WSRH6424FFFL	2,326.	2,673.	2,790.



64" High tower with two box and two file drawers and door and wardrobe (left hand shown)	left hand	23 ⁷ / ₈ "	23 ¹ / ₂ "	63 ⁵ / ₁₆ "	Y	DT3WSLH6424BBFFL	2,526.	2,905.	3,028.
	right hand	23 ⁷ / ₈ "	23 ¹ / ₂ "	63 ⁵ / ₁₆ "	Y	DT3WSRH6424BBFFL	2,526.	2,905.	3,028.



Order Code

Example:	DT3SBLH5724BBFL-117
DT3	Series 2 Steel Front, Series 2 Pull
SB	Side Access Bookcase
LH	Left Hand Access
57	57" High
24	24" Wide
B	Box Drawer
B	Box Drawer
F	File Drawer
L	Locking
117	Soft Grey paint finish

Specification Information

For non-locking towers, deduct as follows from the list price for each unit: Deduct \$30 for (1) lock unit, \$60 for (2) lock unit, and \$75 for a (3) lock unit. Substitute the "L" suffix with an "N" within the pattern number to designate a non-locking unit, example (DT3SLH6424BBFN)

"M" drawers consisting of a box drawer body with a file drawer head are available by substituting any two "B" or any one "F" character within the pattern number, example (DT3SLH6424MFN). Multiple "M" drawers may be specified providing they equal the total modules available.

A 6" drawer, behind a cupboard door is available by adding the numeral 1 to the end of the pattern number, example (DT3SLH6424BBFL1)

Note: 6" drawer behind doors are not available within the wardrobe portion of towers. Drawers behind doors are painted black.

Application Notes

Hanging rails and other accessories are not included and must be ordered separately. Hanging rails are included with 24" and 30" wide lateral drawers only. (See *Tower Accessories for pricing and order entry information*)

Half depth adjustable shelves and coat hooks may be ordered separately allowing the cupboard and wardrobe area of the 15", 24" and 30" wide towers to support binders as well as shorter coats. (See *Tower Accessories for pricing and order entry information*)

- 15" Side Access and Display towers include (1) lock.
- Single door towers, double door towers, 24" w and 30" w Side Access and Display towers include (2) locks. (Except full-height doors which include (1) lock)
- Front Access (only) towers with wardrobe include (3) locks. (Except full-height doors with wardrobe which include (2) locks)

Critical Dimensions

Dimensions under, **w**, **d** and **h** are actual to the nearest 1/16"

50", 57" and 64" Tower Internal Dimensions

- Box and M drawer height: 4⁷/₁₆"
- Box and M drawer width: 12¹/₁₆"
- Box and M drawer depth: 18³/₈"
- File drawer height: 9¹/₄"
- File drawer width: 12¹/₁₆"
- File drawer depth: 18³/₈"
- Wide drawer height: 9⁷/₁₆"
- Wide drawer width: 20³/₄"
- Wide drawer depth: 22⁷/₈"

Note: All towers are configured from the top down with standard combinations of box and file drawers.

Note: Drawer behind door list pricing is as follows: 1= \$255


Note: Series 2 Steel front doors are standard without a handle. Handles may be ordered for cupboard doors as a special.

Storage Towers Steel Front - Series 2 Pull

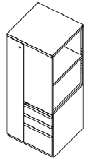
24" Wide Storage Towers

Series 2 Storage

description	type	w	d	h	lock	pattern no.	P1	P2	P3
64" High tower with four file drawers and door and wardrobe (left hand shown)	left hand	23 ⁷ / ₈ "	23 ¹ / ₂ "	63 ⁵ / ₁₆ "	Y	DT3WSLH6424FFFL	\$2,560.	\$2,944.	\$3,069.
	right hand	23 ⁷ / ₈ "	23 ¹ / ₂ "	63 ⁵ / ₁₆ "	Y	DT3WSRH6424FFFL	2,560.	2,944.	3,069.



64" High Side Access Bookcase with two box and one file drawer with wardrobe (left hand shown)	left hand	23 ⁷ / ₈ "	23 ¹ / ₂ "	63 ⁵ / ₁₆ "	Y	DT3WSBLH6424BBFL	2,448.	2,815.	2,938.
	right hand	23 ⁷ / ₈ "	23 ¹ / ₂ "	63 ⁵ / ₁₆ "	Y	DT3WSBRH6424BBFL	2,448.	2,815.	2,938.



Order Code

Example:	DT3SBLH5724BBFL-117
DT3	Series 2 Steel Front, Series 2 Pull
SB	Side Access Bookcase
LH	Left Hand Access
57	57" High
24	24" Wide
B	Box Drawer
B	Box Drawer
F	File Drawer
L	Locking
117	Soft Grey paint finish

Specification Information

For non-locking towers, deduct as follows from the list price for each unit: Deduct \$30 for (1) lock unit, \$60 for (2) lock unit, and \$75 for a (3) lock unit. Substitute the "L" suffix with an "N" within the pattern number to designate a non-locking unit, example (DT3SLH6424BBFN)

"M" drawers consisting of a box drawer body with a file drawer head are available by substituting any two "B" or any one "F" character within the pattern number, example (DT3SLH6424MFN). Multiple "M" drawers may be specified providing they equal the total modules available.

A 6" drawer, behind a cupboard door is available by adding the numeral 1 to the end of the pattern number, example (DT3SLH6424BBFL1)

Note: 6" drawer behind doors are not available within the wardrobe portion of towers. Drawers behind doors are painted black.

Application Notes

Hanging rails and other accessories are not included and must be ordered separately. Hanging rails are included with 24" and 30" wide lateral drawers only. (See *Tower Accessories for pricing and order entry information*)

Half depth adjustable shelves and coat hooks may be ordered separately allowing the cupboard and wardrobe area of the 15", 24" and 30" wide towers to support binders as well as shorter coats. (See *Tower Accessories for pricing and order entry information*)

- 15" Side Access and Display towers include (1) lock.
- Single door towers, double door towers, 24" w and 30" w Side Access and Display towers include (2) locks. (Except full-height doors which include (1) lock)
- Front Access (only) towers with wardrobe include (3) locks. (Except full-height doors with wardrobe which include (2) locks)

Critical Dimensions

Dimensions under, **w**, **d** and **h** are actual to the nearest 1/16"

50", 57" and 64" Tower Internal Dimensions

- Box and M drawer height: 4³/₁₆"
- Box and M drawer width: 12¹/₁₆"
- Box and M drawer depth: 18³/₈"
- File drawer height: 9¹/₄"
- File drawer width: 12¹/₁₆"
- File drawer depth: 18³/₈"
- Wide drawer height: 9⁷/₁₆"
- Wide drawer width: 20³/₄"
- Wide drawer depth: 22⁷/₈"

Note: All towers are configured from the top down with standard combinations of box and file drawers.

Note: Drawer behind door list pricing is as follows: 1= \$255

Note: Series 2 Steel front doors are standard without a handle. Handles may be ordered for cupboard doors as a special.

Storage Towers Steel Front - Series 2 Pull

24" Wide Storage Towers

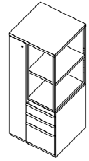
Series 2 Storage

Series 2 Steel Front Storage

description	type	w	d	h	lock	pattern no.	P1	P2	P3
64" High Side Access Bookcase with two file drawers with wardrobe (left hand shown)	left hand	23 7/8"	23 1/2"	63 7/16"	Y	DT3WSBLH6424FFL	\$2,364.	\$2,720.	\$2,839.
	right hand	23 7/8"	23 1/2"	63 7/16"	Y	DT3WSBRH6424FFL	2,364.	2,720.	2,839.



64" High Display tower with two box and one file drawer and wardrobe (left hand shown)	left hand	23 7/8"	23 1/2"	63 7/16"	Y	DT3WBDLH6424BBFL	2,473.	2,844.	2,965.
	right hand	23 7/8"	23 1/2"	63 7/16"	Y	DT3WBDRH6424BBFL	2,473.	2,844.	2,965.



64" High Display tower with two file drawers and wardrobe (left hand shown)	left hand	23 7/8"	23 1/2"	63 7/16"	Y	DT3WBDLH6424FFL	2,385.	2,745.	2,863.
	right hand	23 7/8"	23 1/2"	63 7/16"	Y	DT3WBDRH6424FFL	2,385.	2,745.	2,863.



Order Code

Example:	DT3SBLH5724BBFL-117
DT3	Series 2 Steel Front, Series 2 Pull
SB	Side Access Bookcase
LH	Left Hand Access
57	57" High
24	24" Wide
B	Box Drawer
B	Box Drawer
F	File Drawer
L	Locking
117	Soft Grey paint finish

Specification Information

For non-locking towers, deduct as follows from the list price for each unit: Deduct \$30 for (1) lock unit, \$60 for (2) lock unit, and \$75 for a (3) lock unit. Substitute the "L" suffix with an "N" within the pattern number to designate a non-locking unit, example (DT3SLH6424BBFN)

Application Notes

"M" drawers consisting of a box drawer body with a file drawer head are available by substituting any two "B" or any one "F" character within the pattern number, example (DT3SLH6424MFN). Multiple "M" drawers may be specified providing they equal the total modules available.

A 6" drawer, behind a cupboard door is available by adding the numeral 1 to the end of the pattern number, example (DT3SLH6424BBFL1)

Note: 6" drawer behind doors are not available within the wardrobe portion of towers. Drawers behind doors are painted black.

Hanging rails and other accessories are not included and must be ordered separately. Hanging rails are included with 24" and 30" wide lateral drawers only. (See *Tower Accessories for pricing and order entry information*)

Half depth adjustable shelves and coat hooks may be ordered separately allowing the cupboard and wardrobe area of the 15", 24" and 30" wide towers to support binders as well as shorter coats. (See *Tower Accessories for pricing and order entry information*)

- 15" wide Side Access and Display towers include (1) lock.
- Single door towers, double door towers, 24" wide and 30" wide Side Access and Display towers include (2) locks. (Except full-height doors which include (1) lock)
- Front Access (only) towers with wardrobe include (3) locks. (Except full-height doors with wardrobe which include (2) locks)

Critical Dimensions

Dimensions under, **w**, **d** and **h** are actual to the nearest 1/16"

50", 57" and 64" Tower Internal Dimensions

- Box and M drawer height: 4 7/16"
- Box and M drawer width: 12 1/16"
- Box and M drawer depth: 18 3/8"
- File drawer height: 9 1/4"
- File drawer width: 12 1/16"
- File drawer depth: 18 3/8"
- Wide drawer height: 9 7/16"
- Wide drawer width: 20 3/4"
- Wide drawer depth: 22 7/8"

Note: All towers are configured from the top down with standard combinations of box and file drawers.

Note: Drawer behind door list pricing is as follows: 1= \$255

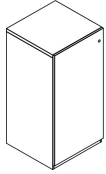
Note: Series 2 Steel front doors are standard without a handle. Handles may be ordered for cupboard doors as a special.

Storage Towers Steel Front - Series 2 Pull

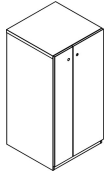
24" Wide Storage Towers - Full Height Door

Series 2 Storage

description	type	w	d	h	lock	pattern no.	P1	P2	P3
50" High tower with one single (Full height door)(Left hand shown)	left hand	23 7/8"	23 1/2"	48 3/16"	Y	DT3FSLH5024L	\$1,485.	\$1,720.	\$1,800.
	right hand	23 7/8"	23 1/2"	48 3/16"	Y	DT3FSRH5024L	1,485.	1,720.	1,800.



50" High tower with wardrobe/cabinet (Full height doors)(Left hand shown)	left hand	23 7/8"	23 1/2"	48 3/16"	Y	DT3FWSLH5024L	1,851.	2,141.	2,238.
	right hand	23 7/8"	23 1/2"	48 3/16"	Y	DT3FWSRH5024L	1,851.	2,141.	2,238.



Order Code

Example:	DT3FSLH5024L-117
DT3F	Series 2 Full Height Steel Door, Series 2 Pull
S	Storage Door
LH	Left Hand Hinge
50	50" High
24	24" Wide
L	Locking
117	Soft Grey paint finish

Specification Information

For non-locking towers, deduct as follows from the list price for each unit: Deduct \$30 for (1) lock unit, \$60 for (2) lock unit, and \$75 for a (3) lock unit. Substitute the "L" suffix with an "N" within the pattern number to designate a non-locking unit, example (DT3SLH6424BBFN)

"M" drawers consisting of a box drawer body with a file drawer head are available by substituting any two "B" or any one "F" character within the pattern number, example (DT3SLH6424MFN). Multiple "M" drawers may be specified providing they equal the total modules available.

A 6" drawer, behind a cupboard door is available by adding the numeral 1 to the end of the pattern number, example (DT3SLH6424BBFL1)

Note: 6" drawer behind doors are not available within the wardrobe portion of towers. Drawers behind doors are painted black.

Note: Series 2 Steel front doors are standard without a handle. Handles may be ordered for cupboard doors as a special.

Application Notes

Hanging rails and other accessories are not included and must be ordered separately. Hanging rails are included with 24" and 30" wide lateral drawers only. (See *Tower Accessories for pricing and order entry information*)

Half depth adjustable shelves and coat hooks may be ordered separately allowing the cupboard and wardrobe area of the 15", 24" and 30" wide towers to support binders as well as shorter coats. (See *Tower Accessories for pricing and order entry information*)

- 15" w Side Access and Display towers include (1) lock.
- Single door towers, double door towers, 24" w and 30" w Side Access and Display towers include (2) locks. (Except full-height doors which include (1) lock)
- Front Access (only) towers with wardrobe include (3) locks. (Except full-height doors with wardrobe which include (2) locks)

Full height door towers are designed to compliment the aesthetic of Dividends Horizon storage components.

Add a "Y" to the end of the pattern number to specify a front color that is different than the case color. P3 pricing automatically applies for all colors when utilizing this option.

Critical Dimensions

Dimensions under, **w**, **d** and **h** are actual to the nearest 1/16"

50", 57" and 64" Tower Internal Dimensions

- Box and M drawer height: 4 3/16"
- Box and M drawer width: 12 1/16"
- Box and M drawer depth: 18 3/8"
- File drawer height: 9 1/4"
- File drawer width: 12 1/16"
- File drawer depth: 18 3/8"
- Wide drawer height: 9 7/16"
- Wide drawer width: 20 3/4"
- Wide drawer depth: 22 7/8"

Note: All towers are configured from the top down with standard combinations of box and file drawers.

Note: Drawer behind door list pricing is as follows: 1= \$255

Full height door towers (50" h and 57" h) include one fixed shelf and one adjustable shelf. 64" h full height door tower includes one fixed shelf and two adjustable shelves.

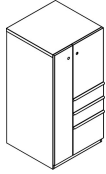
Storage Towers Steel Front - Series 2 Pull

24" Wide Storage Towers - Full Height Door

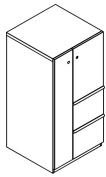
Series 2 Storage

Series 2 Steel Front Storage

description	type	w	d	h	lock	pattern no.	P1	P2	P3
50" High tower with two box and one file drawer, door, wardrobe (Left hand shown)	left hand	23 7/8"	23 1/2"	48 5/16"	Y	DT3FWSLH5024BBFL	\$2,138.	\$2,454.	\$2,560.
	right hand	23 7/8"	23 1/2"	48 5/16"	Y	DT3FWSRH5024BBFL	2,138.	2,454.	2,560.



50" High tower with two file drawers, door, wardrobe (Left hand shown)	left hand	23 7/8"	23 1/2"	48 5/16"	Y	DT3FWSLH5024FFL	1,926.	2,211.	2,303.
	right hand	23 7/8"	23 1/2"	48 5/16"	Y	DT3FWSRH5024FFL	1,926.	2,211.	2,303.



Order Code

Example:	DT3FSLH5024L- 117
DT3F	Series 2 Full Height Steel Door, Series 2 Pull
S	Storage Door
LH	Left Hand Hinge
50	50" High
24	24" Wide
L	Locking
117	Soft Grey paint finish

Specification Information

For non-locking towers, deduct as follows from the list price for each unit: Deduct \$30 for (1) lock unit, \$60 for (2) lock unit, and \$75 for a (3) lock unit. Substitute the "L" suffix with an "N" within the pattern number to designate a non-locking unit, example (DT3SLH6424BBFN)

"M" drawers consisting of a box drawer body with a file drawer head are available by substituting any two "B" or any one "F" character within the pattern number, example (DT3SLH6424MFN). Multiple "M" drawers may be specified providing they equal the total modules available.

A 6" drawer, behind a cupboard door is available by adding the numeral 1 to the end of the pattern number, example (DT3SLH6424BBFL1)

Note: 6" drawer behind doors are not available within the wardrobe portion of towers. Drawers behind doors are painted black.

Note: Series 2 Steel front doors are standard without a handle. Handles may be ordered for cupboard doors as a special.

Application Notes

Hanging rails and other accessories are not included and must be ordered separately. Hanging rails are included with 24" and 30" wide lateral drawers only. (See *Tower Accessories for pricing and order entry information*)

Half depth adjustable shelves and coat hooks may be ordered separately allowing the cupboard and wardrobe area of the 15", 24" and 30" wide towers to support binders as well as shorter coats. (See *Tower Accessories for pricing and order entry information*)

- 15" w Side Access and Display towers include (1) lock.
- Single door towers, double door towers, 24" w and 30" w Side Access and Display towers include (2) locks. (Except full-height doors which include (1) lock)
- Front Access (only) towers with wardrobe include (3) locks. (Except full-height doors with wardrobe which include (2) locks)

Full height door towers are designed to compliment the aesthetic of Dividends Horizon storage components.

Add a "Y" to the end of the pattern number to specify a front color that is different than the case color. P3 pricing automatically applies for all colors when utilizing this option.

Critical Dimensions

Dimensions under, **w**, **d** and **h** are actual to the nearest 1/16"

50", 57" and 64" Tower Internal Dimensions

- Box and M drawer height: 4 5/16"
- Box and M drawer width: 12 1/16"
- Box and M drawer depth: 18 3/8"
- File drawer height: 9 1/4"
- File drawer width: 12 1/16"
- File drawer depth: 18 3/8"
- Wide drawer height: 9 7/16"
- Wide drawer width: 20 3/4"
- Wide drawer depth: 22 7/8"

Note: All towers are configured from the top down with standard combinations of box and file drawers.

Note: Drawer behind door list pricing is as follows: 1= \$255

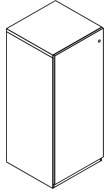
Full height door towers (50" h and 57" h) include one fixed shelf and one adjustable shelf. 64" h full height door tower includes one fixed shelf and two adjustable shelves.

Storage Towers Steel Front - Series 2 Pull

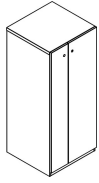
24" Wide Storage Towers - Full Height Door

Series 2 Storage

description	type	w	d	h	lock	pattern no.	P1	P2	P3
57" High tower with one single (Full height door)(Left hand shown)	left hand	23 7/8"	23 1/2"	56 3/16"	Y	DT3FSLH5724L	\$1,537.	\$1,780.	\$1,861.
	right hand	23 7/8"	23 1/2"	56 3/16"	Y	DT3FSRH5724L	1,537.	1,780.	1,861.



57" High tower with wardrobe/cabinet (Full height doors)(Left hand shown)	left hand	23 7/8"	23 1/2"	56 3/16"	Y	DT3FWSLH5724L	1,891.	2,187.	2,285.
	right hand	23 7/8"	23 1/2"	56 3/16"	Y	DT3FWSRH5724L	1,891.	2,187.	2,285.



Order Code

Example:	DT3FSLH5024L- 117
DT3F	Series 2 Full Height Steel Door, Series 2 Pull
S	Storage Door
LH	Left Hand Hinge
50	50" High
24	24" Wide
L	Locking
117	Soft Grey paint finish

Specification Information

For non-locking towers, deduct as follows from the list price for each unit: Deduct \$30 for (1) lock unit, \$60 for (2) lock unit, and \$75 for a (3) lock unit. Substitute the "L" suffix with an "N" within the pattern number to designate a non-locking unit, example (DT3SLH6424BBFN)

"M" drawers consisting of a box drawer body with a file drawer head are available by substituting any two "B" or any one "F" character within the pattern number, example (DT3SLH6424MFN). Multiple "M" drawers may be specified providing they equal the total modules available.

A 6" drawer, behind a cupboard door is available by adding the numeral 1 to the end of the pattern number, example (DT3SLH6424BBFL1)

Note: 6" drawer behind doors are not available within the wardrobe portion of towers. Drawers behind doors are painted black.

Note: Series 2 Steel front doors are standard without a handle. Handles may be ordered for cupboard doors as a special.

Application Notes

Hanging rails and other accessories are not included and must be ordered separately. Hanging rails are included with 24" and 30" wide lateral drawers only. (See *Tower Accessories for pricing and order entry information*)

Half depth adjustable shelves and coat hooks may be ordered separately allowing the cupboard and wardrobe area of the 15", 24" and 30" wide towers to support binders as well as shorter coats. (See *Tower Accessories for pricing and order entry information*)

- 15" w Side Access and Display towers include (1) lock.
- Single door towers, double door towers, 24" w and 30" w Side Access and Display towers include (2) locks. (Except full-height doors which include (1) lock)
- Front Access (only) towers with wardrobe include (3) locks. (Except full-height doors with wardrobe which include (2) locks)

Full height door towers are designed to compliment the aesthetic of Dividends Horizon storage components.

Add a "Y" to the end of the pattern number to specify a front color that is different than the case color. P3 pricing automatically applies for all colors when utilizing this option.

Critical Dimensions

Dimensions under, **w**, **d** and **h** are actual to the nearest 1/16"

50", 57" and 64" Tower Internal Dimensions

- Box and M drawer height: 4 3/16"
- Box and M drawer width: 12 1/16"
- Box and M drawer depth: 18 3/8"
- File drawer height: 9 1/4"
- File drawer width: 12 1/16"
- File drawer depth: 18 3/8"
- Wide drawer height: 9 7/16"
- Wide drawer width: 20 3/4"
- Wide drawer depth: 22 7/8"

Note: All towers are configured from the top down with standard combinations of box and file drawers.

Note: Drawer behind door list pricing is as follows: 1= \$255

Full height door towers (50" h and 57" h) include one fixed shelf and one adjustable shelf. 64" h full height door tower includes one fixed shelf and two adjustable shelves.

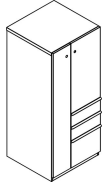
Storage Towers Steel Front - Series 2 Pull

24" Wide Storage Towers - Full Height Door

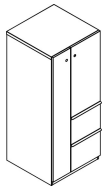
Series 2 Storage

Series 2 Steel Front Storage

description	type	w	d	h	lock	pattern no.	P1	P2	P3
57" High tower with two box and one file drawer, door, wardrobe (Left hand shown)	left hand	23 7/8"	23 1/2"	56 3/16"	Y	DT3FWSLH5724BBFL	\$2,216.	\$2,544.	\$2,653.
	right hand	23 7/8"	23 1/2"	56 3/16"	Y	DT3FWSRH5724BBFL	2,216.	2,544.	2,653.



57" High tower with two file drawers, door, wardrobe (Left hand shown)	left hand	23 7/8"	23 1/2"	56 3/16"	Y	DT3FWSLH5724FFL	1,986.	2,280.	2,376.
	right hand	23 7/8"	23 1/2"	56 3/16"	Y	DT3FWSRH5724FFL	1,986.	2,280.	2,376.



Order Code

Example:	DT3FSLH5024L- 117
DT3F	Series 2 Full Height Steel Door, Series 2 Pull
S	Storage Door
LH	Left Hand Hinge
50	50" High
24	24" Wide
L	Locking
117	Soft Grey paint finish

Specification Information

For non-locking towers, deduct as follows from the list price for each unit: Deduct \$30 for (1) lock unit, \$60 for (2) lock unit, and \$75 for a (3) lock unit. Substitute the "L" suffix with an "N" within the pattern number to designate a non-locking unit, example (DT3SLH6424BBFN)

"M" drawers consisting of a box drawer body with a file drawer head are available by substituting any two "B" or any one "F" character within the pattern number, example (DT3SLH6424MFN). Multiple "M" drawers may be specified providing they equal the total modules available.

A 6" drawer, behind a cupboard door is available by adding the numeral 1 to the end of the pattern number, example (DT3SLH6424BBFL1)

Note: 6" drawer behind doors are not available within the wardrobe portion of towers. Drawers behind doors are painted black.

Note: Series 2 Steel front doors are standard without a handle. Handles may be ordered for cupboard doors as a special.

Application Notes

Hanging rails and other accessories are not included and must be ordered separately. Hanging rails are included with 24" and 30" wide lateral drawers only. (See *Tower Accessories for pricing and order entry information*)

Half depth adjustable shelves and coat hooks may be ordered separately allowing the cupboard and wardrobe area of the 15", 24" and 30" wide towers to support binders as well as shorter coats. (See *Tower Accessories for pricing and order entry information*)

- 15" w Side Access and Display towers include (1) lock.
- Single door towers, double door towers, 24" w and 30" w Side Access and Display towers include (2) locks. (Except full-height doors which include (1) lock)
- Front Access (only) towers with wardrobe include (3) locks. (Except full-height doors with wardrobe which include (2) locks)

Full height door towers are designed to compliment the aesthetic of Dividends Horizon storage components.

Add a "Y" to the end of the pattern number to specify a front color that is different than the case color. P3 pricing automatically applies for all colors when utilizing this option.

Critical Dimensions

Dimensions under, **w**, **d** and **h** are actual to the nearest 1/16"

50", 57" and 64" Tower Internal Dimensions

- Box and M drawer height: 4 3/16"
- Box and M drawer width: 12 1/16"
- Box and M drawer depth: 18 3/8"
- File drawer height: 9 1/4"
- File drawer width: 12 1/16"
- File drawer depth: 18 3/8"
- Wide drawer height: 9 7/16"
- Wide drawer width: 20 3/4"
- Wide drawer depth: 22 7/8"

Note: All towers are configured from the top down with standard combinations of box and file drawers.

Note: Drawer behind door list pricing is as follows: 1= \$255

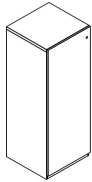
Full height door towers (50" h and 57" h) include one fixed shelf and one adjustable shelf. 64" h full height door tower includes one fixed shelf and two adjustable shelves.

Storage Towers Steel Front - Series 2 Pull

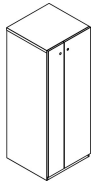
24" Wide Storage Towers - Full Height Door

Series 2 Storage

description	type	w	d	h	lock	pattern no.	P1	P2	P3
64" High tower with one single (Full height door)(Left hand shown)	left hand	23 7/8"	23 1/2"	63 3/16"	Y	DT3FSLH6424L	\$1,559.	\$1,805.	\$1,890.
	right hand	23 7/8"	23 1/2"	63 3/16"	Y	DT3FSRH6424L	1,559.	1,805.	1,890.



64" High tower with wardrobe/cabinet (Full height doors)(Left hand shown)	left hand	23 7/8"	23 1/2"	63 3/16"	Y	DT3FWSLH6424L	1,929.	2,232.	2,334.
	right hand	23 7/8"	23 1/2"	63 3/16"	Y	DT3FWSRH6424L	1,929.	2,232.	2,334.



Order Code

Example:	DT3FSLH5024L- 117
DT3F	Series 2 Full Height Steel Door, Series 2 Pull
S	Storage Door
LH	Left Hand Hinge
50	50" High
24	24" Wide
L	Locking
117	Soft Grey paint finish

Specification Information

For non-locking towers, deduct as follows from the list price for each unit: Deduct \$30 for (1) lock unit, \$60 for (2) lock unit, and \$75 for a (3) lock unit. Substitute the "L" suffix with an "N" within the pattern number to designate a non-locking unit, example (DT3SLH6424BBFN)

"M" drawers consisting of a box drawer body with a file drawer head are available by substituting any two "B" or any one "F" character within the pattern number, example (DT3SLH6424MFN). Multiple "M" drawers may be specified providing they equal the total modules available.

A 6" drawer, behind a cupboard door is available by adding the numeral 1 to the end of the pattern number, example (DT3SLH6424BBF1)

Note: 6" drawer behind doors are not available within the wardrobe portion of towers. Drawers behind doors are painted black.

Note: Series 2 Steel front doors are standard without a handle. Handles may be ordered for cupboard doors as a special.

Application Notes

Hanging rails and other accessories are not included and must be ordered separately. Hanging rails are included with 24" and 30" wide lateral drawers only. (See *Tower Accessories for pricing and order entry information*)

Half depth adjustable shelves and coat hooks may be ordered separately allowing the cupboard and wardrobe area of the 15", 24" and 30" wide towers to support binders as well as shorter coats. (See *Tower Accessories for pricing and order entry information*)

- 15" w Side Access and Display towers include (1) lock.
- Single door towers, double door towers, 24" w and 30" w Side Access and Display towers include (2) locks. (Except full-height doors which include (1) lock)
- Front Access (only) towers with wardrobe include (3) locks. (Except full-height doors with wardrobe which include (2) locks)

Full height door towers are designed to compliment the aesthetic of Dividends Horizon storage components.

Add a "Y" to the end of the pattern number to specify a front color that is different than the case color. P3 pricing automatically applies for all colors when utilizing this option.

Critical Dimensions

Dimensions under, **w**, **d** and **h** are actual to the nearest 1/16"

50", 57" and 64" Tower Internal Dimensions

- Box and M drawer height: 4 3/16"
- Box and M drawer width: 12 1/16"
- Box and M drawer depth: 18 3/8"
- File drawer height: 9 1/4"
- File drawer width: 12 1/16"
- File drawer depth: 18 3/8"
- Wide drawer height: 9 7/16"
- Wide drawer width: 20 3/4"
- Wide drawer depth: 22 7/8"

Note: All towers are configured from the top down with standard combinations of box and file drawers.

Note: Drawer behind door list pricing is as follows: 1= \$255

Full height door towers (50" h and 57" h) include one fixed shelf and one adjustable shelf. 64" h full height door tower includes one fixed shelf and two adjustable shelves.

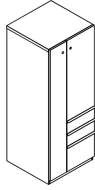
Storage Towers Steel Front - Series 2 Pull

24" Wide Storage Towers - Full Height Door

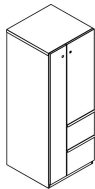
Series 2 Storage

Series 2 Steel Front Storage

description	type	w	d	h	lock	pattern no.	P1	P2	P3
64" High tower with two box and one file drawer, door, wardrobe (Left hand shown)	left hand	23 7/8"	23 1/2"	63 5/16"	Y	DT3FWSLH6424BBFL	\$2,230.	\$2,560.	\$2,670.
	right hand	23 7/8"	23 1/2"	63 5/16"	Y	DT3FWSRH6424BBFL	2,230.	2,560.	2,670.



64" High tower with two file drawers, door, wardrobe (Left hand shown)	left hand	23 7/8"	23 1/2"	63 5/16"	Y	DT3FWSLH6424FFL	1,994.	2,288.	2,387.
	right hand	23 7/8"	23 1/2"	63 5/16"	Y	DT3FWSRH6424FFL	1,994.	2,288.	2,387.



Order Code

Example:	DT3FSLH5024L- 117
DT3F	Series 2 Full Height Steel Door, Series 2 Pull
S	Storage Door
LH	Left Hand Hinge
50	50" High
24	24" Wide
L	Locking
117	Soft Grey paint finish

Specification Information

For non-locking towers, deduct as follows from the list price for each unit: Deduct \$30 for (1) lock unit, \$60 for (2) lock unit, and \$75 for a (3) lock unit. Substitute the "L" suffix with an "N" within the pattern number to designate a non-locking unit, example (DT3SLH6424BBFN)

"M" drawers consisting of a box drawer body with a file drawer head are available by substituting any two "B" or any one "F" character within the pattern number, example (DT3SLH6424MFN). Multiple "M" drawers may be specified providing they equal the total modules available.

A 6" drawer, behind a cupboard door is available by adding the numeral 1 to the end of the pattern number, example (DT3SLH6424BBFL1)

Note: 6" drawer behind doors are not available within the wardrobe portion of towers. Drawers behind doors are painted black.

Note: Series 2 Steel front doors are standard without a handle. Handles may be ordered for cupboard doors as a special.

Application Notes

Hanging rails and other accessories are not included and must be ordered separately. Hanging rails are included with 24" and 30" wide lateral drawers only. (See *Tower Accessories for pricing and order entry information*)

Half depth adjustable shelves and coat hooks may be ordered separately allowing the cupboard and wardrobe area of the 15", 24" and 30" wide towers to support binders as well as shorter coats. (See *Tower Accessories for pricing and order entry information*)

- 15" w Side Access and Display towers include (1) lock.
- Single door towers, double door towers, 24" w and 30" w Side Access and Display towers include (2) locks. (Except full-height doors which include (1) lock)
- Front Access (only) towers with wardrobe include (3) locks. (Except full-height doors with wardrobe which include (2) locks)

Full height door towers are designed to compliment the aesthetic of Dividends Horizon storage components.

Add a "Y" to the end of the pattern number to specify a front color that is different than the case color. P3 pricing automatically applies for all colors when utilizing this option.

Critical Dimensions

Dimensions under, **w**, **d** and **h** are actual to the nearest 1/16"

50", 57" and 64" Tower Internal Dimensions

- Box and M drawer height: 4 5/16"
- Box and M drawer width: 12 1/16"
- Box and M drawer depth: 18 3/8"
- File drawer height: 9 1/4"
- File drawer width: 12 1/16"
- File drawer depth: 18 3/8"
- Wide drawer height: 9 7/16"
- Wide drawer width: 20 3/4"
- Wide drawer depth: 22 7/8"

Note: All towers are configured from the top down with standard combinations of box and file drawers.

Note: Drawer behind door list pricing is as follows: 1= \$255

Full height door towers (50"h and 57"h) include one fixed shelf and one adjustable shelf. 64"h full height door tower includes one fixed shelf and two adjustable shelves.

Storage Towers Steel Front - Series 2 Pull

30" Wide Storage Towers

Series 2 Storage

description	type	w	d	h	lock	pattern no.	P1	P2	P3
-------------	------	---	---	---	------	-------------	----	----	----

50" High Double Door tower with one wide drawer



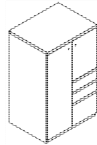
24" and 30" wide double door cabinets may be ordered with a grommet option located in the back of the case by adding a "G" between the 4th and 5th character of the pattern number, example (DT3D**G**5030WL). Add \$100 list for this option. **Note**, by adding a "G" option, the cabinet will also receive AV hinged doors.

50" High Double Door tower with two wide drawers



24" and 30" wide double door cabinets may be ordered with a grommet option located in the back of the case by adding a "G" between the 4th and 5th character of the pattern number, example (DT3D**G**5030WWL). Add \$100 list for this option. **Note**, by adding a "G" option, the cabinet will also receive AV hinged doors.

50" High tower with two box and one file drawer and door and wardrobe (left hand shown)



	left hand	29 7/8"	23 1/2"	48 5/16"	Y	DT3WSLH5030BBFL	2,219.	2,550.	2,660.
	right hand	29 7/8"	23 1/2"	48 5/16"	Y	DT3WSRH5030BBFL	2,219.	2,550.	2,660.

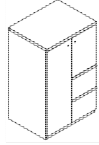
Order Code	Specification Information	Application Notes	Critical Dimensions
Example: DT3WSLH5730BBFL-117	For non-locking towers, deduct as follows from the list price for each unit: Deduct \$30 for (1) lock unit, \$60 for (2) lock unit, and \$75 for a (3) lock unit. Substitute the "L" suffix with an "N" within the pattern number to designate a non-locking unit, example (DT3WSLH5030BBFN)	Note: 6" drawers behind doors are not available within the wardrobe portion of towers. Drawers behind doors are painted black. Note: Drawers behind doors list prices are as follows: 1= \$255	Dimensions under, w , d and h are actual to the nearest 1/16" 50", 57" and 64" Tower Internal Dimensions
DT3 Series 2 Steel Front, Series 2 Pull		Application Notes	<ul style="list-style-type: none"> Box and M drawer height: 4 5/16" Box and M drawer width: 12 1/16" Box and M drawer depth: 18 3/8" File drawer height: 9 1/4" File drawer width: 12 1/16" File drawer depth: 18 3/8" Wide drawer height: 9 9/16" Wide drawer width: 20 3/4" Wide drawer depth: 22 7/8"
WS Wardrobe and Single Door		Hanging rails and other accessories are not included and must be ordered separately. Hanging rails are included with 24" and 30" wide lateral drawers only. (See <i>Tower Accessories for pricing and order entry information</i>)	Note: All towers are configured from the top down with standard combinations of box and file drawers.
LH Left Hand Access		Half depth adjustable shelves and coat hooks may be ordered separately allowing the cupboard and wardrobe area of the 15", 24" and 30" wide towers to support binders as well as shorter coats. (See <i>Tower Accessories for pricing and order entry information</i>)	
57 57" High			
30 30" Wide			
B Box Drawer	"M" drawers consisting of a box drawer body with a file drawer head are available by substituting any two "B" or any one "F" character within the pattern number, example (DT3WSLH5030MFN). Multiple "M" drawers may be specified providing they equal the total modules available. A 6" drawer, behind a cupboard door is available by adding the numeral 1 to the end of the pattern number, example (DT3WSLH6430BBFL1)		
B Box Drawer			
F File Drawer			
L Locking			
117 Soft Grey paint finish	<ul style="list-style-type: none"> 15"w Side Access and Display towers include (1) lock. Single door towers, double door towers, 24"w and 30"w Side Access and Display towers include (2) locks. (Except full-height doors which include (1) lock) Front Access (only) towers with wardrobe include (3) locks. (Except full-height doors with wardrobe which include (2) locks) 		

Storage Towers Steel Front - Series 2 Pull

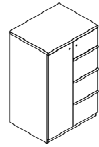
30" Wide Storage Towers

Series 2 Storage

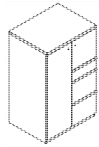
description	type	w	d	h	lock	pattern no.	P1	P2	P3
50" High tower with two file drawers and door and wardrobe (left hand shown)	left hand	29 ⁷ / ₈ "	23 ¹ / ₂ "	48 ⁵ / ₁₆ "	Y	DT3WSLH5030FFFL	\$2,051.	\$2,359.	\$2,463.
	right hand	29 ⁷ / ₈ "	23 ¹ / ₂ "	48 ⁵ / ₁₆ "	Y	DT3WSRH5030FFFL	2,051.	2,359.	2,463.



50" High tower with three file drawers and door and wardrobe (left hand shown)	left hand	29 ⁷ / ₈ "	23 ¹ / ₂ "	48 ⁵ / ₁₆ "	Y	DT3WSLH5030FFFL	2,259.	2,597.	2,710.
	right hand	29 ⁷ / ₈ "	23 ¹ / ₂ "	48 ⁵ / ₁₆ "	Y	DT3WSRH5030FFFL	2,259.	2,597.	2,710.



50" High tower with one box and two file drawers and door and wardrobe (left hand shown)	left hand	29 ⁷ / ₈ "	23 ¹ / ₂ "	48 ⁵ / ₁₆ "	Y	DT3WSLH5030BFFL	2,240.	2,576.	2,687.
	right hand	29 ⁷ / ₈ "	23 ¹ / ₂ "	48 ⁵ / ₁₆ "	Y	DT3WSRH5030BFFL	2,240.	2,576.	2,687.



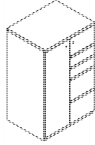
Order Code	Specification Information	Application Notes	Critical Dimensions
Example: DT3WSLH5730BBFL-117	<p>For non-locking towers, deduct as follows from the list price for each unit: Deduct \$30 for (1) lock unit, \$60 for (2) lock unit, and \$75 for a (3) lock unit. Substitute the "L" suffix with an "N" within the pattern number to designate a non-locking unit, example (DT3WSLH5030BBFN)</p> <p>"M" drawers consisting of a box drawer body with a file drawer head are available by substituting any two "B" or any one "F" character within the pattern number, example (DT3WSLH5030MFN). Multiple "M" drawers may be specified providing they equal the total modules available. A 6" drawer, behind a cupboard door is available by adding the numeral 1 to the end of the pattern number, example (DT3WSLH6430BBFL1)</p> <ul style="list-style-type: none"> 15" w Side Access and Display towers include (1) lock. Single door towers, double door towers, 24" w and 30" w Side Access and Display towers include (2) locks. (Except full-height doors which include (1) lock) Front Access (only) towers with wardrobe include (3) locks. (Except full-height doors with wardrobe which include (2) locks) 	<p>Note: 6" drawers behind doors are not available within the wardrobe portion of towers. Drawers behind doors are painted black.</p> <p>Note: Drawers behind doors list prices are as follows: 1= \$255</p>	<p>Dimensions under, w, d and h are actual to the nearest ¹/₁₆"</p> <p>50", 57" and 64" Tower Internal Dimensions</p> <ul style="list-style-type: none"> Box and M drawer height: 4⁵/₁₆" Box and M drawer width: 12¹/₁₆" Box and M drawer depth: 18³/₈" File drawer height: 9¹/₄" File drawer width: 12¹/₁₆" File drawer depth: 18³/₈" Wide drawer height: 9⁹/₁₆" Wide drawer width: 20³/₄" Wide drawer depth: 22⁷/₈" <p>Note: All towers are configured from the top down with standard combinations of box and file drawers.</p>
DT3 Series 2 Steel Front, Series 2 Pull			
WS Wardrobe and Single Door			
LH Left Hand Access			
57 57" High			
30 30" Wide			
B Box Drawer			
B Box Drawer			
F File Drawer			
L Locking			
117 Soft Grey paint finish	<p>Application Notes</p> <p>Hanging rails and other accessories are not included and must be ordered separately. Hanging rails are included with 24" and 30" wide lateral drawers only. (See <i>Tower Accessories for pricing and order entry information</i>)</p> <p>Half depth adjustable shelves and coat hooks may be ordered separately allowing the cupboard and wardrobe area of the 15", 24" and 30" wide towers to support binders as well as shorter coats. (See <i>Tower Accessories for pricing and order entry information</i>)</p>		

Storage Towers Steel Front - Series 2 Pull

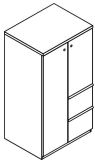
30" Wide Storage Towers

Series 2 Storage

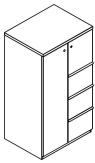
description	type	w	d	h	lock	pattern no.	P1	P2	P3
50" High tower with two box and two file drawers and door and wardrobe (left hand shown)	left hand	29 ⁷ / ₈ "	23 ¹ / ₂ "	48 ³ / ₁₆ "	Y	DT3WSLH5030BBFFL	\$2,459.	\$2,826.	\$2,950.
	right hand	29 ⁷ / ₈ "	23 ¹ / ₂ "	48 ³ / ₁₆ "	Y	DT3WSRH5030BBFFL	2,459.	2,826.	2,950.



57" High tower with two file drawers and door and wardrobe (left hand shown)	left hand	29 ⁷ / ₈ "	23 ¹ / ₂ "	56 ³ / ₁₆ "	Y	DT3WSLH5730FFL	2,160.	2,482.	2,590.
	right hand	29 ⁷ / ₈ "	23 ¹ / ₂ "	56 ³ / ₁₆ "	Y	DT3WSRH5730FFL	2,160.	2,482.	2,590.



57" High tower with three file drawers and door and wardrobe (left hand shown)	left hand	29 ⁷ / ₈ "	23 ¹ / ₂ "	56 ³ / ₁₆ "	Y	DT3WSLH5730FFFL	2,323.	2,670.	2,787.
	right hand	29 ⁷ / ₈ "	23 ¹ / ₂ "	56 ³ / ₁₆ "	Y	DT3WSRH5730FFFL	2,323.	2,670.	2,787.



Order Code	Specification Information	Application Notes	Critical Dimensions
Example: DT3WSLH5730BBFL-117	<p>For non-locking towers, deduct as follows from the list price for each unit: Deduct \$30 for (1) lock unit, \$60 for (2) lock unit, and \$75 for a (3) lock unit. Substitute the "L" suffix with an "N" within the pattern number to designate a non-locking unit, example (DT3WSLH5030BBFN)</p> <p>"M" drawers consisting of a box drawer body with a file drawer head are available by substituting any two "B" or any one "F" character within the pattern number, example (DT3WSLH5030MFN). Multiple "M" drawers may be specified providing they equal the total modules available. A 6" drawer, behind a cupboard door is available by adding the numeral 1 to the end of the pattern number, example (DT3WSLH6430BBFL1)</p> <ul style="list-style-type: none"> 15" w Side Access and Display towers include (1) lock. Single door towers, double door towers, 24" w and 30" w Side Access and Display towers include (2) locks. (Except full-height doors which include (1) lock) Front Access (only) towers with wardrobe include (3) locks. (Except full-height doors with wardrobe which include (2) locks) 	<p>Note: 6" drawers behind doors are not available within the wardrobe portion of towers. Drawers behind doors are painted black.</p> <p>Note: Drawers behind doors list prices are as follows: 1= \$255</p> <p>Application Notes</p> <p>Hanging rails and other accessories are not included and must be ordered separately. Hanging rails are included with 24" and 30" wide lateral drawers only. (See <i>Tower Accessories for pricing and order entry information</i>)</p> <p>Half depth adjustable shelves and coat hooks may be ordered separately allowing the cupboard and wardrobe area of the 15", 24" and 30" wide towers to support binders as well as shorter coats. (See <i>Tower Accessories for pricing and order entry information</i>)</p>	<p>Dimensions under, w, d and h are actual to the nearest ¹/₁₆"</p> <p>50", 57" and 64" Tower Internal Dimensions</p> <ul style="list-style-type: none"> Box and M drawer height: 4⁵/₁₆" Box and M drawer width: 12¹/₁₆" Box and M drawer depth: 18³/₈" File drawer height: 9¹/₄" File drawer width: 12¹/₁₆" File drawer depth: 18³/₈" Wide drawer height: 9⁹/₁₆" Wide drawer width: 20³/₄" Wide drawer depth: 22⁷/₈" <p>Note: All towers are configured from the top down with standard combinations of box and file drawers.</p>
DT3 Series 2 Steel Front, Series 2 Pull			
WS Wardrobe and Single Door			
LH Left Hand Access			
57 57" High			
30 30" Wide			
B Box Drawer			
B Box Drawer			
F File Drawer			
L Locking			
117 Soft Grey paint finish			

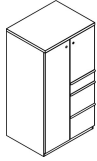
Storage Towers Steel Front - Series 2 Pull

30" Wide Storage Towers

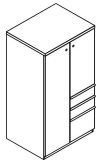
Series 2 Storage

Series 2 Steel Front Storage

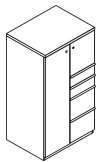
description	type	w	d	h	lock	pattern no.	P1	P2	P3
57" High tower with one box and two file drawers and door and wardrobe (left hand shown)	left hand	29 ⁷ / ₈ "	23 ¹ / ₂ "	56 ³ / ₁₆ "	Y	DT3WSLH5730BBFFL	\$2,331.	\$2,682.	\$2,796.
	right hand	29 ⁷ / ₈ "	23 ¹ / ₂ "	56 ³ / ₁₆ "	Y	DT3WSRH5730BBFFL	2,331.	2,682.	2,796.



57" High tower with two box and one file drawer and door and wardrobe (left hand shown)	left hand	29 ⁷ / ₈ "	23 ¹ / ₂ "	56 ³ / ₁₆ "	Y	DT3WSLH5730BBBFL	2,324.	2,670.	2,787.
	right hand	29 ⁷ / ₈ "	23 ¹ / ₂ "	56 ³ / ₁₆ "	Y	DT3WSRH5730BBBFL	2,324.	2,670.	2,787.



57" High tower with two box and two file drawers and door and wardrobe (left hand shown)	left hand	29 ⁷ / ₈ "	23 ¹ / ₂ "	56 ³ / ₁₆ "	Y	DT3WSLH5730BBFFL	2,521.	2,902.	3,025.
	right hand	29 ⁷ / ₈ "	23 ¹ / ₂ "	56 ³ / ₁₆ "	Y	DT3WSRH5730BBFFL	2,521.	2,902.	3,025.



Order Code	Specification Information	Application Notes	Critical Dimensions
Example: DT3WSLH5730BBFL-117	<p>For non-locking towers, deduct as follows from the list price for each unit: Deduct \$30 for (1) lock unit, \$60 for (2) lock unit, and \$75 for a (3) lock unit. Substitute the "L" suffix with an "N" within the pattern number to designate a non-locking unit, example (DT3WSLH5030BBFN)</p> <p>"M" drawers consisting of a box drawer body with a file drawer head are available by substituting any two "B" or any one "F" character within the pattern number, example (DT3WSLH5030MFN). Multiple "M" drawers may be specified providing they equal the total modules available. A 6" drawer, behind a cupboard door is available by adding the numeral 1 to the end of the pattern number, example (DT3WSLH6430BBFL1)</p> <ul style="list-style-type: none"> 15" w Side Access and Display towers include (1) lock. Single door towers, double door towers, 24" w and 30" w Side Access and Display towers include (2) locks. (Except full-height doors which include (1) lock) Front Access (only) towers with wardrobe include (3) locks. (Except full-height doors with wardrobe which include (2) locks) 	<p>Note: 6" drawers behind doors are not available within the wardrobe portion of towers. Drawers behind doors are painted black.</p> <p>Note: Drawers behind doors list prices are as follows: 1= \$255</p> <p>Application Notes</p> <p>Hanging rails and other accessories are not included and must be ordered separately. Hanging rails are included with 24" and 30" wide lateral drawers only. (See <i>Tower Accessories for pricing and order entry information</i>)</p> <p>Half depth adjustable shelves and coat hooks may be ordered separately allowing the cupboard and wardrobe area of the 15", 24" and 30" wide towers to support binders as well as shorter coats. (See <i>Tower Accessories for pricing and order entry information</i>)</p>	<p>Dimensions under, w, d and h are actual to the nearest ¹/₁₆"</p> <p>50", 57" and 64" Tower Internal Dimensions</p> <ul style="list-style-type: none"> Box and M drawer height: 4⁵/₁₆" Box and M drawer width: 12¹/₁₆" Box and M drawer depth: 18³/₈" File drawer height: 9¹/₄" File drawer width: 12¹/₁₆" File drawer depth: 18³/₈" Wide drawer height: 9⁷/₁₆" Wide drawer width: 20³/₄" Wide drawer depth: 22⁷/₈" <p>Note: All towers are configured from the top down with standard combinations of box and file drawers.</p>
DT3 Series 2 Steel Front, Series 2 Pull			
WS Wardrobe and Single Door			
LH Left Hand Access			
57 57" High			
30 30" Wide			
B Box Drawer			
B Box Drawer			
F File Drawer			
L Locking			
117 Soft Grey paint finish			

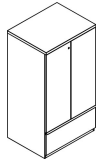
Storage Towers Steel Front - Series 2 Pull

30" Wide Storage Towers

Series 2 Storage

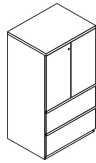
description	type	w	d	h	lock	pattern no.	P1	P2	P3
-------------	------	---	---	---	------	-------------	----	----	----

57" High Double Door tower with one wide drawer



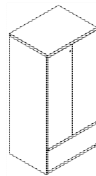
24" and 30" wide double door cabinets may be ordered with a grommet option located in the back of the case by adding a "G" between the 4th and 5th character of the pattern number, example (DT3DG57304WL). Add \$100 list for this option. **Note**, by adding a "G" option, the cabinet will also receive AV hinged doors.

57" High Double Door tower with two wide drawers



24" and 30" wide double door cabinets may be ordered with a grommet option located in the back of the case by adding a "G" between the 4th and 5th character of the pattern number, example (DT3DG5730WWL). Add \$100 list for this option. **Note**, by adding a "G" option, the cabinet will also receive AV hinged doors.

64" High Double Door tower with one wide drawer



24" and 30" wide double door cabinets may be ordered with a grommet option located in the back of the case by adding a "G" between the 4th and 5th character of the pattern number, example (DT3DG6424WL). Add \$100 list for this option. **Note**, by adding a "G" option, the cabinet will also receive AV hinged doors.

Order Code

Example:	DT3WSLH5730BBFL-117
DT3	Series 2 Steel Front, Series 2 Pull
WS	Wardrobe and Single Door
LH	Left Hand Access
57	57" High
30	30" Wide
B	Box Drawer
B	Box Drawer
F	File Drawer
L	Locking
117	Soft Grey paint finish

Specification Information

For non-locking towers, deduct as follows from the list price for each unit: Deduct \$30 for (1) lock unit, \$60 for (2) lock unit, and \$75 for a (3) lock unit. Substitute the "L" suffix with an "N" within the pattern number to designate a non-locking unit, example (DT3WSLH5030BBFN)

"M" drawers consisting of a box drawer body with a file drawer head are available by substituting any two "B" or any one "F" character within the pattern number, example (DT3WSLH5030MFN). Multiple "M" drawers may be specified providing they equal the total modules available. A 6" drawer, behind a cupboard door is available by adding the numeral 1 to the end of the pattern number, example (DT3WSLH6430BBFL1)

- 15" w Side Access and Display towers include (1) lock.
- Single door towers, double door towers, 24" w and 30" w Side Access and Display towers include (2) locks. (Except full-height doors which include (1) lock)
- Front Access (only) towers with wardrobe include (3) locks. (Except full-height doors with wardrobe which include (2) locks)

Application Notes

Note: 6" drawers behind doors are not available within the wardrobe portion of towers. Drawers behind doors are painted black.

Note: Drawers behind doors list prices are as follows: 1= \$255

Application Notes

Hanging rails and other accessories are not included and must be ordered separately. Hanging rails are included with 24" and 30" wide lateral drawers only. (See *Tower Accessories for pricing and order entry information*)

Half depth adjustable shelves and coat hooks may be ordered separately allowing the cupboard and wardrobe area of the 15", 24" and 30" wide towers to support binders as well as shorter coats. (See *Tower Accessories for pricing and order entry information*)

Critical Dimensions

Dimensions under, **w**, **d** and **h** are actual to the nearest 1/16"

50", 57" and 64" Tower Internal Dimensions

- Box and M drawer height: 4 5/16"
- Box and M drawer width: 12 1/16"
- Box and M drawer depth: 18 3/8"
- File drawer height: 9 1/4"
- File drawer width: 12 1/16"
- File drawer depth: 18 3/8"
- Wide drawer height: 9 7/16"
- Wide drawer width: 20 3/4"
- Wide drawer depth: 22 7/8"

Note: All towers are configured from the top down with standard combinations of box and file drawers.

Storage Towers Steel Front - Series 2 Pull

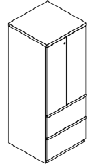
30" Wide Storage Towers

Series 2 Storage

Series 2 Steel Front Storage

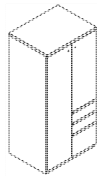
description	type	w	d	h	lock	pattern no.	P1	P2	P3
-------------	------	---	---	---	------	-------------	----	----	----

64" High Double Door tower with two wide drawers



24" and 30" wide double door cabinets may be ordered with a grommet option located in the back of the case by adding a "G" between the 4th and 5th character of the pattern number, example (DT3DG6424WL). Add \$100 list for this option. **Note**, by adding a "G" option, the cabinet will also receive AV hinged doors.

64" High tower with two box and one file drawer and door and wardrobe (left hand shown)	left hand	29 ⁷ / ₈ "	23 ¹ / ₂ "	63 ⁵ / ₁₆ "	Y	DT3WSLH6430BBFL	2,364.	2,720.	2,839.
---	-----------	----------------------------------	----------------------------------	-----------------------------------	---	-----------------	--------	--------	--------



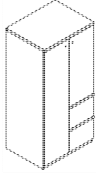
Order Code	Specification Information	Application Notes	Critical Dimensions
Example: DT3WSLH5730BBFL-117	For non-locking towers, deduct as follows from the list price for each unit: Deduct \$30 for (1) lock unit, \$60 for (2) lock unit, and \$75 for a (3) lock unit. Substitute the "L" suffix with an "N" within the pattern number to designate a non-locking unit, example (DT3WSLH5030BBFN)	Note: 6" drawers behind doors are not available within the wardrobe portion of towers. Drawers behind doors are painted black.	Dimensions under, w , d and h are actual to the nearest ¹ / ₁₆ "
DT3 Series 2 Steel Front, Series 2 Pull		Note: Drawers behind doors list prices are as follows: 1= \$255	50", 57" and 64" Tower Internal Dimensions
WS Wardrobe and Single Door		Application Notes	<ul style="list-style-type: none"> Box and M drawer height: 4⁵/₁₆" Box and M drawer width: 12¹/₁₆" Box and M drawer depth: 18³/₈" File drawer height: 9¹/₄" File drawer width: 12¹/₁₆" File drawer depth: 18³/₈" Wide drawer height: 9⁷/₁₆" Wide drawer width: 20³/₄" Wide drawer depth: 22⁷/₈"
LH Left Hand Access		Hanging rails and other accessories are not included and must be ordered separately. Hanging rails are included with 24" and 30" wide lateral drawers only. (See Tower Accessories for pricing and order entry information)	Note: All towers are configured from the top down with standard combinations of box and file drawers.
57 57" High		Half depth adjustable shelves and coat hooks may be ordered separately allowing the cupboard and wardrobe area of the 15", 24" and 30" wide towers to support binders as well as shorter coats. (See Tower Accessories for pricing and order entry information)	
30 30" Wide			
B Box Drawer	"M" drawers consisting of a box drawer body with a file drawer head are available by substituting any two "B" or any one "F" character within the pattern number, example (DT3WSLH5030MFN). Multiple "M" drawers may be specified providing they equal the total modules available. A 6" drawer, behind a cupboard door is available by adding the numeral 1 to the end of the pattern number, example (DT3WSLH6430BBFL1)		
B Box Drawer			
F File Drawer			
L Locking			
117 Soft Grey paint finish	<ul style="list-style-type: none"> 15" w Side Access and Display towers include (1) lock. Single door towers, double door towers, 24" w and 30" w Side Access and Display towers include (2) locks. (Except full-height doors which include (1) lock) Front Access (only) towers with wardrobe include (3) locks. (Except full-height doors with wardrobe which include (2) locks) 		

Storage Towers Steel Front - Series 2 Pull

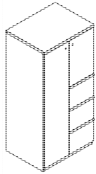
30" Wide Storage Towers

Series 2 Storage

description	type	w	d	h	lock	pattern no.	P1	P2	P3
64" High tower with two file drawers and door and wardrobe (left hand shown)	left hand	29 ⁷ / ₈ "	23 ¹ / ₂ "	63 ³ / ₁₆ "	Y	DT3WSLH6430FFL	\$2,207.	\$2,538.	\$2,648.
	right hand	29 ⁷ / ₈ "	23 ¹ / ₂ "	63 ³ / ₁₆ "	Y	DT3WSRH6430FFL	2,207.	2,538.	2,648.



64" High tower with three file drawers and door and wardrobe (left hand shown)	left hand	29 ⁷ / ₈ "	23 ¹ / ₂ "	63 ³ / ₁₆ "	Y	DT3WSLH6430FFFL	2,385.	2,745.	2,863.
	right hand	29 ⁷ / ₈ "	23 ¹ / ₂ "	63 ³ / ₁₆ "	Y	DT3WSRH6430FFFL	2,385.	2,745.	2,863.



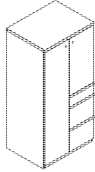
Order Code	Specification Information	Application Notes	Critical Dimensions
Example: DT3WSLH5730BBFL-117	<p>For non-locking towers, deduct as follows from the list price for each unit: Deduct \$30 for (1) lock unit, \$60 for (2) lock unit, and \$75 for a (3) lock unit. Substitute the "L" suffix with an "N" within the pattern number to designate a non-locking unit, example (DT3WSLH5030BBFN)</p> <p>"M" drawers consisting of a box drawer body with a file drawer head are available by substituting any two "B" or any one "F" character within the pattern number, example (DT3WSLH5030MFN). Multiple "M" drawers may be specified providing they equal the total modules available. A 6" drawer, behind a cupboard door is available by adding the numeral 1 to the end of the pattern number, example (DT3WSLH6430BBFL1)</p> <ul style="list-style-type: none"> 15" w Side Access and Display towers include (1) lock. Single door towers, double door towers, 24" w and 30" w Side Access and Display towers include (2) locks. (Except full-height doors which include (1) lock) Front Access (only) towers with wardrobe include (3) locks. (Except full-height doors with wardrobe which include (2) locks) 	<p>Note: 6" drawers behind doors are not available within the wardrobe portion of towers. Drawers behind doors are painted black.</p> <p>Note: Drawers behind doors list prices are as follows: 1= \$255</p>	<p>Dimensions under, w, d and h are actual to the nearest ¹/₁₆"</p> <p>50", 57" and 64" Tower Internal Dimensions</p> <ul style="list-style-type: none"> Box and M drawer height: 4⁵/₁₆" Box and M drawer width: 12¹/₁₆" Box and M drawer depth: 18³/₈" File drawer height: 9¹/₄" File drawer width: 12¹/₁₆" File drawer depth: 18³/₈" Wide drawer height: 9⁹/₁₆" Wide drawer width: 20³/₄" Wide drawer depth: 22⁷/₈" <p>Note: All towers are configured from the top down with standard combinations of box and file drawers.</p>
DT3 Series 2 Steel Front, Series 2 Pull			
WS Wardrobe and Single Door			
LH Left Hand Access			
57 57" High			
30 30" Wide			
B Box Drawer			
B Box Drawer			
F File Drawer			
L Locking			
117 Soft Grey paint finish			
		<p>Application Notes</p> <p>Hanging rails and other accessories are not included and must be ordered separately. Hanging rails are included with 24" and 30" wide lateral drawers only. (See <i>Tower Accessories for pricing and order entry information</i>)</p> <p>Half depth adjustable shelves and coat hooks may be ordered separately allowing the cupboard and wardrobe area of the 15", 24" and 30" wide towers to support binders as well as shorter coats. (See <i>Tower Accessories for pricing and order entry information</i>)</p>	

Storage Towers Steel Front - Series 2 Pull

30" Wide Storage Towers

Series 2 Storage

description	type	w	d	h	lock	pattern no.	P1	P2	P3
64" High tower with one box and two file drawers and door and wardrobe (left hand shown)	left hand	29 ⁷ / ₈ "	23 ¹ / ₂ "	63 ⁵ / ₁₆ "	Y	DT3WSLH6430BBFFL	\$2,396.	\$2,755.	\$2,876.
	right hand	29 ⁷ / ₈ "	23 ¹ / ₂ "	63 ⁵ / ₁₆ "	Y	DT3WSRH6430BBFFL	2,396.	2,755.	2,876.



64" High tower with two box and two file drawers and door and wardrobe (left hand shown)	left hand	29 ⁷ / ₈ "	23 ¹ / ₂ "	63 ⁵ / ₁₆ "	Y	DT3WSLH6430BBFFL	2,586.	2,974.	3,104.
	right hand	29 ⁷ / ₈ "	23 ¹ / ₂ "	63 ⁵ / ₁₆ "	Y	DT3WSRH6430BBFFL	2,586.	2,974.	3,104.



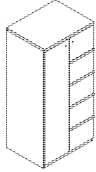
Order Code	Specification Information	Application Notes	Critical Dimensions
Example: DT3WSLH5730BBFL-117	<p>For non-locking towers, deduct as follows from the list price for each unit: Deduct \$30 for (1) lock unit, \$60 for (2) lock unit, and \$75 for a (3) lock unit. Substitute the "L" suffix with an "N" within the pattern number to designate a non-locking unit, example (DT3WSLH5030BBFN)</p> <p>"M" drawers consisting of a box drawer body with a file drawer head are available by substituting any two "B" or any one "F" character within the pattern number, example (DT3WSLH5030MFN). Multiple "M" drawers may be specified providing they equal the total modules available. A 6" drawer, behind a cupboard door is available by adding the numeral 1 to the end of the pattern number, example (DT3WSLH6430BBFL1)</p> <ul style="list-style-type: none"> 15" w Side Access and Display towers include (1) lock. Single door towers, double door towers, 24" w and 30" w Side Access and Display towers include (2) locks. (Except full-height doors which include (1) lock) Front Access (only) towers with wardrobe include (3) locks. (Except full-height doors with wardrobe which include (2) locks) 	<p>Note: 6" drawers behind doors are not available within the wardrobe portion of towers. Drawers behind doors are painted black.</p> <p>Note: Drawers behind doors list prices are as follows: 1= \$255</p>	<p>Dimensions under, w, d and h are actual to the nearest ¹/₁₆"</p> <p>50", 57" and 64" Tower Internal Dimensions</p> <ul style="list-style-type: none"> Box and M drawer height: 4⁵/₁₆" Box and M drawer width: 12¹/₁₆" Box and M drawer depth: 18³/₈" File drawer height: 9¹/₄" File drawer width: 12¹/₁₆" File drawer depth: 18³/₈" Wide drawer height: 9⁹/₁₆" Wide drawer width: 20³/₄" Wide drawer depth: 22⁷/₈" <p>Note: All towers are configured from the top down with standard combinations of box and file drawers.</p>
DT3 Series 2 Steel Front, Series 2 Pull			
WS Wardrobe and Single Door			
LH Left Hand Access			
57 57" High			
30 30" Wide			
B Box Drawer			
B Box Drawer			
F File Drawer			
L Locking			
117 Soft Grey paint finish			
		<p>Application Notes</p> <p>Hanging rails and other accessories are not included and must be ordered separately. Hanging rails are included with 24" and 30" wide lateral drawers only. (See <i>Tower Accessories for pricing and order entry information</i>)</p> <p>Half depth adjustable shelves and coat hooks may be ordered separately allowing the cupboard and wardrobe area of the 15", 24" and 30" wide towers to support binders as well as shorter coats. (See <i>Tower Accessories for pricing and order entry information</i>)</p>	

Storage Towers Steel Front - Series 2 Pull

30" Wide Storage Towers

Series 2 Storage

description	type	w	d	h	lock	pattern no.	P1	P2	P3
64" High tower with four file drawers and door and wardrobe (left hand shown)	left hand	29 ⁷ / ₈ "	23 1/2"	63 ⁵ / ₁₆ "	Y	DT3WSLH6430FFFL	\$2,619.	\$3,012.	\$3,143.
	right hand	29 ⁷ / ₈ "	23 1/2"	63 ⁵ / ₁₆ "	Y	DT3WSRH6430FFFL	2,619.	3,012.	3,143.



Order Code	Specification Information	Application Notes	Critical Dimensions
Example: DT3WSLH5730BBFL-117	<p>For non-locking towers, deduct as follows from the list price for each unit: Deduct \$30 for (1) lock unit, \$60 for (2) lock unit, and \$75 for a (3) lock unit. Substitute the "L" suffix with an "N" within the pattern number to designate a non-locking unit, example (DT3WSLH5030BBFN)</p> <p>"M" drawers consisting of a box drawer body with a file drawer head are available by substituting any two "B" or any one "F" character within the pattern number, example (DT3WSLH5030MFN). Multiple "M" drawers may be specified providing they equal the total modules available. A 6" drawer, behind a cupboard door is available by adding the numeral 1 to the end of the pattern number, example (DT3WSLH6430BBFL1)</p> <ul style="list-style-type: none"> 15" w Side Access and Display towers include (1) lock. Single door towers, double door towers, 24" w and 30" w Side Access and Display towers include (2) locks. (Except full-height doors which include (1) lock) Front Access (only) towers with wardrobe include (3) locks. (Except full-height doors with wardrobe which include (2) locks) 	<p>Note: 6" drawers behind doors are not available within the wardrobe portion of towers. Drawers behind doors are painted black.</p> <p>Note: Drawers behind doors list prices are as follows: 1= \$255</p>	<p>Dimensions under, w, d and h are actual to the nearest 1/16"</p> <p>50", 57" and 64" Tower Internal Dimensions</p> <ul style="list-style-type: none"> Box and M drawer height: 4⁵/₁₆" Box and M drawer width: 12¹/₁₆" Box and M drawer depth: 18³/₈" File drawer height: 9¹/₄" File drawer width: 12¹/₁₆" File drawer depth: 18³/₈" Wide drawer height: 9⁹/₁₆" Wide drawer width: 20³/₄" Wide drawer depth: 22⁷/₈" <p>Note: All towers are configured from the top down with standard combinations of box and file drawers.</p>
DT3 Series 2 Steel Front, Series 2 Pull			
WS Wardrobe and Single Door			
LH Left Hand Access			
57 57" High			
30 30" Wide			
B Box Drawer			
B Box Drawer			
F File Drawer			
L Locking			
117 Soft Grey paint finish			
		<p>Application Notes</p> <p>Hanging rails and other accessories are not included and must be ordered separately. Hanging rails are included with 24" and 30" wide lateral drawers only. (See <i>Tower Accessories for pricing and order entry information</i>)</p> <p>Half depth adjustable shelves and coat hooks may be ordered separately allowing the cupboard and wardrobe area of the 15", 24" and 30" wide towers to support binders as well as shorter coats. (See <i>Tower Accessories for pricing and order entry information</i>)</p>	

Pedestals Steel Front - Template Pull

Floorstanding Pedestals

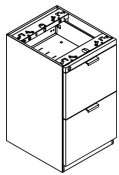
Series 2 Storage

Series 2 Steel Front Storage

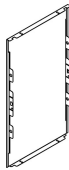
description	w	d	h	lock	pattern no.	P1	P2	P3
Floorstanding Pedestal with two box and one file drawer with lock	14 ⁷ / ₈ "	17 ¹ / ₄ "	26 ⁷ / ₈ "	Y	BS2PFL18AS	\$740.	\$852.	\$889.
	14 ⁷ / ₈ "	23 ¹ / ₄ "	26 ⁷ / ₈ "	Y	BS2PFL24AS	634.	731.	762.
	14 ⁷ / ₈ "	29 ¹ / ₄ "	26 ⁷ / ₈ "	Y	BS2PFL30AS	855.	983.	1,030.



Floorstanding Pedestal with two file drawers with lock	14 ⁷ / ₈ "	17 ¹ / ₄ "	26 ⁷ / ₈ "	Y	BS2PFL18BS	711.	819.	855.
	14 ⁷ / ₈ "	23 ¹ / ₄ "	26 ⁷ / ₈ "	Y	BS2PFL24BS	601.	693.	721.
	14 ⁷ / ₈ "	29 ¹ / ₄ "	26 ⁷ / ₈ "	Y	BS2PFL30BS	818.	940.	979.



Series 2 Floorstanding Pedestal Case Back	14 ⁷ / ₈ "	N/A	26 ⁷ / ₈ "	N/A	DS2XPB	92.	103.	106.
---	----------------------------------	-----	----------------------------------	-----	---------------	-----	------	------



Order Code

Example:	BS2PFL24AS-117
BS2	Series 2 Steel Front
PF	Pedestal Floorstanding
L	Locking
24	Depth
A	Box/Box/File
117	Soft Grey paint finish

Specification Information

Deduct \$15 from the list price for non-locking units. Substitute the "L" with a "N" within the pattern number to designate a non-locking unit, *example* (DS2PFN18A).

Note:
24" deep floorstanding pedestals do not include a back panel. Back panels must be ordered separately. 18" and 30" floorstanding pedestals have backs standard.

Add an "F" to the end of the pattern number to receive full extension slides on all box drawers. Upcharge is \$25 list per pedestal.

Application Notes

Hanging rails and other accessories are not included and must be ordered separately. (*See pedestal accessories page (291), for pricing and ordering information*)

Add a "Y" to the end of the pattern number to specify a front color that is different than the case color. P3 pricing automatically applies for all colors when utilizing this option.

Critical Dimensions

Dimensions under, **w**, **d** and **h** are actual to the nearest ¹/₁₆"

24" Deep Floorstanding Pedestal Internal Drawer Dimensions

- Box drawer height: 4⁵/₁₆"
- Box drawer width: 12¹/₁₆"
- Box drawer depth: 18³/₈"
- File drawer height: 9¹/₄"
- File drawer width: 12¹/₁₆"
- File drawer depth: 18³/₈"

Pedestals Steel Front - Template Pull

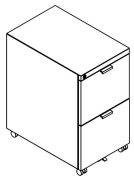
Mobile Pedestals

Series 2 Storage

description	w	d	h	pattern no.	P1	P2	P3
Mobile Pedestal with two box and one file drawer	14 ⁷ / ₈ "	16 ³ / ₄ "	26 ³ / ₈ "	BS2PML18AS	\$1,223.	\$1,405.	\$1,466.
	14 ⁷ / ₈ "	22 ³ / ₄ "	26 ³ / ₈ "	BS2PML24AS	868.	1,001.	1,045.



Mobile Pedestal with two file drawers	14 ⁷ / ₈ "	16 ³ / ₄ "	26 ³ / ₈ "	BS2PML18BS	1,185.	1,364.	1,424.
	14 ⁷ / ₈ "	22 ³ / ₄ "	26 ³ / ₈ "	BS2PML24BS	868.	1,001.	1,045.



Mobile Pedestal with one box and one file drawer	14 ⁷ / ₈ "	16 ³ / ₄ "	20 ³ / ₈ "	BS2PML18FS	1,087.	1,251.	1,304.
	14 ⁷ / ₈ "	22 ³ / ₄ "	20 ³ / ₈ "	BS2PML24FS	779.	896.	932.



Order Code	Specification Information	Application Notes	Critical Dimensions
Example: DS2PML24A-117			
DS2 Series 2 Steel Front	Add \$53 list for Mobile Handle.	Hanging rails and other accessories are not included and must be ordered separately. (See pedestal accessories page (291), for pricing and ordering information)	Dimensions under, w , d and h are actual to the nearest 1/16"
PM Pedestal Mobile	Add a " P " between the " L " lock code and the case size to designate the handle option, <i>example</i> (DS2PMLP24A)		
L Locking	Deduct \$35 list for units without a top. Add an " O " in place of the " M " in the pattern number to designate the no-top option, <i>example</i> (DS2POL18A)	Add a " Y " to the end of the pattern number to specify a front color that is different than the case color. P3 pricing automatically applies for all colors when utilizing this option.	24" Deep Floorstanding Pedestal Internal Drawer Dimensions <ul style="list-style-type: none"> • Box drawer height: 4⁵/₁₆" • Box drawer width: 12¹/₁₆" • Box drawer depth: 18³/₈" • File drawer height: 9¹/₄" • File drawer width: 12¹/₁₆" • File drawer depth: 18³/₈"
24 Depth			
A Box/Box/File			
117 Soft Grey paint finish	Add an " F " to the end of the pattern number to receive full extension slides on all box drawers. Upcharge is \$25 list per pedestal.		

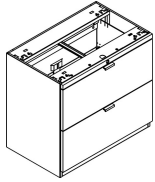
Pedestals Steel Front - Template Pull

Double Wide Pedestals

Series 2 Storage

Series 2 Steel Front Storage

description	w	d	h	pattern no.	P1	P2	P3
Doublewide Pedestal with two file drawers	30"	18 ³ / ₄ "	26 ⁷ / ₈ "	BS2DW30LS	\$1,124.	\$1,292.	\$1,348.
	36"	18 ³ / ₄ "	26 ⁷ / ₈ "	BS2DW36LS	1,187.	1,366.	1,425.



Order Code

Example:	DS2DW30L-117
DS2	Series 2 Steel Front
DW	Doublewide Pedestal
30	30" wide
L	Locking
117	Soft Grey paint finish

Specification Information

Deduct \$20 from the list price for non-locking units. Substitute the "L" suffix with an "N" within the pattern number to designate a non-locking unit, *example* (DS2DW36L).

Application Notes

Doublewide pedestals are not intended for freestanding use and must be secured beneath a panel supported worksurface. (*See Calibre lateral files price list for two drawer files that can be used for freestanding applications*)

Add a "Y" to the end of the pattern number to specify a front color that is different than the case color. P3 pricing automatically applies for all colors when utilizing this option.

Critical Dimensions

Dimensions under, **w**, **d** and **h** are actual to the nearest ¹/₁₆".

Doublewide Pedestal Internal Drawer Dimensions

- Lateral drawer height: 9³/₄"
- Lateral drawer width: 26³/₄" and 32³/₂₄"
- Lateral drawer depth: 15³/₄"

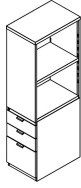
Storage Towers Steel Front - Template Pull

Series 2 Storage

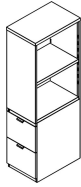
15" Wide Storage Towers

42" High

description	type	w	d	h	lock	pattern no.	P1	P2	P3
42" High Side Access Bookcase tower with two box and one file drawer (right hand shown)	left hand	14 7/8"	23 1/2"	41 5/16"	Y	BT3SBLH4215BBFLS	\$1,760.	\$2,024.	\$2,112.
	right hand	14 7/8"	23 1/2"	41 5/16"	Y	BT3SBRH4215BBFLS	1,760.	2,024.	2,112.



42" High Side Access Bookcase tower with two file drawers (right hand shown)	left hand	14 7/8"	23 1/2"	41 5/16"	Y	BT3SBLH4215FFLS	1,679.	1,932.	2,016.
	right hand	14 7/8"	23 1/2"	41 5/16"	Y	BT3SBRH4215FFLS	1,679.	1,932.	2,016.



Order Code

Example:	BT3SBLH4215BBFLS-117
BT3	Series 2 Steel Front
SB	Side Access Bookcase
LH	Left Hand Access
42	42" High
15	15" Wide
B	Box Drawer
B	Box Drawer
F	File Drawer
L	Locking
117	Soft Grey paint finish

Specification Information

For non-locking towers, deduct as follows from the list price for each unit: Deduct \$30 for (1) lock unit, \$60 for (2) lock unit, and \$75 for a (3) lock unit. Substitute the "L" suffix with an "N" within the pattern number to designate a non-locking unit, example (DT3SLH5015BBFN)

"M" drawers consisting of a box drawer body with a file drawer head are available by substituting any two "B" or any one "F" character within the pattern number, example (DT3SLH5015MFN). Multiple "M" drawers may be specified providing they equal the total modules available.

A 6" drawer, behind a cupboard door is available by adding the numeral 1 to the end of the pattern number, example (DT3SLH6415BBFL1)

Note: 6" drawers behind doors are not available within the wardrobe portion of towers. Drawers behind doors are painted.

Note: Drawer behind door list pricing is as follows: 1= \$255

Application Notes

Hanging rails and other accessories are not included and must be ordered separately. Hanging rails are included with 24" and 30" wide lateral drawers only. (See *Tower Accessories for pricing and order entry information*)

Half depth adjustable shelves and coat hooks may be ordered separately allowing the cupboard area of the 15", 24" and 30" wide towers to support binders as well as shorter coats. (See *Tower Accessories for pricing and order entry information*)*Note: Series 2 Steel front doors are standard without a handle. Handles may be ordered for cupboard doors as a special.*

- 15" Side Access and Display towers include (1) lock.
- Single door towers, double door towers, 24" w and 30" w Side Access and Display towers include (2) locks. (Except full-height doors which include (1) lock)
- Front Access (only) towers with wardrobe include (3) locks. (Except full-height doors with wardrobe which include (2) locks)

Critical Dimensions

Dimensions under, **w**, **d** and **h** are actual to the nearest 1/16"

42", 50", 57" and 64" Tower Internal Dimensions

- Box and M drawer height: 4 5/16"
- Box and M drawer width: 12 1/16"
- Box and M drawer depth: 18 3/8"
- File drawer height: 9 1/4"
- File drawer width: 12 1/16"
- File drawer depth: 18 3/8"

Note: All towers are configured from the top down with standard combinations of box and file drawers.

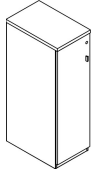
Note: Template pull wardrobes and cabinet doors utilize a pull and self closing hinge in place of touch latch.

Storage Towers Steel Front - Template Pull

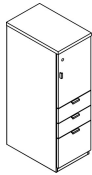
15" Wide Storage Towers

50" High

description	type	w	d	h	lock	pattern no.	P1	P2	P3
50" High Single Door tower with no drawers (right hand shown)	left hand	14 ⁷ / ₈ "	23 ¹ / ₂ "	48 ³ / ₁₆ "	Y	BT3SLH5015LS	\$1,937.	\$2,132.	\$2,324.
	right hand	14 ⁷ / ₈ "	23 ¹ / ₂ "	48 ³ / ₁₆ "	Y	BT3SRH5015LS	1,937.	2,132.	2,324.



50" High Single Door tower with two box and one file drawer (right hand shown)	left hand	14 ⁷ / ₈ "	23 ¹ / ₂ "	48 ³ / ₁₆ "	Y	BT3SLH5015BBFLS	2,064.	2,373.	2,475.
	right hand	14 ⁷ / ₈ "	23 ¹ / ₂ "	48 ³ / ₁₆ "	Y	BT3SRH5015BBFLS	2,064.	2,373.	2,475.



Order Code

Example:	BT3SBLH5015BBFLS-117
BT3	Series 2 Steel Front
SB	Side Access Bookcase
LH	Left Hand Access
50	50" High
15	15" Wide
B	Box Drawer
B	Box Drawer
F	File Drawer
L	Locking
117	Soft Grey paint finish

Specification Information

For non-locking towers, deduct as follows from the list price for each unit: Deduct \$30 for (1) lock unit, \$60 for (2) lock unit, and \$75 for a (3) lock unit. Substitute the "L" suffix with an "N" within the pattern number to designate a non-locking unit, example (DT3SLH5015BBFN)

Application Notes

"M" drawers consisting of a box drawer body with a file drawer head are available by substituting any two "B" or any one "F" character within the pattern number, example (DT3SLH5015MFN). Multiple "M" drawers may be specified providing they equal the total modules available.

A 6" drawer, behind a cupboard door is available by adding the numeral 1 to the end of the pattern number, example (DT3SLH6415BBFL1)

Note: 6" drawers behind doors are not available within the wardrobe portion of towers. Drawers behind doors are painted black.

Note: Drawer behind door list pricing is as follows: 1 = \$255

Hanging rails and other accessories are not included and must be ordered separately. Hanging rails are included with 24" and 30" wide lateral drawers only. (See *Tower Accessories for pricing and order entry information*)

Half depth adjustable shelves and coat hooks may be ordered separately allowing the cupboard area of the 15", 24" and 30" wide towers to support binders as well as shorter coats. (See *Tower Accessories for pricing and order entry information*)**Note: Series 2 Steel front doors are standard without a handle. Handles may be ordered for cupboard doors as a special.**

- 15" w Side Access and Display towers include (1) lock.
- Single door towers, double door towers, 24" w and 30" w Side Access and Display towers include (2) locks. (Except full-height doors which include (1) lock)
- Front Access (only) towers with wardrobe include (3) locks. (Except full-height doors with wardrobe which include (2) locks)

Single door tower (50" h and 57" h) with no drawers include one fixed shelf and one adjustable shelf. 64" h includes one fixed shelf and two adjustable shelves. Fixed shelf is positioned just below worksurface height.

Critical Dimensions

Dimensions under, **w**, **d** and **h** are actual to the nearest 1/16"

42", 50", 57" and 64" Tower Internal Dimensions

- Box and M drawer height: 4⁵/₁₆"
- Box and M drawer width: 12¹/₁₆"
- Box and M drawer depth: 18³/₈"
- File drawer height: 9¹/₄"
- File drawer width: 12¹/₁₆"
- File drawer depth: 18³/₈"

Note: All towers are configured from the top down with standard combinations of box and file drawers.

Note: Template pull wardrobes and cabinet doors utilize a pull and self closing hinge in place of touch latch.

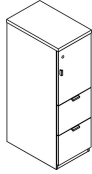
Storage Towers Steel Front - Template Pull

15" Wide Storage Towers

50" High

Series 2 Storage

description	type	w	d	h	lock	pattern no.	P1	P2	P3
50" High Single Door tower with two file drawers (right hand shown)	left hand	14 ⁷ / ₈ "	23 1/2"	48 ⁵ / ₁₆ "	Y	BT3SLH5015FFLS	\$1,861.	\$2,140.	\$2,232.
	right hand	14 ⁷ / ₈ "	23 1/2"	48 ⁵ / ₁₆ "	Y	BT3SRH5015FFLS	1,861.	2,140.	2,232.



50" High Single Door tower with two box and two file drawers (right hand shown)	left hand	14 ⁷ / ₈ "	23 1/2"	48 ⁵ / ₁₆ "	Y	BT3SLH5015BBFFLS	2,256.	2,596.	2,711.
	right hand	14 ⁷ / ₈ "	23 1/2"	48 ⁵ / ₁₆ "	Y	BT3SRH5015BBFFLS	2,256.	2,596.	2,711.



Order Code

Example:	BT3SBLH5015BBFLS-117
BT3	Series 2 Steel Front
SB	Side Access Bookcase
LH	Left Hand Access
50	50" High
15	15" Wide
B	Box Drawer
B	Box Drawer
F	File Drawer
L	Locking
117	Soft Grey paint finish

Specification Information

For non-locking towers, deduct as follows from the list price for each unit: Deduct \$30 for (1) lock unit, \$60 for (2) lock unit, and \$75 for a (3) lock unit. Substitute the "L" suffix with an "N" within the pattern number to designate a non-locking unit, example (DT3SLH5015BBFN)

"M" drawers consisting of a box drawer body with a file drawer head are available by substituting any two "B" or any one "F" character within the pattern number, example (DT3SLH5015MFN). Multiple "M" drawers may be specified providing they equal the total modules available.

A 6" drawer, behind a cupboard door is available by adding the numeral 1 to the end of the pattern number, example (DT3SLH6415BBFL1)

Note: 6" drawers behind doors are not available within the wardrobe portion of towers. Drawers behind doors are painted black.

Note: Drawer behind door list pricing is as follows: 1 = \$255

Application Notes

Hanging rails and other accessories are not included and must be ordered separately. Hanging rails are included with 24" and 30" wide lateral drawers only. (See *Tower Accessories for pricing and order entry information*)

Half depth adjustable shelves and coat hooks may be ordered separately allowing the cupboard area of the 15", 24" and 30" wide towers to support binders as well as shorter coats. (See *Tower Accessories for pricing and order entry information*)*Note: Series 2 Steel front doors are standard without a handle. Handles may be ordered for cupboard doors as a special.*

- 15" w Side Access and Display towers include (1) lock.
- Single door towers, double door towers, 24" w and 30" w Side Access and Display towers include (2) locks. (Except full-height doors which include (1) lock)
- Front Access (only) towers with wardrobe include (3) locks. (Except full-height doors with wardrobe which include (2) locks)

Single door tower (50" h and 57" h) with no drawers include one fixed shelf and one adjustable shelf. 64" h includes one fixed shelf and two adjustable shelves. Fixed shelf is positioned just below worksurface height.

Critical Dimensions

Dimensions under, **w**, **d** and **h** are actual to the nearest 1/16"

42", 50", 57" and 64" Tower Internal Dimensions

- Box and M drawer height: 4⁵/₁₆"
- Box and M drawer width: 12¹/₁₆"
- Box and M drawer depth: 18³/₈"
- File drawer height: 9¹/₄"
- File drawer width: 12¹/₁₆"
- File drawer depth: 18³/₈"

Note: All towers are configured from the top down with standard combinations of box and file drawers.

Note: Template pull wardrobes and cabinet doors utilize a pull and self closing hinge in place of touch latch.

Storage Towers Steel Front - Template Pull

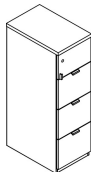
Series 2 Storage

15" Wide Storage Towers

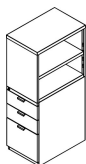
50" High

Series 2 Steel Front Storage

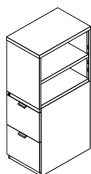
description	type	w	d	h	lock	pattern no.	P1	P2	P3
50" High Single Door tower with three file drawers (right hand shown)	left hand	14 ⁷ / ₈ "	23 ¹ / ₂ "	48 ⁵ / ₁₆ "	Y	BT3SLH5015FFFLS	\$2,088.	\$2,400.	\$2,505.
	right hand	14 ⁷ / ₈ "	23 ¹ / ₂ "	48 ⁵ / ₁₆ "	Y	BT3SRH5015FFFLS	2,088.	2,400.	2,505.



50" High Side Access Bookcase tower with two box and one file drawer (right hand shown)	left hand	14 ⁷ / ₈ "	23 ¹ / ₂ "	48 ⁵ / ₁₆ "	Y	BT3SBLH5015BBFLS	1,856.	2,133.	2,228.
	right hand	14 ⁷ / ₈ "	23 ¹ / ₂ "	48 ⁵ / ₁₆ "	Y	BT3SBRH5015BBFLS	1,856.	2,133.	2,228.



50" High Side Access Bookcase tower with two file drawers (right hand shown)	left hand	14 ⁷ / ₈ "	23 ¹ / ₂ "	48 ⁵ / ₁₆ "	Y	BT3SBLH5015FFLS	1,760.	2,024.	2,112.
	right hand	14 ⁷ / ₈ "	23 ¹ / ₂ "	48 ⁵ / ₁₆ "	Y	BT3SBRH5015FFLS	1,760.	2,024.	2,112.



Order Code

Example: **BT3SBLH5015BBFLS-117**

BT3	Series 2 Steel Front
SB	Side Access Bookcase
LH	Left Hand Access
50	50" High
15	15" Wide
B	Box Drawer
B	Box Drawer
F	File Drawer
L	Locking
117	Soft Grey paint finish

Specification Information

For non-locking towers, deduct as follows from the list price for each unit: Deduct \$30 for (1) lock unit, \$60 for (2) lock unit, and \$75 for a (3) lock unit. Substitute the "L" suffix with an "N" within the pattern number to designate a non-locking unit, example (DT3SLH5015BBFN)

Application Notes

Hanging rails and other accessories are not included and must be ordered separately. Hanging rails are included with 24" and 30" wide lateral drawers only. (See *Tower Accessories for pricing and order entry information*)

Half depth adjustable shelves and coat hooks may be ordered separately allowing the cupboard area of the 15", 24" and 30" wide towers to support binders as well as shorter coats. (See *Tower Accessories for pricing and order entry information*) Note: Series 2 Steel front doors are standard without a handle. Handles may be ordered for cupboard doors as a special.

- 15" w Side Access and Display towers include (1) lock.
- Single door towers, double door towers, 24" w and 30" w Side Access and Display towers include (2) locks. (Except full-height doors which include (1) lock)
- Front Access (only) towers with wardrobe include (3) locks. (Except full-height doors with wardrobe which include (2) locks)

Single door tower (50" h and 57" h) with no drawers include one fixed shelf and one adjustable shelf. 64" h includes one fixed shelf and two adjustable shelves. Fixed shelf is positioned just below worksurface height.

Critical Dimensions

Dimensions under, **w**, **d** and **h** are actual to the nearest 1/16"

42", 50", 57" and 64" Tower Internal Dimensions

- Box and M drawer height: 4⁵/₁₆"
- Box and M drawer width: 12¹/₁₆"
- Box and M drawer depth: 18³/₈"
- File drawer height: 9¹/₄"
- File drawer width: 12¹/₁₆"
- File drawer depth: 18³/₈"

Note: All towers are configured from the top down with standard combinations of box and file drawers.

Note: Template pull wardrobes and cabinet doors utilize a pull and self closing hinge in place of touch latch.

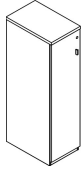
Storage Towers Steel Front - Template Pull

Series 2 Storage

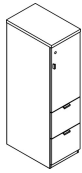
15" Wide Storage Towers

57" High

description	type	w	d	h	lock	pattern no.	P1	P2	P3
57" High Single Door tower with no drawers (right hand shown)	left hand	14 7/8"	23 1/2"	56 3/16"	Y	BT3SLH5715LS	\$1,987.	\$2,185.	\$2,385.
	right hand	14 7/8"	23 1/2"	56 3/16"	Y	BT3SRH5715LS	1,987.	2,185.	2,385.



57" High Single Door tower with two file drawers (right hand shown)	left hand	14 7/8"	23 1/2"	56 3/16"	Y	BT3SLH5715FFLS	1,909.	2,198.	2,289.
	right hand	14 7/8"	23 1/2"	56 3/16"	Y	BT3SRH5715FFLS	1,909.	2,198.	2,289.



Order Code

Example:	BT3SBLH5715BBFLS-117
BT3	Series 2 Steel Front
SB	Side Access Bookcase
LH	Left Hand Access
57	57" High
15	15" Wide
B	Box Drawer
B	Box Drawer
F	File Drawer
L	Locking
117	Soft Grey paint finish

Specification Information

For non-locking towers, deduct as follows from the list price for each unit: Deduct \$30 for (1) lock unit, \$60 for (2) lock unit, and \$75 for a (3) lock unit. Substitute the "L" suffix with an "N" within the pattern number to designate a non-locking unit, example (DT3SLH5015BBFN)

Application Notes

"M" drawers consisting of a box drawer body with a file drawer head are available by substituting any two "B" or any one "F" character within the pattern number, example (DT3SLH5015MFN). Multiple "M" drawers may be specified providing they equal the total modules available.

A 6" drawer, behind a cupboard door is available by adding the numeral 1 to the end of the pattern number, example (DT3SLH6415BBFL1)

Note: 6" drawers behind doors are not available within the wardrobe portion of towers. Drawers behind doors are painted black.

Note: Drawer behind door list pricing is as follows: 1 = \$255

Hanging rails and other accessories are not included and must be ordered separately. Hanging rails are included with 24" and 30" wide lateral drawers only. (See *Tower Accessories for pricing and order entry information*)

Half depth adjustable shelves and coat hooks may be ordered separately allowing the cupboard area of the 15", 24" and 30" wide towers to support binders as well as shorter coats. (See *Tower Accessories for pricing and order entry information*)**Note: Series 2 Steel front doors are standard without a handle. Handles may be ordered for cupboard doors as a special.**

- 15" w Side Access and Display towers include (1) lock.
- Single door towers, double door towers, 24" w and 30" w Side Access and Display towers include (2) locks. (Except full-height doors which include (1) lock)
- Front Access (only) towers with wardrobe include (3) locks. (Except full-height doors with wardrobe which include (2) locks)

Single door tower (50" h and 57" h) with no drawers include one fixed shelf and one adjustable shelf. 64" h includes one fixed shelf and two adjustable shelves. Fixed shelf is positioned just below worksurface height.

Critical Dimensions

Dimensions under, **w**, **d** and **h** are actual to the nearest 1/16"

42", 50", 57" and 64" Tower Internal Dimensions

- Box and M drawer height: 4 5/16"
- Box and M drawer width: 12 1/16"
- Box and M drawer depth: 18 3/8"
- File drawer height: 9 1/4"
- File drawer width: 12 1/16"
- File drawer depth: 18 3/8"

Note: All towers are configured from the top down with standard combinations of box and file drawers.

Note: Template pull wardrobes and cabinet doors utilize a pull and self closing hinge in place of touch latch.

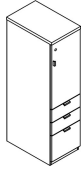
Storage Towers Steel Front - Template Pull

Series 2 Storage

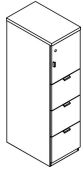
15" Wide Storage Towers

57" High

description	type	w	d	h	lock	pattern no.	P1	P2	P3
57" High Single Door tower with two box and one file drawer (right hand shown)	left hand	14 ⁷ / ₈ "	23 ¹ / ₂ "	56 ³ / ₁₆ "	Y	BT3SLH5715BBFLS	\$2,112.	\$2,427.	\$2,533.
	right hand	14 ⁷ / ₈ "	23 ¹ / ₂ "	56 ³ / ₁₆ "	Y	BT3SRH5715BBFLS	2,112.	2,427.	2,533.



57" High Single Door tower with three file drawers (right hand shown)	left hand	14 ⁷ / ₈ "	23 ¹ / ₂ "	56 ³ / ₁₆ "	Y	BT3SLH5715FFFLS	2,136.	2,455.	2,559.
	right hand	14 ⁷ / ₈ "	23 ¹ / ₂ "	56 ³ / ₁₆ "	Y	BT3SRH5715FFFLS	2,136.	2,455.	2,559.



Order Code

Example: **BT3SBLH5715BBFLS-117**

BT3	Series 2 Steel Front
SB	Side Access Bookcase
LH	Left Hand Access
57	57" High
15	15" Wide
B	Box Drawer
B	Box Drawer
F	File Drawer
L	Locking
117	Soft Grey paint finish

Specification Information

For non-locking towers, deduct as follows from the list price for each unit: Deduct \$30 for (1) lock unit, \$60 for (2) lock unit, and \$75 for a (3) lock unit. Substitute the "L" suffix with an "N" within the pattern number to designate a non-locking unit, example (DT3SLH5015BBFN)

Application Notes

Hanging rails and other accessories are not included and must be ordered separately. Hanging rails are included with 24" and 30" wide lateral drawers only. (See *Tower Accessories for pricing and order entry information*)

Half depth adjustable shelves and coat hooks may be ordered separately allowing the cupboard area of the 15", 24" and 30" wide towers to support binders as well as shorter coats. (See *Tower Accessories for pricing and order entry information*)*Note: Series 2 Steel front doors are standard without a handle. Handles may be ordered for cupboard doors as a special.*

- 15" w Side Access and Display towers include (1) lock.
- Single door towers, double door towers, 24" w and 30" w Side Access and Display towers include (2) locks. (Except full-height doors which include (1) lock)
- Front Access (only) towers with wardrobe include (3) locks. (Except full-height doors with wardrobe which include (2) locks)

Single door tower (50" h and 57" h) with no drawers include one fixed shelf and one adjustable shelf. 64" h includes one fixed shelf and two adjustable shelves. Fixed shelf is positioned just below worksurface height.

Critical Dimensions

Dimensions under, **w**, **d** and **h** are actual to the nearest ¹/₁₆"

42", 50", 57" and 64" Tower Internal Dimensions

- Box and M drawer height: 4⁵/₁₆"
- Box and M drawer width: 12¹/₁₆"
- Box and M drawer depth: 18³/₈"
- File drawer height: 9¹/₄"
- File drawer width: 12¹/₁₆"
- File drawer depth: 18³/₈"

Note: All towers are configured from the top down with standard combinations of box and file drawers.

Note: Template pull wardrobes and cabinet doors utilize a pull and self closing hinge in place of touch latch.

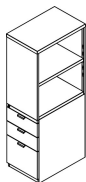
Storage Towers Steel Front - Template Pull

Series 2 Storage

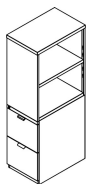
15" Wide Storage Towers

57" High

description	type	w	d	h	lock	pattern no.	P1	P2	P3
57" High Side Access Bookcase tower with two box and one file drawer (right hand shown)	left hand	14 ⁷ / ₈ "	23 ¹ / ₂ "	56 ³ / ₁₆ "	Y	BT3SBLH5715BBFLS	\$2,112.	\$2,427.	\$2,533.
	right hand	14 ⁷ / ₈ "	23 ¹ / ₂ "	56 ³ / ₁₆ "	Y	BT3SBRH5715BBFLS	2,112.	2,427.	2,533.



57" High Side Access Bookcase tower with two file drawers (right hand shown)	left hand	14 ⁷ / ₈ "	23 ¹ / ₂ "	56 ³ / ₁₆ "	Y	BT3SBLH5715FFLS	1,909.	2,198.	2,289.
	right hand	14 ⁷ / ₈ "	23 ¹ / ₂ "	56 ³ / ₁₆ "	Y	BT3SBRH5715FFLS	1,909.	2,198.	2,289.



Order Code

Example: **BT3SBLH5715BBFLS-117**

BT3	Series 2 Steel Front
SB	Side Access Bookcase
LH	Left Hand Access
57	57" High
15	15" Wide
B	Box Drawer
B	Box Drawer
F	File Drawer
L	Locking
117	Soft Grey paint finish

Specification Information

For non-locking towers, deduct as follows from the list price for each unit: Deduct \$30 for (1) lock unit, \$60 for (2) lock unit, and \$75 for a (3) lock unit. Substitute the "L" suffix with an "N" within the pattern number to designate a non-locking unit, example (DT3SLH5015BBFN)

"M" drawers consisting of a box drawer body with a file drawer head are available by substituting any two "B" or any one "F" character within the pattern number, example (DT3SLH5015MFN). Multiple "M" drawers may be specified providing they equal the total modules available.

A 6" drawer, behind a cupboard door is available by adding the numeral 1 to the end of the pattern number, example (DT3SLH6415BBFL1)

Note: 6" drawers behind doors are not available within the wardrobe portion of towers. Drawers behind doors are painted black.

Note: Drawer behind door list pricing is as follows: 1 = \$255

Application Notes

Hanging rails and other accessories are not included and must be ordered separately. Hanging rails are included with 24" and 30" wide lateral drawers only. (See *Tower Accessories for pricing and order entry information*)

Half depth adjustable shelves and coat hooks may be ordered separately allowing the cupboard area of the 15", 24" and 30" wide towers to support binders as well as shorter coats. (See *Tower Accessories for pricing and order entry information*) *Note: Series 2 Steel front doors are standard without a handle. Handles may be ordered for cupboard doors as a special.*

- 15" w Side Access and Display towers include (1) lock.
- Single door towers, double door towers, 24" w and 30" w Side Access and Display towers include (2) locks. (Except full-height doors which include (1) lock)
- Front Access (only) towers with wardrobe include (3) locks. (Except full-height doors with wardrobe which include (2) locks)

Single door tower (50" h and 57" h) with no drawers include one fixed shelf and one adjustable shelf. 64" h includes one fixed shelf and two adjustable shelves. Fixed shelf is positioned just below worksurface height.

Critical Dimensions

Dimensions under, **w**, **d** and **h** are actual to the nearest ¹/₁₆"

42", 50", 57" and 64" Tower Internal Dimensions

- Box and M drawer height: 4⁵/₁₆"
- Box and M drawer width: 12¹/₁₆"
- Box and M drawer depth: 18³/₈"
- File drawer height: 9¹/₄"
- File drawer width: 12¹/₁₆"
- File drawer depth: 18³/₈"

Note: All towers are configured from the top down with standard combinations of box and file drawers.

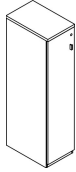
Note: Template pull wardrobes and cabinet doors utilize a pull and self closing hinge in place of touch latch.

Storage Towers Steel Front - Template Pull

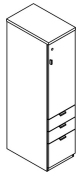
15" Wide Storage Towers

64" High

description	type	w	d	h	lock	pattern no.	P1	P2	P3
64" High Single Door tower with no drawers (right hand shown)	left hand	14 ⁷ / ₈ "	23 ¹ / ₂ "	63 ³ / ₁₆ "	Y	BT3SLH6415LS	\$2,071.	\$2,279.	\$2,484.
	right hand	14 ⁷ / ₈ "	23 ¹ / ₂ "	63 ³ / ₁₆ "	Y	BT3SRH6415LS	2,071.	2,279.	2,484.



64" High Single Door tower with two box and one file drawer (right hand shown)	left hand	14 ⁷ / ₈ "	23 ¹ / ₂ "	63 ³ / ₁₆ "	Y	BT3SLH6415BBFLS	2,160.	2,484.	2,589.
	right hand	14 ⁷ / ₈ "	23 ¹ / ₂ "	63 ³ / ₁₆ "	Y	BT3SRH6415BBFLS	2,160.	2,484.	2,589.



Order Code

Example: **BT3SBLH6415BBFLS-117**

BT3	Series 2 Steel Front
SB	Side Access Bookcase
LH	Left Hand Access
64	64" High
15	15" Wide
B	Box Drawer
B	Box Drawer
F	File Drawer
L	Locking
117	Soft Grey paint finish

Specification Information

For non-locking towers, deduct as follows from the list price for each unit: Deduct \$30 for (1) lock unit, \$60 for (2) lock unit, and \$75 for a (3) lock unit. Substitute the "L" suffix with an "N" within the pattern number to designate a non-locking unit, example (DT3SLH5015BBFN)

"M" drawers consisting of a box drawer body with a file drawer head are available by substituting any two "B" or any one "F" character within the pattern number, example (DT3SLH5015MFN). Multiple "M" drawers may be specified providing they equal the total modules available.

A 6" drawer, behind a cupboard door is available by adding the numeral 1 to the end of the pattern number, example (DT3SLH6415BBFL1)

Note: 6" drawers behind doors are not available within the wardrobe portion of towers. Drawers behind doors are painted black.

Note: Drawer behind door list pricing is as follows: 1 = \$255

Application Notes

Hanging rails and other accessories are not included and must be ordered separately. Hanging rails are included with 24" and 30" wide lateral drawers only. (See *Tower Accessories for pricing and order entry information*)

Half depth adjustable shelves and coat hooks may be ordered separately allowing the cupboard area of the 15", 24" and 30" wide towers to support binders as well as shorter coats. (See *Tower Accessories for pricing and order entry information*) *Note: Series 2 Steel front doors are standard without a handle. Handles may be ordered for cupboard doors as a special.*

- 15" w Side Access and Display towers include (1) lock.
- Single door towers, double door towers, 24" w and 30" w Side Access and Display towers include (2) locks. (Except full-height doors which include (1) lock)
- Front Access (only) towers with wardrobe include (3) locks. (Except full-height doors with wardrobe which include (2) locks)

Single door tower (50" h and 57" h) with no drawers include one fixed shelf and one adjustable shelf. 64" h includes one fixed shelf and two adjustable shelves. Fixed shelf is positioned just below worksurface height.

Dimensions under, **w**, **d** and **h** are actual to the nearest 1/16"

42", 50", 57" and 64" Tower Internal Dimensions

- Box and M drawer height: 4⁵/₁₆"
- Box and M drawer width: 12¹/₁₆"
- Box and M drawer depth: 18³/₈"
- File drawer height: 9¹/₄"
- File drawer width: 12¹/₁₆"
- File drawer depth: 18³/₈"

Note: All towers are configured from the top down with standard combinations of box and file drawers.

Note: Template pull wardrobes and cabinet doors utilize a pull and self closing hinge in place of touch latch.

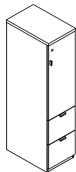
Storage Towers Steel Front - Template Pull

Series 2 Storage

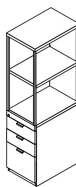
15" Wide Storage Towers

64" High

description	type	w	d	h	lock	pattern no.	P1	P2	P3
64" High Single Door tower with two file drawers (right hand shown)	left hand	14 ⁷ / ₈ "	23 1/2"	63 ⁵ / ₁₆ "	Y	BT3SLH6415FFLS	\$1,958.	\$2,252.	\$2,351.
	right hand	14 ⁷ / ₈ "	23 1/2"	63 ⁵ / ₁₆ "	Y	BT3SRH6415FFLS	1,958.	2,252.	2,351.



64" High Side Access Display tower with two box and one file drawer (right hand shown)	left hand	14 ⁷ / ₈ "	23 1/2"	63 ⁵ / ₁₆ "	Y	BT3BDLH6415BBFLS	1,945.	2,238.	2,333.
	right hand	14 ⁷ / ₈ "	23 1/2"	63 ⁵ / ₁₆ "	Y	BT3BDRH6415BBFLS	1,945.	2,238.	2,333.



Note: Display towers are open to access on two sides, i.e., the front and one side.

Order Code

Example: **BT3SBLH6415BBFLS-117**

BT3	Series 2 Steel Front
SB	Side Access Bookcase
LH	Left Hand Access
64	64" High
15	15" Wide
B	Box Drawer
B	Box Drawer
F	File Drawer
L	Locking
117	Soft Grey paint finish

Specification Information

For non-locking towers, deduct as follows from the list price for each unit: Deduct \$30 for (1) lock unit, \$60 for (2) lock unit, and \$75 for a (3) lock unit. Substitute the "L" suffix with an "N" within the pattern number to designate a non-locking unit, example (DT3SLH5015BBFN)

"M" drawers consisting of a box drawer body with a file drawer head are available by substituting any two "B" or any one "F" character within the pattern number, example (DT3SLH5015MFN). Multiple "M" drawers may be specified providing they equal the total modules available.

A 6" drawer, behind a cupboard door is available by adding the numeral 1 to the end of the pattern number, example (DT3SLH6415BBFL1)

Note: 6" drawers behind doors are not available within the wardrobe portion of towers. Drawers behind doors are painted black.

Note: Drawer behind door list pricing is as follows: 1 = \$255

Application Notes

Hanging rails and other accessories are not included and must be ordered separately. Hanging rails are included with 24" and 30" wide lateral drawers only. (See *Tower Accessories for pricing and order entry information*)

Half depth adjustable shelves and coat hooks may be ordered separately allowing the cupboard area of the 15", 24" and 30" wide towers to support binders as well as shorter coats. (See *Tower Accessories for pricing and order entry information*)**Note: Series 2 Steel front doors are standard without a handle. Handles may be ordered for cupboard doors as a special.**

- 15" w Side Access and Display towers include (1) lock.
- Single door towers, double door towers, 24" w and 30" w Side Access and Display towers include (2) locks. (Except full-height doors which include (1) lock)
- Front Access (only) towers with wardrobe include (3) locks. (Except full-height doors with wardrobe which include (2) locks)

Single door tower (50" h and 57" h) with no drawers include one fixed shelf and one adjustable shelf. 64" h includes one fixed shelf and two adjustable shelves. Fixed shelf is positioned just below worksurface height.

Dimensions under, **w**, **d** and **h** are actual to the nearest 1/16"

42", 50", 57" and 64" Tower Internal Dimensions

- Box and M drawer height: 4⁵/₁₆"
- Box and M drawer width: 12¹/₁₆"
- Box and M drawer depth: 18³/₈"
- File drawer height: 9¹/₄"
- File drawer width: 12¹/₁₆"
- File drawer depth: 18³/₈"

Note: All towers are configured from the top down with standard combinations of box and file drawers.

Note: Template pull wardrobes and cabinet doors utilize a pull and self closing hinge in place of touch latch.

Storage Towers Steel Front - Template Pull

15" Wide Storage Towers

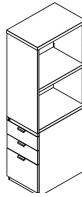
64" High

description	type	w	d	h	lock	pattern no.	P1	P2	P3
64" High Side Access Display tower with two file drawers (right hand shown)	left hand	14 ⁷ / ₈ "	23 ¹ / ₂ "	63 ⁵ / ₁₆ "	Y	BT3BDLH6415FFLS	\$1,849.	\$2,128.	\$2,217.
	right hand	14 ⁷ / ₈ "	23 ¹ / ₂ "	63 ⁵ / ₁₆ "	Y	BT3BDRH6415FFLS	1,849.	2,128.	2,217.



Note: Display towers are open to access on two sides, i.e., the front and one side.

64" High Side Access Bookcase tower with two box and one file drawer (right hand shown)	left hand	14 ⁷ / ₈ "	23 ¹ / ₂ "	63 ⁵ / ₁₆ "	Y	BT3SBLH6415BBFLS	1,919.	2,209.	2,304.
	right hand	14 ⁷ / ₈ "	23 ¹ / ₂ "	63 ⁵ / ₁₆ "	Y	BT3SBRH6415BBFLS	1,919.	2,209.	2,304.



Order Code

Example: **BT3SBLH6415BBFLS-117**

BT3	Series 2 Steel Front
SB	Side Access Bookcase
LH	Left Hand Access
64	64" High
15	15" Wide
B	Box Drawer
B	Box Drawer
F	File Drawer
L	Locking
117	Soft Grey paint finish

Specification Information

For non-locking towers, deduct as follows from the list price for each unit: Deduct \$30 for (1) lock unit, \$60 for (2) lock unit, and \$75 for a (3) lock unit. Substitute the "L" suffix with an "N" within the pattern number to designate a non-locking unit, example (DT3SLH5015BBFN)

Application Notes

"M" drawers consisting of a box drawer body with a file drawer head are available by substituting any two "B" or any one "F" character within the pattern number, example (DT3SLH5015MFN). Multiple "M" drawers may be specified providing they equal the total modules available.

A 6" drawer, behind a cupboard door is available by adding the numeral 1 to the end of the pattern number, example (DT3SLH6415BBFL1)

Note: 6" drawers behind doors are not available within the wardrobe portion of towers. Drawers behind doors are painted black.

Note: Drawer behind door list pricing is as follows: 1= \$255

Hanging rails and other accessories are not included and must be ordered separately. Hanging rails are included with 24" and 30" wide lateral drawers only. (See *Tower Accessories for pricing and order entry information*)

Half depth adjustable shelves and coat hooks may be ordered separately allowing the cupboard area of the 15", 24" and 30" wide towers to support binders as well as shorter coats. (See *Tower Accessories for pricing and order entry information*)*Note: Series 2 Steel front doors are standard without a handle. Handles may be ordered for cupboard doors as a special.*

- 15" w Side Access and Display towers include (1) lock.
- Single door towers, double door towers, 24" w and 30" w Side Access and Display towers include (2) locks. (Except full-height doors which include (1) lock)
- Front Access (only) towers with wardrobe include (3) locks. (Except full-height doors with wardrobe which include (2) locks)

Single door tower (50" h and 57" h) with no drawers include one fixed shelf and one adjustable shelf. 64" h includes one fixed shelf and two adjustable shelves. Fixed shelf is positioned just below worksurface height.

Dimensions under, **w**, **d** and **h** are actual to the nearest 1/16"

42", 50", 57" and 64" Tower Internal Dimensions

- Box and M drawer height: 4⁵/₁₆"
- Box and M drawer width: 12¹/₁₆"
- Box and M drawer depth: 18³/₈"
- File drawer height: 9¹/₄"
- File drawer width: 12¹/₁₆"
- File drawer depth: 18³/₈"

Note: All towers are configured from the top down with standard combinations of box and file drawers.

Note: Template pull wardrobes and cabinet doors utilize a pull and self closing hinge in place of touch latch.

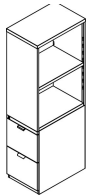
Storage Towers Steel Front - Template Pull

Series 2 Storage

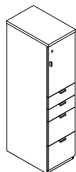
15" Wide Storage Towers

64" High

description	type	w	d	h	lock	pattern no.	P1	P2	P3
64" High Side Access Bookcase tower with two file drawers (right hand shown)	left hand	14 ⁷ / ₈ "	23 1/2"	63 ⁵ / ₁₆ "	Y	BT3SBLH6415FFLS	\$1,827.	\$2,099.	\$2,189.
	right hand	15"	23 1/2"	63 ⁵ / ₁₆ "	Y	BT3SBRH6415FFLS	1,827.	2,099.	2,189.



64" High Single Door tower with two box and two file drawers (right hand shown)	left hand	14 ⁷ / ₈ "	23 1/2"	63 ⁵ / ₁₆ "	Y	BT3SLH6415BBFFLS	2,337.	2,686.	2,804.
	right hand	14 ⁷ / ₈ "	23 1/2"	63 ⁵ / ₁₆ "	Y	BT3SRH6415BBFFLS	2,337.	2,686.	2,804.



Order Code

Example: **BT3SBLH6415BBFLS-117**

BT3	Series 2 Steel Front
SB	Side Access Bookcase
LH	Left Hand Access
64	64" High
15	15" Wide
B	Box Drawer
B	Box Drawer
F	File Drawer
L	Locking
117	Soft Grey paint finish

Specification Information

For non-locking towers, deduct as follows from the list price for each unit: Deduct \$30 for (1) lock unit, \$60 for (2) lock unit, and \$75 for a (3) lock unit. Substitute the "L" suffix with an "N" within the pattern number to designate a non-locking unit, example (DT3SLH5015BBFN)

"M" drawers consisting of a box drawer body with a file drawer head are available by substituting any two "B" or any one "F" character within the pattern number, example (DT3SLH5015MFN). Multiple "M" drawers may be specified providing they equal the total modules available.

A 6" drawer, behind a cupboard door is available by adding the numeral 1 to the end of the pattern number, example (DT3SLH6415BBFL1)

Note: 6" drawers behind doors are not available within the wardrobe portion of towers. Drawers behind doors are painted black.

Note: Drawer behind door list pricing is as follows: 1 = \$255

Application Notes

Hanging rails and other accessories are not included and must be ordered separately. Hanging rails are included with 24" and 30" wide lateral drawers only. (See *Tower Accessories for pricing and order entry information*)

Half depth adjustable shelves and coat hooks may be ordered separately allowing the cupboard area of the 15", 24" and 30" wide towers to support binders as well as shorter coats. (See *Tower Accessories for pricing and order entry information*) *Note: Series 2 Steel front doors are standard without a handle. Handles may be ordered for cupboard doors as a special.*

- 15" w Side Access and Display towers include (1) lock.
- Single door towers, double door towers, 24" w and 30" w Side Access and Display towers include (2) locks. (Except full-height doors which include (1) lock)
- Front Access (only) towers with wardrobe include (3) locks. (Except full-height doors with wardrobe which include (2) locks)

Single door tower (50" h and 57" h) with no drawers include one fixed shelf and one adjustable shelf. 64" h includes one fixed shelf and two adjustable shelves. Fixed shelf is positioned just below worksurface height.

Dimensions under, **w**, **d** and **h** are actual to the nearest 1/16"

42", 50", 57" and 64" Tower Internal Dimensions

- Box and M drawer height: 4⁵/₁₆"
- Box and M drawer width: 12¹/₁₆"
- Box and M drawer depth: 18³/₈"
- File drawer height: 9¹/₄"
- File drawer width: 12¹/₁₆"
- File drawer depth: 18³/₈"

Note: All towers are configured from the top down with standard combinations of box and file drawers.

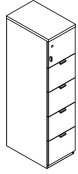
Note: Template pull wardrobes and cabinet doors utilize a pull and self closing hinge in place of touch latch.

Storage Towers Steel Front - Template Pull

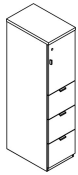
15" Wide Storage Towers

64" High

description	type	w	d	h	lock	pattern no.	P1	P2	P3
64" High Single Door tower with four file drawers (right hand shown)	left hand	14 ⁷ / ₈ "	23 ¹ / ₂ "	63 ⁵ / ₁₆ "	Y	BT3SLH6415FFFLS	\$2,372.	\$2,726.	\$2,847.
	right hand	14 ⁷ / ₈ "	23 ¹ / ₂ "	63 ⁵ / ₁₆ "	Y	BT3SRH6415FFFLS	2,372.	2,726.	2,847.



64" High Single Door tower with three file drawers (right hand shown)	left hand	14 ⁷ / ₈ "	23 ¹ / ₂ "	63 ⁵ / ₁₆ "	Y	BT3SLH6415FFFLS	2,180.	2,508.	2,619.
	right hand	14 ⁷ / ₈ "	23 ¹ / ₂ "	63 ⁵ / ₁₆ "	Y	BT3SRH6415FFFLS	2,180.	2,508.	2,619.



Order Code

Example:	BT3SBLH6415BBFLS-117
BT3	Series 2 Steel Front
SB	Side Access Bookcase
LH	Left Hand Access
64	64" High
15	15" Wide
B	Box Drawer
B	Box Drawer
F	File Drawer
L	Locking
117	Soft Grey paint finish

Specification Information

For non-locking towers, deduct as follows from the list price for each unit: Deduct \$30 for (1) lock unit, \$60 for (2) lock unit, and \$75 for a (3) lock unit. Substitute the "L" suffix with an "N" within the pattern number to designate a non-locking unit, example (DT3SLH5015BBFN)

"M" drawers consisting of a box drawer body with a file drawer head are available by substituting any two "B" or any one "F" character within the pattern number, example (DT3SLH5015MFN). Multiple "M" drawers may be specified providing they equal the total modules available.

A 6" drawer, behind a cupboard door is available by adding the numeral 1 to the end of the pattern number, example (DT3SLH6415BBFL1)

Note: 6" drawers behind doors are not available within the wardrobe portion of towers. Drawers behind doors are painted black.

Note: Drawer behind door list pricing is as follows: 1 = \$255

Application Notes

Hanging rails and other accessories are not included and must be ordered separately. Hanging rails are included with 24" and 30" wide lateral drawers only. (See *Tower Accessories for pricing and order entry information*)

Half depth adjustable shelves and coat hooks may be ordered separately allowing the cupboard area of the 15", 24" and 30" wide towers to support binders as well as shorter coats. (See *Tower Accessories for pricing and order entry information*)**Note: Series 2 Steel front doors are standard without a handle. Handles may be ordered for cupboard doors as a special.**

- 15" w Side Access and Display towers include (1) lock.
- Single door towers, double door towers, 24" w and 30" w Side Access and Display towers include (2) locks. (Except full-height doors which include (1) lock)
- Front Access (only) towers with wardrobe include (3) locks. (Except full-height doors with wardrobe which include (2) locks)

Single door tower (50" h and 57" h) with no drawers include one fixed shelf and one adjustable shelf. 64" h includes one fixed shelf and two adjustable shelves. Fixed shelf is positioned just below worksurface height.

Dimensions under, **w**, **d** and **h** are actual to the nearest 1/16"

42", 50", 57" and 64" Tower Internal Dimensions

- Box and M drawer height: 4⁵/₁₆"
- Box and M drawer width: 12¹/₁₆"
- Box and M drawer depth: 18³/₈"
- File drawer height: 9¹/₄"
- File drawer width: 12¹/₁₆"
- File drawer depth: 18³/₈"

Note: All towers are configured from the top down with standard combinations of box and file drawers.

Note: Template pull wardrobes and cabinet doors utilize a pull and self closing hinge in place of touch latch.

Storage Towers Steel Front - Template Pull

24" Wide Storage Towers

42" High

Series 2 Storage

description	type	w	d	h	lock	pattern no.	P1	P2	P3
42" High Side Access Bookcase with two box and one file drawer with wardrobe (left hand shown)	left hand	23 7/8"	23 1/2"	41 5/16"	Y	BT3WSBLH4224BBFLS	\$2,548.	\$2,932.	\$3,059.
	right hand	23 7/8"	23 1/2"	41 5/16"	Y	BT3WSBRH4224BBFLS	2,548.	2,932.	3,059.



42" High Side Access Bookcase with two file drawers with wardrobe (left hand shown)	left hand	23 7/8"	23 1/2"	41 5/16"	Y	BT3WSBLH4224FFLS	2,451.	2,819.	2,941.
	right hand	23 7/8"	23 1/2"	41 5/16"	Y	BT3WSBRH4224FFLS	2,451.	2,819.	2,941.



Order Code

Example:	BT3SBLH4224BBFLS-117
BT3	Series 2 Steel Front
SB	Side Access Bookcase
LH	Left Hand Access
42	42" High
24	24" Wide
B	Box Drawer
B	Box Drawer
F	File Drawer
L	Locking
117	Soft Grey paint finish

Specification Information

For non-locking towers, deduct as follows from the list price for each unit: Deduct \$30 for (1) lock unit, \$60 for (2) lock unit, and \$75 for a (3) lock unit. Substitute the "L" suffix with an "N" within the pattern number to designate a non-locking unit, example (DT3SLH6424BBFN)

"M" drawers consisting of a box drawer body with a file drawer head are available by substituting any two "B" or any one "F" character within the pattern number, example (DT3SLH6424MFN). Multiple "M" drawers may be specified providing they equal the total modules available.

A 6" drawer, behind a cupboard door is available by adding the numeral 1 to the end of the pattern number, example (DT3SLH6424BBFL1)

Note: 6" drawer behind doors are not available within the wardrobe portion of towers. Drawers behind doors are painted black.

Note: Drawer behind door list pricing is as follows: 1= \$255

Application Notes

Hanging rails and other accessories are not included and must be ordered separately. Hanging rails are included with 24" and 30" wide lateral drawers only. (See *Tower Accessories for pricing and order entry information*)

Half depth adjustable shelves and coat hooks may be ordered separately allowing the cupboard and wardrobe area of the 15", 24" and 30" wide towers to support binders as well as shorter coats. (See *Tower Accessories for pricing and order entry information*)

- 15" w Side Access and Display towers include (1) lock.
- Single door towers, double door towers, 24" w and 30" w Side Access and Display towers include (2) locks. (Except full-height doors which include (1) lock)
- Front Access (only) towers with wardrobe include (3) locks. (Except full-height doors with wardrobe which include (2) locks)

Critical Dimensions

Dimensions under, **w**, **d** and **h** are actual to the nearest 1/16"

50", 57" and 64" Tower Internal Dimensions

- Box and M drawer height: 4 5/16"
- Box and M drawer width: 12 1/16"
- Box and M drawer depth: 18 3/8"
- File drawer height: 9 1/4"
- File drawer width: 12 1/16"
- File drawer depth: 18 3/8"
- Wide drawer height: 9 7/16"
- Wide drawer width: 20 3/4"
- Wide drawer depth: 22 7/8"

Note: All towers are configured from the top down with standard combinations of box and file drawers.

Note: Template pull wardrobes and cabinet doors utilize a pull and self closing hinge in place of touch latch.

Storage Towers Steel Front - Template Pull

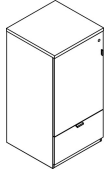
24" Wide Storage Towers

50" High

Series 2 Storage

Series 2 Steel Front Storage

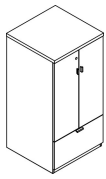
description	type	w	d	h	lock	pattern no.	P1	P2	P3
50" High Single Door tower with wide drawer (left hand shown)	left hand	23 ⁷ / ₈ "	23 ¹ / ₂ "	48 ³ / ₁₆ "	Y	BT3SLH5024WLS	\$1,865.	\$2,143.	\$2,238.
	right hand	23 ⁷ / ₈ "	23 ¹ / ₂ "	48 ³ / ₁₆ "	Y	BT3SRH5024WLS	1,865.	2,143.	2,238.



50" High Single Door tower with two wide drawers (left hand shown)	left hand	23 ⁷ / ₈ "	23 ¹ / ₂ "	48 ³ / ₁₆ "	Y	BT3SLH5024WWLS	2,151.	2,474.	2,582.
	right hand	23 ⁷ / ₈ "	23 ¹ / ₂ "	48 ³ / ₁₆ "	Y	BT3SRH5024WWLS	2,151.	2,474.	2,582.



50" High Double Door tower with one wide drawer		23 ⁷ / ₈ "	23 ¹ / ₂ "	48 ³ / ₁₆ "	Y	BT3D5024WLS	2,157.	2,479.	2,587.
---	--	----------------------------------	----------------------------------	-----------------------------------	---	--------------------	--------	--------	--------



24" and 30" wide double door cabinets may be ordered with a grommet option located in the back of the case by adding a "G" between the 4th and 5th character of the pattern number, example (BT3DG6424WLS). Add \$100 list for this option. **Note**, by adding a "G" option, the cabinet will also receive AV hinged doors.

Order Code	Specification Information	Application Notes	Critical Dimensions
Example: BT3SBLH5024BBFLS-117			
BT3 Series 2 Steel Front	<p>"M" drawers consisting of a box drawer body with a file drawer head are available by substituting any two "B" or any one "F" character within the pattern number, example (DT3SLH6424MFN). Multiple "M" drawers may be specified providing they equal the total modules available.</p> <p>A 6" drawer, behind a cupboard door is available by adding the numeral 1 to the end of the pattern number, example (DT3SLH6424BBFL1)</p> <p>Note: 6" drawer behind doors are not available within the wardrobe portion of towers. Drawers behind doors are painted black.</p> <p>Note: Drawer behind door list pricing is as follows: 1= \$255</p>	<p>Hanging rails and other accessories are not included and must be ordered separately. Hanging rails are included with 24" and 30" wide lateral drawers only. (See <i>Tower Accessories for pricing and order entry information</i>)</p> <p>Half depth adjustable shelves and coat hooks may be ordered separately allowing the cupboard and wardrobe area of the 15", 24" and 30" wide towers to support binders as well as shorter coats. (See <i>Tower Accessories for pricing and order entry information</i>)</p> <ul style="list-style-type: none"> • 15" w Side Access and Display towers include (1) lock. • Single door towers, double door towers, 24" w and 30" w Side Access and Display towers include (2) locks. (Except full-height doors which include (1) lock) • Front Access (only) towers with wardrobe include (3) locks. (Except full-height doors with wardrobe which include (2) locks) 	<p>Dimensions under, w, d and h are actual to the nearest ¹/₁₆"</p> <p>50", 57" and 64" Tower Internal Dimensions</p> <ul style="list-style-type: none"> • Box and M drawer height: 4⁵/₁₆" • Box and M drawer width: 12¹/₁₆" • Box and M drawer depth: 18³/₈" • File drawer height: 9¹/₄" • File drawer width: 12¹/₁₆" • File drawer depth: 18³/₈" • Wide drawer height: 9⁷/₁₆" • Wide drawer width: 20³/₄" • Wide drawer depth: 22⁷/₈" <p>Note: All towers are configured from the top down with standard combinations of box and file drawers.</p> <p>Note: Template pull wardrobes and cabinet doors utilize a pull and self closing hinge in place of touch latch.</p>
SB Side Access Bookcase			
LH Left Hand Access			
50 50" High			
24 24" Wide			
B Box Drawer			
B Box Drawer			
F File Drawer			
L Locking			
117 Soft Grey paint finish			

Specification Information

For non-locking towers, deduct as follows from the list price for each unit: Deduct \$30 for (1) lock unit, \$60 for (2) lock unit, and \$75 for a (3) lock unit. Substitute the "L" suffix with an "N" within the pattern number to designate a non-locking unit, example (DT3SLH6424BBFN)

Storage Towers Steel Front - Template Pull

24" Wide Storage Towers

50" High

Series 2 Storage

description	type	w	d	h	lock	pattern no.	P1	P2	P3
-------------	------	---	---	---	------	-------------	----	----	----

50" High Double Door tower with two wide drawers



24" and 30" wide double door cabinets may be ordered with a grommet option located in the back of the case by adding a "G" between the 4th and 5th character of the pattern number, example (BT3D**G**6424WLS). Add \$100 list for this option. **Note**, by adding a "G" option, the cabinet will also receive AV hinged doors.

50" High Side Access Bookcase with two box and one file drawer with wardrobe (left hand shown)	left hand	23 7/8"	23 1/2"	48 3/16"	Y	BT3WSBLH5024BBFLS	2,562.	2,945.	3,077.
	right hand	23 7/8"	23 1/2"	48 3/16"	Y	BT3WSBRH5024BBFLS	2,562.	2,945.	3,077.



Order Code	Specification Information	Application Notes	Critical Dimensions
------------	---------------------------	-------------------	---------------------

Example: **BT3SBLH5024BBFLS-117**

BT3	Series 2 Steel Front
SB	Side Access Bookcase
LH	Left Hand Access
50	50" High
24	24" Wide
B	Box Drawer
B	Box Drawer
F	File Drawer
L	Locking
117	Soft Grey paint finish

"M" drawers consisting of a box drawer body with a file drawer head are available by substituting any two "B" or any one "F" character within the pattern number, example (DT3SLH6424MFN). Multiple "M" drawers may be specified providing they equal the total modules available.

A 6" drawer, behind a cupboard door is available by adding the numeral 1 to the end of the pattern number, example (DT3SLH6424BBFL1)

Note: 6" drawer behind doors are not available within the wardrobe portion of towers. Drawers behind doors are painted black.

Note: Drawer behind door list pricing is as follows: 1= \$255

Hanging rails and other accessories are not included and must be ordered separately. Hanging rails are included with 24" and 30" wide lateral drawers only. (See *Tower Accessories for pricing and order entry information*)

Half depth adjustable shelves and coat hooks may be ordered separately allowing the cupboard and wardrobe area of the 15", 24" and 30" wide towers to support binders as well as shorter coats. (See *Tower Accessories for pricing and order entry information*)

- 15" w Side Access and Display towers include (1) lock.
- Single door towers, double door towers, 24" w and 30" w Side Access and Display towers include (2) locks. (Except full-height doors which include (1) lock)
- Front Access (only) towers with wardrobe include (3) locks. (Except full-height doors with wardrobe which include (2) locks)

Dimensions under, **w**, **d** and **h** are actual to the nearest 1/16"

50", 57" and 64" Tower Internal Dimensions

- Box and M drawer height: 4 5/16"
- Box and M drawer width: 12 1/16"
- Box and M drawer depth: 18 3/8"
- File drawer height: 9 1/4"
- File drawer width: 12 1/16"
- File drawer depth: 18 3/8"
- Wide drawer height: 9 7/16"
- Wide drawer width: 20 3/4"
- Wide drawer depth: 22 7/8"

Note: All towers are configured from the top down with standard combinations of box and file drawers.

Note: Template pull wardrobes and cabinet doors utilize a pull and self closing hinge in place of touch latch.

Specification Information

For non-locking towers, deduct as follows from the list price for each unit: Deduct \$30 for (1) lock unit, \$60 for (2) lock unit, and \$75 for a (3) lock unit. Substitute the "L" suffix with an "N" within the pattern number to designate a non-locking unit, example (DT3SLH6424BBFN)

Storage Towers Steel Front - Template Pull

24" Wide Storage Towers

50" High

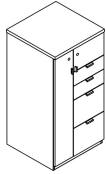
Series 2 Storage

Series 2 Steel Front Storage

description	type	w	d	h	lock	pattern no.	P1	P2	P3
50" High Side Access Bookcase with two file drawers with wardrobe (left hand shown)	left hand	23 7/8"	23 1/2"	48 5/16"	Y	BT3WSBLH5024FFLS	\$2,464.	\$2,832.	\$2,955.
	right hand	23 7/8"	23 1/2"	48 5/16"	Y	BT3WSBRH5024FFLS	2,464.	2,832.	2,955.



50" High tower with two box and two file drawers and door and wardrobe (left hand shown)	left hand	23 7/8"	23 1/2"	48 5/16"	Y	BT3WSLH5024BBFFLS	2,689.	3,093.	3,227.
	right hand	23 7/8"	23 1/2"	48 5/16"	Y	BT3WSRH5024BBFFLS	2,689.	3,093.	3,227.



Order Code	Specification Information	Application Notes	Critical Dimensions
Example: BT3SBLH5024BBFSL-117	<p>"M" drawers consisting of a box drawer body with a file drawer head are available by substituting any two "B" or any one "F" character within the pattern number, example (DT3SLH6424MFN). Multiple "M" drawers may be specified providing they equal the total modules available.</p> <p>A 6" drawer, behind a cupboard door is available by adding the numeral 1 to the end of the pattern number, example (DT3SLH6424BBFL1)</p>	<p>Hanging rails and other accessories are not included and must be ordered separately. Hanging rails are included with 24" and 30" wide lateral drawers only. (See <i>Tower Accessories for pricing and order entry information</i>)</p> <p>Half depth adjustable shelves and coat hooks may be ordered separately allowing the cupboard and wardrobe area of the 15", 24" and 30" wide towers to support binders as well as shorter coats. (See <i>Tower Accessories for pricing and order entry information</i>)</p>	<p>Dimensions under, w, d and h are actual to the nearest 1/16"</p> <p>50", 57" and 64" Tower Internal Dimensions</p> <ul style="list-style-type: none"> Box and M drawer height: 4 5/16" Box and M drawer width: 12 1/16" Box and M drawer depth: 18 3/8" File drawer height: 9 1/4" File drawer width: 12 1/16" File drawer depth: 18 3/8" Wide drawer height: 9 7/16" Wide drawer width: 20 3/4" Wide drawer depth: 22 7/8"

Specification Information

For non-locking towers, deduct as follows from the list price for each unit: Deduct \$30 for (1) lock unit, \$60 for (2) lock unit, and \$75 for a (3) lock unit. Substitute the "L" suffix with an "N" within the pattern number to designate a non-locking unit, example (DT3SLH6424BBFN)

Note: 6" drawer behind doors are not available within the wardrobe portion of towers. Drawers behind doors are painted black.

Note: Drawer behind door list pricing is as follows: 1= \$255

- 15" w Side Access and Display towers include (1) lock.
- Single door towers, double door towers, 24" w and 30" w Side Access and Display towers include (2) locks. (Except full-height doors which include (1) lock)
- Front Access (only) towers with wardrobe include (3) locks. (Except full-height doors with wardrobe which include (2) locks)

Note: All towers are configured from the top down with standard combinations of box and file drawers.

Note: Template pull wardrobes and cabinet doors utilize a pull and self closing hinge in place of touch latch.

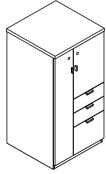
Storage Towers Steel Front - Template Pull

24" Wide Storage Towers

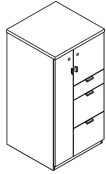
50" High

Series 2 Storage

description	type	w	d	h	lock	pattern no.	P1	P2	P3
50" High tower with two box and one file drawer and door and wardrobe (left hand shown)	left hand	23 ⁷ / ₈ "	23 ¹ / ₂ "	48 ⁵ / ₁₆ "	Y	BT3WSLH5024BBFLS	\$2,399.	\$2,759.	\$2,878.
	right hand	23 ⁷ / ₈ "	23 ¹ / ₂ "	48 ⁵ / ₁₆ "	Y	BT3WSRH5024BBFLS	2,399.	2,759.	2,878.



50" High tower with one box and two file drawers and door and wardrobe (left hand shown)	left hand	23 ⁷ / ₈ "	23 ¹ / ₂ "	48 ⁵ / ₁₆ "	Y	BT3WSLH5024BBFLS	2,451.	2,818.	2,940.
	right hand	23 ⁷ / ₈ "	23 ¹ / ₂ "	48 ⁵ / ₁₆ "	Y	BT3WSRH5024BBFLS	2,451.	2,818.	2,940.



Order Code

Example:	BT3SBLH5024BBFLS-117
BT3	Series 2 Steel Front
SB	Side Access Bookcase
LH	Left Hand Access
50	50" High
24	24" Wide
B	Box Drawer
B	Box Drawer
F	File Drawer
L	Locking
117	Soft Grey paint finish

Specification Information

For non-locking towers, deduct as follows from the list price for each unit: Deduct \$30 for (1) lock unit, \$60 for (2) lock unit, and \$75 for a (3) lock unit. Substitute the "L" suffix with an "N" within the pattern number to designate a non-locking unit, example (DT3SLH6424BBFN)

Specification Information

"M" drawers consisting of a box drawer body with a file drawer head are available by substituting any two "B" or any one "F" character within the pattern number, example (DT3SLH6424MFN). Multiple "M" drawers may be specified providing they equal the total modules available.

A 6" drawer, behind a cupboard door is available by adding the numeral 1 to the end of the pattern number, example (DT3SLH6424BBFL1)

Note: 6" drawer behind doors are not available within the wardrobe portion of towers. Drawers behind doors are painted black.

Note: Drawer behind door list pricing is as follows: 1= \$255

Application Notes

Hanging rails and other accessories are not included and must be ordered separately. Hanging rails are included with 24" and 30" wide lateral drawers only. (See *Tower Accessories for pricing and order entry information*)

Half depth adjustable shelves and coat hooks may be ordered separately allowing the cupboard and wardrobe area of the 15", 24" and 30" wide towers to support binders as well as shorter coats. (See *Tower Accessories for pricing and order entry information*)

- 15" w Side Access and Display towers include (1) lock.
- Single door towers, double door towers, 24" w and 30" w Side Access and Display towers include (2) locks. (Except full-height doors which include (1) lock)
- Front Access (only) towers with wardrobe include (3) locks. (Except full-height doors with wardrobe which include (2) locks)

Critical Dimensions

Dimensions under, **w**, **d** and **h** are actual to the nearest ¹/₁₆"

50", 57" and 64" Tower Internal Dimensions

- Box and M drawer height: 4⁵/₁₆"
- Box and M drawer width: 12¹/₁₆"
- Box and M drawer depth: 18³/₈"
- File drawer height: 9¹/₄"
- File drawer width: 12¹/₁₆"
- File drawer depth: 18³/₈"
- Wide drawer height: 9⁷/₁₆"
- Wide drawer width: 20³/₄"
- Wide drawer depth: 22⁷/₈"

Note: All towers are configured from the top down with standard combinations of box and file drawers.

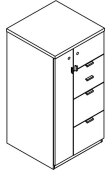
Note: Template pull wardrobes and cabinet doors utilize a pull and self closing hinge in place of touch latch.

Storage Towers Steel Front - Template Pull

24" Wide Storage Towers

50" High

description	type	w	d	h	lock	pattern no.	P1	P2	P3
50" High tower with three file drawers and door and wardrobe (left hand shown)	left hand	23 ⁷ / ₈ "	23 ¹ / ₂ "	48 ⁵ / ₁₆ "	Y	BT3WSLH5024FFFLS	\$2,464.	\$2,832.	\$2,955.
	right hand	23 ⁷ / ₈ "	23 ¹ / ₂ "	48 ⁵ / ₁₆ "	Y	BT3WSRH5024FFFLS	2,464.	2,832.	2,955.



50" High tower with two file drawers and door and wardrobe (left hand shown)	left hand	23 ⁷ / ₈ "	23 ¹ / ₂ "	48 ⁵ / ₁₆ "	Y	BT3WSLH5024FFFLS	2,200.	2,529.	2,639.
	right hand	23 ⁷ / ₈ "	23 ¹ / ₂ "	48 ⁵ / ₁₆ "	Y	BT3WSRH5024FFFLS	2,200.	2,529.	2,639.



Order Code	Specification Information	Application Notes	Critical Dimensions
Example: BT3SBLH5024BBFLS-117	<p>“M” drawers consisting of a box drawer body with a file drawer head are available by substituting any two “B” or any one “F” character within the pattern number, example (DT3SLH6424MFN). Multiple “M” drawers may be specified providing they equal the total modules available.</p> <p>A 6" drawer, behind a cupboard door is available by adding the numeral 1 to the end of the pattern number, example (DT3SLH6424BBFL1)</p>	<p>Hanging rails and other accessories are not included and must be ordered separately. Hanging rails are included with 24" and 30" wide lateral drawers only. (See <i>Tower Accessories for pricing and order entry information</i>)</p> <p>Half depth adjustable shelves and coat hooks may be ordered separately allowing the cupboard and wardrobe area of the 15", 24" and 30" wide towers to support binders as well as shorter coats. (See <i>Tower Accessories for pricing and order entry information</i>)</p>	<p>Dimensions under, w, d and h are actual to the nearest ¹/₁₆"</p> <p>50", 57" and 64" Tower Internal Dimensions</p> <ul style="list-style-type: none"> • Box and M drawer height: 4⁵/₁₆" • Box and M drawer width: 12¹/₁₆" • Box and M drawer depth: 18³/₈" • File drawer height: 9¹/₄" • File drawer width: 12¹/₁₆" • File drawer depth: 18³/₈" • Wide drawer height: 9⁷/₁₆" • Wide drawer width: 20³/₄" • Wide drawer depth: 22⁷/₈"

Specification Information

For non-locking towers, deduct as follows from the list price for each unit: Deduct \$30 for (1) lock unit, \$60 for (2) lock unit, and \$75 for a (3) lock unit. Substitute the “L” suffix with an “N” within the pattern number to designate a non-locking unit, example (DT3SLH6424BBFN)

Note: 6" drawer behind doors are not available within the wardrobe portion of towers. Drawers behind doors are painted black.

Note: Drawer behind door list pricing is as follows: 1= \$255

- 15" w Side Access and Display towers include (1) lock.
- Single door towers, double door towers, 24" w and 30" w Side Access and Display towers include (2) locks. (Except full-height doors which include (1) lock)
- Front Access (only) towers with wardrobe include (3) locks. (Except full-height doors with wardrobe which include (2) locks)

Note: All towers are configured from the top down with standard combinations of box and file drawers.

Note: Template pull wardrobes and cabinet doors utilize a pull and self closing hinge in place of touch latch.

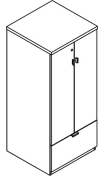
Storage Towers Steel Front - Template Pull

24" Wide Storage Towers

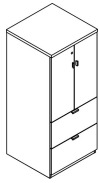
57" High

Series 2 Storage

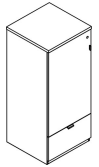
description	type	w	d	h	lock	pattern no.	P1	P2	P3
57" High Double Door tower with one wide drawer		23 7/8"	23 1/2"	56 3/16"	Y	BT3D5724WLS	\$2,202.	\$2,532.	\$2,640.



57" High Double Door tower with two wide drawers		23 7/8"	23 1/2"	56 3/16"	Y	BT3D5724WWLS	2,596.	2,985.	3,114.
--	--	---------	---------	----------	---	---------------------	--------	--------	--------



57" High Single Door tower with wide drawer (left hand shown)	left hand	23 7/8"	23 1/2"	56 3/16"	Y	BT3SLH5724WLS	1,880.	2,162.	2,255.
	right hand	23 7/8"	23 1/2"	56 3/16"	Y	BT3SRH5724WLS	1,880.	2,162.	2,255.



Order Code

Example:	BT3SBLH5724BBFLS-117
BT3	Series 2 Steel Front
SB	Side Access Bookcase
LH	Left Hand Access
57	57" High
24	24" Wide
B	Box Drawer
B	Box Drawer
F	File Drawer
L	Locking
117	Soft Grey paint finish

Specification Information

For non-locking towers, deduct as follows from the list price for each unit: Deduct \$30 for (1) lock unit, \$60 for (2) lock unit, and \$75 for a (3) lock unit. Substitute the "L" suffix with an "N" within the pattern number to designate a non-locking unit, example (DT3SLH6424BBFN)

"M" drawers consisting of a box drawer body with a file drawer head are available by substituting any two "B" or any one "F" character within the pattern number, example (DT3SLH6424MFN). Multiple "M" drawers may be specified providing they equal the total modules available.

A 6" drawer, behind a cupboard door is available by adding the numeral 1 to the end of the pattern number, example (DT3SLH6424BBFL1)

Note: 6" drawer behind doors are not available within the wardrobe portion of towers. Drawers behind doors are painted black.

Note: Drawer behind door list pricing is as follows:; 1= \$255

Application Notes

Hanging rails and other accessories are not included and must be ordered separately. Hanging rails are included with 24" and 30" wide lateral drawers only. (See *Tower Accessories for pricing and order entry information*)

Half depth adjustable shelves and coat hooks may be ordered separately allowing the cupboard and wardrobe area of the 15", 24" and 30" wide towers to support binders as well as shorter coats. (See *Tower Accessories for pricing and order entry information*)

- 15" w Side Access and Display towers include (1) lock.
- Single door towers, double door towers, 24" w and 30" w Side Access and Display towers include (2) locks. (Except full-height doors which include (1) lock)
- Front Access (only) towers with wardrobe include (3) locks. (Except full-height doors with wardrobe which include (2) locks)

Critical Dimensions

Dimensions under, **w**, **d** and **h** are actual to the nearest 1/16"

50", 57" and 64" Tower Internal Dimensions

- Box and M drawer height: 4 5/16"
- Box and M drawer width: 12 1/16"
- Box and M drawer depth: 18 3/8"
- File drawer height: 9 1/4"
- File drawer width: 12 1/16"
- File drawer depth: 18 3/8"
- Wide drawer height: 9 3/16"
- Wide drawer width: 20 3/4"
- Wide drawer depth: 22 7/8"

Note: All towers are configured from the top down with standard combinations of box and file drawers.

Note: Template pull wardrobes and cabinet doors utilize a pull and self closing hinge in place of touch latch.

Storage Towers Steel Front - Template Pull

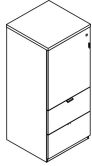
24" Wide Storage Towers

57" High

Series 2 Storage

Series 2 Steel Front Storage

description	type	w	d	h	lock	pattern no.	P1	P2	P3
57" High Single Door tower with two wide drawers (left hand shown)	left hand	23 ⁷ / ₈ "	23 ¹ / ₂ "	56 ³ / ₁₆ "	Y	BT3SLH5724WWLS	\$2,167.	\$2,492.	\$2,601.
	right hand	23 ⁷ / ₈ "	23 ¹ / ₂ "	56 ³ / ₁₆ "	Y	BT3SRH5724WWLS	2,167.	2,492.	2,601.



57" High Side Access Bookcase with two box and one file drawer with wardrobe (left hand shown)	left hand	23 ⁷ / ₈ "	23 ¹ / ₂ "	56 ³ / ₁₆ "	Y	BT3WSBLH5724BBFLS	2,662.	3,060.	3,195.
	right hand	23 ⁷ / ₈ "	23 ¹ / ₂ "	56 ³ / ₁₆ "	Y	BT3WSBRH5724BBFLS	2,662.	3,060.	3,195.



Order Code

Example:	BT3SBLH5724BBFLS-117
BT3	Series 2 Steel Front
SB	Side Access Bookcase
LH	Left Hand Access
57	57" High
24	24" Wide
B	Box Drawer
B	Box Drawer
F	File Drawer
L	Locking
117	Soft Grey paint finish

Specification Information

For non-locking towers, deduct as follows from the list price for each unit: Deduct \$30 for (1) lock unit, \$60 for (2) lock unit, and \$75 for a (3) lock unit. Substitute the "L" suffix with an "N" within the pattern number to designate a non-locking unit, example (DT3SLH6424BBFN)

"M" drawers consisting of a box drawer body with a file drawer head are available by substituting any two "B" or any one "F" character within the pattern number, example (DT3SLH6424MFN). Multiple "M" drawers may be specified providing they equal the total modules available.

A 6" drawer, behind a cupboard door is available by adding the numeral 1 to the end of the pattern number, example (DT3SLH6424BBFL1)

Note: 6" drawer behind doors are not available within the wardrobe portion of towers. Drawers behind doors are painted black.

Note: Drawer behind door list pricing is as follows:: 1= \$255

Application Notes

Hanging rails and other accessories are not included and must be ordered separately. Hanging rails are included with 24" and 30" wide lateral drawers only. (See *Tower Accessories for pricing and order entry information*)

Half depth adjustable shelves and coat hooks may be ordered separately allowing the cupboard and wardrobe area of the 15", 24" and 30" wide towers to support binders as well as shorter coats. (See *Tower Accessories for pricing and order entry information*)

- 15" w Side Access and Display towers include (1) lock.
- Single door towers, double door towers, 24" w and 30" w Side Access and Display towers include (2) locks. (Except full-height doors which include (1) lock)
- Front Access (only) towers with wardrobe include (3) locks. (Except full-height doors with wardrobe which include (2) locks)

Critical Dimensions

Dimensions under, **w**, **d** and **h** are actual to the nearest ¹/₁₆"

50", 57" and 64" Tower Internal Dimensions

- Box and M drawer height: 4⁵/₁₆"
- Box and M drawer width: 12¹/₁₆"
- Box and M drawer depth: 18³/₈"
- File drawer height: 9¹/₄"
- File drawer width: 12¹/₁₆"
- File drawer depth: 18³/₈"
- Wide drawer height: 9⁷/₁₆"
- Wide drawer width: 20³/₄"
- Wide drawer depth: 22⁷/₈"

Note: All towers are configured from the top down with standard combinations of box and file drawers.

Note: Template pull wardrobes and cabinet doors utilize a pull and self closing hinge in place of touch latch.

Storage Towers Steel Front - Template Pull

24" Wide Storage Towers

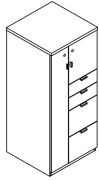
57" High

Series 2 Storage

description	type	w	d	h	lock	pattern no.	P1	P2	P3
57" High Side Access Bookcase with two file drawers with wardrobe (left hand shown)	left hand	23 ⁷ / ₈ "	23 ¹ / ₂ "	56 ³ / ₁₆ "	Y	BT3WSBLH5724FFLS	\$2,567.	\$2,952.	\$3,081.
	right hand	23 ⁷ / ₈ "	23 ¹ / ₂ "	56 ³ / ₁₆ "	Y	BT3WSBRH5724FFLS	2,567.	2,952.	3,081.



57" High tower with two box and two file drawers and door and wardrobe (left hand shown)	left hand	23 ⁷ / ₈ "	23 ¹ / ₂ "	56 ³ / ₁₆ "	Y	BT3WSLH5724BBFFLS	2,748.	3,158.	3,295.
	right hand	23 ⁷ / ₈ "	23 ¹ / ₂ "	56 ³ / ₁₆ "	Y	BT3WSRH5724BBFFLS	2,748.	3,158.	3,295.



Order Code

Example:	BT3SBLH5724BBFLS-117
BT3	Series 2 Steel Front
SB	Side Access Bookcase
LH	Left Hand Access
57	57" High
24	24" Wide
B	Box Drawer
B	Box Drawer
F	File Drawer
L	Locking
117	Soft Grey paint finish

Specification Information

For non-locking towers, deduct as follows from the list price for each unit: Deduct \$30 for (1) lock unit, \$60 for (2) lock unit, and \$75 for a (3) lock unit. Substitute the "L" suffix with an "N" within the pattern number to designate a non-locking unit, example (DT3SLH6424BBFN)

"M" drawers consisting of a box drawer body with a file drawer head are available by substituting any two "B" or any one "F" character within the pattern number, example (DT3SLH6424MFN). Multiple "M" drawers may be specified providing they equal the total modules available.

A 6" drawer, behind a cupboard door is available by adding the numeral 1 to the end of the pattern number, example (DT3SLH6424BBFL1)

Note: 6" drawer behind doors are not available within the wardrobe portion of towers. Drawers behind doors are painted black.

Note: Drawer behind door list pricing is as follows:; 1= \$255

Application Notes

Hanging rails and other accessories are not included and must be ordered separately. Hanging rails are included with 24" and 30" wide lateral drawers only. (See *Tower Accessories for pricing and order entry information*)

Half depth adjustable shelves and coat hooks may be ordered separately allowing the cupboard and wardrobe area of the 15", 24" and 30" wide towers to support binders as well as shorter coats. (See *Tower Accessories for pricing and order entry information*)

- 15" w Side Access and Display towers include (1) lock.
- Single door towers, double door towers, 24" w and 30" w Side Access and Display towers include (2) locks. (Except full-height doors which include (1) lock)
- Front Access (only) towers with wardrobe include (3) locks. (Except full-height doors with wardrobe which include (2) locks)

Critical Dimensions

Dimensions under, **w**, **d** and **h** are actual to the nearest ¹/₁₆"

50", 57" and 64" Tower Internal Dimensions

- Box and M drawer height: 4⁵/₁₆"
- Box and M drawer width: 12¹/₁₆"
- Box and M drawer depth: 18³/₈"
- File drawer height: 9¹/₄"
- File drawer width: 12¹/₁₆"
- File drawer depth: 18³/₈"
- Wide drawer height: 9⁷/₁₆"
- Wide drawer width: 20³/₄"
- Wide drawer depth: 22⁷/₈"

Note: All towers are configured from the top down with standard combinations of box and file drawers.

Note: Template pull wardrobes and cabinet doors utilize a pull and self closing hinge in place of touch latch.

Storage Towers Steel Front - Template Pull

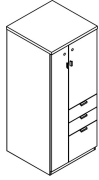
24" Wide Storage Towers

57" High

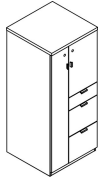
Series 2 Storage

Series 2 Steel Front Storage

description	type	w	d	h	lock	pattern no.	P1	P2	P3
57" High tower with two box and one file drawer and door and wardrobe (left hand shown)	left hand	23 ⁷ / ₈ "	23 ¹ / ₂ "	56 ³ / ₁₆ "	Y	BT3WSLH5724BBFLS	\$2,426.	\$2,790.	\$2,911.
	right hand	23 ⁷ / ₈ "	23 ¹ / ₂ "	56 ³ / ₁₆ "	Y	BT3WSRH5724BBFLS	2,426.	2,790.	2,911.



57" High tower with one box and two file drawers and door and wardrobe (left hand shown)	left hand	23 ⁷ / ₈ "	23 ¹ / ₂ "	56 ³ / ₁₆ "	Y	BT3WSLH5724BBFLS	2,559.	2,943.	3,069.
	right hand	23 ⁷ / ₈ "	23 ¹ / ₂ "	56 ³ / ₁₆ "	Y	BT3WSRH5724BBFLS	2,559.	2,943.	3,069.



Order Code

Example: **BT3SBLH5724BBFLS-117**

BT3	Series 2 Steel Front
SB	Side Access Bookcase
LH	Left Hand Access
57	57" High
24	24" Wide
B	Box Drawer
B	Box Drawer
F	File Drawer
L	Locking
117	Soft Grey paint finish

Specification Information

For non-locking towers, deduct as follows from the list price for each unit: Deduct \$30 for (1) lock unit, \$60 for (2) lock unit, and \$75 for a (3) lock unit. Substitute the "L" suffix with an "N" within the pattern number to designate a non-locking unit, example (DT3SLH6424BBFN)

"M" drawers consisting of a box drawer body with a file drawer head are available by substituting any two "B" or any one "F" character within the pattern number, example (DT3SLH6424MFN). Multiple "M" drawers may be specified providing they equal the total modules available.

A 6" drawer, behind a cupboard door is available by adding the numeral 1 to the end of the pattern number, example (DT3SLH6424BBFL1)

Note: 6" drawer behind doors are not available within the wardrobe portion of towers. Drawers behind doors are painted black.

Note: Drawer behind door list pricing is as follows:; 1= \$255

Application Notes

Hanging rails and other accessories are not included and must be ordered separately. Hanging rails are included with 24" and 30" wide lateral drawers only. (See *Tower Accessories for pricing and order entry information*)

Half depth adjustable shelves and coat hooks may be ordered separately allowing the cupboard and wardrobe area of the 15", 24" and 30" wide towers to support binders as well as shorter coats. (See *Tower Accessories for pricing and order entry information*)

- 15" w Side Access and Display towers include (1) lock.
- Single door towers, double door towers, 24" w and 30" w Side Access and Display towers include (2) locks. (Except full-height doors which include (1) lock)
- Front Access (only) towers with wardrobe include (3) locks. (Except full-height doors with wardrobe which include (2) locks)

Critical Dimensions

Dimensions under, **w**, **d** and **h** are actual to the nearest ¹/₁₆"

50", 57" and 64" Tower Internal Dimensions

- Box and M drawer height: 4⁵/₁₆"
- Box and M drawer width: 12¹/₁₆"
- Box and M drawer depth: 18³/₈"
- File drawer height: 9¹/₄"
- File drawer width: 12¹/₁₆"
- File drawer depth: 18³/₈"
- Wide drawer height: 9⁷/₁₆"
- Wide drawer width: 20³/₄"
- Wide drawer depth: 22⁷/₈"

Note: All towers are configured from the top down with standard combinations of box and file drawers.

Note: Template pull wardrobes and cabinet doors utilize a pull and self closing hinge in place of touch latch.

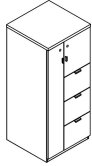
Storage Towers Steel Front - Template Pull

24" Wide Storage Towers

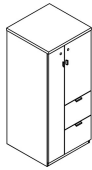
57" High

Series 2 Storage

description	type	w	d	h	lock	pattern no.	P1	P2	P3
57" High tower with three file drawers and door and wardrobe (left hand shown)	left hand	23 ⁷ / ₈ "	23 ¹ / ₂ "	56 ³ / ₁₆ "	Y	BT3WSLH5724FFFLS	\$2,523.	\$2,901.	\$3,024.
	right hand	23 ⁷ / ₈ "	23 ¹ / ₂ "	56 ³ / ₁₆ "	Y	BT3WSRH5724FFFLS	2,523.	2,901.	3,024.



57" High tower with two file drawers and door and wardrobe (left hand shown)	left hand	23 ⁷ / ₈ "	23 ¹ / ₂ "	56 ³ / ₁₆ "	Y	BT3WSLH5724FFFLS	2,266.	2,606.	2,720.
	right hand	23 ⁷ / ₈ "	23 ¹ / ₂ "	56 ³ / ₁₆ "	Y	BT3WSRH5724FFFLS	2,266.	2,606.	2,720.



Order Code

Example:	BT3SBLH5724BBFLS-117
BT3	Series 2 Steel Front
SB	Side Access Bookcase
LH	Left Hand Access
57	57" High
24	24" Wide
B	Box Drawer
B	Box Drawer
F	File Drawer
L	Locking
117	Soft Grey paint finish

Specification Information

For non-locking towers, deduct as follows from the list price for each unit: Deduct \$30 for (1) lock unit, \$60 for (2) lock unit, and \$75 for a (3) lock unit. Substitute the "L" suffix with an "N" within the pattern number to designate a non-locking unit, example (DT3SLH6424BBFN)

"M" drawers consisting of a box drawer body with a file drawer head are available by substituting any two "B" or any one "F" character within the pattern number, example (DT3SLH6424MFN). Multiple "M" drawers may be specified providing they equal the total modules available.

A 6" drawer, behind a cupboard door is available by adding the numeral 1 to the end of the pattern number, example (DT3SLH6424BBFL1)

Note: 6" drawer behind doors are not available within the wardrobe portion of towers. Drawers behind doors are painted black.

Note: Drawer behind door list pricing is as follows:: 1= \$255

Application Notes

Hanging rails and other accessories are not included and must be ordered separately. Hanging rails are included with 24" and 30" wide lateral drawers only. (See *Tower Accessories for pricing and order entry information*)

Half depth adjustable shelves and coat hooks may be ordered separately allowing the cupboard and wardrobe area of the 15", 24" and 30" wide towers to support binders as well as shorter coats. (See *Tower Accessories for pricing and order entry information*)

- 15" w Side Access and Display towers include (1) lock.
- Single door towers, double door towers, 24" w and 30" w Side Access and Display towers include (2) locks. (Except full-height doors which include (1) lock)
- Front Access (only) towers with wardrobe include (3) locks. (Except full-height doors with wardrobe which include (2) locks)

Critical Dimensions

Dimensions under, **w**, **d** and **h** are actual to the nearest ¹/₁₆"

50", 57" and 64" Tower Internal Dimensions

- Box and M drawer height: 4⁵/₁₆"
- Box and M drawer width: 12¹/₁₆"
- Box and M drawer depth: 18³/₈"
- File drawer height: 9¹/₄"
- File drawer width: 12¹/₁₆"
- File drawer depth: 18³/₈"
- Wide drawer height: 9⁹/₁₆"
- Wide drawer width: 20³/₄"
- Wide drawer depth: 22⁷/₈"

Note: All towers are configured from the top down with standard combinations of box and file drawers.

Note: Template pull wardrobes and cabinet doors utilize a pull and self closing hinge in place of touch latch.

Storage Towers Steel Front - Template Pull

24" Wide Storage Towers

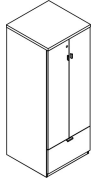
64" High

Series 2 Storage

Series 2 Steel Front Storage

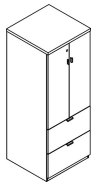
description	type	w	d	h	lock	pattern no.	P1	P2	P3
-------------	------	---	---	---	------	-------------	----	----	----

64" High Double Door tower with one wide drawer



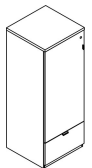
24" and 30" wide double door cabinets may be ordered with a grommet option located in the back of the case by adding a "G" between the 4th and 5th character of the pattern number, example (BT3D**G**6424WLS). Add \$100 list for this option. **Note**, by adding a "G" option, the cabinet will also receive AV hinged doors.

64" High Double Door tower with two wide drawers



24" and 30" wide double door cabinets may be ordered with a grommet option located in the back of the case by adding a "G" between the 4th and 5th character of the pattern number, example (DT3D**G**6424WL). Add \$100 list for this option. **Note**, by adding a "G" option, the cabinet will also receive AV hinged doors.

64" High Single Door tower with wide drawer (left hand shown)



left hand		23 7/8"	23 1/2"	63 5/16"	Y	BT3SLH6424WLS	1,905.	2,189.	2,285.
right hand		23 7/8"	23 1/2"	63 5/16"	Y	BT3SRH6424WLS	1,905.	2,189.	2,285.

Order Code

Example: **BT3SBLH6424BBFLS-117**

BT3	Series 2 Steel Front
SB	Side Access Bookcase
LH	Left Hand Access
64	64" High
24	24" Wide
B	Box Drawer
B	Box Drawer
F	File Drawer
L	Locking
117	Soft Grey paint finish

Specification Information

For non-locking towers, deduct as follows from the list price for each unit: Deduct \$30 for (1) lock unit, \$60 for (2) lock unit, and \$75 for a (3) lock unit. Substitute the "L" suffix with an "N" within the pattern number to designate a non-locking unit, example (DT3SLH6424BBFN)

"M" drawers consisting of a box drawer body with a file drawer head are available by substituting any two "B" or any one "F" character within the pattern number, example (DT3SLH6424MFN). Multiple "M" drawers may be specified providing they equal the total modules available.

A 6" drawer, behind a cupboard door is available by adding the numeral 1 to the end of the pattern number, example (DT3SLH6424BBFL1)

Note: 6" drawer behind doors are not available within the wardrobe portion of towers. Drawers behind doors are painted black.

Note: Drawer behind door list pricing is as follows:; 1= \$255

Application Notes

Hanging rails and other accessories are not included and must be ordered separately. Hanging rails are included with 24" and 30" wide lateral drawers only. (See *Tower Accessories for pricing and order entry information*)

Half depth adjustable shelves and coat hooks may be ordered separately allowing the cupboard and wardrobe area of the 15", 24" and 30" wide towers to support binders as well as shorter coats. (See *Tower Accessories for pricing and order entry information*)

- 15" w Side Access and Display towers include (1) lock.
- Single door towers, double door towers, 24" w and 30" w Side Access and Display towers include (2) locks. (Except full-height doors which include (1) lock)
- Front Access (only) towers with wardrobe include (3) locks. (Except full-height doors with wardrobe which include (2) locks)

Critical Dimensions

Dimensions under, **w**, **d** and **h** are actual to the nearest 1/16"

50", 57" and 64" Tower Internal Dimensions

- Box and M drawer height: 4 5/16"
- Box and M drawer width: 12 1/16"
- Box and M drawer depth: 18 3/8"
- File drawer height: 9 1/4"
- File drawer width: 12 1/16"
- File drawer depth: 18 3/8"
- Wide drawer height: 9 7/16"
- Wide drawer width: 20 3/4"
- Wide drawer depth: 22 7/8"

Note: All towers are configured from the top down with standard combinations of box and file drawers.

Note: Template pull wardrobes and cabinet doors utilize a pull and self closing hinge in place of touch latch.

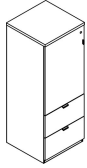
Storage Towers Steel Front - Template Pull

24" Wide Storage Towers

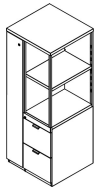
64" High

Series 2 Storage

description	type	w	d	h	lock	pattern no.	P1	P2	P3
64" High Single Door tower with two wide drawers (left hand shown)	left hand	23 7/8"	23 1/2"	63 5/16"	Y	BT3SLH6424WWLS	\$2,281.	\$2,622.	\$2,735.
	right hand	23 7/8"	23 1/2"	63 5/16"	Y	BT3SRH6424WWLS	2,281.	2,622.	2,735.



64" High Display tower with two file drawers and wardrobe (left hand shown)	left hand	23 7/8"	23 1/2"	63 5/16"	Y	BT3WBDLH6424FFLS	2,648.	3,048.	3,179.
	right hand	23 7/8"	23 1/2"	63 5/16"	Y	BT3WBDRH6424FFLS	2,648.	3,048.	3,179.



Order Code

Example:	BT3SBLH6424BBFLS-117
BT3	Series 2 Steel Front
SB	Side Access Bookcase
LH	Left Hand Access
64	64" High
24	24" Wide
B	Box Drawer
B	Box Drawer
F	File Drawer
L	Locking
117	Soft Grey paint finish

Specification Information

For non-locking towers, deduct as follows from the list price for each unit: Deduct \$30 for (1) lock unit, \$60 for (2) lock unit, and \$75 for a (3) lock unit. Substitute the "L" suffix with an "N" within the pattern number to designate a non-locking unit, example (DT3SLH6424BBFN)

"M" drawers consisting of a box drawer body with a file drawer head are available by substituting any two "B" or any one "F" character within the pattern number, example (DT3SLH6424MFN). Multiple "M" drawers may be specified providing they equal the total modules available.

A 6" drawer, behind a cupboard door is available by adding the numeral 1 to the end of the pattern number, example (DT3SLH6424BBFL1)

Note: 6" drawer behind doors are not available within the wardrobe portion of towers. Drawers behind doors are painted black.

Note: Drawer behind door list pricing is as follows:: 1= \$255

Application Notes

Hanging rails and other accessories are not included and must be ordered separately. Hanging rails are included with 24" and 30" wide lateral drawers only. (See *Tower Accessories for pricing and order entry information*)

Half depth adjustable shelves and coat hooks may be ordered separately allowing the cupboard and wardrobe area of the 15", 24" and 30" wide towers to support binders as well as shorter coats. (See *Tower Accessories for pricing and order entry information*)

- 15" w Side Access and Display towers include (1) lock.
- Single door towers, double door towers, 24" w and 30" w Side Access and Display towers include (2) locks. (Except full-height doors which include (1) lock)
- Front Access (only) towers with wardrobe include (3) locks. (Except full-height doors with wardrobe which include (2) locks)

Critical Dimensions

Dimensions under, **w**, **d** and **h** are actual to the nearest 1/16"

50", 57" and 64" Tower Internal Dimensions

- Box and M drawer height: 4 5/16"
- Box and M drawer width: 12 1/16"
- Box and M drawer depth: 18 3/8"
- File drawer height: 9 1/4"
- File drawer width: 12 1/16"
- File drawer depth: 18 3/8"
- Wide drawer height: 9 7/16"
- Wide drawer width: 20 3/4"
- Wide drawer depth: 22 7/8"

Note: All towers are configured from the top down with standard combinations of box and file drawers.

Note: Template pull wardrobes and cabinet doors utilize a pull and self closing hinge in place of touch latch.

Storage Towers Steel Front - Template Pull

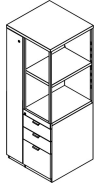
24" Wide Storage Towers

64" High

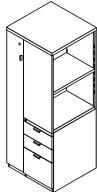
Series 2 Storage

Series 2 Steel Front Storage

description	type	w	d	h	lock	pattern no.	P1	P2	P3
64" High Display tower with two box and one file drawer and wardrobe (left hand shown)	left hand	23 ⁷ / ₈ "	23 ¹ / ₂ "	63 ⁵ / ₁₆ "	Y	BT3WBDLH6424BBFLS	\$2,747.	\$3,158.	\$3,295.
	right hand	23 ⁷ / ₈ "	23 ¹ / ₂ "	63 ⁵ / ₁₆ "	Y	BT3WBDRH6424BBFLS	2,747.	3,158.	3,295.



64" High Side Access Bookcase with two box and one file drawer with wardrobe (left hand shown)	left hand	23 ⁷ / ₈ "	23 ¹ / ₂ "	63 ⁵ / ₁₆ "	Y	BT3WSBLH6424BBFLS	2,720.	3,127.	3,263.
	right hand	23 ⁷ / ₈ "	23 ¹ / ₂ "	63 ⁵ / ₁₆ "	Y	BT3WSBRH6424BBFLS	2,720.	3,127.	3,263.



Order Code

Example:	BT3SBLH6424BBFLS-117
BT3	Series 2 Steel Front
SB	Side Access Bookcase
LH	Left Hand Access
64	64" High
24	24" Wide
B	Box Drawer
B	Box Drawer
F	File Drawer
L	Locking
117	Soft Grey paint finish

Specification Information

For non-locking towers, deduct as follows from the list price for each unit: Deduct \$30 for (1) lock unit, \$60 for (2) lock unit, and \$75 for a (3) lock unit. Substitute the "L" suffix with an "N" within the pattern number to designate a non-locking unit, example (DT3SLH6424BBFN)

"M" drawers consisting of a box drawer body with a file drawer head are available by substituting any two "B" or any one "F" character within the pattern number, example (DT3SLH6424MFN). Multiple "M" drawers may be specified providing they equal the total modules available.

A 6" drawer, behind a cupboard door is available by adding the numeral 1 to the end of the pattern number, example (DT3SLH6424BBFL1)

Note: 6" drawer behind doors are not available within the wardrobe portion of towers. Drawers behind doors are painted black.

Note: Drawer behind door list pricing is as follows:; 1= \$255

Application Notes

Hanging rails and other accessories are not included and must be ordered separately. Hanging rails are included with 24" and 30" wide lateral drawers only. (See *Tower Accessories for pricing and order entry information*)

Half depth adjustable shelves and coat hooks may be ordered separately allowing the cupboard and wardrobe area of the 15", 24" and 30" wide towers to support binders as well as shorter coats. (See *Tower Accessories for pricing and order entry information*)

- 15" w Side Access and Display towers include (1) lock.
- Single door towers, double door towers, 24" w and 30" w Side Access and Display towers include (2) locks. (Except full-height doors which include (1) lock)
- Front Access (only) towers with wardrobe include (3) locks. (Except full-height doors with wardrobe which include (2) locks)

Critical Dimensions

Dimensions under, **w**, **d** and **h** are actual to the nearest ¹/₁₆"

50", 57" and 64" Tower Internal Dimensions

- Box and M drawer height: 4⁵/₁₆"
- Box and M drawer width: 12¹/₁₆"
- Box and M drawer depth: 18³/₈"
- File drawer height: 9¹/₄"
- File drawer width: 12¹/₁₆"
- File drawer depth: 18³/₈"
- Wide drawer height: 9⁷/₁₆"
- Wide drawer width: 20³/₄"
- Wide drawer depth: 22⁷/₈"

Note: All towers are configured from the top down with standard combinations of box and file drawers.

Note: Template pull wardrobes and cabinet doors utilize a pull and self closing hinge in place of touch latch.

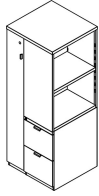
Storage Towers Steel Front - Template Pull

24" Wide Storage Towers

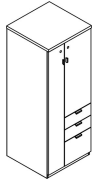
64" High

Series 2 Storage

description	type	w	d	h	lock	pattern no.	P1	P2	P3
64" High Side Access Bookcase with two file drawers with wardrobe (left hand shown)	left hand	23 ⁷ / ₈ "	23 ¹ / ₂ "	63 ⁵ / ₁₆ "	Y	BT3WSBLH6424FFLS	\$2,625.	\$3,020.	\$3,153.
	right hand	23 ⁷ / ₈ "	23 ¹ / ₂ "	63 ⁵ / ₁₆ "	Y	BT3WSBRH6424FFLS	2,625.	3,020.	3,153.



64" High tower with two box and one file drawer and door and wardrobe (left hand shown)	left hand	23 ⁷ / ₈ "	23 ¹ / ₂ "	63 ⁵ / ₁₆ "	Y	BT3WSLH6424BBFLS	2,442.	2,809.	2,932.
	right hand	23 ⁷ / ₈ "	23 ¹ / ₂ "	63 ⁵ / ₁₆ "	Y	BT3WSRH6424BBFLS	2,442.	2,809.	2,932.



Order Code

Example:	BT3SBLH6424BBFLS-117
BT3	Series 2 Steel Front
SB	Side Access Bookcase
LH	Left Hand Access
64	64" High
24	24" Wide
B	Box Drawer
B	Box Drawer
F	File Drawer
L	Locking
117	Soft Grey paint finish

Specification Information

For non-locking towers, deduct as follows from the list price for each unit: Deduct \$30 for (1) lock unit, \$60 for (2) lock unit, and \$75 for a (3) lock unit. Substitute the "L" suffix with an "N" within the pattern number to designate a non-locking unit, example (DT3SLH6424BBFN)

"M" drawers consisting of a box drawer body with a file drawer head are available by substituting any two "B" or any one "F" character within the pattern number, example (DT3SLH6424MFN). Multiple "M" drawers may be specified providing they equal the total modules available.

A 6" drawer, behind a cupboard door is available by adding the numeral 1 to the end of the pattern number, example (DT3SLH6424BBFL1)

Note: 6" drawer behind doors are not available within the wardrobe portion of towers. Drawers behind doors are painted black.

Note: Drawer behind door list pricing is as follows:; 1= \$255

Application Notes

Hanging rails and other accessories are not included and must be ordered separately. Hanging rails are included with 24" and 30" wide lateral drawers only. (See *Tower Accessories for pricing and order entry information*)

Half depth adjustable shelves and coat hooks may be ordered separately allowing the cupboard and wardrobe area of the 15", 24" and 30" wide towers to support binders as well as shorter coats. (See *Tower Accessories for pricing and order entry information*)

- 15" w Side Access and Display towers include (1) lock.
- Single door towers, double door towers, 24" w and 30" w Side Access and Display towers include (2) locks. (Except full-height doors which include (1) lock)
- Front Access (only) towers with wardrobe include (3) locks. (Except full-height doors with wardrobe which include (2) locks)

Critical Dimensions

Dimensions under, **w**, **d** and **h** are actual to the nearest ¹/₁₆"

50", 57" and 64" Tower Internal Dimensions

- Box and M drawer height: 4⁵/₁₆"
- Box and M drawer width: 12¹/₁₆"
- Box and M drawer depth: 18³/₈"
- File drawer height: 9¹/₄"
- File drawer width: 12¹/₁₆"
- File drawer depth: 18³/₈"
- Wide drawer height: 9³/₄"
- Wide drawer width: 20³/₄"
- Wide drawer depth: 22⁷/₈"

Note: All towers are configured from the top down with standard combinations of box and file drawers.

Note: Template pull wardrobes and cabinet doors utilize a pull and self closing hinge in place of touch latch.

Storage Towers Steel Front - Template Pull

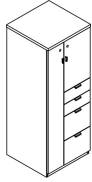
24" Wide Storage Towers

64" High

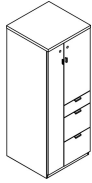
Series 2 Storage

Series 2 Steel Front Storage

description	type	w	d	h	lock	pattern no.	P1	P2	P3
64" High tower with two box and two file drawers and door and wardrobe (left hand shown)	left hand	23 7/8"	23 1/2"	63 5/16"	Y	BT3WSLH6424BBFFLS	\$2,806.	\$3,226.	\$3,365.
	right hand	23 7/8"	23 1/2"	63 5/16"	Y	BT3WSRH6424BBFFLS	2,806.	3,226.	3,365.



64" High tower with one box and two file drawers and door and wardrobe (left hand shown)	left hand	23 7/8"	23 1/2"	63 5/16"	Y	BT3WSLH6424BBFFLS	2,596.	2,985.	3,116.
	right hand	23 7/8"	23 1/2"	63 5/16"	Y	BT3WSRH6424BBFFLS	2,596.	2,985.	3,116.



Order Code

Example: **BT3SBLH6424BBFFLS-117**

BT3	Series 2 Steel Front
SB	Side Access Bookcase
LH	Left Hand Access
64	64" High
24	24" Wide
B	Box Drawer
B	Box Drawer
F	File Drawer
L	Locking
117	Soft Grey paint finish

Specification Information

For non-locking towers, deduct as follows from the list price for each unit: Deduct \$30 for (1) lock unit, \$60 for (2) lock unit, and \$75 for a (3) lock unit. Substitute the "L" suffix with an "N" within the pattern number to designate a non-locking unit, example (DT3SLH6424BBFN)

"M" drawers consisting of a box drawer body with a file drawer head are available by substituting any two "B" or any one "F" character within the pattern number, example (DT3SLH6424MFN). Multiple "M" drawers may be specified providing they equal the total modules available.

A 6" drawer, behind a cupboard door is available by adding the numeral 1 to the end of the pattern number, example (DT3SLH6424BBFL1)

Note: 6" drawer behind doors are not available within the wardrobe portion of towers. Drawers behind doors are painted black.

Note: Drawer behind door list pricing is as follows:; 1= \$255

Application Notes

Hanging rails and other accessories are not included and must be ordered separately. Hanging rails are included with 24" and 30" wide lateral drawers only. (See *Tower Accessories for pricing and order entry information*)

Half depth adjustable shelves and coat hooks may be ordered separately allowing the cupboard and wardrobe area of the 15", 24" and 30" wide towers to support binders as well as shorter coats. (See *Tower Accessories for pricing and order entry information*)

- 15" w Side Access and Display towers include (1) lock.
- Single door towers, double door towers, 24" w and 30" w Side Access and Display towers include (2) locks. (Except full-height doors which include (1) lock)
- Front Access (only) towers with wardrobe include (3) locks. (Except full-height doors with wardrobe which include (2) locks)

Critical Dimensions

Dimensions under, **w**, **d** and **h** are actual to the nearest 1/16"

50", 57" and 64" Tower Internal Dimensions

- Box and M drawer height: 4 5/16"
- Box and M drawer width: 12 1/16"
- Box and M drawer depth: 18 3/8"
- File drawer height: 9 1/4"
- File drawer width: 12 1/16"
- File drawer depth: 18 3/8"
- Wide drawer height: 9 3/16"
- Wide drawer width: 20 3/4"
- Wide drawer depth: 22 7/8"

Note: All towers are configured from the top down with standard combinations of box and file drawers.

Note: Template pull wardrobes and cabinet doors utilize a pull and self closing hinge in place of touch latch.

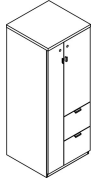
Storage Towers Steel Front - Template Pull

24" Wide Storage Towers

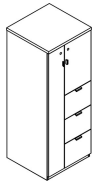
64" High

Series 2 Storage

description	type	w	d	h	lock	pattern no.	P1	P2	P3
64" High tower with two file drawers and door and wardrobe (left hand shown)	left hand	23 ⁷ / ₈ "	23 ¹ / ₂ "	63 ⁵ / ₁₆ "	Y	BT3WSLH6424FFLS	\$2,332.	\$2,683.	\$2,799.
	right hand	23 ⁷ / ₈ "	23 ¹ / ₂ "	63 ⁵ / ₁₆ "	Y	BT3WSRH6424FFLS	2,332.	2,683.	2,799.



64" High tower with three file drawers and door and wardrobe (left hand shown)	left hand	23 ⁷ / ₈ "	23 ¹ / ₂ "	63 ⁵ / ₁₆ "	Y	BT3WSLH6424FFFLS	2,583.	2,969.	3,098.
	right hand	23 ⁷ / ₈ "	23 ¹ / ₂ "	63 ⁵ / ₁₆ "	Y	BT3WSRH6424FFFLS	2,583.	2,969.	3,098.



Order Code

Example:	BT3SBLH6424BBFLS-117
BT3	Series 2 Steel Front
SB	Side Access Bookcase
LH	Left Hand Access
64	64" High
24	24" Wide
B	Box Drawer
B	Box Drawer
F	File Drawer
L	Locking
117	Soft Grey paint finish

Specification Information

For non-locking towers, deduct as follows from the list price for each unit: Deduct \$30 for (1) lock unit, \$60 for (2) lock unit, and \$75 for a (3) lock unit. Substitute the "L" suffix with an "N" within the pattern number to designate a non-locking unit, example (DT3SLH6424BBFN)

"M" drawers consisting of a box drawer body with a file drawer head are available by substituting any two "B" or any one "F" character within the pattern number, example (DT3SLH6424MFN). Multiple "M" drawers may be specified providing they equal the total modules available.

A 6" drawer, behind a cupboard door is available by adding the numeral 1 to the end of the pattern number, example (DT3SLH6424BBFL1)

Note: 6" drawer behind doors are not available within the wardrobe portion of towers. Drawers behind doors are painted black.

Note: Drawer behind door list pricing is as follows:: 1= \$255

Application Notes

Hanging rails and other accessories are not included and must be ordered separately. Hanging rails are included with 24" and 30" wide lateral drawers only. (See *Tower Accessories for pricing and order entry information*)

Half depth adjustable shelves and coat hooks may be ordered separately allowing the cupboard and wardrobe area of the 15", 24" and 30" wide towers to support binders as well as shorter coats. (See *Tower Accessories for pricing and order entry information*)

- 15" w Side Access and Display towers include (1) lock.
- Single door towers, double door towers, 24" w and 30" w Side Access and Display towers include (2) locks. (Except full-height doors which include (1) lock)
- Front Access (only) towers with wardrobe include (3) locks. (Except full-height doors with wardrobe which include (2) locks)

Critical Dimensions

Dimensions under, **w**, **d** and **h** are actual to the nearest ¹/₁₆"

50", 57" and 64" Tower Internal Dimensions

- Box and M drawer height: 4⁵/₁₆"
- Box and M drawer width: 12¹/₁₆"
- Box and M drawer depth: 18³/₈"
- File drawer height: 9¹/₄"
- File drawer width: 12¹/₁₆"
- File drawer depth: 18³/₈"
- Wide drawer height: 9⁷/₁₆"
- Wide drawer width: 20³/₄"
- Wide drawer depth: 22⁷/₈"

Note: All towers are configured from the top down with standard combinations of box and file drawers.

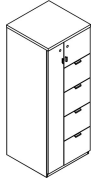
Note: Template pull wardrobes and cabinet doors utilize a pull and self closing hinge in place of touch latch.

Storage Towers Steel Front - Template Pull

24" Wide Storage Towers

64" High

description	type	w	d	h	lock	pattern no.	P1	P2	P3
64" High tower with four file drawers and door and wardrobe (left hand shown)	left hand	23 7/8"	23 1/2"	63 7/16"	Y	BT3WSLH6424FFFLS	\$2,844.	\$3,269.	\$3,409.
	right hand	23 7/8"	23 1/2"	63 7/16"	Y	BT3WSRH6424FFFLS	2,844.	3,269.	3,409.



Order Code

Example:	BT3SBLH6424BBFLS-117
BT3	Series 2 Steel Front
SB	Side Access Bookcase
LH	Left Hand Access
64	64" High
24	24" Wide
B	Box Drawer
B	Box Drawer
F	File Drawer
L	Locking
117	Soft Grey paint finish

Specification Information

For non-locking towers, deduct as follows from the list price for each unit: Deduct \$30 for (1) lock unit, \$60 for (2) lock unit, and \$75 for a (3) lock unit. Substitute the "L" suffix with an "N" within the pattern number to designate a non-locking unit, example (DT3SLH6424BBFN)

"M" drawers consisting of a box drawer body with a file drawer head are available by substituting any two "B" or any one "F" character within the pattern number, example (DT3SLH6424MFN). Multiple "M" drawers may be specified providing they equal the total modules available.

A 6" drawer, behind a cupboard door is available by adding the numeral 1 to the end of the pattern number, example (DT3SLH6424BBFL1)

Note: 6" drawer behind doors are not available within the wardrobe portion of towers. Drawers behind doors are painted black.

Note: Drawer behind door list pricing is as follows:: 1= \$255

Application Notes

Hanging rails and other accessories are not included and must be ordered separately. Hanging rails are included with 24" and 30" wide lateral drawers only. (See *Tower Accessories for pricing and order entry information*)

Half depth adjustable shelves and coat hooks may be ordered separately allowing the cupboard and wardrobe area of the 15", 24" and 30" wide towers to support binders as well as shorter coats. (See *Tower Accessories for pricing and order entry information*)

- 15" w Side Access and Display towers include (1) lock.
- Single door towers, double door towers, 24" w and 30" w Side Access and Display towers include (2) locks. (Except full-height doors which include (1) lock)
- Front Access (only) towers with wardrobe include (3) locks. (Except full-height doors with wardrobe which include (2) locks)

Critical Dimensions

Dimensions under, **w**, **d** and **h** are actual to the nearest 1/16"

50", 57" and 64" Tower Internal Dimensions

- Box and M drawer height: 4 5/16"
- Box and M drawer width: 12 1/16"
- Box and M drawer depth: 18 3/8"
- File drawer height: 9 1/4"
- File drawer width: 12 1/16"
- File drawer depth: 18 3/8"
- Wide drawer height: 9 7/16"
- Wide drawer width: 20 3/4"
- Wide drawer depth: 22 7/8"

Note: All towers are configured from the top down with standard combinations of box and file drawers.

Note: Template pull wardrobes and cabinet doors utilize a pull and self closing hinge in place of touch latch.

Storage Towers Steel Front - Template Pull

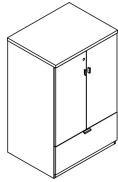
30" Wide Storage Towers

50" High

Series 2 Storage

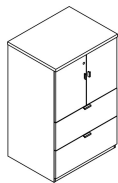
description	type	w	d	h	lock	pattern no.	P1	P2	P3
-------------	------	---	---	---	------	-------------	----	----	----

50" High Double Door tower with one wide drawer



24" and 30" wide double door cabinets may be ordered with a grommet option located in the back of the case by adding a "G" between the 4th and 5th character of the pattern number, example (BT3DG6424WLS). Add \$100 list for this option. **Note**, by adding a "G" option, the cabinet will also receive AV hinged doors.

50" High Double Door tower with two wide drawers



24" and 30" wide double door cabinets may be ordered with a grommet option located in the back of the case by adding a "G" between the 4th and 5th character of the pattern number, example (BT3DG6424WLS). Add \$100 list for this option. **Note**, by adding a "G" option, the cabinet will also receive AV hinged doors.

Order Code	Specification Information	Application Notes	Critical Dimensions
Example: BT3WSLH5030BBFLS-117	For non-locking towers, deduct as follows from the list price for each unit: Deduct \$30 for (1) lock unit, \$60 for (2) lock unit, and \$75 for a (3) lock unit. Substitute the "L" suffix with an "N" within the pattern number to designate a non-locking unit, example (DT3WSLH5030BBFN)	Note: 6" drawers behind doors are not available within the wardrobe portion of towers. Drawers behind doors are painted black. Note: Drawers behind doors list prices are as follows: 1= \$255	Dimensions under, w , d and h are actual to the nearest 1/16"
BT3 Series 2 Steel Front		Application Notes	50", 57" and 64" Tower Internal Dimensions
WS Wardrobe and Single Door		Hanging rails and other accessories are not included and must be ordered separately. Hanging rails are included with 24" and 30" wide lateral drawers only. (See <i>Tower Accessories for pricing and order entry information</i>)	<ul style="list-style-type: none"> Box and M drawer height: 4 5/16" Box and M drawer width: 12 1/16" Box and M drawer depth: 18 3/8" File drawer height: 9 1/4" File drawer width: 12 1/16" File drawer depth: 18 3/8" Wide drawer height: 9 9/16" Wide drawer width: 20 3/4" Wide drawer depth: 22 7/8"
LH Left Hand Access		Half depth adjustable shelves and coat hooks may be ordered separately allowing the cupboard and wardrobe area of the 15", 24" and 30" wide towers to support binders as well as shorter coats. (See <i>Tower Accessories for pricing and order entry information</i>)	Note: All towers are configured from the top down with standard combinations of box and file drawers.
50 50" High			Note: Template pull wardrobes and cabinet doors utilize a pull and self closing hinge in place of touch latch.
30 30" Wide			
B Box Drawer	"M" drawers consisting of a box drawer body with a file drawer head are available by substituting any two "B" or any one "F" character within the pattern number, example (DT3WSLH5030MFN). Multiple "M" drawers may be specified providing they equal the total modules available. A 6" drawer, behind a cupboard door is available by adding the numeral 1 to the end of the pattern number, example (DT3WSLH6430BBFL1)		
B Box Drawer			
F File Drawer			
L Locking			
117 Soft Grey paint finish	<ul style="list-style-type: none"> 15" w Side Access and Display towers include (1) lock. Single door towers, double door towers, 24" w and 30" w Side Access and Display towers include (2) locks. (Except full-height doors which include (1) lock) Front Access (only) towers with wardrobe include (3) locks. (Except full-height doors with wardrobe which include (2) locks) 		

Storage Towers Steel Front - Template Pull

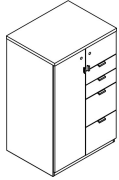
30" Wide Storage Towers

50" High

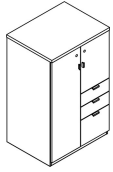
Series 2 Storage

Series 2 Steel Front Storage

description	type	w	d	h	lock	pattern no.	P1	P2	P3
50" High tower with two box and two file drawers and door and wardrobe (left hand shown)	left hand	29 ⁷ / ₈ "	23 ¹ / ₂ "	48 ⁵ / ₁₆ "	Y	BT3WSLH5030BBFFLS	\$2,731.	\$3,138.	\$3,276.
	right hand	29 ⁷ / ₈ "	23 ¹ / ₂ "	48 ⁵ / ₁₆ "	Y	BT3WSRH5030BBFFLS	2,731.	3,138.	3,276.



50" High tower with two box and one file drawer and door and wardrobe (left hand shown)	left hand	29 ⁷ / ₈ "	23 ¹ / ₂ "	48 ⁵ / ₁₆ "	Y	BT3WSLH5030BBFFLS	2,464.	2,832.	2,955.
	right hand	29 ⁷ / ₈ "	23 ¹ / ₂ "	48 ⁵ / ₁₆ "	Y	BT3WSRH5030BBFFLS	2,464.	2,832.	2,955.



Order Code	Specification Information	Application Notes	Critical Dimensions
Example: BT3WSLH5030BBFFLS-117	<p>For non-locking towers, deduct as follows from the list price for each unit: Deduct \$30 for (1) lock unit, \$60 for (2) lock unit, and \$75 for a (3) lock unit. Substitute the "L" suffix with an "N" within the pattern number to designate a non-locking unit, example (DT3WSLH5030BBFN)</p> <p>"M" drawers consisting of a box drawer body with a file drawer head are available by substituting any two "B" or any one "F" character within the pattern number, example (DT3WSLH5030MFN). Multiple "M" drawers may be specified providing they equal the total modules available. A 6" drawer, behind a cupboard door is available by adding the numeral 1 to the end of the pattern number, example (DT3WSLH6430BBFL1)</p> <ul style="list-style-type: none"> 15" w Side Access and Display towers include (1) lock. Single door towers, double door towers, 24" w and 30" w Side Access and Display towers include (2) locks. (Except full-height doors which include (1) lock) Front Access (only) towers with wardrobe include (3) locks. (Except full-height doors with wardrobe which include (2) locks) 	<p>Note: 6" drawers behind doors are not available within the wardrobe portion of towers. Drawers behind doors are painted black.</p> <p>Note: Drawers behind doors list prices are as follows: 1= \$255</p> <p>Application Notes</p> <p>Hanging rails and other accessories are not included and must be ordered separately. Hanging rails are included with 24" and 30" wide lateral drawers only. (See <i>Tower Accessories for pricing and order entry information</i>)</p> <p>Half depth adjustable shelves and coat hooks may be ordered separately allowing the cupboard and wardrobe area of the 15", 24" and 30" wide towers to support binders as well as shorter coats. (See <i>Tower Accessories for pricing and order entry information</i>)</p>	<p>Dimensions under, w, d and h are actual to the nearest ¹/₁₆"</p> <p>50", 57" and 64" Tower Internal Dimensions</p> <ul style="list-style-type: none"> Box and M drawer height: 4⁵/₁₆" Box and M drawer width: 12¹/₁₆" Box and M drawer depth: 18³/₈" File drawer height: 9¹/₄" File drawer width: 12¹/₁₆" File drawer depth: 18³/₈" Wide drawer height: 9⁹/₁₆" Wide drawer width: 20³/₄" Wide drawer depth: 22⁷/₈" <p>Note: All towers are configured from the top down with standard combinations of box and file drawers.</p> <p>Note: Template pull wardrobes and cabinet doors utilize a pull and self closing hinge in place of touch latch.</p>
BT3 Series 2 Steel Front			
WS Wardrobe and Single Door			
LH Left Hand Access			
50 50" High			
30 30" Wide			
B Box Drawer			
B Box Drawer			
F File Drawer			
L Locking			
117 Soft Grey paint finish			

Storage Towers Steel Front - Template Pull

30" Wide Storage Towers

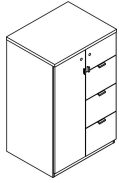
50" High

Series 2 Storage

description	type	w	d	h	lock	pattern no.	P1	P2	P3
50" High tower with one box and two file drawers and door and wardrobe (left hand shown)	left hand	29 ⁷ / ₈ "	23 ¹ / ₂ "	48 ⁵ / ₁₆ "	Y	BT3WSLH5030BFFLS	\$2,487.	\$2,860.	\$2,984.
	right hand	29 ⁷ / ₈ "	23 ¹ / ₂ "	48 ⁵ / ₁₆ "	Y	BT3WSRH5030BFFLS	2,487.	2,860.	2,984.



50" High tower with three file drawers and door and wardrobe (left hand shown)	left hand	29 ⁷ / ₈ "	23 ¹ / ₂ "	48 ⁵ / ₁₆ "	Y	BT3WSLH5030FFFLS	2,508.	2,883.	3,010.
	right hand	29 ⁷ / ₈ "	23 ¹ / ₂ "	48 ⁵ / ₁₆ "	Y	BT3WSRH5030FFFLS	2,508.	2,883.	3,010.



Order Code	Specification Information	Application Notes	Critical Dimensions
Example: BT3WSLH5030BBFLS-117	For non-locking towers, deduct as follows from the list price for each unit: Deduct \$30 for (1) lock unit, \$60 for (2) lock unit, and \$75 for a (3) lock unit. Substitute the "L" suffix with an "N" within the pattern number to designate a non-locking unit, example (DT3WSLH5030BBFN)	Note: 6" drawers behind doors are not available within the wardrobe portion of towers. Drawers behind doors are painted black.	Dimensions under, w , d and h are actual to the nearest ¹ / ₁₆ "
BT3 Series 2 Steel Front		Note: Drawers behind doors list prices are as follows: 1= \$255	50", 57" and 64" Tower Internal Dimensions
WS Wardrobe and Single Door		Application Notes	<ul style="list-style-type: none"> Box and M drawer height: 4⁵/₁₆" Box and M drawer width: 12¹/₁₆" Box and M drawer depth: 18³/₈" File drawer height: 9¹/₄" File drawer width: 12¹/₁₆" File drawer depth: 18³/₈" Wide drawer height: 9⁹/₁₆" Wide drawer width: 20³/₄" Wide drawer depth: 22⁷/₈"
LH Left Hand Access		Hanging rails and other accessories are not included and must be ordered separately. Hanging rails are included with 24" and 30" wide lateral drawers only. (See <i>Tower Accessories for pricing and order entry information</i>)	Note: All towers are configured from the top down with standard combinations of box and file drawers.
50 50" High		Half depth adjustable shelves and coat hooks may be ordered separately allowing the cupboard and wardrobe area of the 15", 24" and 30" wide towers to support binders as well as shorter coats. (See <i>Tower Accessories for pricing and order entry information</i>)	Note: Template pull wardrobes and cabinet doors utilize a pull and self closing hinge in place of touch latch.
30 30" Wide			
B Box Drawer	"M" drawers consisting of a box drawer body with a file drawer head are available by substituting any two "B" or any one "F" character within the pattern number, example (DT3WSLH5030MFN). Multiple "M" drawers may be specified providing they equal the total modules available. A 6" drawer, behind a cupboard door is available by adding the numeral 1 to the end of the pattern number, example (DT3WSLH6430BBFL1)		
B Box Drawer			
F File Drawer			
L Locking			
117 Soft Grey paint finish	<ul style="list-style-type: none"> 15" w Side Access and Display towers include (1) lock. Single door towers, double door towers, 24" w and 30" w Side Access and Display towers include (2) locks. (Except full-height doors which include (1) lock) Front Access (only) towers with wardrobe include (3) locks. (Except full-height doors with wardrobe which include (2) locks) 		

Storage Towers Steel Front - Template Pull

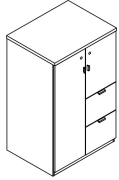
30" Wide Storage Towers

50" High

Series 2 Storage

Series 2 Steel Front Storage

description	type	w	d	h	lock	pattern no.	P1	P2	P3
50" High tower with two file drawers and door and wardrobe (left hand shown)	left hand	29 ⁷ / ₈ "	23 1/2"	48 ⁵ / ₁₆ "	Y	BT3WSLH5030FFLS	\$2,277.	\$2,621.	\$2,735.
	right hand	29 ⁷ / ₈ "	23 1/2"	48 ⁵ / ₁₆ "	Y	BT3WSRH5030FFLS	2,277.	2,621.	2,735.



Order Code	Specification Information	Application Notes	Critical Dimensions	
Example: BT3WSLH5030BBFLS-117	<p>For non-locking towers, deduct as follows from the list price for each unit: Deduct \$30 for (1) lock unit, \$60 for (2) lock unit, and \$75 for a (3) lock unit. Substitute the "L" suffix with an "N" within the pattern number to designate a non-locking unit, example (DT3WSLH5030BBFN)</p> <p>"M" drawers consisting of a box drawer body with a file drawer head are available by substituting any two "B" or any one "F" character within the pattern number, example (DT3WSLH5030MFN). Multiple "M" drawers may be specified providing they equal the total modules available. A 6" drawer, behind a cupboard door is available by adding the numeral 1 to the end of the pattern number, example (DT3WSLH6430BBFL1)</p> <ul style="list-style-type: none"> 15" w Side Access and Display towers include (1) lock. Single door towers, double door towers, 24" w and 30" w Side Access and Display towers include (2) locks. (Except full-height doors which include (1) lock) Front Access (only) towers with wardrobe include (3) locks. (Except full-height doors with wardrobe which include (2) locks) 	<p>Note: 6" drawers behind doors are not available within the wardrobe portion of towers. Drawers behind doors are painted black.</p> <p>Note: Drawers behind doors list prices are as follows: 1= \$255</p>	<p>Dimensions under, w, d and h are actual to the nearest 1/16"</p> <p>50", 57" and 64" Tower Internal Dimensions</p> <ul style="list-style-type: none"> Box and M drawer height: 4⁵/₁₆" Box and M drawer width: 12¹/₁₆" Box and M drawer depth: 18³/₈" File drawer height: 9¹/₄" File drawer width: 12¹/₁₆" File drawer depth: 18³/₈" Wide drawer height: 9⁹/₁₆" Wide drawer width: 20³/₄" Wide drawer depth: 22⁷/₈" <p>Note: All towers are configured from the top down with standard combinations of box and file drawers.</p> <p>Note: Template pull wardrobes and cabinet doors utilize a pull and self closing hinge in place of touch latch.</p>	
BT3 Series 2 Steel Front				<p>Application Notes</p> <p>Hanging rails and other accessories are not included and must be ordered separately. Hanging rails are included with 24" and 30" wide lateral drawers only. (See <i>Tower Accessories for pricing and order entry information</i>)</p> <p>Half depth adjustable shelves and coat hooks may be ordered separately allowing the cupboard and wardrobe area of the 15", 24" and 30" wide towers to support binders as well as shorter coats. (See <i>Tower Accessories for pricing and order entry information</i>)</p>
WS Wardrobe and Single Door				
LH Left Hand Access				
50 50" High				
30 30" Wide				
B Box Drawer				
B Box Drawer				
F File Drawer				
L Locking				
117 Soft Grey paint finish				

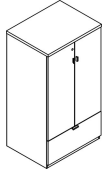
Storage Towers Steel Front - Template Pull

30" Wide Storage Towers

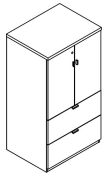
57" High

Series 2 Storage

description	type	w	d	h	lock	pattern no.	P1	P2	P3
57" High Double Door tower with one wide drawer		29 ⁷ / ₈ "	23 ¹ / ₂ "	56 ³ / ₁₆ "	Y	BT3D5730WLS	\$2,541.	\$2,922.	\$3,048.



57" High Double Door tower with two wide drawers		29 ⁷ / ₈ "	23 ¹ / ₂ "	56 ³ / ₁₆ "	Y	BT3D5730WWLS	3,095.	3,558.	3,712.
--	--	----------------------------------	----------------------------------	-----------------------------------	---	---------------------	--------	--------	--------



Order Code	Specification Information	Application Notes	Critical Dimensions
Example: BT3WSLH5730BBFLS-117	For non-locking towers, deduct as follows from the list price for each unit: Deduct \$30 for (1) lock unit, \$60 for (2) lock unit, and \$75 for a (3) lock unit. Substitute the "L" suffix with an "N" within the pattern number to designate a non-locking unit, example (DT3WSLH5030BBFN)	Note: 6" drawers behind doors are not available within the wardrobe portion of towers. Drawers behind doors are painted black.	Dimensions under, w , d and h are actual to the nearest ¹ / ₁₆ "
BT3 Series 2 Steel Front		Note: Drawers behind doors list prices are as follows: 1= \$255	50", 57" and 64" Tower Internal Dimensions
WS Wardrobe and Single Door		Application Notes	<ul style="list-style-type: none"> Box and M drawer height: 4⁵/₁₆" Box and M drawer width: 12¹/₁₆" Box and M drawer depth: 18³/₈" File drawer height: 9¹/₄" File drawer width: 12¹/₁₆" File drawer depth: 18³/₈" Wide drawer height: 9⁷/₁₆" Wide drawer width: 20³/₄" Wide drawer depth: 22⁷/₈"
LH Left Hand Access		Hanging rails and other accessories are not included and must be ordered separately. Hanging rails are included with 24" and 30" wide lateral drawers only. (See <i>Tower Accessories for pricing and order entry information</i>)	Note: All towers are configured from the top down with standard combinations of box and file drawers.
57 57" High		Half depth adjustable shelves and coat hooks may be ordered separately allowing the cupboard and wardrobe area of the 15", 24" and 30" wide towers to support binders as well as shorter coats. (See <i>Tower Accessories for pricing and order entry information</i>)	Note: Template pull wardrobes and cabinet doors utilize a pull and self closing hinge in place of touch latch.
30 30" Wide			
B Box Drawer	"M" drawers consisting of a box drawer body with a file drawer head are available by substituting any two "B" or any one "F" character within the pattern number, example (DT3WSLH5030MFN). Multiple "M" drawers may be specified providing they equal the total modules available. A 6" drawer, behind a cupboard door is available by adding the numeral 1 to the end of the pattern number, example (DT3WSLH6430BBFL1)		
B Box Drawer			
F File Drawer			
L Locking			
117 Soft Grey paint finish	<ul style="list-style-type: none"> 15" w Side Access and Display towers include (1) lock. Single door towers, double door towers, 24" w and 30" w Side Access and Display towers include (2) locks. (Except full-height doors which include (1) lock) Front Access (only) towers with wardrobe include (3) locks. (Except full-height doors with wardrobe which include (2) locks) 		

Storage Towers Steel Front - Template Pull

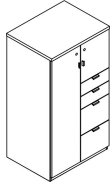
30" Wide Storage Towers

57" High

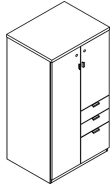
Series 2 Storage

Series 2 Steel Front Storage

description	type	w	d	h	lock	pattern no.	P1	P2	P3
57" High tower with two box and two file drawers and door and wardrobe (left hand shown)	left hand	29 ⁷ / ₈ "	23 ¹ / ₂ "	56 ³ / ₁₆ "	Y	BT3WSLH5730BBFELS	\$2,799.	\$3,221.	\$3,361.
	right hand	29 ⁷ / ₈ "	23 ¹ / ₂ "	56 ³ / ₁₆ "	Y	BT3WSRH5730BBFELS	2,799.	3,221.	3,361.



57" High tower with two box and one file drawer and door and wardrobe (left hand shown)	left hand	29 ⁷ / ₈ "	23 ¹ / ₂ "	56 ³ / ₁₆ "	Y	BT3WSLH5730BBFELS	2,581.	2,966.	3,094.
	right hand	29 ⁷ / ₈ "	23 ¹ / ₂ "	56 ³ / ₁₆ "	Y	BT3WSRH5730BBFELS	2,581.	2,966.	3,094.



Order Code	Specification Information	Application Notes	Critical Dimensions
Example: BT3WSLH5730BBFELS-117	For non-locking towers, deduct as follows from the list price for each unit: Deduct \$30 for (1) lock unit, \$60 for (2) lock unit, and \$75 for a (3) lock unit. Substitute the "L" suffix with an "N" within the pattern number to designate a non-locking unit, example (DT3WSLH5030BBFN)	Note: 6" drawers behind doors are not available within the wardrobe portion of towers. Drawers behind doors are painted black.	Dimensions under, w , d and h are actual to the nearest ¹ / ₁₆ "
BT3 Series 2 Steel Front		Note: Drawers behind doors list prices are as follows: 1= \$255	50", 57" and 64" Tower Internal Dimensions
WS Wardrobe and Single Door		Application Notes	<ul style="list-style-type: none"> Box and M drawer height: 4⁵/₁₆" Box and M drawer width: 12¹/₁₆" Box and M drawer depth: 18³/₈" File drawer height: 9¹/₄" File drawer width: 12¹/₁₆" File drawer depth: 18³/₈" Wide drawer height: 9⁹/₁₆" Wide drawer width: 20³/₄" Wide drawer depth: 22⁷/₈"
LH Left Hand Access	"M" drawers consisting of a box drawer body with a file drawer head are available by substituting any two "B" or any one "F" character within the pattern number, example (DT3WSLH5030MFN). Multiple "M" drawers may be specified providing they equal the total modules available. A 6" drawer, behind a cupboard door is available by adding the numeral 1 to the end of the pattern number, example (DT3WSLH6430BBFL1)	Hanging rails and other accessories are not included and must be ordered separately. Hanging rails are included with 24" and 30" wide lateral drawers only. (See Tower Accessories for pricing and order entry information)	Note: All towers are configured from the top down with standard combinations of box and file drawers.
57 57" High		Half depth adjustable shelves and coat hooks may be ordered separately allowing the cupboard and wardrobe area of the 15", 24" and 30" wide towers to support binders as well as shorter coats. (See Tower Accessories for pricing and order entry information)	Note: Template pull wardrobes and cabinet doors utilize a pull and self closing hinge in place of touch latch.
30 30" Wide			
B Box Drawer			
B Box Drawer			
F File Drawer			
L Locking			
117 Soft Grey paint finish	<ul style="list-style-type: none"> 15" w Side Access and Display towers include (1) lock. Single door towers, double door towers, 24" w and 30" w Side Access and Display towers include (2) locks. (Except full-height doors which include (1) lock) Front Access (only) towers with wardrobe include (3) locks. (Except full-height doors with wardrobe which include (2) locks) 		

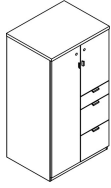
Storage Towers Steel Front - Template Pull

30" Wide Storage Towers

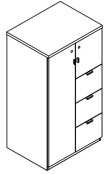
57" High

Series 2 Storage

description	type	w	d	h	lock	pattern no.	P1	P2	P3
57" High tower with one box and two file drawers and door and wardrobe (left hand shown)	left hand	29 ⁷ / ₈ "	23 ¹ / ₂ "	56 ³ / ₁₆ "	Y	BT3WSLH5730BFFLS	\$2,587.	\$2,979.	\$3,104.
	right hand	29 ⁷ / ₈ "	23 ¹ / ₂ "	56 ³ / ₁₆ "	Y	BT3WSRH5730BFFLS	2,587.	2,979.	3,104.



57" High tower with three file drawers and door and wardrobe (left hand shown)	left hand	29 ⁷ / ₈ "	23 ¹ / ₂ "	56 ³ / ₁₆ "	Y	BT3WSLH5730FFFLS	2,619.	3,011.	3,142.
	right hand	29 ⁷ / ₈ "	23 ¹ / ₂ "	56 ³ / ₁₆ "	Y	BT3WSRH5730FFFLS	2,619.	3,011.	3,142.



Order Code	Specification Information	Application Notes	Critical Dimensions
Example: BT3WSLH5730BBFLS-117	For non-locking towers, deduct as follows from the list price for each unit: Deduct \$30 for (1) lock unit, \$60 for (2) lock unit, and \$75 for a (3) lock unit. Substitute the "L" suffix with an "N" within the pattern number to designate a non-locking unit, example (DT3WSLH5030BBFN)	Note: 6" drawers behind doors are not available within the wardrobe portion of towers. Drawers behind doors are painted black.	Dimensions under, w , d and h are actual to the nearest ¹ / ₁₆ "
BT3 Series 2 Steel Front		Note: Drawers behind doors list prices are as follows: 1= \$255	50", 57" and 64" Tower Internal Dimensions
WS Wardrobe and Single Door		Application Notes	<ul style="list-style-type: none"> Box and M drawer height: 4⁵/₁₆" Box and M drawer width: 12¹/₁₆" Box and M drawer depth: 18³/₈" File drawer height: 9¹/₄" File drawer width: 12¹/₁₆" File drawer depth: 18³/₈" Wide drawer height: 9⁷/₁₆" Wide drawer width: 20³/₄" Wide drawer depth: 22⁷/₈"
LH Left Hand Access		Hanging rails and other accessories are not included and must be ordered separately. Hanging rails are included with 24" and 30" wide lateral drawers only. (See <i>Tower Accessories for pricing and order entry information</i>)	Note: All towers are configured from the top down with standard combinations of box and file drawers.
57 57" High		Half depth adjustable shelves and coat hooks may be ordered separately allowing the cupboard and wardrobe area of the 15", 24" and 30" wide towers to support binders as well as shorter coats. (See <i>Tower Accessories for pricing and order entry information</i>)	Note: Template pull wardrobes and cabinet doors utilize a pull and self closing hinge in place of touch latch.
30 30" Wide			
B Box Drawer	"M" drawers consisting of a box drawer body with a file drawer head are available by substituting any two "B" or any one "F" character within the pattern number, example (DT3WSLH5030MFN). Multiple "M" drawers may be specified providing they equal the total modules available. A 6" drawer, behind a cupboard door is available by adding the numeral 1 to the end of the pattern number, example (DT3WSLH6430BBFL1)		
B Box Drawer			
F File Drawer			
L Locking			
117 Soft Grey paint finish	<ul style="list-style-type: none"> 15" w Side Access and Display towers include (1) lock. Single door towers, double door towers, 24" w and 30" w Side Access and Display towers include (2) locks. (Except full-height doors which include (1) lock) Front Access (only) towers with wardrobe include (3) locks. (Except full-height doors with wardrobe which include (2) locks) 		

Storage Towers Steel Front - Template Pull

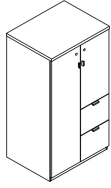
30" Wide Storage Towers

57" High

Series 2 Storage

Series 2 Steel Front Storage

description	type	w	d	h	lock	pattern no.	P1	P2	P3
57" High tower with two file drawers and door and wardrobe (left hand shown)	left hand	29 ⁷ / ₈ "	23 1/2"	56 ³ / ₁₆ "	Y	BT3WSLH5730FFLS	\$2,317.	\$2,664.	\$2,780.
	right hand	29 ⁷ / ₈ "	23 1/2"	56 ³ / ₁₆ "	Y	BT3WSRH5730FFLS	2,317.	2,664.	2,780.



Order Code	Specification Information	Application Notes	Critical Dimensions
Example: BT3WSLH5730BBFLS-117	For non-locking towers, deduct as follows from the list price for each unit: Deduct \$30 for (1) lock unit, \$60 for (2) lock unit, and \$75 for a (3) lock unit. Substitute the "L" suffix with an "N" within the pattern number to designate a non-locking unit, example (DT3WSLH5030BBFN)	Note: 6" drawers behind doors are not available within the wardrobe portion of towers. Drawers behind doors are painted black.	Dimensions under, w , d and h are actual to the nearest 1/16"
BT3 Series 2 Steel Front		Note: Drawers behind doors list prices are as follows: 1= \$255	50", 57" and 64" Tower Internal Dimensions
WS Wardrobe and Single Door		Application Notes	<ul style="list-style-type: none"> Box and M drawer height: 4⁵/₁₆" Box and M drawer width: 12¹/₁₆" Box and M drawer depth: 18³/₈" File drawer height: 9¹/₄" File drawer width: 12¹/₁₆" File drawer depth: 18³/₈" Wide drawer height: 9⁹/₁₆" Wide drawer width: 20³/₄" Wide drawer depth: 22⁷/₈"
LH Left Hand Access		Hanging rails and other accessories are not included and must be ordered separately. Hanging rails are included with 24" and 30" wide lateral drawers only. (See Tower Accessories for pricing and order entry information)	Note: All towers are configured from the top down with standard combinations of box and file drawers.
57 57" High		Half depth adjustable shelves and coat hooks may be ordered separately allowing the cupboard and wardrobe area of the 15", 24" and 30" wide towers to support binders as well as shorter coats. (See Tower Accessories for pricing and order entry information)	Note: Template pull wardrobes and cabinet doors utilize a pull and self closing hinge in place of touch latch.
30 30" Wide			
B Box Drawer	"M" drawers consisting of a box drawer body with a file drawer head are available by substituting any two "B" or any one "F" character within the pattern number, example (DT3WSLH5030MFN). Multiple "M" drawers may be specified providing they equal the total modules available. A 6" drawer, behind a cupboard door is available by adding the numeral 1 to the end of the pattern number, example (DT3WSLH6430BBFL1)		
B Box Drawer			
F File Drawer			
L Locking			
117 Soft Grey paint finish	<ul style="list-style-type: none"> 15" w Side Access and Display towers include (1) lock. Single door towers, double door towers, 24" w and 30" w Side Access and Display towers include (2) locks. (Except full-height doors which include (1) lock) Front Access (only) towers with wardrobe include (3) locks. (Except full-height doors with wardrobe which include (2) locks) 		

Storage Towers Steel Front - Template Pull

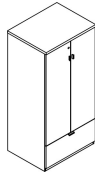
30" Wide Storage Towers

64" High

Series 2 Storage

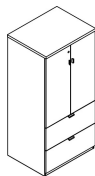
description	type	w	d	h	lock	pattern no.	P1	P2	P3
-------------	------	---	---	---	------	-------------	----	----	----

64" High Double Door tower with one wide drawer



24" and 30" wide double door cabinets may be ordered with a grommet option located in the back of the case by adding a "G" between the 4th and 5th character of the pattern number, example (BT3DG6424WLS). Add \$100 list for this option. **Note**, by adding a "G" option, the cabinet will also receive AV hinged doors.

64" High Double Door tower with two wide drawers



24" and 30" wide double door cabinets may be ordered with a grommet option located in the back of the case by adding a "G" between the 4th and 5th character of the pattern number, example (BT3DG6424WLS). Add \$100 list for this option. **Note**, by adding a "G" option, the cabinet will also receive AV hinged doors.

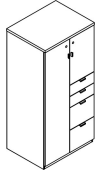
Order Code	Specification Information	Application Notes	Critical Dimensions
Example: BT3WSLH6430BBFLS-117	For non-locking towers, deduct as follows from the list price for each unit: Deduct \$30 for (1) lock unit, \$60 for (2) lock unit, and \$75 for a (3) lock unit. Substitute the "L" suffix with an "N" within the pattern number to designate a non-locking unit, example (DT3WSLH5030BBFN)	Note: 6" drawers behind doors are not available within the wardrobe portion of towers. Drawers behind doors are painted black. Note: Drawers behind doors list prices are as follows: 1= \$255	Dimensions under, w , d and h are actual to the nearest 1/16"
BT3 Series 2 Steel Front		Application Notes	50", 57" and 64" Tower Internal Dimensions
WS Wardrobe and Single Door		Hanging rails and other accessories are not included and must be ordered separately. Hanging rails are included with 24" and 30" wide lateral drawers only. (See <i>Tower Accessories for pricing and order entry information</i>)	<ul style="list-style-type: none"> Box and M drawer height: 4 5/16" Box and M drawer width: 12 1/16" Box and M drawer depth: 18 3/8" File drawer height: 9 1/4" File drawer width: 12 1/16" File drawer depth: 18 3/8" Wide drawer height: 9 9/16" Wide drawer width: 20 3/4" Wide drawer depth: 22 7/8"
LH Left Hand Access		Half depth adjustable shelves and coat hooks may be ordered separately allowing the cupboard and wardrobe area of the 15", 24" and 30" wide towers to support binders as well as shorter coats. (See <i>Tower Accessories for pricing and order entry information</i>)	Note: All towers are configured from the top down with standard combinations of box and file drawers.
64 64" High			Note: Template pull wardrobes and cabinet doors utilize a pull and self closing hinge in place of touch latch.
30 30" Wide			
B Box Drawer	"M" drawers consisting of a box drawer body with a file drawer head are available by substituting any two "B" or any one "F" character within the pattern number, example (DT3WSLH5030MFN). Multiple "M" drawers may be specified providing they equal the total modules available. A 6" drawer, behind a cupboard door is available by adding the numeral 1 to the end of the pattern number, example (DT3WSLH6430BBFL1)		
B Box Drawer			
F File Drawer			
L Locking			
117 Soft Grey paint finish	<ul style="list-style-type: none"> 15" w Side Access and Display towers include (1) lock. Single door towers, double door towers, 24" w and 30" w Side Access and Display towers include (2) locks. (Except full-height doors which include (1) lock) Front Access (only) towers with wardrobe include (3) locks. (Except full-height doors with wardrobe which include (2) locks) 		

Storage Towers Steel Front - Template Pull

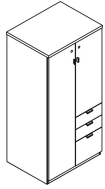
30" Wide Storage Towers

64" High

description	type	w	d	h	lock	pattern no.	P1	P2	P3
64" High tower with two box and two file drawers and door and wardrobe (left hand shown)	left hand	29 ⁷ / ₈ "	23 ¹ / ₂ "	63 ⁵ / ₁₆ "	Y	BT3WSLH6430BBFFLS	\$2,873.	\$3,304.	\$3,447.
	right hand	29 ⁷ / ₈ "	23 ¹ / ₂ "	63 ⁵ / ₁₆ "	Y	BT3WSRHH6430BBFFLS	2,873.	3,304.	3,447.



64" High tower with two box and one file drawer and door and wardrobe (left hand shown)	left hand	29 ⁷ / ₈ "	23 ¹ / ₂ "	63 ⁵ / ₁₆ "	Y	BT3WSLH6430BBFFLS	2,625.	3,020.	3,153.
	right hand	29 ⁷ / ₈ "	23 ¹ / ₂ "	63 ⁵ / ₁₆ "	Y	BT3WSRHH6430BBFFLS	2,625.	3,020.	3,153.



Order Code	Specification Information	Application Notes	Critical Dimensions
Example: BT3WSLH6430BBFFLS-117	For non-locking towers, deduct as follows from the list price for each unit: Deduct \$30 for (1) lock unit, \$60 for (2) lock unit, and \$75 for a (3) lock unit. Substitute the "L" suffix with an "N" within the pattern number to designate a non-locking unit, example (DT3WSLH5030BBFN)	Note: 6" drawers behind doors are not available within the wardrobe portion of towers. Drawers behind doors are painted black.	Dimensions under, w , d and h are actual to the nearest ¹ / ₁₆ "
BT3 Series 2 Steel Front		Note: Drawers behind doors list prices are as follows: 1= \$255	50", 57" and 64" Tower Internal Dimensions
WS Wardrobe and Single Door		Application Notes	<ul style="list-style-type: none"> Box and M drawer height: 4⁵/₁₆" Box and M drawer width: 12¹/₁₆" Box and M drawer depth: 18³/₈" File drawer height: 9¹/₄" File drawer width: 12¹/₁₆" File drawer depth: 18³/₈" Wide drawer height: 9⁹/₁₆" Wide drawer width: 20³/₄" Wide drawer depth: 22⁷/₈"
LH Left Hand Access		Hanging rails and other accessories are not included and must be ordered separately. Hanging rails are included with 24" and 30" wide lateral drawers only. (See Tower Accessories for pricing and order entry information)	Note: All towers are configured from the top down with standard combinations of box and file drawers.
64 64" High		Half depth adjustable shelves and coat hooks may be ordered separately allowing the cupboard and wardrobe area of the 15", 24" and 30" wide towers to support binders as well as shorter coats. (See Tower Accessories for pricing and order entry information)	Note: Template pull wardrobes and cabinet doors utilize a pull and self closing hinge in place of touch latch.
30 30" Wide			
B Box Drawer	"M" drawers consisting of a box drawer body with a file drawer head are available by substituting any two "B" or any one "F" character within the pattern number, example (DT3WSLH5030MFN). Multiple "M" drawers may be specified providing they equal the total modules available. A 6" drawer, behind a cupboard door is available by adding the numeral 1 to the end of the pattern number, example (DT3WSLH6430BBFL1)		
B Box Drawer			
F File Drawer			
L Locking			
117 Soft Grey paint finish	<ul style="list-style-type: none"> 15" w Side Access and Display towers include (1) lock. Single door towers, double door towers, 24" w and 30" w Side Access and Display towers include (2) locks. (Except full-height doors which include (1) lock) Front Access (only) towers with wardrobe include (3) locks. (Except full-height doors with wardrobe which include (2) locks) 		

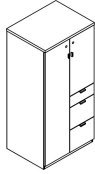
Storage Towers Steel Front - Template Pull

30" Wide Storage Towers

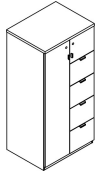
64" High

Series 2 Storage

description	type	w	d	h	lock	pattern no.	P1	P2	P3
64" High tower with one box and two file drawers and door and wardrobe (left hand shown)	left hand	29 ⁷ / ₈ "	23 ¹ / ₂ "	63 ³ / ₁₆ "	Y	BT3WSLH6430BFFLS	\$2,661.	\$3,059.	\$3,194.
	right hand	29 ⁷ / ₈ "	23 ¹ / ₂ "	63 ³ / ₁₆ "	Y	BT3WSRH6430BFFLS	2,661.	3,059.	3,194.



64" High tower with four file drawers and door and wardrobe (left hand shown)	left hand	29 ⁷ / ₈ "	23 ¹ / ₂ "	63 ³ / ₁₆ "	Y	BT3WSLH6430FFFLS	2,909.	3,343.	3,491.
	right hand	29 ⁷ / ₈ "	23 ¹ / ₂ "	63 ³ / ₁₆ "	Y	BT3WSRH6430FFFLS	2,909.	3,343.	3,491.



Order Code	Specification Information	Application Notes	Critical Dimensions
Example: BT3WSLH6430BBFLS-117	<p>For non-locking towers, deduct as follows from the list price for each unit: Deduct \$30 for (1) lock unit, \$60 for (2) lock unit, and \$75 for a (3) lock unit. Substitute the "L" suffix with an "N" within the pattern number to designate a non-locking unit, example (DT3WSLH5030BBFN)</p> <p>"M" drawers consisting of a box drawer body with a file drawer head are available by substituting any two "B" or any one "F" character within the pattern number, example (DT3WSLH5030MFN). Multiple "M" drawers may be specified providing they equal the total modules available. A 6" drawer, behind a cupboard door is available by adding the numeral 1 to the end of the pattern number, example (DT3WSLH6430BBFL1)</p> <ul style="list-style-type: none"> 15" w Side Access and Display towers include (1) lock. Single door towers, double door towers, 24" w and 30" w Side Access and Display towers include (2) locks. (Except full-height doors which include (1) lock) Front Access (only) towers with wardrobe include (3) locks. (Except full-height doors with wardrobe which include (2) locks) 	<p>Note: 6" drawers behind doors are not available within the wardrobe portion of towers. Drawers behind doors are painted black.</p> <p>Note: Drawers behind doors list prices are as follows: 1= \$255</p> <p>Application Notes</p> <p>Hanging rails and other accessories are not included and must be ordered separately. Hanging rails are included with 24" and 30" wide lateral drawers only. (See <i>Tower Accessories for pricing and order entry information</i>)</p> <p>Half depth adjustable shelves and coat hooks may be ordered separately allowing the cupboard and wardrobe area of the 15", 24" and 30" wide towers to support binders as well as shorter coats. (See <i>Tower Accessories for pricing and order entry information</i>)</p>	<p>Dimensions under, w, d and h are actual to the nearest ¹/₁₆"</p> <p>50", 57" and 64" Tower Internal Dimensions</p> <ul style="list-style-type: none"> Box and M drawer height: 4⁵/₁₆" Box and M drawer width: 12¹/₁₆" Box and M drawer depth: 18³/₈" File drawer height: 9¹/₄" File drawer width: 12¹/₁₆" File drawer depth: 18³/₈" Wide drawer height: 9⁹/₁₆" Wide drawer width: 20³/₄" Wide drawer depth: 22⁷/₈" <p>Note: All towers are configured from the top down with standard combinations of box and file drawers.</p> <p>Note: Template pull wardrobes and cabinet doors utilize a pull and self closing hinge in place of touch latch.</p>
BT3 Series 2 Steel Front			
WS Wardrobe and Single Door			
LH Left Hand Access			
64 64" High			
30 30" Wide			
B Box Drawer			
B Box Drawer			
F File Drawer			
L Locking			
117 Soft Grey paint finish			

Storage Towers Steel Front - Template Pull

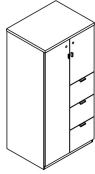
30" Wide Storage Towers

64" High

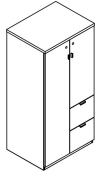
Series 2 Storage

Series 2 Steel Front Storage

description	type	w	d	h	lock	pattern no.	P1	P2	P3
64" High tower with three file drawers and door and wardrobe (left hand shown)	left hand	29 ⁷ / ₈ "	23 ¹ / ₂ "	63 ⁵ / ₁₆ "	Y	BT3WSLH6430FFFLS	\$2,648.	\$3,048.	\$3,179.
	right hand	29 ⁷ / ₈ "	23 ¹ / ₂ "	63 ⁵ / ₁₆ "	Y	BT3WSRH6430FFFLS	2,648.	3,048.	3,179.



64" High tower with two file drawers and door and wardrobe (left hand shown)	left hand	29 ⁷ / ₈ "	23 ¹ / ₂ "	63 ⁵ / ₁₆ "	Y	BT3WSLH6430FFFLS	2,451.	2,818.	2,940.
	right hand	29 ⁷ / ₈ "	23 ¹ / ₂ "	63 ⁵ / ₁₆ "	Y	BT3WSRH6430FFFLS	2,451.	2,818.	2,940.



Order Code	Specification Information	Application Notes	Critical Dimensions
Example: BT3WSLH6430BBFLS-117	For non-locking towers, deduct as follows from the list price for each unit: Deduct \$30 for (1) lock unit, \$60 for (2) lock unit, and \$75 for a (3) lock unit. Substitute the "L" suffix with an "N" within the pattern number to designate a non-locking unit, example (DT3WSLH5030BBFN)	Note: 6" drawers behind doors are not available within the wardrobe portion of towers. Drawers behind doors are painted black.	Dimensions under, w , d and h are actual to the nearest ¹ / ₁₆ "
BT3 Series 2 Steel Front		Note: Drawers behind doors list prices are as follows: 1= \$255	50", 57" and 64" Tower Internal Dimensions
WS Wardrobe and Single Door		Application Notes	<ul style="list-style-type: none"> Box and M drawer height: 4⁵/₁₆" Box and M drawer width: 12¹/₁₆" Box and M drawer depth: 18³/₈" File drawer height: 9¹/₄" File drawer width: 12¹/₁₆" File drawer depth: 18³/₈" Wide drawer height: 9⁹/₁₆" Wide drawer width: 20³/₄" Wide drawer depth: 22⁷/₈"
LH Left Hand Access		Hanging rails and other accessories are not included and must be ordered separately. Hanging rails are included with 24" and 30" wide lateral drawers only. (See Tower Accessories for pricing and order entry information)	Note: All towers are configured from the top down with standard combinations of box and file drawers.
64 64" High		Half depth adjustable shelves and coat hooks may be ordered separately allowing the cupboard and wardrobe area of the 15", 24" and 30" wide towers to support binders as well as shorter coats. (See Tower Accessories for pricing and order entry information)	Note: Template pull wardrobes and cabinet doors utilize a pull and self closing hinge in place of touch latch.
30 30" Wide			
B Box Drawer	"M" drawers consisting of a box drawer body with a file drawer head are available by substituting any two "B" or any one "F" character within the pattern number, example (DT3WSLH5030MFN). Multiple "M" drawers may be specified providing they equal the total modules available. A 6" drawer, behind a cupboard door is available by adding the numeral 1 to the end of the pattern number, example (DT3WSLH6430BBFL1)		
B Box Drawer			
F File Drawer			
L Locking			
117 Soft Grey paint finish	<ul style="list-style-type: none"> 15" w Side Access and Display towers include (1) lock. Single door towers, double door towers, 24" w and 30" w Side Access and Display towers include (2) locks. (Except full-height doors which include (1) lock) Front Access (only) towers with wardrobe include (3) locks. (Except full-height doors with wardrobe which include (2) locks) 		

Pedestals Veneer Front - Template Pull

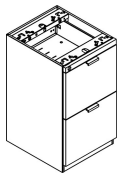
Floorstanding Pedestals

Series 2 Storage

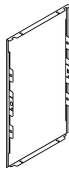
description	w	d	h	lock	pattern no.	V1	V2	P1	P2	P3
Floorstanding Pedestal with two box and one file drawer with lock	14 ⁷ / ₈ "	17 ¹ / ₄ "	26 ⁷ / ₈ "	Y	BS2PFL18AV	\$1,021.	\$1,103.			
	14 ⁷ / ₈ "	23 ¹ / ₄ "	26 ⁷ / ₈ "	Y	BS2PFL24AV	985.	1,063.			
	14 ⁷ / ₈ "	29 ¹ / ₄ "	26 ⁷ / ₈ "	Y	BS2PFL30AV	1,150.	1,239.			



Floorstanding Pedestal with two file drawers with lock	14 ⁷ / ₈ "	17 ¹ / ₄ "	26 ⁷ / ₈ "	Y	BS2PFL18BV	976.	1,053.			
	14 ⁷ / ₈ "	23 ¹ / ₄ "	26 ⁷ / ₈ "	Y	BS2PFL24BV	941.	1,017.			
	14 ⁷ / ₈ "	29 ¹ / ₄ "	26 ⁷ / ₈ "	Y	BS2PFL30BV	1,122.	1,211.			



Series 2 Floorstanding Pedestal Case Back	14 ⁷ / ₈ "	N/A	26 ⁷ / ₈ "	N/A	DS2XPB			92.	103.	106.
---	----------------------------------	-----	----------------------------------	-----	---------------	--	--	-----	------	------



Order Code

Example:	BS2PFL24A-VC 113
BS2	Series 2 Veneer Front
PF	Pedestal Floorstanding
L	Locking
24	Depth
A	Box/Box/File
VC	Front Finish, Med Cherry
113	Dark Grey

Specification Information

Deduct \$20 from the list price for non-locking units. Substitute the "L" with a "N" within the pattern number to designate a non-locking unit, *example* (RS2PFN18A).

Note: 24" deep floorstanding pedestals do not include a back panel. Back panels must be ordered separately. 18" and 30" floorstanding pedestals have backs standard.

Note: Be sure to specify a paint finish for the case as well as a veneer selection for the fronts.

Add an "F" to the end of the pattern number to receive full extension slides on all box drawers. Upcharge is \$25 list per pedestal.

Application Notes

Hanging rails and other accessories are not included and must be ordered separately. (*See pedestal accessories page (291), for pricing and ordering information*)

Note: Do not use with Reff Desk Height components

Pull finish is aluminum:

- AA - Aluminum
- AB - Black
- AN - Nickel

Critical Dimensions

Dimensions under, **w**, **d** and **h** are actual to the nearest ¹/₁₆"

24" Deep Floorstanding Pedestal Internal Drawer Dimensions

- Box drawer height: 4³/₁₆"
- Box drawer width: 12¹/₁₆"
- Box drawer depth: 18³/₈"
- File drawer height: 9¹/₄"
- File drawer width: 12¹/₁₆"
- File drawer depth: 18³/₈"

Pedestals Veneer Front - Template Pull

Mobile Pedestals

Series 2 Storage

description	w	d	h	pattern no.	V1	V2
Mobile Pedestal with two box and one file drawer	14 ⁷ / ₈ "	16 ³ / ₄ "	26 ³ / ₈ "	BS2PML18AV	\$1,373.	\$1,478.
	14 ⁷ / ₈ "	22 ³ / ₄ "	26 ³ / ₈ "	BS2PML24AV	1,373.	1,478.



Mobile Pedestal with two file drawers	14 ⁷ / ₈ "	16 ³ / ₄ "	26 ³ / ₈ "	BS2PML18BV	1,373.	1,478.
	14 ⁷ / ₈ "	22 ³ / ₄ "	26 ³ / ₈ "	BS2PML24BV	1,373.	1,478.



Mobile Pedestal with one box and one file drawer	14 ⁷ / ₈ "	16 ³ / ₄ "	20 ⁵ / ₈ "	BS2PML18FV	1,241.	1,338.
	14 ⁷ / ₈ "	22 ³ / ₄ "	20 ⁵ / ₈ "	BS2PML24FV	1,241.	1,338.



Series 2 Veneer Front Storage

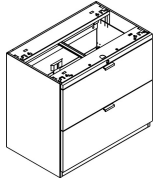
Order Code	Specification Information	Application Notes	Critical Dimensions
Example: BS2PML24A-VC 113	Add \$53 list for Mobile Handle.	Hanging rails and other accessories are not included and must be ordered separately. (See <i>pedestal accessories page (291)</i> , for pricing and ordering information)	Dimensions under, w , d and h are actual to the nearest 1/16"
BS2 Series 2 Veneer Front	Add a " P " between the " L " lock code and the case size to designate the handle option, <i>example (RS2PMLP24A)</i>	Note: Do not use with Reff Desk High Components	Mobile Pedestal Internal Drawer Dimensions
PM Pedestal Mobile	Deduct \$35 list for units without a top. Add an " O " in place of the " M " in the pattern number to designate the no-top option, <i>example (RS2POL18A)</i>	Pull finish is aluminum:	<ul style="list-style-type: none"> • Box drawer height: 4⁵/₁₆" • Box drawer width: 12¹/₁₆" • Box drawer depth: 18³/₈" • File drawer height: 9¹/₄" • File drawer width: 12¹/₁₆" • File drawer depth: 18³/₈"
L Locking	Add an " F " to the end of the pattern number to receive full extension slides on all box drawers. Upcharge is \$25 list per pedestal.	AA - Aluminum AB - Black AN - Nickel	
24 Depth			
A Box/Box/File			
VC Front Finish, Med Cherry			
113 Dark Grey			

Pedestals Veneer Front - Template Pull

Double Wide Pedestals

Series 2 Storage

description	w	d	h	lock	pattern no.	V1	V2
Doublewide Pedestal with two file drawers	30"	18 ³ / ₄ "	26 ⁷ / ₈ "	Y	BS2DW30LV	\$1,387.	\$1,429.
	36"	18 ³ / ₄ "	26 ⁷ / ₈ "	Y	BS2DW36LV	1,533.	1,577.



Order Code	Specification Information	Application Notes	Critical Dimensions
Example: BS2DW30L-VC 113			
BS2 Series 2 Veneer Front	Deduct \$20 from the list price for non-locking units. Substitute the "L" suffix with a "N" within the pattern number to designate a non-locking unit, <i>example</i> (RS2DW30N). Note: Do not use with Reff Desk Height Components Doublewide pedestals include hanging file bars for letter and legal front-to-back and side-to-side filing.	Doublewide pedestals are not intended for freestanding use and must be secured beneath a supported worksurface. (<i>See Calibre lateral files price list for two drawer files that can be used for freestanding applications</i>) Pull finish is aluminum: AA - Aluminum AB - Black AN - Nickel	Dimensions under, w , d and h are actual to the nearest 1/16" Doublewide Pedestal Drawer Internal Dimensions <ul style="list-style-type: none"> • Lateral drawer height: 9³/₄" • Lateral drawer width: 26³/₄" and 32³/₄" • Lateral drawer depth: 15³/₄"
DW Doublewide Pedestal			
30 30" wide			
L Locking			
VC Front Finish, Med Cherry			
113 Dark Grey			

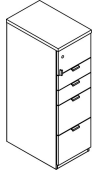
Storage Towers Veneer Front - Template Pull

15" Wide Storage Towers

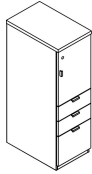
50" High

Series 2 Storage

description	type	w	d	h	lock	pattern no.	V1	V2
50" High Single Door tower with two box and two file drawers (right hand shown)	left hand	14 ⁷ / ₈ "	23 ¹ / ₂ "	48 ⁵ / ₁₆ "	Y	BT3SLH5015BBFFLV	\$3,859.	\$4,162.
	right hand	14 ⁷ / ₈ "	23 ¹ / ₂ "	48 ⁵ / ₁₆ "	Y	BT3SRH5015BBFFLV	3,859.	4,162.



50" High Single Door tower with two box and one file drawer (right hand shown)	left hand	14 ⁷ / ₈ "	23 ¹ / ₂ "	48 ⁵ / ₁₆ "	Y	BT3SLH5015BBFLV	3,526.	3,801.
	right hand	14 ⁷ / ₈ "	23 ¹ / ₂ "	48 ⁵ / ₁₆ "	Y	BT3SRH5015BBFLV	3,526.	3,801.



Series 2 Veneer Front Storage

Order Code

Example:	BT3SLH5715FFL-VC
	113
BT3	Series 2 Veneer Front
S	Single Door
LH	Left Hand Access
57	57" High
15	15" Wide
F	File Drawer
F	File Drawer
L	Locking
VC	Front Finish Medium Cherry
113	Case Finish Dark Grey

Specification Information

For non-locking towers, deduct as follows from the list price for each unit: Deduct \$30 for (1) lock unit, \$60 for (2) lock unit, and \$75 for a (3) lock unit. Substitute the "L" suffix with an "N" within the pattern number to designate a non-locking unit, example (RT3SLH6415BBFN)

"M" drawers consisting of a box drawer body with a file drawer head are available by substituting any two "B" or any one "F" character within the pattern number, example (RT3SLH6415MFN). Multiple "M" drawers may be specified providing they equal the total modules available.

A 6" drawer, behind a cupboard door is available by adding the numeral 1 to the end of the pattern number, example (RT3SLH6415BBFL1)

Note: 6" drawer behind doors are not available within the wardrobe portion of towers. Drawers behind doors are painted black.

Note: Drawer behind doors list pricing is as follows: 1=\$255

Application Notes

Hanging rails and other accessories are not included and must be ordered separately. Hanging rails are included with 24" and 30" wide lateral drawers only. (See *Tower Accessories for pricing and order entry information*)

Half depth adjustable shelves and coat hooks may be ordered separately allowing the cupboard area of the 15", 24" and 30" wide towers to support binders as well as shorter coats. (See *Tower Accessories for pricing and order entry information*)

Note: Veneer front towers are comprised of a steel case with wood veneer fronts and top.

- 15" w Side Access and Display towers include (1) lock.
- Single door towers, double door towers, 24" w and 30" w Side Access and Display towers include (2) locks. (Except full-height doors which include (1) lock)
- Front Access (only) towers with wardrobe include (3) locks. (Except full-height doors with wardrobe which include (2) locks)

Critical Dimensions

Dimensions under, **w**, **d** and **h** are actual to the nearest ¹/₁₆"

42", 50", 57" and 64" Tower Internal Dimensions

- Box and M drawer height: 4⁵/₁₆"
- Box and M drawer width: 12¹/₁₆"
- Box and M drawer depth: 18³/₈"
- File drawer height: 9¹/₄"
- File drawer width: 12¹/₁₆"
- File drawer depth: 18³/₈"

Note: All towers are configured from the top down with standard combinations of box and file drawers.

Pull finish is aluminum:

- AA - Aluminum
- AB - Black
- AN - Nickel

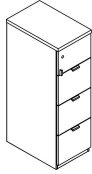
Storage Towers Veneer Front - Template Pull

Series 2 Storage

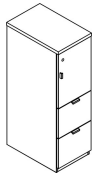
15" Wide Storage Towers

50" High

description	type	w	d	h	lock	pattern no.	V1	V2
50" High Single Door tower with three file drawers (right hand shown)	left hand	14 ⁷ / ₈ "	23 ¹ / ₂ "	48 ³ / ₁₆ "	Y	BT3SLH5015FFFLV	\$3,564.	\$3,847.
	right hand	14 ⁷ / ₈ "	23 ¹ / ₂ "	48 ³ / ₁₆ "	Y	BT3SRH5015FFFLV	3,564.	3,847.



50" High Single Door tower with two file drawers (right hand shown)	left hand	14 ⁷ / ₈ "	23 ¹ / ₂ "	48 ³ / ₁₆ "	Y	BT3SLH5015FFLV	3,178.	3,429.
	right hand	14 ⁷ / ₈ "	23 ¹ / ₂ "	48 ³ / ₁₆ "	Y	BT3SRH5015FFLV	3,178.	3,429.



Order Code

Example:	BT3SLH5715FFLV-VC113
BT3	Series 2 Veneer Front
S	Single Door
LH	Left Hand Access
57	57" High
15	15" Wide
F	File Drawer
F	File Drawer
L	Locking
VC	Front Finish Medium Cherry
113	Case Finish Dark Grey

Specification Information

For non-locking towers, deduct as follows from the list price for each unit: Deduct \$30 for (1) lock unit, \$60 for (2) lock unit, and \$75 for a (3) lock unit. Substitute the "L" suffix with an "N" within the pattern number to designate a non-locking unit, example (RT3SLH6415BBFN)

"M" drawers consisting of a box drawer body with a file drawer head are available by substituting any two "B" or any one "F" character within the pattern number, example (RT3SLH6415MFN). Multiple "M" drawers may be specified providing they equal the total modules available.

A 6" drawer, behind a cupboard door is available by adding the numeral 1 to the end of the pattern number, example (RT3SLH6415BBFL1)

Note: 6" drawer behind doors are not available within the wardrobe portion of towers. Drawers behind doors are painted black.

Note: Drawer behind doors list pricing is as follows: 1=\$255

Application Notes

Hanging rails and other accessories are not included and must be ordered separately. Hanging rails are included with 24" and 30" wide lateral drawers only. (See *Tower Accessories for pricing and order entry information*)

Half depth adjustable shelves and coat hooks may be ordered separately allowing the cupboard area of the 15", 24" and 30" wide towers to support binders as well as shorter coats. (See *Tower Accessories for pricing and order entry information*)

Note: Veneer front towers are comprised of a steel case with wood veneer fronts and top.

- 15" w Side Access and Display towers include (1) lock.
- Single door towers, double door towers, 24" w and 30" w Side Access and Display towers include (2) locks. (Except full-height doors which include (1) lock)
- Front Access (only) towers with wardrobe include (3) locks. (Except full-height doors with wardrobe which include (2) locks)

Critical Dimensions

Dimensions under, **w**, **d** and **h** are actual to the nearest ¹/₁₆"

42", 50", 57" and 64" Tower Internal Dimensions

- Box and M drawer height: 4³/₁₆"
- Box and M drawer width: 12¹/₁₆"
- Box and M drawer depth: 18³/₈"
- File drawer height: 9¹/₄"
- File drawer width: 12¹/₁₆"
- File drawer depth: 18³/₈"

Note: All towers are configured from the top down with standard combinations of box and file drawers.

Pull finish is aluminum:

- AA - Aluminum
- AB - Black
- AN - Nickel

Storage Towers Veneer Front - Template Pull

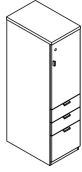
15" Wide Storage Towers

57" High

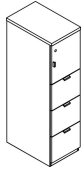
Series 2 Storage

Series 2 Veneer Front Storage

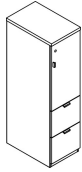
description	type	w	d	h	lock	pattern no.	V1	V2
57" High Single Door tower with two box and one file drawer (right hand shown)	left hand	14 ⁷ / ₈ "	23 ¹ / ₂ "	56 ³ / ₁₆ "	Y	BT3SLH5715BBFLV	\$3,610.	\$3,891.
	right hand	14 ⁷ / ₈ "	23 ¹ / ₂ "	56 ³ / ₁₆ "	Y	BT3SRH5715BBFLV	3,610.	3,891.



57" High Single Door tower with three file drawers (right hand shown)	left hand	14 ⁷ / ₈ "	23 ¹ / ₂ "	56 ³ / ₁₆ "	Y	BT3SLH5715FFFLV	3,644.	3,930.
	right hand	14 ⁷ / ₈ "	23 ¹ / ₂ "	56 ³ / ₁₆ "	Y	BT3SRH5715FFFLV	3,644.	3,930.



57" High Single Door tower with two file drawers (right hand shown)	left hand	14 ⁷ / ₈ "	23 ¹ / ₂ "	56 ³ / ₁₆ "	Y	BT3SLH5715FFLV	3,263.	3,520.
	right hand	14 ⁷ / ₈ "	23 ¹ / ₂ "	56 ³ / ₁₆ "	Y	BT3SRH5715FFLV	3,263.	3,520.



Order Code

Example:	BT3SLH5715FFLV-VC113
BT3	Series 2 Veneer Front
S	Single Door
LH	Left Hand Access
57	57" High
15	15" Wide
F	File Drawer
F	File Drawer
L	Locking
VC	Front Finish Medium Cherry
113	Case Finish Dark Grey

Specification Information

For non-locking towers, deduct as follows from the list price for each unit: Deduct \$30 for (1) lock unit, \$60 for (2) lock unit, and \$75 for a (3) lock unit. Substitute the "L" suffix with an "N" within the pattern number to designate a non-locking unit, example (RT3SLH6415BBFN)

Application Notes

"M" drawers consisting of a box drawer body with a file drawer head are available by substituting any two "B" or any one "F" character within the pattern number, example (RT3SLH6415MFN). Multiple "M" drawers may be specified providing they equal the total modules available.

A 6" drawer, behind a cupboard door is available by adding the numeral 1 to the end of the pattern number, example (RT3SLH6415BBFL1)

Note: 6" drawer behind doors are not available within the wardrobe portion of towers. Drawers behind doors are painted black.

Note: Drawer behind doors list pricing is as follows: 1=\$255

Hanging rails and other accessories are not included and must be ordered separately. Hanging rails are included with 24" and 30" wide lateral drawers only. (See *Tower Accessories for pricing and order entry information*)

Half depth adjustable shelves and coat hooks may be ordered separately allowing the cupboard area of the 15", 24" and 30" wide towers to support binders as well as shorter coats. (See *Tower Accessories for pricing and order entry information*)

Note: Veneer front towers are comprised of a steel case with wood veneer fronts and top.

- 15" w Side Access and Display towers include (1) lock.
- Single door towers, double door towers, 24" w and 30" w Side Access and Display towers include (2) locks. (Except full-height doors which include (1) lock)
- Front Access (only) towers with wardrobe include (3) locks. (Except full-height doors with wardrobe which include (2) locks)

Critical Dimensions

Dimensions under, **w**, **d** and **h** are actual to the nearest ¹/₁₆"

42", 50", 57" and 64" Tower Internal Dimensions

- Box and M drawer height: 4³/₁₆"
- Box and M drawer width: 12¹/₁₆"
- Box and M drawer depth: 18³/₈"
- File drawer height: 9¹/₄"
- File drawer width: 12¹/₁₆"
- File drawer depth: 18³/₈"

Note: All towers are configured from the top down with standard combinations of box and file drawers.

Pull finish is aluminum:

- AA - Aluminum
- AB - Black
- AN - Nickel

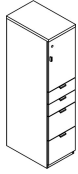
Storage Towers Veneer Front - Template Pull

15" Wide Storage Towers

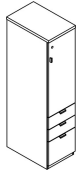
64" High

Series 2 Storage

description	type	w	d	h	lock	pattern no.	V1	V2
64" High Single Door tower with two box and two file drawers (right hand shown)	left hand	14 ⁷ / ₈ "	23 ¹ / ₂ "	63 ⁵ / ₁₆ "	Y	BT3SLH6415BBFFLV	\$3,991.	\$4,304.
	right hand	14 ⁷ / ₈ "	23 ¹ / ₂ "	63 ⁵ / ₁₆ "	Y	BT3SRH6415BBFFLV	3,991.	4,304.



64" High Single Door tower with two box and one file drawer (right hand shown)	left hand	14 ⁷ / ₈ "	23 ¹ / ₂ "	63 ⁵ / ₁₆ "	Y	BT3SLH6415BBFLV	3,690.	3,981.
	right hand	14 ⁷ / ₈ "	23 ¹ / ₂ "	63 ⁵ / ₁₆ "	Y	BT3SRH6415BBFLV	3,690.	3,981.



Order Code

Example:	BT3SLH5715FFLV-VC113
BT3	Series 2 Veneer Front
S	Single Door
LH	Left Hand Access
57	57" High
15	15" Wide
F	File Drawer
F	File Drawer
L	Locking
VC	Front Finish Medium Cherry
113	Case Finish Dark Grey

Specification Information

For non-locking towers, deduct as follows from the list price for each unit: Deduct \$30 for (1) lock unit, \$60 for (2) lock unit, and \$75 for a (3) lock unit. Substitute the "L" suffix with an "N" within the pattern number to designate a non-locking unit, example (RT3SLH6415BBFN)

"M" drawers consisting of a box drawer body with a file drawer head are available by substituting any two "B" or any one "F" character within the pattern number, example (RT3SLH6415MFN). Multiple "M" drawers may be specified providing they equal the total modules available.

A 6" drawer, behind a cupboard door is available by adding the numeral 1 to the end of the pattern number, example (RT3SLH6415BBFL1)

Note: 6" drawer behind doors are not available within the wardrobe portion of towers. Drawers behind doors are painted black.

Note: Drawer behind doors list pricing is as follows: 1=\$255

Application Notes

Hanging rails and other accessories are not included and must be ordered separately. Hanging rails are included with 24" and 30" wide lateral drawers only. (See *Tower Accessories for pricing and order entry information*)

Half depth adjustable shelves and coat hooks may be ordered separately allowing the cupboard area of the 15", 24" and 30" wide towers to support binders as well as shorter coats. (See *Tower Accessories for pricing and order entry information*)

Note: Veneer front towers are comprised of a steel case with wood veneer fronts and top.

- 15" w Side Access and Display towers include (1) lock.
- Single door towers, double door towers, 24" w and 30" w Side Access and Display towers include (2) locks. (Except full-height doors which include (1) lock)
- Front Access (only) towers with wardrobe include (3) locks. (Except full-height doors with wardrobe which include (2) locks)

Critical Dimensions

Dimensions under, **w**, **d** and **h** are actual to the nearest ¹/₁₆"

42", 50", 57" and 64" Tower Internal Dimensions

- Box and M drawer height: 4⁵/₁₆"
- Box and M drawer width: 12¹/₁₆"
- Box and M drawer depth: 18³/₈"
- File drawer height: 9¹/₄"
- File drawer width: 12¹/₁₆"
- File drawer depth: 18³/₈"

Note: All towers are configured from the top down with standard combinations of box and file drawers.

Pull finish is aluminum:

- AA - Aluminum
- AB - Black
- AN - Nickel

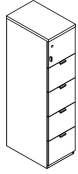
Storage Towers Veneer Front - Template Pull

15" Wide Storage Towers

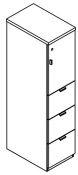
64" High

Series 2 Storage

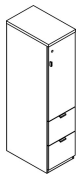
description	type	w	d	h	lock	pattern no.	V1	V2
64" High Single Door tower with four file drawers (right hand shown)	left hand	14 ⁷ / ₈ "	23 ¹ / ₂ "	63 ⁵ / ₁₆ "	Y	BT3SLH6415FFFLV	\$4,052.	\$4,369.
	right hand	14 ⁷ / ₈ "	23 ¹ / ₂ "	63 ⁵ / ₁₆ "	Y	BT3SRH6415FFFLV	4,052.	4,369.



64" High Single Door tower with three file drawers (right hand shown)	left hand	14 ⁷ / ₈ "	23 ¹ / ₂ "	63 ⁵ / ₁₆ "	Y	BT3SLH6415FFFLV	3,726.	4,019.
	right hand	14 ⁷ / ₈ "	23 ¹ / ₂ "	63 ⁵ / ₁₆ "	Y	BT3SRH6415FFFLV	3,726.	4,019.



64" High Single Door tower with two file drawers (right hand shown)	left hand	14 ⁷ / ₈ "	23 ¹ / ₂ "	63 ⁵ / ₁₆ "	Y	BT3SLH6415FFFLV	3,347.	3,610.
	right hand	14 ⁷ / ₈ "	23 ¹ / ₂ "	63 ⁵ / ₁₆ "	Y	BT3SRH6415FFFLV	3,347.	3,610.



Series 2 Veneer Front Storage

Order Code

Example:	BT3SLH5715FFFL-VC113
BT3	Series 2 Veneer Front
S	Single Door
LH	Left Hand Access
57	57" High
15	15" Wide
F	File Drawer
F	File Drawer
L	Locking
VC	Front Finish Medium Cherry
113	Case Finish Dark Grey

Specification Information

For non-locking towers, deduct as follows from the list price for each unit: Deduct \$30 for (1) lock unit, \$60 for (2) lock unit, and \$75 for a (3) lock unit. Substitute the "L" suffix with an "N" within the pattern number to designate a non-locking unit, example (RT3SLH6415BBFN)

"M" drawers consisting of a box drawer body with a file drawer head are available by substituting any two "B" or any one "F" character within the pattern number, example (RT3SLH6415MFN). Multiple "M" drawers may be specified providing they equal the total modules available.

A 6" drawer, behind a cupboard door is available by adding the numeral 1 to the end of the pattern number, example (RT3SLH6415BBFL1)

Note: 6" drawer behind doors are not available within the wardrobe portion of towers. Drawers behind doors are painted black.

Note: Drawer behind doors list pricing is as follows: 1=\$255

Application Notes

Hanging rails and other accessories are not included and must be ordered separately. Hanging rails are included with 24" and 30" wide lateral drawers only. (See *Tower Accessories for pricing and order entry information*)

Half depth adjustable shelves and coat hooks may be ordered separately allowing the cupboard area of the 15", 24" and 30" wide towers to support binders as well as shorter coats. (See *Tower Accessories for pricing and order entry information*)

Note: Veneer front towers are comprised of a steel case with wood veneer fronts and top.

- 15" w Side Access and Display towers include (1) lock.
- Single door towers, double door towers, 24" w and 30" w Side Access and Display towers include (2) locks. (Except full-height doors which include (1) lock)
- Front Access (only) towers with wardrobe include (3) locks. (Except full-height doors with wardrobe which include (2) locks)

Critical Dimensions

Dimensions under, **w**, **d** and **h** are actual to the nearest ¹/₁₆"

42", 50", 57" and 64" Tower Internal Dimensions

- Box and M drawer height: 4⁵/₁₆"
- Box and M drawer width: 12¹/₁₆"
- Box and M drawer depth: 18³/₈"
- File drawer height: 9¹/₄"
- File drawer width: 12¹/₁₆"
- File drawer depth: 18³/₈"

Note: All towers are configured from the top down with standard combinations of box and file drawers.

Pull finish is aluminum:

- AA - Aluminum
- AB - Black
- AN - Nickel

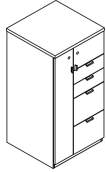
Storage Towers Veneer Front - Template Pull

24" Wide Storage Towers

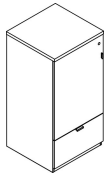
50" High

Series 2 Storage

description	type	w	d	h	lock	pattern no.	V1	V2
50" High tower with two box and two file drawers and door and wardrobe (left hand shown)	left hand	23 ⁷ / ₈ "	23 ¹ / ₂ "	48 ³ / ₁₆ "	Y	BT3WSLH5024BBFFLV	\$4,597.	\$4,958.
	right hand	23 ⁷ / ₈ "	23 ¹ / ₂ "	48 ³ / ₁₆ "	Y	BT3WSRH5024BBFFLV	4,597.	4,958.



50" High Single Door tower with wide drawer (left hand shown)	left hand	23 ⁷ / ₈ "	23 ¹ / ₂ "	48 ³ / ₁₆ "	Y	BT3SLH5024WLV	2,885.	3,111.
	right hand	23 ⁷ / ₈ "	23 ¹ / ₂ "	48 ³ / ₁₆ "	Y	BT3SRH5024WLV	2,885.	3,111.



Order Code

Example:	BT3SLH5724FFL-VC 113
BT3	Series 2 Veneer Front
S	Single Door
LH	Left Hand Access
57	57" High
24	24" Wide
F	File Drawer
F	File Drawer
L	Locking
VC	Front Finish Medium Cherry
113	Case Finish Dark Grey

Specification Information

For non-locking towers, deduct as follows from the list price for each unit: Deduct \$30 for (1) lock unit, \$60 for (2) lock unit, and \$75 for a (3) lock unit. Substitute the "L" suffix with an "N" within the pattern number to designate a non-locking unit, example (RT3SLH6424BBFN)

Application Notes

Hanging rails and other accessories are not included and must be ordered separately. Hanging rails are included with 24" and 30" wide lateral drawers only. (See *Tower Accessories for pricing and order entry information*)

Half depth adjustable shelves and coat hooks may be ordered separately allowing the cupboard area of the 15", 24" and 30" wide towers to support binders as well as shorter coats. (See *Tower Accessories for pricing and order entry information*)

Note: Veneer front towers are comprised of a steel case with wood veneer fronts and top.

- 15" w Side Access and Display towers include (1) lock.
- Single door towers, double door towers, 24" w and 30" w Side Access and Display towers include (2) locks. (Except full-height doors which include (1) lock)
- Front Access (only) towers with wardrobe include (3) locks. (Except full-height doors with wardrobe which include (2) locks)

Critical Dimensions

Dimensions under, **w**, **d** and **h** are actual to the nearest ¹/₁₆"

42", 50", 57" and 64" Tower Internal Dimensions

- Box and M drawer height: 4⁵/₁₆"
- Box and M drawer width: 12¹/₁₆"
- Box and M drawer depth: 18³/₈"
- File drawer height: 9¹/₄"
- File drawer width: 12¹/₁₆"
- File drawer depth: 18³/₈"
- Wide drawer height: 9⁹/₁₆"
- Wide drawer width: 20³/₄"
- Wide drawer depth: 22⁷/₈"

Note: All towers are configured from the top down with standard combinations of box and file drawers.

Pull finish is aluminum:

- AA - Aluminum
- AB - Black
- AN - Nickel

Storage Towers Veneer Front - Template Pull

24" Wide Storage Towers

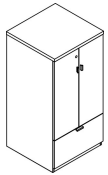
50" High

Series 2 Storage

description	type	w	d	h	lock	pattern no.	V1	V2
50" High Single Door tower with two wide drawers (left hand shown)	left hand	23 ⁷ / ₈ "	23 ¹ / ₂ "	48 ⁵ / ₁₆ "	Y	BT3SLH5024WWLV	\$3,551.	\$3,829.
	right hand	23 ⁷ / ₈ "	23 ¹ / ₂ "	48 ⁵ / ₁₆ "	Y	BT3SRH5024WWLV	3,551.	3,829.

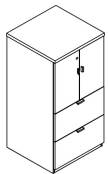


50" High Double Door tower with one wide drawer		23 ⁷ / ₈ "	23 ¹ / ₂ "	48 ⁵ / ₁₆ "	Y	BT3D5024WLV	3,685.	3,977.
---	--	----------------------------------	----------------------------------	-----------------------------------	---	--------------------	--------	--------



24" and 30" wide double door cabinets may be ordered with a grommet option located in the back of the case by adding a "G" between the 4th and 5th character of the pattern number, example (BT3DG6424WLV). Add \$100 for this option. **Note**, by adding a "G" option, the cabinet will also receive AV hinged doors.

50" High Double Door tower with two wide drawers		23 ⁷ / ₈ "	23 ¹ / ₂ "	48 ⁵ / ₁₆ "	Y	BT3D5024WWLV	4,236.	4,568.
--	--	----------------------------------	----------------------------------	-----------------------------------	---	---------------------	--------	--------



24" and 30" wide double door cabinets may be ordered with a grommet option located in the back of the case by adding a "G" between the 4th and 5th character of the pattern number, example (BT3DG6424WLV). Add \$100 for this option. **Note**, by adding a "G" option, the cabinet will also receive AV hinged doors.

Order Code

Example:	BT3SLH5724FFL-VC 113
BT3	Series 2 Veneer Front
S	Single Door
LH	Left Hand Access
57	57" High
24	24" Wide
F	File Drawer
F	File Drawer
L	Locking
VC	Front Finish Medium Cherry
113	Case Finish Dark Grey

Specification Information

For non-locking towers, deduct as follows from the list price for each unit: Deduct \$30 for (1) lock unit, \$60 for (2) lock unit, and \$75 for a (3) lock unit. Substitute the "L" suffix with an "N" within the pattern number to designate a non-locking unit, example (RT3SLH6424BBFN)

"M" drawers consisting of a box drawer body with a file drawer head are available by substituting any two "B" or any one "F" character within the pattern number, example (RT3SLH6424MFN). Multiple "M" drawers may be specified providing they equal the total modules available.

A 6" drawer, behind a cupboard door is available by adding the numeral 1 to the end of the pattern number, example (RT3SLH6424BBF1)

Note: 6" drawer behind doors are not available within the wardrobe portion of towers. Drawers behind doors are painted black.

Note: Drawer behind doors list pricing is as follows: 1=\$255

Application Notes

Hanging rails and other accessories are not included and must be ordered separately. Hanging rails are included with 24" and 30" wide lateral drawers only. (See *Tower Accessories for pricing and order entry information*)

Half depth adjustable shelves and coat hooks may be ordered separately allowing the cupboard area of the 15", 24" and 30" wide towers to support binders as well as shorter coats. (See *Tower Accessories for pricing and order entry information*)

Note: Veneer front towers are comprised of a steel case with wood veneer fronts and top.

- 15" w Side Access and Display towers include (1) lock.
- Single door towers, double door towers, 24" w and 30" w Side Access and Display towers include (2) locks. (Except full-height doors which include (1) lock)
- Front Access (only) towers with wardrobe include (3) locks. (Except full-height doors with wardrobe which include (2) locks)

Critical Dimensions

Dimensions under, **w**, **d** and **h** are actual to the nearest ¹/₁₆"

42", 50", 57" and 64" Tower Internal Dimensions

- Box and M drawer height: 4⁵/₁₆"
- Box and M drawer width: 12¹/₁₆"
- Box and M drawer depth: 18³/₈"
- File drawer height: 9¹/₄"
- File drawer width: 12¹/₁₆"
- File drawer depth: 18³/₈"
- Wide drawer height: 9⁹/₁₆"
- Wide drawer width: 20³/₄"
- Wide drawer depth: 22⁷/₈"

Note: All towers are configured from the top down with standard combinations of box and file drawers.

Pull finish is aluminum:

- AA - Aluminum
- AB - Black
- AN - Nickel

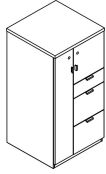
Storage Towers Veneer Front - Template Pull

24" Wide Storage Towers

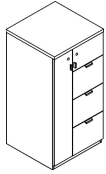
50" High

Series 2 Storage

description	type	w	d	h	lock	pattern no.	V1	V2
50" High tower with one box and two file drawers and door and wardrobe (left hand shown)	left hand	23 ⁷ / ₈ "	23 ¹ / ₂ "	48 ⁵ / ₁₆ "	Y	BT3WSLH5024BFFLV	\$4,184.	\$4,512.
	right hand	23 ⁷ / ₈ "	23 ¹ / ₂ "	48 ⁵ / ₁₆ "	Y	BT3WSRH5024BFFLV	4,184.	4,512.



50" High tower with three file drawers and door and wardrobe (left hand shown)	left hand	23 ⁷ / ₈ "	23 ¹ / ₂ "	48 ⁵ / ₁₆ "	Y	BT3WSLH5024FFFLV	4,208.	4,539.
	right hand	23 ⁷ / ₈ "	23 ¹ / ₂ "	48 ⁵ / ₁₆ "	Y	BT3WSRH5024FFFLV	4,208.	4,539.



Order Code

Example:	BT3SLH5724FFL-VC 113
BT3	Series 2 Veneer Front
S	Single Door
LH	Left Hand Access
57	57" High
24	24" Wide
F	File Drawer
F	File Drawer
L	Locking
VC	Front Finish Medium Cherry
113	Case Finish Dark Grey

Specification Information

For non-locking towers, deduct as follows from the list price for each unit: Deduct \$30 for (1) lock unit, \$60 for (2) lock unit, and \$75 for a (3) lock unit. Substitute the "L" suffix with an "N" within the pattern number to designate a non-locking unit, example (RT3SLH6424BBFN)

"M" drawers consisting of a box drawer body with a file drawer head are available by substituting any two "B" or any one "F" character within the pattern number, example (RT3SLH6424MFN). Multiple "M" drawers may be specified providing they equal the total modules available.

A 6" drawer, behind a cupboard door is available by adding the numeral 1 to the end of the pattern number, example (RT3SLH6424BBFL1)

Note: 6" drawer behind doors are not available within the wardrobe portion of towers. Drawers behind doors are painted black.

Note: Drawer behind doors list pricing is as follows: 1=\$255

Application Notes

Hanging rails and other accessories are not included and must be ordered separately. Hanging rails are included with 24" and 30" wide lateral drawers only. (See *Tower Accessories for pricing and order entry information*)

Half depth adjustable shelves and coat hooks may be ordered separately allowing the cupboard area of the 15", 24" and 30" wide towers to support binders as well as shorter coats. (See *Tower Accessories for pricing and order entry information*)

Note: Veneer front towers are comprised of a steel case with wood veneer fronts and top.

- 15" w Side Access and Display towers include (1) lock.
- Single door towers, double door towers, 24" w and 30" w Side Access and Display towers include (2) locks. (Except full-height doors which include (1) lock)
- Front Access (only) towers with wardrobe include (3) locks. (Except full-height doors with wardrobe which include (2) locks)

Critical Dimensions

Dimensions under, **w**, **d** and **h** are actual to the nearest ¹/₁₆"

42", 50", 57" and 64" Tower Internal Dimensions

- Box and M drawer height: 4⁵/₁₆"
- Box and M drawer width: 12¹/₁₆"
- Box and M drawer depth: 18³/₈"
- File drawer height: 9¹/₄"
- File drawer width: 12¹/₁₆"
- File drawer depth: 18³/₈"
- Wide drawer height: 9⁹/₁₆"
- Wide drawer width: 20³/₄"
- Wide drawer depth: 22⁷/₈"

Note: All towers are configured from the top down with standard combinations of box and file drawers.

Pull finish is aluminum:

- AA - Aluminum
- AB - Black
- AN - Nickel

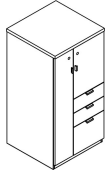
Storage Towers Veneer Front - Template Pull

24" Wide Storage Towers

50" High

Series 2 Storage

description	type	w	d	h	lock	pattern no.	V1	V2
50" High tower with two box and one file drawer and door and wardrobe (left hand shown)	left hand	23 ⁷ / ₈ "	23 ¹ / ₂ "	48 ³ / ₁₆ "	Y	BT3WSLH5024BBFLV	\$4,303.	\$4,637.
	right hand	23 ⁷ / ₈ "	23 ¹ / ₂ "	48 ³ / ₁₆ "	Y	BT3WSRH5024BBFLV	4,303.	4,637.



50" High tower with two file drawers and door and wardrobe (left hand shown)	left hand	23 ⁷ / ₈ "	23 ¹ / ₂ "	48 ³ / ₁₆ "	Y	BT3WSLH5024FFLV	3,556.	3,830.
	right hand	23 ⁷ / ₈ "	23 ¹ / ₂ "	48 ³ / ₁₆ "	Y	BT3WSRH5024FFLV	3,556.	3,830.



Series 2 Veneer Front Storage

Order Code

Example:	BT3SLH5724FFL-VC 113
BT3	Series 2 Veneer Front
S	Single Door
LH	Left Hand Access
57	57" High
24	24" Wide
F	File Drawer
F	File Drawer
L	Locking
VC	Front Finish Medium Cherry
113	Case Finish Dark Grey

Specification Information

For non-locking towers, deduct as follows from the list price for each unit: Deduct \$30 for (1) lock unit, \$60 for (2) lock unit, and \$75 for a (3) lock unit. Substitute the "L" suffix with an "N" within the pattern number to designate a non-locking unit, example (RT3SLH6424BBFN)

"M" drawers consisting of a box drawer body with a file drawer head are available by substituting any two "B" or any one "F" character within the pattern number, example (RT3SLH6424MFN). Multiple "M" drawers may be specified providing they equal the total modules available.

A 6" drawer, behind a cupboard door is available by adding the numeral 1 to the end of the pattern number, example (RT3SLH6424BBFL1)

Note: 6" drawer behind doors are not available within the wardrobe portion of towers. Drawers behind doors are painted black.

Note: Drawer behind doors list pricing is as follows: 1=\$255

Application Notes

Hanging rails and other accessories are not included and must be ordered separately. Hanging rails are included with 24" and 30" wide lateral drawers only. (See *Tower Accessories for pricing and order entry information*)

Half depth adjustable shelves and coat hooks may be ordered separately allowing the cupboard area of the 15", 24" and 30" wide towers to support binders as well as shorter coats. (See *Tower Accessories for pricing and order entry information*)

Note: Veneer front towers are comprised of a steel case with wood veneer fronts and top.

- 15" w Side Access and Display towers include (1) lock.
- Single door towers, double door towers, 24" w and 30" w Side Access and Display towers include (2) locks. (Except full-height doors which include (1) lock)
- Front Access (only) towers with wardrobe include (3) locks. (Except full-height doors with wardrobe which include (2) locks)

Critical Dimensions

Dimensions under, **w**, **d** and **h** are actual to the nearest ¹/₁₆"

42", 50", 57" and 64" Tower Internal Dimensions

- Box and M drawer height: 4⁵/₁₆"
- Box and M drawer width: 12¹/₁₆"
- Box and M drawer depth: 18³/₈"
- File drawer height: 9¹/₄"
- File drawer width: 12¹/₁₆"
- File drawer depth: 18³/₈"
- Wide drawer height: 9⁹/₁₆"
- Wide drawer width: 20³/₄"
- Wide drawer depth: 22⁷/₈"

Note: All towers are configured from the top down with standard combinations of box and file drawers.

Pull finish is aluminum:

- AA - Aluminum
- AB - Black
- AN - Nickel

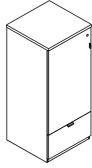
Storage Towers Veneer Front - Template Pull

24" Wide Storage Towers

57" High

Series 2 Storage

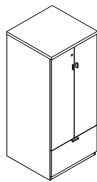
description	type	w	d	h	lock	pattern no.	V1	V2
57" High Single Door tower with wide drawer (left hand shown)	left hand	23 ⁷ / ₈ "	23 ¹ / ₂ "	56 ³ / ₁₆ "	Y	BT3SLH5724WLV	\$2,979.	\$3,211.
	right hand	23 ⁷ / ₈ "	23 ¹ / ₂ "	56 ³ / ₁₆ "	Y	BT3SRH5724WLV	2,979.	3,211.



57" High Single Door tower with two wide drawers (left hand shown)	left hand	23 ⁷ / ₈ "	23 ¹ / ₂ "	56 ³ / ₁₆ "	Y	BT3SLH5724WWLV	3,600.	3,883.
	right hand	23 ⁷ / ₈ "	23 ¹ / ₂ "	56 ³ / ₁₆ "	Y	BT3SRH5724WWLV	3,600.	3,883.



57" High Double Door tower with one wide drawer		23 ⁷ / ₈ "	23 ¹ / ₂ "	56 ³ / ₁₆ "	Y	BT3D5724WLV	3,762.	4,057.
---	--	----------------------------------	----------------------------------	-----------------------------------	---	--------------------	--------	--------



24" and 30" wide double door cabinets may be ordered with a grommet option located in the back of the case by adding a "G" between the 4th and 5th character of the pattern number, example (BT3DG6424WLV). Add \$100 for this option. **Note**, by adding a "G" option, the cabinet will also receive AV hinged doors.

Order Code

Example:	BT3SLH5724FFL-VC 113
BT3	Series 2 Veneer Front
S	Single Door
LH	Left Hand Access
57	57" High
24	24" Wide
F	File Drawer
F	File Drawer
L	Locking
VC	Front Finish Medium Cherry
113	Case Finish Dark Grey

Specification Information

For non-locking towers, deduct as follows from the list price for each unit: Deduct \$30 for (1) lock unit, \$60 for (2) lock unit, and \$75 for a (3) lock unit. Substitute the "L" suffix with an "N" within the pattern number to designate a non-locking unit, example (RT3SLH6424BBFN)

"M" drawers consisting of a box drawer body with a file drawer head are available by substituting any two "B" or any one "F" character within the pattern number, example (RT3SLH6424MFN). Multiple "M" drawers may be specified providing they equal the total modules available.

A 6" drawer, behind a cupboard door is available by adding the numeral 1 to the end of the pattern number, example (RT3SLH6424BBFL1)

Note: 6" drawer behind doors are not available within the wardrobe portion of towers. Drawers behind doors are painted black.

Note: Drawer behind doors list pricing is as follows: 1=\$255

Application Notes

Hanging rails and other accessories are not included and must be ordered separately. Hanging rails are included with 24" and 30" wide lateral drawers only. (See *Tower Accessories for pricing and order entry information*)

Half depth adjustable shelves and coat hooks may be ordered separately allowing the cupboard area of the 15", 24" and 30" wide towers to support binders as well as shorter coats. (See *Tower Accessories for pricing and order entry information*)

Note: Veneer front towers are comprised of a steel case with wood veneer fronts and top.

- 15" w Side Access and Display towers include (1) lock.
- Single door towers, double door towers, 24" w and 30" w Side Access and Display towers include (2) locks. (Except full-height doors which include (1) lock)
- Front Access (only) towers with wardrobe include (3) locks. (Except full-height doors with wardrobe which include (2) locks)

Critical Dimensions

Dimensions under, **w**, **d** and **h** are actual to the nearest 1/16"

42", 50", 57" and 64" Tower Internal Dimensions

- Box and M drawer height: 4⁷/₁₆"
- Box and M drawer width: 12¹/₁₆"
- Box and M drawer depth: 18³/₈"
- File drawer height: 9¹/₄"
- File drawer width: 12¹/₁₆"
- File drawer depth: 18³/₈"
- Wide drawer height: 9⁹/₁₆"
- Wide drawer width: 20³/₄"
- Wide drawer depth: 22⁷/₈"

Note: All towers are configured from the top down with standard combinations of box and file drawers.

Pull finish is aluminum:

- AA - Aluminum
- AB - Black
- AN - Nickel

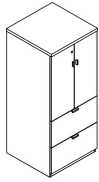
Storage Towers Veneer Front - Template Pull

24" Wide Storage Towers

57" High

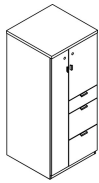
Series 2 Storage

description	type	w	d	h	lock	pattern no.	V1	V2
57" High Double Door tower with two wide drawers		23 ⁷ / ₈ "	23 ¹ / ₂ "	56 ³ / ₁₆ "	Y	BT3D5724WWLV	\$4,437.	\$4,786.



24" and 30" wide double door cabinets may be ordered with a grommet option located in the back of the case by adding a "G" between the 4th and 5th character of the pattern number, example (BT3D**G**6424WLV). Add \$100 for this option. **Note**, by adding a "G" option, the cabinet will also receive AV hinged doors.

57" High tower with one box and two file drawers and door and wardrobe (left hand shown)	left hand	23 ⁷ / ₈ "	23 ¹ / ₂ "	56 ³ / ₁₆ "	Y	BT3WSLH5724BFFLV	4,312.	4,653.
	right hand	23 ⁷ / ₈ "	23 ¹ / ₂ "	56 ³ / ₁₆ "	Y	BT3WSRH5724BFFLV	4,312.	4,653.



Series 2 Veneer Front Storage

Order Code

Example:	BT3SLH5724FFL-VC 113
BT3	Series 2 Veneer Front
S	Single Door
LH	Left Hand Access
57	57" High
24	24" Wide
F	File Drawer
F	File Drawer
L	Locking
VC	Front Finish Medium Cherry
113	Case Finish Dark Grey

Specification Information

For non-locking towers, deduct as follows from the list price for each unit: Deduct \$30 for (1) lock unit, \$60 for (2) lock unit, and \$75 for a (3) lock unit. Substitute the "L" suffix with an "N" within the pattern number to designate a non-locking unit, example (RT3SLH6424BBFN)

Application Notes

Hanging rails and other accessories are not included and must be ordered separately. Hanging rails are included with 24" and 30" wide lateral drawers only. (See *Tower Accessories for pricing and order entry information*)

Half depth adjustable shelves and coat hooks may be ordered separately allowing the cupboard area of the 15", 24" and 30" wide towers to support binders as well as shorter coats. (See *Tower Accessories for pricing and order entry information*)

Note: Veneer front towers are comprised of a steel case with wood veneer fronts and top.

- 15" w Side Access and Display towers include (1) lock.
- Single door towers, double door towers, 24" w and 30" w Side Access and Display towers include (2) locks. (Except full-height doors which include (1) lock)
- Front Access (only) towers with wardrobe include (3) locks. (Except full-height doors with wardrobe which include (2) locks)

Critical Dimensions

Dimensions under, **w**, **d** and **h** are actual to the nearest ¹/₁₆"

42", 50", 57" and 64" Tower Internal Dimensions

- Box and M drawer height: 4⁵/₁₆"
- Box and M drawer width: 12¹/₁₆"
- Box and M drawer depth: 18³/₈"
- File drawer height: 9¹/₄"
- File drawer width: 12¹/₁₆"
- File drawer depth: 18³/₈"
- Wide drawer height: 9⁹/₁₆"
- Wide drawer width: 20³/₄"
- Wide drawer depth: 22⁷/₈"

Note: All towers are configured from the top down with standard combinations of box and file drawers.

Pull finish is aluminum:

- AA - Aluminum
- AB - Black
- AN - Nickel

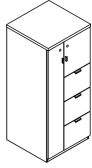
Storage Towers Veneer Front - Template Pull

24" Wide Storage Towers

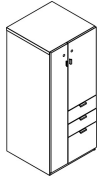
57" High

Series 2 Storage

description	type	w	d	h	lock	pattern no.	V1	V2
57" High tower with three file drawers and door and wardrobe (left hand shown)	left hand	23 ⁷ / ₈ "	23 ¹ / ₂ "	56 ³ / ₁₆ "	Y	BT3WSLH5724FFFLV	\$4,310.	\$4,648.
	right hand	23 ⁷ / ₈ "	23 ¹ / ₂ "	56 ³ / ₁₆ "	Y	BT3WSRH5724FFFLV	4,310.	4,648.



57" High tower with two box and one file drawer and door and wardrobe (left hand shown)	left hand	23 ⁷ / ₈ "	23 ¹ / ₂ "	56 ³ / ₁₆ "	Y	BT3WSLH5724BBFLV	4,310.	4,658.
	right hand	23 ⁷ / ₈ "	23 ¹ / ₂ "	56 ³ / ₁₆ "	Y	BT3WSRH5724BBFLV	4,310.	4,658.



Order Code

Example: **BT3SLH5724FFL-VC 113**

BT3	Series 2 Veneer Front
S	Single Door
LH	Left Hand Access
57	57" High
24	24" Wide
F	File Drawer
F	File Drawer
L	Locking
VC	Front Finish Medium Cherry
113	Case Finish Dark Grey

Specification Information

For non-locking towers, deduct as follows from the list price for each unit: Deduct \$30 for (1) lock unit, \$60 for (2) lock unit, and \$75 for a (3) lock unit. Substitute the "L" suffix with an "N" within the pattern number to designate a non-locking unit, example (RT3SLH6424BBFN)

"M" drawers consisting of a box drawer body with a file drawer head are available by substituting any two "B" or any one "F" character within the pattern number, example (RT3SLH6424MFN). Multiple "M" drawers may be specified providing they equal the total modules available.

A 6" drawer, behind a cupboard door is available by adding the numeral 1 to the end of the pattern number, example (RT3SLH6424BBFL1)

Note: 6" drawer behind doors are not available within the wardrobe portion of towers. Drawers behind doors are painted black.

Note: Drawer behind doors list pricing is as follows: 1=\$255

Application Notes

Hanging rails and other accessories are not included and must be ordered separately. Hanging rails are included with 24" and 30" wide lateral drawers only. (See *Tower Accessories for pricing and order entry information*)

Half depth adjustable shelves and coat hooks may be ordered separately allowing the cupboard area of the 15", 24" and 30" wide towers to support binders as well as shorter coats. (See *Tower Accessories for pricing and order entry information*)

Note: Veneer front towers are comprised of a steel case with wood veneer fronts and top.

- 15" w Side Access and Display towers include (1) lock.
- Single door towers, double door towers, 24" w and 30" w Side Access and Display towers include (2) locks. (Except full-height doors which include (1) lock)
- Front Access (only) towers with wardrobe include (3) locks. (Except full-height doors with wardrobe which include (2) locks)

Critical Dimensions

Dimensions under, **w**, **d** and **h** are actual to the nearest ¹/₁₆"

42", 50", 57" and 64" Tower Internal Dimensions

- Box and M drawer height: 4⁵/₁₆"
- Box and M drawer width: 12¹/₁₆"
- Box and M drawer depth: 18³/₈"
- File drawer height: 9¹/₄"
- File drawer width: 12¹/₁₆"
- File drawer depth: 18³/₈"
- Wide drawer height: 9⁹/₁₆"
- Wide drawer width: 20³/₄"
- Wide drawer depth: 22⁷/₈"

Note: All towers are configured from the top down with standard combinations of box and file drawers.

Pull finish is aluminum:

- AA - Aluminum
- AB - Black
- AN - Nickel

Storage Towers Veneer Front - Template Pull

24" Wide Storage Towers

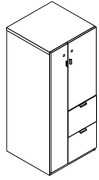
57" High

Series 2 Storage

description	type	w	d	h	lock	pattern no.	V1	V2
57" High tower with two box and two file drawers and door and wardrobe (left hand shown)	left hand	23 ⁷ / ₈ "	23 ¹ / ₂ "	56 ³ / ₁₆ "	Y	BT3WSLH5724BBFFLV	\$4,695.	\$5,065.
	right hand	23 ⁷ / ₈ "	23 ¹ / ₂ "	56 ³ / ₁₆ "	Y	BT3WSRH5724BBFFLV	4,695.	5,065.



57" High tower with two file drawers and door and wardrobe (left hand shown)	left hand	23 ⁷ / ₈ "	23 ¹ / ₂ "	56 ³ / ₁₆ "	Y	BT3WSLH5724FFLV	3,670.	3,952.
	right hand	23 ⁷ / ₈ "	23 ¹ / ₂ "	56 ³ / ₁₆ "	Y	BT3WSRH5724FFLV	3,670.	3,952.



Series 2 Veneer Front Storage

Order Code

Example: **BT3SLH5724FFL-VC 113**

BT3	Series 2 Veneer Front
S	Single Door
LH	Left Hand Access
57	57" High
24	24" Wide
F	File Drawer
F	File Drawer
L	Locking
VC	Front Finish Medium Cherry
113	Case Finish Dark Grey

Specification Information

For non-locking towers, deduct as follows from the list price for each unit: Deduct \$30 for (1) lock unit, \$60 for (2) lock unit, and \$75 for a (3) lock unit. Substitute the "L" suffix with an "N" within the pattern number to designate a non-locking unit, example (RT3SLH6424BBFN)

"M" drawers consisting of a box drawer body with a file drawer head are available by substituting any two "B" or any one "F" character within the pattern number, example (RT3SLH6424MFN). Multiple "M" drawers may be specified providing they equal the total modules available.

A 6" drawer, behind a cupboard door is available by adding the numeral 1 to the end of the pattern number, example (RT3SLH6424BBFL1)

Note: 6" drawer behind doors are not available within the wardrobe portion of towers. Drawers behind doors are painted black.

Note: Drawer behind doors list pricing is as follows: 1=\$255

Application Notes

Hanging rails and other accessories are not included and must be ordered separately. Hanging rails are included with 24" and 30" wide lateral drawers only. (See *Tower Accessories for pricing and order entry information*)

Half depth adjustable shelves and coat hooks may be ordered separately allowing the cupboard area of the 15", 24" and 30" wide towers to support binders as well as shorter coats. (See *Tower Accessories for pricing and order entry information*)

Note: Veneer front towers are comprised of a steel case with wood veneer fronts and top.

- 15" w Side Access and Display towers include (1) lock.
- Single door towers, double door towers, 24" w and 30" w Side Access and Display towers include (2) locks. (Except full-height doors which include (1) lock)
- Front Access (only) towers with wardrobe include (3) locks. (Except full-height doors with wardrobe which include (2) locks)

Critical Dimensions

Dimensions under, **w**, **d** and **h** are actual to the nearest ¹/₁₆"

42", 50", 57" and 64" Tower Internal Dimensions

- Box and M drawer height: 4⁵/₁₆"
- Box and M drawer width: 12¹/₁₆"
- Box and M drawer depth: 18³/₈"
- File drawer height: 9¹/₄"
- File drawer width: 12¹/₁₆"
- File drawer depth: 18³/₈"
- Wide drawer height: 9⁹/₁₆"
- Wide drawer width: 20³/₄"
- Wide drawer depth: 22⁷/₈"

Note: All towers are configured from the top down with standard combinations of box and file drawers.

Pull finish is aluminum:

- AA - Aluminum
- AB - Black
- AN - Nickel

Storage Towers Veneer Front - Template Pull

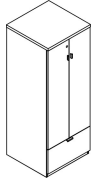
24" Wide Storage Towers

64" High

Series 2 Storage

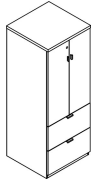
description	type	w	d	h	lock	pattern no.	V1	V2
-------------	------	---	---	---	------	-------------	----	----

64" High Double Door tower with one wide drawer		23 ⁷ / ₈ "	23 ¹ / ₂ "	63 ⁵ / ₁₆ "	Y	BT3D6424WLV	\$3,833.	\$4,135.
---	--	----------------------------------	----------------------------------	-----------------------------------	---	--------------------	----------	----------



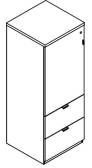
24" and 30" wide double door cabinets may be ordered with a grommet option located in the back of the case by adding a "G" between the 4th and 5th character of the pattern number, example (BT3D**G**6424WLV). Add \$100 for this option. **Note**, by adding a "G" option, the cabinet will also receive AV hinged doors.

64" High Double Door tower with two wide drawers		23 ⁷ / ₈ "	23 ¹ / ₂ "	63 ⁵ / ₁₆ "	Y	BT3D6424WWLV	4,547.	4,906.
--	--	----------------------------------	----------------------------------	-----------------------------------	---	---------------------	--------	--------



24" and 30" wide double door cabinets may be ordered with a grommet option located in the back of the case by adding a "G" between the 4th and 5th character of the pattern number, example (BT3D**G**6424WLV). Add \$100 for this option. **Note**, by adding a "G" option, the cabinet will also receive AV hinged doors.

64" High Single Door tower with two wide drawers (left hand shown)	left hand	23 ⁷ / ₈ "	23 ¹ / ₂ "	63 ⁵ / ₁₆ "	Y	BT3SLH6424WWLV	3,623.	3,908.
	right hand	23 ⁷ / ₈ "	23 ¹ / ₂ "	63 ⁵ / ₁₆ "	Y	BT3SRH6424WWLV	3,623.	3,908.



Order Code

Example:	BT3SLH5724FFL-VC 113
BT3	Series 2 Veneer Front
S	Single Door
LH	Left Hand Access
57	57" High
24	24" Wide
F	File Drawer
F	File Drawer
L	Locking
VC	Front Finish Medium Cherry
113	Case Finish Dark Grey

Specification Information

For non-locking towers, deduct as follows from the list price for each unit: Deduct \$30 for (1) lock unit, \$60 for (2) lock unit, and \$75 for a (3) lock unit. Substitute the "L" suffix with an "N" within the pattern number to designate a non-locking unit, example (RT3SLH6424BBFN)

Application Notes

Hanging rails and other accessories are not included and must be ordered separately. Hanging rails are included with 24" and 30" wide lateral drawers only. (See *Tower Accessories for pricing and order entry information*)

Half depth adjustable shelves and coat hooks may be ordered separately allowing the cupboard area of the 15", 24" and 30" wide towers to support binders as well as shorter coats. (See *Tower Accessories for pricing and order entry information*)

Note: Veneer front towers are comprised of a steel case with wood veneer fronts and top.

- 15" w Side Access and Display towers include (1) lock.
- Single door towers, double door towers, 24" w and 30" w Side Access and Display towers include (2) locks. (Except full-height doors which include (1) lock)
- Front Access (only) towers with wardrobe include (3) locks. (Except full-height doors with wardrobe which include (2) locks)

Critical Dimensions

Dimensions under, **w**, **d** and **h** are actual to the nearest ¹/₁₆"

42", 50", 57" and 64" Tower Internal Dimensions

- Box and M drawer height: 4⁵/₁₆"
- Box and M drawer width: 12¹/₁₆"
- Box and M drawer depth: 18³/₈"
- File drawer height: 9¹/₄"
- File drawer width: 12¹/₁₆"
- File drawer depth: 18³/₈"
- Wide drawer height: 9⁹/₁₆"
- Wide drawer width: 20³/₄"
- Wide drawer depth: 22⁷/₈"

Note: All towers are configured from the top down with standard combinations of box and file drawers.

Pull finish is aluminum:

- AA - Aluminum
- AB - Black
- AN - Nickel

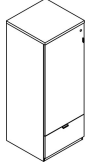
Storage Towers Veneer Front - Template Pull

24" Wide Storage Towers

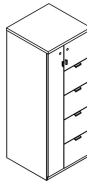
64" High

Series 2 Storage

description	type	w	d	h	lock	pattern no.	V1	V2
64" High Single Door tower with wide drawer (left hand shown)	left hand	23 7/8"	23 1/2"	63 5/16"	Y	BT3SLH6424WLV	\$3,056.	\$3,298.
	right hand	23 7/8"	23 1/2"	63 5/16"	Y	BT3SRH6424WLV	3,056.	3,298.



64" High tower with four file drawers and door and wardrobe (left hand shown)	left hand	23 7/8"	23 1/2"	63 5/16"	Y	BT3WSLH6424FFFLV	4,858.	5,237.
	right hand	23 7/8"	23 1/2"	63 5/16"	Y	BT3WSRH6424FFFLV	4,858.	5,237.



Series 2 Veneer Front Storage

Order Code

Example:	BT3SLH5724FFL-VC 113
BT3	Series 2 Veneer Front
S	Single Door
LH	Left Hand Access
57	57" High
24	24" Wide
F	File Drawer
F	File Drawer
L	Locking
VC	Front Finish Medium Cherry
113	Case Finish Dark Grey

Specification Information

For non-locking towers, deduct as follows from the list price for each unit: Deduct \$30 for (1) lock unit, \$60 for (2) lock unit, and \$75 for a (3) lock unit. Substitute the "L" suffix with an "N" within the pattern number to designate a non-locking unit, example (RT3SLH6424BBFN)

Application Notes

Hanging rails and other accessories are not included and must be ordered separately. Hanging rails are included with 24" and 30" wide lateral drawers only. (See *Tower Accessories for pricing and order entry information*)

Half depth adjustable shelves and coat hooks may be ordered separately allowing the cupboard area of the 15", 24" and 30" wide towers to support binders as well as shorter coats. (See *Tower Accessories for pricing and order entry information*)

Note: Veneer front towers are comprised of a steel case with wood veneer fronts and top.

- 15" w Side Access and Display towers include (1) lock.
- Single door towers, double door towers, 24" w and 30" w Side Access and Display towers include (2) locks. (Except full-height doors which include (1) lock)
- Front Access (only) towers with wardrobe include (3) locks. (Except full-height doors with wardrobe which include (2) locks)

Critical Dimensions

Dimensions under, **w**, **d** and **h** are actual to the nearest 1/16"

42", 50", 57" and 64" Tower Internal Dimensions

- Box and M drawer height: 4 5/16"
- Box and M drawer width: 12 1/16"
- Box and M drawer depth: 18 3/8"
- File drawer height: 9 1/4"
- File drawer width: 12 1/16"
- File drawer depth: 18 3/8"
- Wide drawer height: 9 9/16"
- Wide drawer width: 20 3/4"
- Wide drawer depth: 22 7/8"

Note: All towers are configured from the top down with standard combinations of box and file drawers.

Pull finish is aluminum:

- AA - Aluminum
- AB - Black
- AN - Nickel

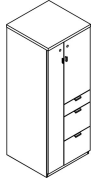
Storage Towers Veneer Front - Template Pull

24" Wide Storage Towers

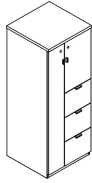
64" High

Series 2 Storage

description	type	w	d	h	lock	pattern no.	V1	V2
64" High tower with one box and two file drawers and door and wardrobe (left hand shown)	left hand	23 ⁷ / ₈ "	23 ¹ / ₂ "	63 ⁵ / ₁₆ "	Y	BT3WSLH6424BFFLV	\$4,438.	\$4,784.
	right hand	23 ⁷ / ₈ "	23 ¹ / ₂ "	63 ⁵ / ₁₆ "	Y	BT3WSRH6424BFFLV	4,438.	4,784.



64" High tower with three file drawers and door and wardrobe (left hand shown)	left hand	23 ⁷ / ₈ "	23 ¹ / ₂ "	63 ⁵ / ₁₆ "	Y	BT3WSLH6424FFFLV	4,413.	4,758.
	right hand	23 ⁷ / ₈ "	23 ¹ / ₂ "	63 ⁵ / ₁₆ "	Y	BT3WSRH6424FFFLV	4,413.	4,758.



Order Code

Example:	BT3SLH5724FFL-VC 113
BT3	Series 2 Veneer Front
S	Single Door
LH	Left Hand Access
57	57" High
24	24" Wide
F	File Drawer
F	File Drawer
L	Locking
VC	Front Finish Medium Cherry
113	Case Finish Dark Grey

Specification Information

For non-locking towers, deduct as follows from the list price for each unit: Deduct \$30 for (1) lock unit, \$60 for (2) lock unit, and \$75 for a (3) lock unit. Substitute the "L" suffix with an "N" within the pattern number to designate a non-locking unit, example (RT3SLH6424BBFN)

"M" drawers consisting of a box drawer body with a file drawer head are available by substituting any two "B" or any one "F" character within the pattern number, example (RT3SLH6424MFN). Multiple "M" drawers may be specified providing they equal the total modules available.

A 6" drawer, behind a cupboard door is available by adding the numeral 1 to the end of the pattern number, example (RT3SLH6424BBFL1)

Note: 6" drawer behind doors are not available within the wardrobe portion of towers. Drawers behind doors are painted black.

Note: Drawer behind doors list pricing is as follows: 1=\$255

Application Notes

Hanging rails and other accessories are not included and must be ordered separately. Hanging rails are included with 24" and 30" wide lateral drawers only. (See *Tower Accessories for pricing and order entry information*)

Half depth adjustable shelves and coat hooks may be ordered separately allowing the cupboard area of the 15", 24" and 30" wide towers to support binders as well as shorter coats. (See *Tower Accessories for pricing and order entry information*)

Note: Veneer front towers are comprised of a steel case with wood veneer fronts and top.

- 15" w Side Access and Display towers include (1) lock.
- Single door towers, double door towers, 24" w and 30" w Side Access and Display towers include (2) locks. (Except full-height doors which include (1) lock)
- Front Access (only) towers with wardrobe include (3) locks. (Except full-height doors with wardrobe which include (2) locks)

Critical Dimensions

Dimensions under, **w**, **d** and **h** are actual to the nearest ¹/₁₆"

42", 50", 57" and 64" Tower Internal Dimensions

- Box and M drawer height: 4⁵/₁₆"
- Box and M drawer width: 12¹/₁₆"
- Box and M drawer depth: 18³/₈"
- File drawer height: 9¹/₄"
- File drawer width: 12¹/₁₆"
- File drawer depth: 18³/₈"
- Wide drawer height: 9⁹/₁₆"
- Wide drawer width: 20³/₄"
- Wide drawer depth: 22⁷/₈"

Note: All towers are configured from the top down with standard combinations of box and file drawers.

Pull finish is aluminum:

- AA - Aluminum
- AB - Black
- AN - Nickel

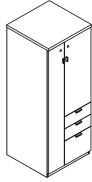
Storage Towers Veneer Front - Template Pull

24" Wide Storage Towers

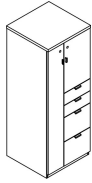
64" High

Series 2 Storage

description	type	w	d	h	lock	pattern no.	V1	V2
64" High tower with two box and one file drawer and door and wardrobe (left hand shown)	left hand	23 ⁷ / ₈ "	23 ¹ / ₂ "	63 ⁵ / ₁₆ "	Y	BT3WSLH6424BBFLV	\$4,334.	\$4,669.
	right hand	23 ⁷ / ₈ "	23 ¹ / ₂ "	63 ⁵ / ₁₆ "	Y	BT3WSRH6424BBFLV	4,334.	4,669.



64" High tower with two box and two file drawers and door and wardrobe (left hand shown)	left hand	23 ⁷ / ₈ "	23 ¹ / ₂ "	63 ⁵ / ₁₆ "	Y	BT3WSLH6424BBFFLV	4,793.	5,169.
	right hand	23 ⁷ / ₈ "	23 ¹ / ₂ "	63 ⁵ / ₁₆ "	Y	BT3WSRH6424BBFFLV	4,793.	5,169.



Series 2 Veneer Front Storage

Order Code

Example: **BT3SLH5724FFL-VC113**

BT3	Series 2 Veneer Front
S	Single Door
LH	Left Hand Access
57	57" High
24	24" Wide
F	File Drawer
F	File Drawer
L	Locking
VC	Front Finish Medium Cherry
113	Case Finish Dark Grey

Specification Information

For non-locking towers, deduct as follows from the list price for each unit: Deduct \$30 for (1) lock unit, \$60 for (2) lock unit, and \$75 for a (3) lock unit. Substitute the "L" suffix with an "N" within the pattern number to designate a non-locking unit, example (RT3SLH6424BBFN)

"M" drawers consisting of a box drawer body with a file drawer head are available by substituting any two "B" or any one "F" character within the pattern number, example (RT3SLH6424MFN). Multiple "M" drawers may be specified providing they equal the total modules available.

A 6" drawer, behind a cupboard door is available by adding the numeral 1 to the end of the pattern number, example (RT3SLH6424BBFL1)

Note: 6" drawer behind doors are not available within the wardrobe portion of towers. Drawers behind doors are painted black.

Note: Drawer behind doors list pricing is as follows: 1=\$255

Application Notes

Hanging rails and other accessories are not included and must be ordered separately. Hanging rails are included with 24" and 30" wide lateral drawers only. (See *Tower Accessories for pricing and order entry information*)

Half depth adjustable shelves and coat hooks may be ordered separately allowing the cupboard area of the 15", 24" and 30" wide towers to support binders as well as shorter coats. (See *Tower Accessories for pricing and order entry information*)

Note: Veneer front towers are comprised of a steel case with wood veneer fronts and top.

- 15" w Side Access and Display towers include (1) lock.
- Single door towers, double door towers, 24" w and 30" w Side Access and Display towers include (2) locks. (Except full-height doors which include (1) lock)
- Front Access (only) towers with wardrobe include (3) locks. (Except full-height doors with wardrobe which include (2) locks)

Critical Dimensions

Dimensions under, **w**, **d** and **h** are actual to the nearest ¹/₁₆"

42", 50", 57" and 64" Tower Internal Dimensions

- Box and M drawer height: 4⁵/₁₆"
- Box and M drawer width: 12¹/₁₆"
- Box and M drawer depth: 18³/₈"
- File drawer height: 9¹/₄"
- File drawer width: 12¹/₁₆"
- File drawer depth: 18³/₈"
- Wide drawer height: 9⁹/₁₆"
- Wide drawer width: 20³/₄"
- Wide drawer depth: 22⁷/₈"

Note: All towers are configured from the top down with standard combinations of box and file drawers.

Pull finish is aluminum:

- AA - Aluminum
- AB - Black
- AN - Nickel

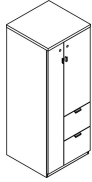
Storage Towers Veneer Front - Template Pull

24" Wide Storage Towers

64" High

Series 2 Storage

description	type	w	d	h	lock	pattern no.	V1	V2
64" High tower with two file drawers and door and wardrobe (left hand shown)	left hand	23 ⁷ / ₈ "	23 ¹ / ₂ "	63 ³ / ₁₆ "	Y	BT3WSLH6424FFLV	\$3,717.	\$4,006.
	right hand	23 ⁷ / ₈ "	23 ¹ / ₂ "	63 ³ / ₁₆ "	Y	BT3WSRH6424FFLV	3,717.	4,006.



Order Code

Example: **BT3SLH5724FFLV-VC113**

BT3	Series 2 Veneer Front
S	Single Door
LH	Left Hand Access
57	57" High
24	24" Wide
F	File Drawer
F	File Drawer
L	Locking
VC	Front Finish Medium Cherry
113	Case Finish Dark Grey

Specification Information

For non-locking towers, deduct as follows from the list price for each unit: Deduct \$30 for (1) lock unit, \$60 for (2) lock unit, and \$75 for a (3) lock unit. Substitute the "L" suffix with an "N" within the pattern number to designate a non-locking unit, example (RT3SLH6424BBFN)

"M" drawers consisting of a box drawer body with a file drawer head are available by substituting any two "B" or any one "F" character within the pattern number, example (RT3SLH6424MFN). Multiple "M" drawers may be specified providing they equal the total modules available.

A 6" drawer, behind a cupboard door is available by adding the numeral 1 to the end of the pattern number, example (RT3SLH6424BBFL1)

Note: 6" drawer behind doors are not available within the wardrobe portion of towers. Drawers behind doors are painted black.

Note: Drawer behind doors list pricing is as follows: 1=\$255

Application Notes

Hanging rails and other accessories are not included and must be ordered separately. Hanging rails are included with 24" and 30" wide lateral drawers only. (See *Tower Accessories for pricing and order entry information*)

Half depth adjustable shelves and coat hooks may be ordered separately allowing the cupboard area of the 15", 24" and 30" wide towers to support binders as well as shorter coats. (See *Tower Accessories for pricing and order entry information*)

Note: Veneer front towers are comprised of a steel case with wood veneer fronts and top.

- 15" w Side Access and Display towers include (1) lock.
- Single door towers, double door towers, 24" w and 30" w Side Access and Display towers include (2) locks. (Except full-height doors which include (1) lock)
- Front Access (only) towers with wardrobe include (3) locks. (Except full-height doors with wardrobe which include (2) locks)

Critical Dimensions

Dimensions under, **w**, **d** and **h** are actual to the nearest 1/16"

42", 50", 57" and 64" Tower Internal Dimensions

- Box and M drawer height: 4⁵/₁₆"
- Box and M drawer width: 12¹/₁₆"
- Box and M drawer depth: 18³/₈"
- File drawer height: 9¹/₄"
- File drawer width: 12¹/₁₆"
- File drawer depth: 18³/₈"
- Wide drawer height: 9⁹/₁₆"
- Wide drawer width: 20³/₄"
- Wide drawer depth: 22⁷/₈"

Note: All towers are configured from the top down with standard combinations of box and file drawers.

Pull finish is aluminum:

- AA - Aluminum
- AB - Black
- AN - Nickel

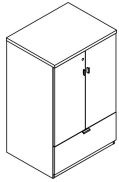
Storage Towers Veneer Front - Template Pull

30" Wide Storage Towers

50" High

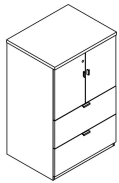
Series 2 Storage

description	type	w	d	h	lock	pattern no.	V1	V2
50" High Double Door tower with one wide drawer		29 ⁷ / ₈ "	23 ¹ / ₂ "	48 ³ / ₁₆ "	Y	BT3D5030WLV	\$4,236.	\$4,568.



24" and 30" wide double door cabinets may be ordered with a grommet option located in the back of the case by adding a "G" between the 4th and 5th character of the pattern number, example (BT3D**G**6424WLV). Add \$100 for this option. **Note**, by adding a "G" option, the cabinet will also receive AV hinged doors.

50" High Double Door tower with two wide drawers		29 ⁷ / ₈ "	23 ¹ / ₂ "	48 ³ / ₁₆ "	Y	BT3D5030WWLV	5,067.	5,464.
--	--	----------------------------------	----------------------------------	-----------------------------------	---	---------------------	--------	--------



24" and 30" wide double door cabinets may be ordered with a grommet option located in the back of the case by adding a "G" between the 4th and 5th character of the pattern number, example (BT3D**G**6424WLV). Add \$100 for this option. **Note**, by adding a "G" option, the cabinet will also receive AV hinged doors.

Series 2 Veneer Front Storage

Order Code

Example:	BT3WSLH5730BBFL-VC 113
BT3	Series 2 Veneer Front
WS	Wardrobe and Single Door
LH	Left Hand Access
57	57" High
30	30" Wide
B	Box Drawer
B	Box Drawer
F	File Drawer
L	Locking
VC	Front Finish Medium Grey
113	Case Finish Dark Grey

Specification Information

For non-locking towers, deduct as follows from the list price for each unit: Deduct \$30 for (1) lock unit, \$60 for (2) lock unit, and \$75 for a (3) lock unit. Substitute the "L" suffix with an "N" within the pattern number to designate a non-locking unit, example (T3WSLH5030BBFN)

- 15" w Side Access and Display towers include (1) lock.
- Single door towers, double door towers, 24" w and 30" w Side Access and Display towers include (2) locks. (Except full-height doors which include (1) lock)
- Front Access (only) towers with wardrobe include (3) locks. (Except full-height doors with wardrobe which include (2) locks)

"M" drawers consisting of a box drawer body with a file drawer head are available by substituting any two "B" or any one "F" character within the pattern number, example (RT3WSLH5030MFN). Multiple "M" drawers may be specified providing they equal the total modules available.

A 6" drawer, behind a cupboard door is available by adding the numeral 1 to the end of the pattern number, example (RT3WSLH6430BBFL1)

Note: 6" drawer behind doors are not available within the wardrobe portion of towers. Drawers behind doors are painted black.

Note: Drawers behind doors list prices are as follows: 1=\$255

Application Notes

Hanging rails and other accessories are not included and must be ordered separately. Hanging rails are included with 24" and 30" wide lateral drawers only. (See *Tower Accessories for pricing and order entry information*)

Half depth adjustable shelves and coat hooks may be ordered separately allowing the cupboard area of the 15", 24" and 30" wide towers to support binders as well as shorter coats. (See *Tower Accessories for pricing and order entry information*)

Note: Veneer front towers are comprised of a steel case with wood veneer fronts and top.

Critical Dimensions

Dimensions under, **w**, **d** and **h** are actual to the nearest ¹/₁₆"

42", 50", 57" and 64" Tower Internal Dimensions

- Box and M drawer height: 4⁵/₁₆"
- Box and M drawer width: 12¹/₁₆"
- Box and M drawer depth: 18³/₈"
- File drawer height: 9¹/₄"
- File drawer width: 12¹/₁₆"
- File drawer depth: 18³/₈"
- Wide drawer height: 9⁹/₁₆"
- Wide drawer width: 20³/₄"
- Wide drawer depth: 22⁷/₈"

Note: All towers are configured from the top down with standard combinations of box and file drawers.

Pull finish is aluminum:

- AA - Aluminum
- AB - Black
- AN - Nickel

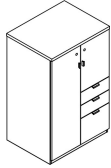
Storage Towers Veneer Front - Template Pull

30" Wide Storage Towers

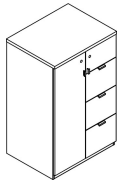
50" High

Series 2 Storage

description	type	w	d	h	lock	pattern no.	V1	V2
50" High tower with two box and one file drawer and door and wardrobe (left hand shown)	left hand	29 ⁷ / ₈ "	23 ¹ / ₂ "	48 ³ / ₁₆ "	Y	BT3WSLH5030BBFLV	\$4,208.	\$4,539.
	right hand	29 ⁷ / ₈ "	23 ¹ / ₂ "	48 ³ / ₁₆ "	Y	BT3WSRH5030BBFLV	4,208.	4,539.



50" High tower with three file drawers and door and wardrobe (left hand shown)	left hand	29 ⁷ / ₈ "	23 ¹ / ₂ "	48 ³ / ₁₆ "	Y	BT3WSLH5030FFFLV	4,285.	4,621.
	right hand	29 ⁷ / ₈ "	23 ¹ / ₂ "	48 ³ / ₁₆ "	Y	BT3WSRH5030FFFLV	4,285.	4,621.



Order Code

Example:	BT3WSLH5730BBFL-VC 113
BT3	Series 2 Veneer Front
WS	Wardrobe and Single Door
LH	Left Hand Access
57	57" High
30	30" Wide
B	Box Drawer
B	Box Drawer
F	File Drawer
L	Locking
VC	Front Finish Medium Grey
113	Case Finish Dark Grey

Specification Information

For non-locking towers, deduct as follows from the list price for each unit: Deduct \$30 for (1) lock unit, \$60 for (2) lock unit, and \$75 for a (3) lock unit. Substitute the "L" suffix with an "N" within the pattern number to designate a non-locking unit, example (T3WSLH5030BBFN)

- 15" w Side Access and Display towers include (1) lock.
- Single door towers, double door towers, 24" w and 30" w Side Access and Display towers include (2) locks. (Except full-height doors which include (1) lock)
- Front Access (only) towers with wardrobe include (3) locks. (Except full-height doors with wardrobe which include (2) locks)

"M" drawers consisting of a box drawer body with a file drawer head are available by substituting any two "B" or any one "F" character within the pattern number, example (RT3WSLH5030MFN). Multiple "M" drawers may be specified providing they equal the total modules available.

A 6" drawer, behind a cupboard door is available by adding the numeral 1 to the end of the pattern number, example (RT3WSLH6430BBFL1)

Note: 6" drawer behind doors are not available within the wardrobe portion of towers. Drawers behind doors are painted black.

Note: Drawers behind doors list prices are as follows: 1=\$255

Application Notes

Hanging rails and other accessories are not included and must be ordered separately. Hanging rails are included with 24" and 30" wide lateral drawers only. (See *Tower Accessories for pricing and order entry information*)

Half depth adjustable shelves and coat hooks may be ordered separately allowing the cupboard area of the 15", 24" and 30" wide towers to support binders as well as shorter coats. (See *Tower Accessories for pricing and order entry information*)

Note: Veneer front towers are comprised of a steel case with wood veneer fronts and top.

Critical Dimensions

Dimensions under, **w**, **d** and **h** are actual to the nearest ¹/₁₆"

42", 50", 57" and 64" Tower Internal Dimensions

- Box and M drawer height: 4⁵/₁₆"
- Box and M drawer width: 12¹/₁₆"
- Box and M drawer depth: 18³/₈"
- File drawer height: 9¹/₄"
- File drawer width: 12¹/₁₆"
- File drawer depth: 18³/₈"
- Wide drawer height: 9³/₁₆"
- Wide drawer width: 20³/₄"
- Wide drawer depth: 22⁷/₈"

Note: All towers are configured from the top down with standard combinations of box and file drawers.

Pull finish is aluminum:

- AA - Aluminum
- AB - Black
- AN - Nickel

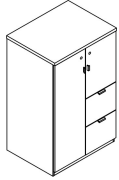
Storage Towers Veneer Front - Template Pull

30" Wide Storage Towers

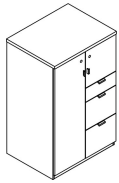
50" High

Series 2 Storage

description	type	w	d	h	lock	pattern no.	V1	V2
50" High tower with two file drawers and door and wardrobe (left hand shown)	left hand	29 ⁷ / ₈ "	23 ¹ / ₂ "	48 ⁵ / ₁₆ "	Y	BT3WSLH5030FFLV	\$3,895.	\$4,199.
	right hand	29 ⁷ / ₈ "	23 ¹ / ₂ "	48 ⁵ / ₁₆ "	Y	BT3WSRH5030FFLV	3,895.	4,199.



50" High tower with one box and two file drawers and door and wardrobe (left hand shown)	left hand	29 ⁷ / ₈ "	23 ¹ / ₂ "	48 ⁵ / ₁₆ "	Y	BT3WSLH5030BFFLV	4,250.	4,583.
	right hand	29 ⁷ / ₈ "	23 ¹ / ₂ "	48 ⁵ / ₁₆ "	Y	BT3WSRH5030BFFLV	4,250.	4,583.



Series 2 Veneer Front Storage

Order Code

Example:	BT3WSLH5730BBFL-VC 113
BT3	Series 2 Veneer Front
WS	Wardrobe and Single Door
LH	Left Hand Access
57	57" High
30	30" Wide
B	Box Drawer
B	Box Drawer
F	File Drawer
L	Locking
VC	Front Finish Medium Grey
113	Case Finish Dark Grey

Specification Information

For non-locking towers, deduct as follows from the list price for each unit: Deduct \$30 for (1) lock unit, \$60 for (2) lock unit, and \$75 for a (3) lock unit. Substitute the "L" suffix with an "N" within the pattern number to designate a non-locking unit, example (T3WSLH5030BBFN)

- 15" w Side Access and Display towers include (1) lock.
- Single door towers, double door towers, 24" w and 30" w Side Access and Display towers include (2) locks. (Except full-height doors which include (1) lock)
- Front Access (only) towers with wardrobe include (3) locks. (Except full-height doors with wardrobe which include (2) locks)

"M" drawers consisting of a box drawer body with a file drawer head are available by substituting any two "B" or any one "F" character within the pattern number, example (RT3WSLH5030MFN). Multiple "M" drawers may be specified providing they equal the total modules available.

A 6" drawer, behind a cupboard door is available by adding the numeral 1 to the end of the pattern number, example (RT3WSLH6430BBFL1)

Note: 6" drawer behind doors are not available within the wardrobe portion of towers. Drawers behind doors are painted black.

Note: Drawers behind doors list prices are as follows: 1=\$255

Application Notes

Hanging rails and other accessories are not included and must be ordered separately. Hanging rails are included with 24" and 30" wide lateral drawers only. (See *Tower Accessories for pricing and order entry information*)

Half depth adjustable shelves and coat hooks may be ordered separately allowing the cupboard area of the 15", 24" and 30" wide towers to support binders as well as shorter coats. (See *Tower Accessories for pricing and order entry information*)

Note: Veneer front towers are comprised of a steel case with wood veneer fronts and top.

Critical Dimensions

Dimensions under, **w**, **d** and **h** are actual to the nearest ¹/₁₆"

42", 50", 57" and 64" Tower Internal Dimensions

- Box and M drawer height: 4⁵/₁₆"
- Box and M drawer width: 12¹/₁₆"
- Box and M drawer depth: 18³/₈"
- File drawer height: 9¹/₄"
- File drawer width: 12¹/₁₆"
- File drawer depth: 18³/₈"
- Wide drawer height: 9⁷/₁₆"
- Wide drawer width: 20³/₄"
- Wide drawer depth: 22⁷/₈"

Note: All towers are configured from the top down with standard combinations of box and file drawers.

Pull finish is aluminum:

- AA - Aluminum
- AB - Black
- AN - Nickel

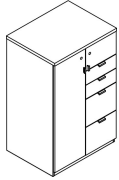
Storage Towers Veneer Front - Template Pull

30" Wide Storage Towers

50" High

Series 2 Storage

description	type	w	d	h	lock	pattern no.	V1	V2
50" High tower with two box and two file drawers and door and wardrobe (left hand shown)	left hand	29 ⁷ / ₈ "	23 ¹ / ₂ "	48 ³ / ₁₆ "	Y	BT3WSLH5030BBFFLV	\$4,663.	\$5,031.
	right hand	29 ⁷ / ₈ "	23 ¹ / ₂ "	48 ³ / ₁₆ "	Y	BT3WSRH5030BBFFLV	4,663.	5,031.



Order Code

Example: **BT3WSLH5730BBFL-VC 113**

BT3	Series 2 Veneer Front
WS	Wardrobe and Single Door
LH	Left Hand Access
57	57" High
30	30" Wide
B	Box Drawer
B	Box Drawer
F	File Drawer
L	Locking
VC	Front Finish Medium Grey
113	Case Finish Dark Grey

Specification Information

For non-locking towers, deduct as follows from the list price for each unit: Deduct \$30 for (1) lock unit, \$60 for (2) lock unit, and \$75 for a (3) lock unit. Substitute the "L" suffix with an "N" within the pattern number to designate a non-locking unit, example (T3WSLH5030BBFN)

- 15" w Side Access and Display towers include (1) lock.
- Single door towers, double door towers, 24" w and 30" w Side Access and Display towers include (2) locks. (Except full-height doors which include (1) lock)
- Front Access (only) towers with wardrobe include (3) locks. (Except full-height doors with wardrobe which include (2) locks)

"M" drawers consisting of a box drawer body with a file drawer head are available by substituting any two "B" or any one "F" character within the pattern number, example (RT3WSLH5030MFN). Multiple "M" drawers may be specified providing they equal the total modules available.

A 6" drawer, behind a cupboard door is available by adding the numeral 1 to the end of the pattern number, example (RT3WSLH6430BBFL1)

Note: 6" drawer behind doors are not available within the wardrobe portion of towers. Drawers behind doors are painted black.

Note: Drawers behind doors list prices are as follows: 1=\$255

Application Notes

Hanging rails and other accessories are not included and must be ordered separately. Hanging rails are included with 24" and 30" wide lateral drawers only. (See *Tower Accessories for pricing and order entry information*)

Half depth adjustable shelves and coat hooks may be ordered separately allowing the cupboard area of the 15", 24" and 30" wide towers to support binders as well as shorter coats. (See *Tower Accessories for pricing and order entry information*)

Note: Veneer front towers are comprised of a steel case with wood veneer fronts and top.

Critical Dimensions

Dimensions under, **w**, **d** and **h** are actual to the nearest ¹/₁₆"

42", 50", 57" and 64" Tower Internal Dimensions

- Box and M drawer height: 4⁵/₁₆"
- Box and M drawer width: 12¹/₁₆"
- Box and M drawer depth: 18³/₈"
- File drawer height: 9¹/₄"
- File drawer width: 12¹/₁₆"
- File drawer depth: 18³/₈"
- Wide drawer height: 9⁹/₁₆"
- Wide drawer width: 20³/₄"
- Wide drawer depth: 22⁷/₈"

Note: All towers are configured from the top down with standard combinations of box and file drawers.

Pull finish is aluminum:

- AA - Aluminum
- AB - Black
- AN - Nickel

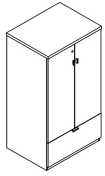
Storage Towers Veneer Front - Template Pull

30" Wide Storage Towers

57" High

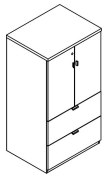
Series 2 Storage

description	type	w	d	h	lock	pattern no.	V1	V2
57" High Double Door tower with one wide drawer		29 ⁷ / ₈ "	23 ¹ / ₂ "	56 ³ / ₁₆ "	Y	BT3D5730WLV	\$4,346.	\$4,687.



24" and 30" wide double door cabinets may be ordered with a grommet option located in the back of the case by adding a "G" between the 4th and 5th character of the pattern number, example (BT3DG6424WLV). Add \$100 for this option. **Note**, by adding a "G" option, the cabinet will also receive AV hinged doors.

57" High Double Door tower with two wide drawers		29 ⁷ / ₈ "	23 ¹ / ₂ "	56 ³ / ₁₆ "	Y	BT3D5730WWLV	5,288.	5,702.
--	--	----------------------------------	----------------------------------	-----------------------------------	---	---------------------	--------	--------



24" and 30" wide double door cabinets may be ordered with a grommet option located in the back of the case by adding a "G" between the 4th and 5th character of the pattern number, example (BT3DG6424WLV). Add \$100 for this option. **Note**, by adding a "G" option, the cabinet will also receive AV hinged doors.

Series 2 Veneer Front Storage

Order Code

Example:	BT3WSLH5730BBFL-VC 113
BT3	Series 2 Veneer Front
WS	Wardrobe and Single Door
LH	Left Hand Access
57	57" High
30	30" Wide
B	Box Drawer
B	Box Drawer
F	File Drawer
L	Locking
VC	Front Finish Medium Grey
113	Case Finish Dark Grey

Specification Information

For non-locking towers, deduct as follows from the list price for each unit: Deduct \$30 for (1) lock unit, \$60 for (2) lock unit, and \$75 for a (3) lock unit. Substitute the "L" suffix with an "N" within the pattern number to designate a non-locking unit, example (RT3WSLH5030BBFN)

- 15" w Side Access and Display towers include (1) lock.
- Single door towers, double door towers, 24" w and 30" w Side Access and Display towers include (2) locks. (Except full-height doors which include (1) lock)
- Front Access (only) towers with wardrobe include (3) locks. (Except full-height doors with wardrobe which include (2) locks)

"M" drawers consisting of a box drawer body with a file drawer head are available by substituting any two "B" or any one "F" character within the pattern number, example (RT3WSLH5030MFN). Multiple "M" drawers may be specified providing they equal the total modules available.

A 6" drawer, behind a cupboard door is available by adding the numeral 1 to the end of the pattern number, example (RT3WSLH6430BBFL1)

Note: 6" drawer behind doors are not available within the wardrobe portion of towers. Drawers behind doors are painted black.

Note: Drawers behind doors list prices are as follows: 1=\$255

Application Notes

Hanging rails and other accessories are not included and must be ordered separately. Hanging rails are included with 24" and 30" wide lateral drawers only. (See *Tower Accessories for pricing and order entry information*)

Half depth adjustable shelves and coat hooks may be ordered separately allowing the cupboard area of the 15", 24" and 30" wide towers to support binders as well as shorter coats. (See *Tower Accessories for pricing and order entry information*)

Note: Veneer front towers are comprised of a steel case with wood veneer fronts and top.

Critical Dimensions

Dimensions under, **w**, **d** and **h** are actual to the nearest ¹/₁₆"

42", 50", 57" and 64" Tower Internal Dimensions

- Box and M drawer height: 4⁵/₁₆"
- Box and M drawer width: 12¹/₁₆"
- Box and M drawer depth: 18³/₈"
- File drawer height: 9¹/₄"
- File drawer width: 12¹/₁₆"
- File drawer depth: 18³/₈"
- Wide drawer height: 9⁷/₁₆"
- Wide drawer width: 20³/₄"
- Wide drawer depth: 22⁷/₈"

Note: All towers are configured from the top down with standard combinations of box and file drawers.

Pull finish is aluminum:

- AA - Aluminum
- AB - Black
- AN - Nickel

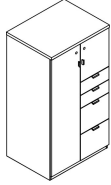
Storage Towers Veneer Front - Template Pull

30" Wide Storage Towers

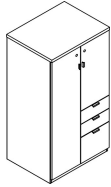
57" High

Series 2 Storage

description	type	w	d	h	lock	pattern no.	V1	V2
57" High tower with two box and two file drawers and door and wardrobe (left hand shown)	left hand	29 ⁷ / ₈ "	23 ¹ / ₂ "	56 ³ / ₁₆ "	Y	BT3WSLH5730BBFLV	\$4,786.	\$5,161.
	right hand	29 ⁷ / ₈ "	23 ¹ / ₂ "	56 ³ / ₁₆ "	Y	BT3WSRH5730BBFLV	4,786.	5,161.



57" High tower with two box and one file drawer and door and wardrobe (left hand shown)	left hand	29 ⁷ / ₈ "	23 ¹ / ₂ "	56 ³ / ₁₆ "	Y	BT3WSLH5730BBFLV	4,408.	4,751.
	right hand	29 ⁷ / ₈ "	23 ¹ / ₂ "	56 ³ / ₁₆ "	Y	BT3WSRH5730BBFLV	4,408.	4,751.



Order Code

Example:	BT3WSLH5730BBFL-VC 113
BT3	Series 2 Veneer Front
WS	Wardrobe and Single Door
LH	Left Hand Access
57	57" High
30	30" Wide
B	Box Drawer
B	Box Drawer
F	File Drawer
L	Locking
VC	Front Finish Medium Grey
113	Case Finish Dark Grey

Specification Information

For non-locking towers, deduct as follows from the list price for each unit: Deduct \$30 for (1) lock unit, \$60 for (2) lock unit, and \$75 for a (3) lock unit. Substitute the "L" suffix with an "N" within the pattern number to designate a non-locking unit, example (RT3WSLH5030BBFN)

- 15" w Side Access and Display towers include (1) lock.
- Single door towers, double door towers, 24" w and 30" w Side Access and Display towers include (2) locks. (Except full-height doors which include (1) lock)
- Front Access (only) towers with wardrobe include (3) locks. (Except full-height doors with wardrobe which include (2) locks)

"M" drawers consisting of a box drawer body with a file drawer head are available by substituting any two "B" or any one "F" character within the pattern number, example (RT3WSLH5030MFN). Multiple "M" drawers may be specified providing they equal the total modules available.

A 6" drawer, behind a cupboard door is available by adding the numeral 1 to the end of the pattern number, example (RT3WSLH6430BBFL1)

Note: 6" drawer behind doors are not available within the wardrobe portion of towers. Drawers behind doors are painted black.

Note: Drawers behind doors list prices are as follows: 1=\$255

Application Notes

Hanging rails and other accessories are not included and must be ordered separately. Hanging rails are included with 24" and 30" wide lateral drawers only. (See *Tower Accessories for pricing and order entry information*)

Half depth adjustable shelves and coat hooks may be ordered separately allowing the cupboard area of the 15", 24" and 30" wide towers to support binders as well as shorter coats. (See *Tower Accessories for pricing and order entry information*)

Note: Veneer front towers are comprised of a steel case with wood veneer fronts and top.

Critical Dimensions

Dimensions under, **w**, **d** and **h** are actual to the nearest ¹/₁₆"

42", 50", 57" and 64" Tower Internal Dimensions

- Box and M drawer height: 4⁵/₁₆"
- Box and M drawer width: 12¹/₁₆"
- Box and M drawer depth: 18³/₈"
- File drawer height: 9¹/₄"
- File drawer width: 12¹/₁₆"
- File drawer depth: 18³/₈"
- Wide drawer height: 9⁹/₁₆"
- Wide drawer width: 20³/₄"
- Wide drawer depth: 22⁷/₈"

Note: All towers are configured from the top down with standard combinations of box and file drawers.

Pull finish is aluminum:

- AA - Aluminum
- AB - Black
- AN - Nickel

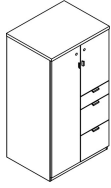
Storage Towers Veneer Front - Template Pull

30" Wide Storage Towers

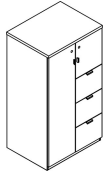
57" High

Series 2 Storage

description	type	w	d	h	lock	pattern no.	V1	V2
57" High tower with one box and two file drawers and door and wardrobe (left hand shown)	left hand	29 ⁷ / ₈ "	23 ¹ / ₂ "	56 ³ / ₁₆ "	Y	BT3WSLH5730BFFLV	\$4,422.	\$4,770.
	right hand	29 ⁷ / ₈ "	23 ¹ / ₂ "	56 ³ / ₁₆ "	Y	BT3WSRH5730BFFLV	4,422.	4,770.



57" High tower with three file drawers and door and wardrobe (left hand shown)	left hand	29 ⁷ / ₈ "	23 ¹ / ₂ "	56 ³ / ₁₆ "	Y	BT3WSLH5730FFFLV	4,408.	4,752.
	right hand	29 ⁷ / ₈ "	23 ¹ / ₂ "	56 ³ / ₁₆ "	Y	BT3WSRH5730FFFLV	4,408.	4,752.



Series 2 Veneer Front Storage

Order Code

Example: **BT3WSLH5730BBFL-VC 113**

BT3	Series 2 Veneer Front
WS	Wardrobe and Single Door
LH	Left Hand Access
57	57" High
30	30" Wide
B	Box Drawer
B	Box Drawer
F	File Drawer
L	Locking
VC	Front Finish Medium Grey
113	Case Finish Dark Grey

Specification Information

For non-locking towers, deduct as follows from the list price for each unit: Deduct \$30 for (1) lock unit, \$60 for (2) lock unit, and \$75 for a (3) lock unit. Substitute the "L" suffix with an "N" within the pattern number to designate a non-locking unit, example (RT3WSLH5030BBFN)

- 15" w Side Access and Display towers include (1) lock.
- Single door towers, double door towers, 24" w and 30" w Side Access and Display towers include (2) locks. (Except full-height doors which include (1) lock)
- Front Access (only) towers with wardrobe include (3) locks. (Except full-height doors with wardrobe which include (2) locks)

"M" drawers consisting of a box drawer body with a file drawer head are available by substituting any two "B" or any one "F" character within the pattern number, example (RT3WSLH5030MFN). Multiple "M" drawers may be specified providing they equal the total modules available.

A 6" drawer, behind a cupboard door is available by adding the numeral 1 to the end of the pattern number, example (RT3WSLH6430BBFL1)

Note: 6" drawer behind doors are not available within the wardrobe portion of towers. Drawers behind doors are painted black.

Note: Drawers behind doors list prices are as follows: 1=\$255

Application Notes

Hanging rails and other accessories are not included and must be ordered separately. Hanging rails are included with 24" and 30" wide lateral drawers only. (See *Tower Accessories for pricing and order entry information*)

Half depth adjustable shelves and coat hooks may be ordered separately allowing the cupboard area of the 15", 24" and 30" wide towers to support binders as well as shorter coats. (See *Tower Accessories for pricing and order entry information*)

Note: Veneer front towers are comprised of a steel case with wood veneer fronts and top.

Critical Dimensions

Dimensions under, **w**, **d** and **h** are actual to the nearest ¹/₁₆"

42", 50", 57" and 64" Tower Internal Dimensions

- Box and M drawer height: 4⁵/₁₆"
- Box and M drawer width: 12¹/₁₆"
- Box and M drawer depth: 18³/₈"
- File drawer height: 9¹/₄"
- File drawer width: 12¹/₁₆"
- File drawer depth: 18³/₈"
- Wide drawer height: 9⁷/₁₆"
- Wide drawer width: 20³/₄"
- Wide drawer depth: 22⁷/₈"

Note: All towers are configured from the top down with standard combinations of box and file drawers.

Pull finish is aluminum:

- AA - Aluminum
- AB - Black
- AN - Nickel

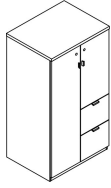
Storage Towers Veneer Front - Template Pull

30" Wide Storage Towers

57" High

Series 2 Storage

description	type	w	d	h	lock	pattern no.	V1	V2
57" High tower with two file drawers and door and wardrobe (left hand shown)	left hand	29 ⁷ / ₈ "	23 ¹ / ₂ "	56 ³ / ₁₆ "	Y	BT3WSLH5730FFLV	\$4,095.	\$4,419.
	right hand	29 ⁷ / ₈ "	23 ¹ / ₂ "	56 ³ / ₁₆ "	Y	BT3WSRH5730FFLV	4,095.	4,419.



Order Code

Example: **BT3WSLH5730BBFL-VC 113**

BT3	Series 2 Veneer Front
WS	Wardrobe and Single Door
LH	Left Hand Access
57	57" High
30	30" Wide
B	Box Drawer
B	Box Drawer
F	File Drawer
L	Locking
VC	Front Finish Medium Grey
113	Case Finish Dark Grey

Specification Information

For non-locking towers, deduct as follows from the list price for each unit: Deduct \$30 for (1) lock unit, \$60 for (2) lock unit, and \$75 for a (3) lock unit. Substitute the "L" suffix with an "N" within the pattern number to designate a non-locking unit, example (RT3WSLH5030BBFN)

- 15" w Side Access and Display towers include (1) lock.
- Single door towers, double door towers, 24" w and 30" w Side Access and Display towers include (2) locks. (Except full-height doors which include (1) lock)
- Front Access (only) towers with wardrobe include (3) locks. (Except full-height doors with wardrobe which include (2) locks)

"M" drawers consisting of a box drawer body with a file drawer head are available by substituting any two "B" or any one "F" character within the pattern number, example (RT3WSLH5030MFN). Multiple "M" drawers may be specified providing they equal the total modules available.

A 6" drawer, behind a cupboard door is available by adding the numeral 1 to the end of the pattern number, example (RT3WSLH6430BBFL1)

Note: 6" drawer behind doors are not available within the wardrobe portion of towers. Drawers behind doors are painted black.

Note: Drawers behind doors list prices are as follows: 1=\$255

Application Notes

Hanging rails and other accessories are not included and must be ordered separately. Hanging rails are included with 24" and 30" wide lateral drawers only. (See *Tower Accessories for pricing and order entry information*)

Half depth adjustable shelves and coat hooks may be ordered separately allowing the cupboard area of the 15", 24" and 30" wide towers to support binders as well as shorter coats. (See *Tower Accessories for pricing and order entry information*)

Note: Veneer front towers are comprised of a steel case with wood veneer fronts and top.

Critical Dimensions

Dimensions under, **w**, **d** and **h** are actual to the nearest ¹/₁₆"

42", 50", 57" and 64" Tower Internal Dimensions

- Box and M drawer height: 4⁵/₁₆"
- Box and M drawer width: 12¹/₁₆"
- Box and M drawer depth: 18³/₈"
- File drawer height: 9¹/₄"
- File drawer width: 12¹/₁₆"
- File drawer depth: 18³/₈"
- Wide drawer height: 9⁹/₁₆"
- Wide drawer width: 20³/₄"
- Wide drawer depth: 22⁷/₈"

Note: All towers are configured from the top down with standard combinations of box and file drawers.

Pull finish is aluminum:

- AA - Aluminum
- AB - Black
- AN - Nickel

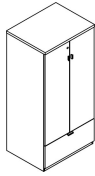
Storage Towers Veneer Front - Template Pull

30" Wide Storage Towers

64" High

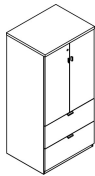
Series 2 Storage

description	type	w	d	h	lock	pattern no.	V1	V2
64" High Double Door tower with one wide drawer		29 ⁷ / ₈ "	23 ¹ / ₂ "	63 ⁷ / ₁₆ "	Y	BT3D6430WLV	\$4,438.	\$4,784.



24" and 30" wide double door cabinets may be ordered with a grommet option located in the back of the case by adding a "G" between the 4th and 5th character of the pattern number, example (BT3DG6424WLV). Add \$100 for this option. **Note**, by adding a "G" option, the cabinet will also receive AV hinged doors.

64" High Double Door tower with two wide drawers		29 ⁷ / ₈ "	23 ¹ / ₂ "	63 ⁷ / ₁₆ "	Y	BT3D6430WWLV	5,326.	5,742.
--	--	----------------------------------	----------------------------------	-----------------------------------	---	---------------------	--------	--------



24" and 30" wide double door cabinets may be ordered with a grommet option located in the back of the case by adding a "G" between the 4th and 5th character of the pattern number, example (BT3DG6424WLV). Add \$100 for this option. **Note**, by adding a "G" option, the cabinet will also receive AV hinged doors.

Series 2 Veneer Front Storage

Order Code

Example:	BT3WSLH5730BBFL-VC 113
BT3	Series 2 Veneer Front
WS	Wardrobe and Single Door
LH	Left Hand Access
57	57" High
30	30" Wide
B	Box Drawer
B	Box Drawer
F	File Drawer
L	Locking
VC	Front Finish Medium Grey
113	Case Finish Dark Grey

Specification Information

For non-locking towers, deduct as follows from the list price for each unit: Deduct \$30 for (1) lock unit, \$60 for (2) lock unit, and \$75 for a (3) lock unit. Substitute the "L" suffix with an "N" within the pattern number to designate a non-locking unit, example (RT3WSLH5030BBFN)

- 15" w Side Access and Display towers include (1) lock.
- Single door towers, double door towers, 24" w and 30" w Side Access and Display towers include (2) locks. (Except full-height doors which include (1) lock)
- Front Access (only) towers with wardrobe include (3) locks. (Except full-height doors with wardrobe which include (2) locks)

"M" drawers consisting of a box drawer body with a file drawer head are available by substituting any two "B" or any one "F" character within the pattern number, example (RT3WSLH5030MFN). Multiple "M" drawers may be specified providing they equal the total modules available.

A 6" drawer, behind a cupboard door is available by adding the numeral 1 to the end of the pattern number, example (RT3WSLH6430BBFL1)

Note: 6" drawer behind doors are not available within the wardrobe portion of towers. Drawers behind doors are painted black.

Note: Drawers behind doors list prices are as follows: 1=\$255

Application Notes

Hanging rails and other accessories are not included and must be ordered separately. Hanging rails are included with 24" and 30" wide lateral drawers only. (See *Tower Accessories for pricing and order entry information*)

Half depth adjustable shelves and coat hooks may be ordered separately allowing the cupboard area of the 15", 24" and 30" wide towers to support binders as well as shorter coats. (See *Tower Accessories for pricing and order entry information*)

Note: Veneer front towers are comprised of a steel case with wood veneer fronts and top.

Critical Dimensions

Dimensions under, **w**, **d** and **h** are actual to the nearest ¹/₁₆"

42", 50", 57" and 64" Tower Internal Dimensions

- Box and M drawer height: 4⁵/₁₆"
- Box and M drawer width: 12¹/₁₆"
- Box and M drawer depth: 18³/₈"
- File drawer height: 9¹/₄"
- File drawer width: 12¹/₁₆"
- File drawer depth: 18³/₈"
- Wide drawer height: 9⁷/₁₆"
- Wide drawer width: 20³/₄"
- Wide drawer depth: 22⁷/₈"

Note: All towers are configured from the top down with standard combinations of box and file drawers.

Pull finish is aluminum:

- AA - Aluminum
- AB - Black
- AN - Nickel

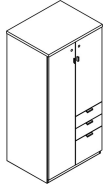
Storage Towers Veneer Front - Template Pull

30" Wide Storage Towers

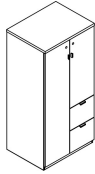
64" High

Series 2 Storage

description	type	w	d	h	lock	pattern no.	V1	V2
64" High tower with two box and one file drawer and door and wardrobe (left hand shown)	left hand	29 ⁷ / ₈ "	23 ¹ / ₂ "	63 ⁷ / ₁₆ "	Y	BT3WSLH6430BBFLV	\$4,488.	\$4,839.
	right hand	29 ⁷ / ₈ "	23 ¹ / ₂ "	63 ⁷ / ₁₆ "	Y	BT3WSRH6430BBFLV	4,488.	4,839.



64" High tower with two file drawers and door and wardrobe (left hand shown)	left hand	29 ⁷ / ₈ "	23 ¹ / ₂ "	63 ⁷ / ₁₆ "	Y	BT3WSLH6430FFLV	4,184.	4,512.
	right hand	29 ⁷ / ₈ "	23 ¹ / ₂ "	63 ⁷ / ₁₆ "	Y	BT3WSRH6430FFLV	4,184.	4,512.



Order Code

Example:	BT3WSLH5730BBFL-VC 113
BT3	Series 2 Veneer Front
WS	Wardrobe and Single Door
LH	Left Hand Access
57	57" High
30	30" Wide
B	Box Drawer
B	Box Drawer
F	File Drawer
L	Locking
VC	Front Finish Medium Grey
113	Case Finish Dark Grey

Specification Information

For non-locking towers, deduct as follows from the list price for each unit: Deduct \$30 for (1) lock unit, \$60 for (2) lock unit, and \$75 for a (3) lock unit. Substitute the "L" suffix with an "N" within the pattern number to designate a non-locking unit, example (RT3WSLH5030BBFN)

- 15" w Side Access and Display towers include (1) lock.
- Single door towers, double door towers, 24" w and 30" w Side Access and Display towers include (2) locks. (Except full-height doors which include (1) lock)
- Front Access (only) towers with wardrobe include (3) locks. (Except full-height doors with wardrobe which include (2) locks)

"M" drawers consisting of a box drawer body with a file drawer head are available by substituting any two "B" or any one "F" character within the pattern number, example (RT3WSLH5030MFN). Multiple "M" drawers may be specified providing they equal the total modules available.

A 6" drawer, behind a cupboard door is available by adding the numeral 1 to the end of the pattern number, example (RT3WSLH6430BBFL1)

Note: 6" drawer behind doors are not available within the wardrobe portion of towers. Drawers behind doors are painted black.

Note: Drawers behind doors list prices are as follows: 1=\$255

Application Notes

Hanging rails and other accessories are not included and must be ordered separately. Hanging rails are included with 24" and 30" wide lateral drawers only. (See *Tower Accessories for pricing and order entry information*)

Half depth adjustable shelves and coat hooks may be ordered separately allowing the cupboard area of the 15", 24" and 30" wide towers to support binders as well as shorter coats. (See *Tower Accessories for pricing and order entry information*)

Note: Veneer front towers are comprised of a steel case with wood veneer fronts and top.

Critical Dimensions

Dimensions under, **w**, **d** and **h** are actual to the nearest ¹/₁₆"

42", 50", 57" and 64" Tower Internal Dimensions

- Box and M drawer height: 4⁵/₁₆"
- Box and M drawer width: 12¹/₁₆"
- Box and M drawer depth: 18³/₈"
- File drawer height: 9¹/₄"
- File drawer width: 12¹/₁₆"
- File drawer depth: 18³/₈"
- Wide drawer height: 9⁷/₁₆"
- Wide drawer width: 20³/₄"
- Wide drawer depth: 22⁷/₈"

Note: All towers are configured from the top down with standard combinations of box and file drawers.

Pull finish is aluminum:

- AA - Aluminum
- AB - Black
- AN - Nickel

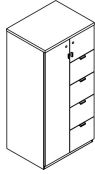
Storage Towers Veneer Front - Template Pull

30" Wide Storage Towers

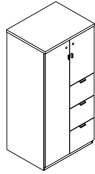
64" High

Series 2 Storage

description	type	w	d	h	lock	pattern no.	V1	V2
64" High tower with four file drawers and door and wardrobe (left hand shown)	left hand	29 ⁷ / ₈ "	23 ¹ / ₂ "	63 ⁵ / ₁₆ "	Y	BT3WSLH6430FFFLV	\$4,971.	\$5,360.
	right hand	29 ⁷ / ₈ "	23 ¹ / ₂ "	63 ⁵ / ₁₆ "	Y	BT3WSRH6430FFFLV	4,971.	5,360.



64" High tower with three file drawers and door and wardrobe (left hand shown)	left hand	29 ⁷ / ₈ "	23 ¹ / ₂ "	63 ⁵ / ₁₆ "	Y	BT3WSLH6430FFFLV	4,528.	4,885.
	right hand	29 ⁷ / ₈ "	23 ¹ / ₂ "	63 ⁵ / ₁₆ "	Y	BT3WSRH6430FFFLV	4,528.	4,885.



Series 2 Veneer Front Storage

Order Code

Example:	BT3WSLH5730BBFL-VC 113
BT3	Series 2 Veneer Front
WS	Wardrobe and Single Door
LH	Left Hand Access
57	57" High
30	30" Wide
B	Box Drawer
B	Box Drawer
F	File Drawer
L	Locking
VC	Front Finish Medium Grey
113	Case Finish Dark Grey

Specification Information

For non-locking towers, deduct as follows from the list price for each unit: Deduct \$30 for (1) lock unit, \$60 for (2) lock unit, and \$75 for a (3) lock unit. Substitute the "L" suffix with an "N" within the pattern number to designate a non-locking unit, example (RT3WSLH5030BBFN)

- 15" w Side Access and Display towers include (1) lock.
- Single door towers, double door towers, 24" w and 30" w Side Access and Display towers include (2) locks. (Except full-height doors which include (1) lock)
- Front Access (only) towers with wardrobe include (3) locks. (Except full-height doors with wardrobe which include (2) locks)

"M" drawers consisting of a box drawer body with a file drawer head are available by substituting any two "B" or any one "F" character within the pattern number, example (RT3WSLH5030MFN). Multiple "M" drawers may be specified providing they equal the total modules available.

A 6" drawer, behind a cupboard door is available by adding the numeral 1 to the end of the pattern number, example (RT3WSLH6430BBFL1)

Note: 6" drawer behind doors are not available within the wardrobe portion of towers. Drawers behind doors are painted black.

Note: Drawers behind doors list prices are as follows: 1=\$255

Application Notes

Hanging rails and other accessories are not included and must be ordered separately. Hanging rails are included with 24" and 30" wide lateral drawers only. (See *Tower Accessories for pricing and order entry information*)

Half depth adjustable shelves and coat hooks may be ordered separately allowing the cupboard area of the 15", 24" and 30" wide towers to support binders as well as shorter coats. (See *Tower Accessories for pricing and order entry information*)

Note: Veneer front towers are comprised of a steel case with wood veneer fronts and top.

Critical Dimensions

Dimensions under, **w**, **d** and **h** are actual to the nearest ¹/₁₆"

42", 50", 57" and 64" Tower Internal Dimensions

- Box and M drawer height: 4⁵/₁₆"
- Box and M drawer width: 12¹/₁₆"
- Box and M drawer depth: 18³/₈"
- File drawer height: 9¹/₄"
- File drawer width: 12¹/₁₆"
- File drawer depth: 18³/₈"
- Wide drawer height: 9⁹/₁₆"
- Wide drawer width: 20³/₄"
- Wide drawer depth: 22⁷/₈"

Note: All towers are configured from the top down with standard combinations of box and file drawers.

Pull finish is aluminum:

- AA - Aluminum
- AB - Black
- AN - Nickel

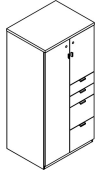
Storage Towers Veneer Front - Template Pull

30" Wide Storage Towers

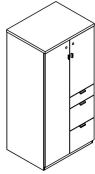
64" High

Series 2 Storage

description	type	w	d	h	lock	pattern no.	V1	V2
64" High tower with two box and two file drawers and door and wardrobe (left hand shown)	left hand	29 ⁷ / ₈ "	23 ¹ / ₂ "	63 ⁵ / ₁₆ "	Y	BT3WSLH6430BBFFLV	\$4,909.	\$5,294.
	right hand	29 ⁷ / ₈ "	23 ¹ / ₂ "	63 ⁵ / ₁₆ "	Y	BT3WSRH6430BBFFLV	4,909.	5,294.



64" High tower with one box and two file drawers and door and wardrobe (left hand shown)	left hand	29 ⁷ / ₈ "	23 ¹ / ₂ "	63 ⁵ / ₁₆ "	Y	BT3WSLH6430BBFFLV	4,547.	4,906.
	right hand	29 ⁷ / ₈ "	23 ¹ / ₂ "	63 ⁵ / ₁₆ "	Y	BT3WSRH6430BBFFLV	4,547.	4,906.



Order Code

Example:	BT3WSLH5730BBFL-VC 113
BT3	Series 2 Veneer Front
WS	Wardrobe and Single Door
LH	Left Hand Access
57	57" High
30	30" Wide
B	Box Drawer
B	Box Drawer
F	File Drawer
L	Locking
VC	Front Finish Medium Grey
113	Case Finish Dark Grey

Specification Information

For non-locking towers, deduct as follows from the list price for each unit: Deduct \$30 for (1) lock unit, \$60 for (2) lock unit, and \$75 for a (3) lock unit. Substitute the "L" suffix with an "N" within the pattern number to designate a non-locking unit, example (RT3WSLH5030BBFN)

- 15" w Side Access and Display towers include (1) lock.
- Single door towers, double door towers, 24" w and 30" w Side Access and Display towers include (2) locks. (Except full-height doors which include (1) lock)
- Front Access (only) towers with wardrobe include (3) locks. (Except full-height doors with wardrobe which include (2) locks)

"M" drawers consisting of a box drawer body with a file drawer head are available by substituting any two "B" or any one "F" character within the pattern number, example (RT3WSLH5030MFN). Multiple "M" drawers may be specified providing they equal the total modules available.

A 6" drawer, behind a cupboard door is available by adding the numeral 1 to the end of the pattern number, example (RT3WSLH6430BBFL1)

Note: 6" drawer behind doors are not available within the wardrobe portion of towers. Drawers behind doors are painted black.

Note: Drawers behind doors list prices are as follows: 1=\$255

Application Notes

Hanging rails and other accessories are not included and must be ordered separately. Hanging rails are included with 24" and 30" wide lateral drawers only. (See *Tower Accessories for pricing and order entry information*)

Half depth adjustable shelves and coat hooks may be ordered separately allowing the cupboard area of the 15", 24" and 30" wide towers to support binders as well as shorter coats. (See *Tower Accessories for pricing and order entry information*)

Note: Veneer front towers are comprised of a steel case with wood veneer fronts and top.

Critical Dimensions

Dimensions under, **w**, **d** and **h** are actual to the nearest ¹/₁₆"

42", 50", 57" and 64" Tower Internal Dimensions

- Box and M drawer height: 4⁵/₁₆"
- Box and M drawer width: 12¹/₁₆"
- Box and M drawer depth: 18³/₈"
- File drawer height: 9¹/₄"
- File drawer width: 12¹/₁₆"
- File drawer depth: 18³/₈"
- Wide drawer height: 9⁹/₁₆"
- Wide drawer width: 20³/₄"
- Wide drawer depth: 22⁷/₈"

Note: All towers are configured from the top down with standard combinations of box and file drawers.

Pull finish is aluminum:

- AA - Aluminum
- AB - Black
- AN - Nickel

Pedestals Veneer Front - Reff S Pull

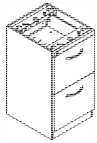
Floorstanding Pedestals

Series 2 Storage

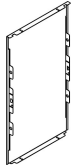
description	w	d	h	lock	pattern no.	V1	V2	P1	P2	P3
Floorstanding Pedestal with two box and one file drawer with lock	14 ⁷ / ₈ "	17 ¹ / ₄ "	26 ⁷ / ₈ "	Y	RS2PFL18A	\$1,011.	\$1,092.			
	14 ⁷ / ₈ "	23 ¹ / ₄ "	26 ⁷ / ₈ "	Y	RS2PFL24A	976.	1,052.			
	14 ⁷ / ₈ "	29 ¹ / ₄ "	26 ⁷ / ₈ "	Y	RS2PFL30A	1,138.	1,227.			



Floorstanding Pedestal with two file drawers with lock	14 ⁷ / ₈ "	17 ¹ / ₄ "	26 ⁷ / ₈ "	Y	RS2PFL18B	966.	1,043.			
	14 ⁷ / ₈ "	23 ¹ / ₄ "	26 ⁷ / ₈ "	Y	RS2PFL24B	932.	1,008.			
	14 ⁷ / ₈ "	29 ¹ / ₄ "	26 ⁷ / ₈ "	Y	RS2PFL30B	1,112.	1,199.			



Series 2 Floorstanding Pedestal Case Back	14 ⁷ / ₈ "	N/A	26 ⁷ / ₈ "	N/A	DS2XPB			92.	103.	106.
---	----------------------------------	-----	----------------------------------	-----	---------------	--	--	-----	------	------



Series 2 Veneer Front Storage

Order Code	Specification Information	Application Notes	Critical Dimensions
Example: RS2PFL24A-VC 113			
RS2 Series 2 Veneer Front	<p>Deduct \$20 from the list price for non-locking units. Substitute the "L" with a "N" within the pattern number to designate a non-locking unit, <i>example</i> (RS2PFN18A).</p> <p>Note: 24" deep floorstanding pedestals do not include a back panel. Back panels must be ordered separately. 18" and 30" floorstanding pedestals have backs standard.</p> <p>Note: Be sure to specify a paint finish for the case as well as a veneer selection for the fronts.</p> <p>Add an "F" to the end of the pattern number to receive full extension slides on all box drawers. Upcharge is \$25 list per pedestal.</p>	<p>Hanging rails and other accessories are not included and must be ordered separately. (<i>See pedestal accessories page (291), for pricing and ordering information</i>)</p> <p>Note: Do not use with Reff Desk Height components</p> <p>Pull finish is stainless steel.</p>	<p>Dimensions under, w, d and h are actual to the nearest 1/16"</p> <p>24" Deep Floorstanding Pedestal Internal Drawer Dimensions</p> <ul style="list-style-type: none"> • Box drawer height: 4³/₁₆" • Box drawer width: 12¹/₁₆" • Box drawer depth: 18³/₈" • File drawer height: 9¹/₄" • File drawer width: 12¹/₁₆" • File drawer depth: 18 3/8"
PF Pedestal Floorstanding			
L Locking			
24 Depth			
A Box/Box/File			
VC Front Finish, Med Cherry			
113 Dark Grey			

Pedestals Veneer Front - Reff S Pull

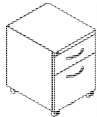
Mobile Pedestals

Series 2 Storage


description	w	d	h	lock	pattern no.	V1	V2
Mobile Pedestal with two box and one file drawer	14 ⁷ / ₈ "	16 ³ / ₄ "	26 ³ / ₈ "	Y	RS2PML18A	\$1,360.	\$1,464.
	14 ⁷ / ₈ "	22 ³ / ₄ "	26 ³ / ₈ "	Y	RS2PML24A	1,360.	1,464.



Mobile Pedestal with one box and one file drawer	14 ⁷ / ₈ "	16 ³ / ₄ "	20 ³ / ₈ "	Y	RS2PML18F	1,229.	1,325.
	14 ⁷ / ₈ "	22 ³ / ₄ "	20 ³ / ₈ "	Y	RS2PML24F	1,229.	1,325.



Mobile Pedestal with two file drawers	14 ⁷ / ₈ "	16 ³ / ₄ "	26 ³ / ₈ "	Y	RS2PML18B	1,360.	1,464.
	14 ⁷ / ₈ "	22 ³ / ₄ "	26 ³ / ₈ "	Y	RS2PML24B	1,360.	1,464.



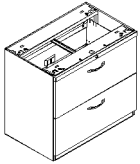
Order Code	Specification Information	Application Notes	Critical Dimensions
Example: RS2PML24A-VC 113			
RS2 Series 2 Veneer Front	Add \$53 list for Mobile Handle.	Hanging rails and other accessories are not included and must be ordered separately. (See pedestal accessories page (291), for pricing and ordering information)	Dimensions under, w , d and h are actual to the nearest 1/16"
PM Pedestal Mobile	Add a " P " between the " L " lock code and the case size to designate the handle option, <i>example</i> (RS2PML P 24A)		
L Locking		<i>Note: Do not use with Reff Desk High Components</i>	Mobile Pedestal Internal Drawer Dimensions <ul style="list-style-type: none"> • Box drawer height: 4⁵/₁₆" • Box drawer width: 12¹/₁₆" • Box drawer depth: 18³/₈" • File drawer height: 9¹/₄" • File drawer width: 12¹/₁₆" • File drawer depth: 18³/₈"
24 Depth	Deduct \$35 list for units without a top. Add an " O " in place of the " M " in the pattern number to designate the no-top option, <i>example</i> (RS2POL18A)		
A Box/Box/File		Pull finish is stainless steel.	
VC Front Finish, Med Cherry			
113 Dark Grey	Add an " F " to the end of the pattern number to receive full extension slides on all box drawers. Upcharge is \$25 list per pedestal.		

Pedestals Veneer Front - Ref S Pull

Double Wide Pedestals

Series 2 Storage

description	w	d	h	lock	pattern no.	V1	V2
Doublewide Pedestal with two file drawers	30"	18 ³ / ₄ "	26 ⁷ / ₈ "	Y	RS2DW30L	\$1,374.	\$1,415.
	36"	18 ³ / ₄ "	26 ⁷ / ₈ "	Y	RS2DW36L	1,518.	1,562.



Series 2 Veneer Front Storage

Order Code

Example:	RS2DW30L-VC 113
RS2	Series 2 Veneer Front
DW	Doublewide Pedestal
30	30" wide
L	Locking
VC	Front Finish, Med Cherry
113	Dark Grey

Specification Information

Deduct \$20 from the list price for non-locking units. Substitute the "L" suffix with a "N" within the pattern number to designate a non-locking unit, *example* (RS2DW30N).

Note: Do not use with Ref Desk Height Components

Application Notes

Doublewide pedestals are not intended for freestanding use and must be secured beneath a supported worksurface. (*See Calibre lateral files price list for two drawer files that can be used for freestanding applications*)

Pull finish is stainless steel.

Critical Dimensions

Dimensions under, **w**, **d** and **h** are actual to the nearest ¹/₁₆"

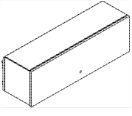
Doublewide Pedestal Drawer Internal Dimensions

- Lateral drawer height: 9³/₄"
- Lateral drawer width: 26³/₄" and 32³/₄"
- Lateral drawer depth: 15³/₄"

Overhead Storage Veneer Front with Dividends Mounting Brackets

Series 2 Storage

Panel Mount Overhead Storage

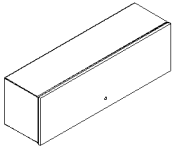
description	w	d	h	lock	pattern no.	V1-P1	V1-P2	V1-P3
	23 ⁷ / ₈ "	14 ¹ / ₈ "	15"	Y	DS2PM24L	\$802.	\$881.	\$904.
	29 ⁷ / ₈ "	14 ¹ / ₈ "	15"	Y	DS2PM30L	802.	881.	904.
	35 ⁷ / ₈ "	14 ¹ / ₈ "	15"	Y	DS2PM36L	811.	893.	922.
	41 ⁷ / ₈ "	14 ¹ / ₈ "	15"	Y	DS2PM42L	830.	924.	954.
	47 ⁷ / ₈ "	14 ¹ / ₈ "	15"	Y	DS2PM48L	891.	991.	1,026.
	53 ⁷ / ₈ "	14 ¹ / ₈ "	15"	Y	DS2PM54L	1,270.	1,387.	1,428.
	59 ⁷ / ₈ "	14 ¹ / ₈ "	15"	Y	DS2PM60L	1,270.	1,387.	1,428.
	65 ⁷ / ₈ "	14 ¹ / ₈ "	15"	Y	DS2PM66L	1,328.	1,461.	1,506.
71 ⁷ / ₈ "	14 ¹ / ₈ "	15"	Y	DS2PM72L	1,328.	1,461.	1,506.	

Order Code	Specification Information	Application Notes	Critical Dimensions
Example: DS2PM24L-VC 113			
DS2	Series 2 Veneer Front (Dividends)	Deduct \$20 from the list price for non-locking units. Substitute the "L" suffix with a "N" within the pattern number to designate a non-locking unit, <i>example</i> (DS2PM24N). Units with two doors, deduct \$40 from the list. 24" through 48" wide units have a single door. 54" through 66" wide units have off-set double doors. 72" wide units have two doors. Units with two doors have two locks.	Dimensions under, w , d and h are actual to the nearest 1/16".
PM	Panel Mount Overhead		
24	24" wide		
L	Locking		
VC	Front Finish, Med Cherry		
113	Dark Grey		

Overhead Storage Veneer Front with Dividends Mounting Brackets

Series 2 Storage

Up-Mount Overhead Storage

description	w	d	h	lock	pattern no.	V1-P1	V1-P2	V1-P3
 Up-mount overhead cabinet with back and lock	29 ⁷ / ₈ "	14 ¹ / ₈ "	15"	Y	DS2UM30L	\$941.	\$1,045.	\$1,082.
	35 ⁷ / ₈ "	14 ¹ / ₈ "	15"	Y	DS2UM36L	969.	1,080.	1,117.
	41 ⁷ / ₈ "	14 ¹ / ₈ "	15"	Y	DS2UM42L	1,007.	1,120.	1,154.
	47 ⁷ / ₈ "	14 ¹ / ₈ "	15"	Y	DS2UM48L	1,062.	1,176.	1,213.
	53 ⁷ / ₈ "	14 ¹ / ₈ "	15"	Y	DS2UM54L	1,485.	1,639.	1,686.
	59 ⁷ / ₈ "	14 ¹ / ₈ "	15"	Y	DS2UM60L	1,485.	1,639.	1,686.
	65 ⁷ / ₈ "	14 ¹ / ₈ "	15"	Y	DS2UM66L	1,550.	1,713.	1,763.
71 ⁷ / ₈ "	14 ¹ / ₈ "	15"	Y	DS2UM72L	1,550.	1,713.	1,763.	

Series 2 Steel Front Up-Mount Bracket (Dividends)



Series 2 Steel Front Up-Mount Bracket (Dividends)	7 ⁷ / ₈ "	12 ³ / ₁₆ "	11 ³ / ₄ "	N/A	DB1U18	79.	85.	90.
---	---------------------------------	-----------------------------------	----------------------------------	-----	---------------	-----	-----	-----

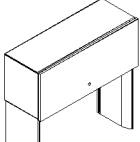
Series 2 Veneer Front Storage

Order Code	Specification Information	Application Notes	Critical Dimensions
Example: DS2UM24L-VC 113 DS2 Series 2 Veneer Front (Dividends) UM Up Mount Overhead 24 24" wide L Locking VC Front Finish, Med Cherry 113 Dark Grey	Deduct \$20 from the list price for non-locking units. Substitute the "L" suffix with a "N" within the pattern number to designate a non-locking unit, <i>example</i> (DS2PM24N). Units with two doors, deduct \$40 from the list. 24" through 48" wide units have a single door. 54" through 66" wide units have off-set double doors. 72" wide units have two doors. Units with two doors have two locks.	Note: Up-mount overhead cabinets include an enclosed back.	Dimensions under, w , d and h are actual to the nearest 1/16"
	Up-mount brackets are required and must be ordered separately.		

Overhead Storage Veneer Front with Dividends Mounting Brackets

Series 2 Storage

Stanchion Mount Overhead Storage

description	w	d	h	lock	pattern no.	V1-P1	V1-P2	V1-P3
	35 ⁷ / ₈ "	14 ¹ / ₈ "	15"	Y	DS2OD36L	\$1,399.	\$1,575.	\$1,630.
	41 ⁷ / ₈ "	14 ¹ / ₈ "	15"	Y	DS2OD42L	1,437.	1,611.	1,671.
	47 ⁷ / ₈ "	14 ¹ / ₈ "	15"	Y	DS2OD48L	1,490.	1,669.	1,724.
	53 ⁷ / ₈ "	14 ¹ / ₈ "	15"	Y	DS2OD54L	1,913.	2,131.	2,202.
	59 ⁷ / ₈ "	14 ¹ / ₈ "	15"	Y	DS2OD60L	1,913.	2,131.	2,202.
	65 ⁷ / ₈ "	14 ¹ / ₈ "	15"	Y	DS2OD66L	1,979.	2,204.	2,277.
	71 ⁷ / ₈ "	14 ¹ / ₈ "	15"	Y	DS2OD72L	1,979.	2,204.	2,277.

Order Code

Example:	DS2OD36L-113
DS2	Series 2 Veneer Front (Dividends)
OD	Stanchion Mount Overhead
36	36" wide
L	Locking
VC	Front Finish, Med Cherry
113	Dark Grey

Specification Information

Deduct \$20 from the list price for non-locking units. Substitute the "L" suffix with a "N" within the pattern number to designate a non-locking unit, *example* (DS2PM24N). Units with two doors, deduct \$40 from the list.

24" through 48" wide units have a single door. 54" through 66" wide units have off-set double doors. 72" wide units have two doors. Units with two doors have two locks.

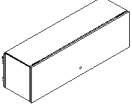
Critical Dimensions

Dimensions under, **w**, **d** and **h** are actual to the nearest 1/16".

Overhead Storage Veneer Front with Reff Mounting Brackets

Panel Mount Overhead Storage

Series 2 Storage

description	w	d	h	lock	pattern no.	V1	V2
 Panel mount overhead cabinet with lock	23 ⁷ / ₈ "	14 ¹ / ₈ "	15"	Y	RS2PM24L	\$815.	\$899.
	29 ⁷ / ₈ "	14 ¹ / ₈ "	15"	Y	RS2PM30L	815.	899.
	35 ⁷ / ₈ "	14 ¹ / ₈ "	15"	Y	RS2PM36L	847.	933.
	41 ⁷ / ₈ "	14 ¹ / ₈ "	15"	Y	RS2PM42L	868.	952.
	47 ⁷ / ₈ "	14 ¹ / ₈ "	15"	Y	RS2PM48L	922.	1,016.
	53 ⁷ / ₈ "	14 ¹ / ₈ "	15"	Y	RS2PM54L	1,323.	1,454.
	59 ⁷ / ₈ "	14 ¹ / ₈ "	15"	Y	RS2PM60L	1,323.	1,454.
	65 ⁷ / ₈ "	14 ¹ / ₈ "	15"	Y	RS2PM66L	1,375.	1,510.
	71 ⁷ / ₈ "	14 ¹ / ₈ "	15"	Y	RS2PM72L	1,375.	1,510.

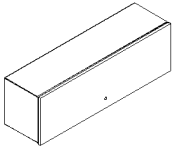
Series 2 Veneer Front Storage

Order Code	Specification Information	Application Notes	Critical Dimensions
Example: RS2PM24L-VC 113			
RS2 Series 2 Veneer Front (Reff)	Deduct \$20 from the list price for non-locking units. Substitute the "L" suffix with a "N" within the pattern number to designate a non-locking unit, <i>example</i> (RS2PM24N). Units with two doors, deduct \$40 from the list.	Note: Up-mount overhead cabinets include an enclosed back.	Dimensions under, w , d and h are actual to the nearest 1/16".
PM Panel Mount Overhead			
24 24" Wide			
L Locking			
VC Front Finish, Medium Cherry	24" through 48" wide units have a single door. 54" through 66" wide units have off-set double doors. 72" wide units have two doors. Units with two doors have two locks.		
113 Paint Finish, Dark Grey			

Overhead Storage Veneer Front with Reff Mounting Brackets

Up-Mount Overhead Storage

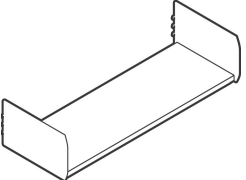
Series 2 Storage

description	w	d	h	lock	pattern no.	V1	V2	P1	P2	P3
 Up-mount overhead cabinet with back and lock	23 ⁷ / ₈ "	14 ¹ / ₈ "	15"	Y	RS2UM24L	\$977.	\$1,073.	\$718.	\$755.	\$792.
	29 ⁷ / ₈ "	14 ¹ / ₈ "	15"	Y	RS2UM30L	977.	1,073.	718.	755.	792.
	35 ⁷ / ₈ "	14 ¹ / ₈ "	15"	Y	RS2UM36L	1,012.	1,114.	742.	778.	816.
	41 ⁷ / ₈ "	14 ¹ / ₈ "	15"	Y	RS2UM42L	1,048.	1,155.	763.	803.	840.
	47 ⁷ / ₈ "	14 ¹ / ₈ "	15"	Y	RS2UM48L	1,100.	1,207.	777.	815.	858.
	53 ⁷ / ₈ "	14 ¹ / ₈ "	15"	Y	RS2UM54L	1,534.	1,685.	1,047.	1,100.	1,154.
	59 ⁷ / ₈ "	14 ¹ / ₈ "	15"	Y	RS2UM60L	1,534.	1,685.	1,047.	1,100.	1,154.
	65 ⁷ / ₈ "	14 ¹ / ₈ "	15"	Y	RS2UM66L	1,604.	1,763.	1,089.	1,144.	1,202.
	71 ⁷ / ₈ "	14 ¹ / ₈ "	15"	Y	RS2UM72L	1,604.	1,763.	1,089.	1,144.	1,202.

Series 2 Veneer Front Up-mount Overhead Bracket (Reff)	12 ³ / ₁₆ "	⁷ / ₈ "	11 ³ / ₄ "		RB1U18			332.	348.	367.
--	-----------------------------------	-------------------------------	----------------------------------	--	---------------	--	--	------	------	------



Order Code	Specification Information	Application Notes	Critical Dimensions
Example: RS2UM24L-VC 113			
RS2	Series 2 Veneer Front (Reff)	Deduct \$20 from the list price for non-locking units. Substitute the "L" suffix with a "N" within the pattern number to designate a non-locking unit, <i>example</i> (RS2UM24N). Units with two doors, deduct \$40 from the list. 24" through 48" wide units have a single door. 54" through 66" wide units have off-set double doors. 72" wide units have two doors. Units with two doors have two locks. Up-mount brackets are required and must be ordered separately.	Dimensions under, w , d and h are actual to the nearest ¹ / ₁₆ ".
UM	Up-mount Overhead		
24	24" Wide		
L	Locking		
VC	Front Finish, Medium Cherry		
113	Paint Finish, Dark Grey		

description	w	d	h	pattern no.	P1	P2	P3
Series 2 Overhead Book Shelf (Reff) 	23 7/8"	14 1/8"	8"	RS2BS24	\$175.	\$182.	\$191.
	29 7/8"	14 1/8"	8"	RS2BS30	181.	189.	202.
	35 7/8"	14 1/8"	8"	RS2BS36	181.	189.	202.
	41 7/8"	14 1/8"	8"	RS2BS42	188.	199.	208.
	47 7/8"	14 1/8"	8"	RS2BS48	196.	206.	214.
	53 7/8"	14 1/8"	8"	RS2BS54	216.	227.	239.
	59 7/8"	14 1/8"	8"	RS2BS60	216.	227.	239.
	65 7/8"	14 1/8"	8"	RS2BS66	225.	235.	246.
	71 7/8"	14 1/8"	8"	RS2BS72	225.	235.	246.

Series 2 Veneer Front Storage

Order Code	Specification Information	Application Notes	Critical Dimensions
Example: RS2BS30-113 RS2 Series 2 Veneer Front BS Book Shelf 30 30" wide Y3 Dark Grey	Note: Steel construction for use with Reff panels.		Dimensions under, w , d and h are actual to the nearest 1/16".

Storage Towers Veneer Front - Reff S Pull

15" Wide Storage Towers

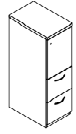
50" High

Series 2 Storage

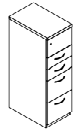
description	type	w	d	h	lock	pattern no.	V1	V2
50" High Single Door tower with two box and one file drawer (right hand shown)	left hand	14 7/8"	23 1/2"	48 3/16"	Y	RT3SLH5015BBFL	\$3,492.	\$3,765.
	right hand	14 7/8"	23 1/2"	48 3/16"	Y	RT3SRH5015BBFL	3,492.	3,765.



50" High Single Door tower with two file drawers (right hand shown)	left hand	14 7/8"	23 1/2"	48 3/16"	Y	RT3SLH5015FFL	3,149.	3,397.
	right hand	14 7/8"	23 1/2"	48 3/16"	Y	RT3SRH5015FFL	3,149.	3,397.



50" High Single Door tower with two box and two file drawers (right hand shown)	left hand	14 7/8"	23 1/2"	48 3/16"	Y	RT3SLH5015BBFFL	3,822.	4,123.
	right hand	14 7/8"	23 1/2"	48 3/16"	Y	RT3SRH5015BBFFL	3,822.	4,123.



Order Code

Example:	RT3SLH5715FFL-VC 113
RT3	Series 2 Veneer Front
S	Single Door
LH	Left Hand Access
57	57" High
15	15" Wide
F	File Drawer
F	File Drawer
L	Locking
VC	Front Finish Medium Cherry
113	Case Finish Dark Grey

Specification Information

For non-locking towers, deduct as follows from the list price for each unit: Deduct \$30 for (1) lock unit, \$60 for (2) lock unit, and \$75 for a (3) lock unit. Substitute the "L" suffix with an "N" within the pattern number to designate a non-locking unit, example (RT3SLH6415BBFN)

Application Notes

Hanging rails and other accessories are not included and must be ordered separately. Hanging rails are included with 24" and 30" wide lateral drawers only. (See *Tower Accessories for pricing and order entry information*)

Half depth adjustable shelves and coat hooks may be ordered separately allowing the cupboard area of the 15", 24" and 30" wide towers to support binders as well as shorter coats. (See *Tower Accessories for pricing and order entry information*)

Note: Veneer front towers are comprised of a steel case with wood veneer fronts and top.

- 15" w Side Access and Display towers include (1) lock.
- Single door towers, double door towers, 24" w and 30" w Side Access and Display towers include (2) locks. (Except full-height doors which include (1) lock)
- Front Access (only) towers with wardrobe include (3) locks. (Except full-height doors with wardrobe which include (2) locks)

Critical Dimensions

Dimensions under, **w**, **d** and **h** are actual to the nearest 1/16"

42", 50", 57" and 64" Tower Internal Dimensions

- Box and M drawer height: 4 3/16"
- Box and M drawer width: 12 1/16"
- Box and M drawer depth: 18 3/8"
- File drawer height: 9 1/4"
- File drawer width: 12 1/16"
- File drawer depth: 18 3/8"

Note: All towers are configured from the top down with standard combinations of box and file drawers.

Pull finish is stainless steel.

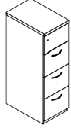
Storage Towers Veneer Front - Reff S Pull

15" Wide Storage Towers

50" High

Series 2 Storage

description	type	w	d	h	lock	pattern no.	V1	V2
50" High Single Door tower with three file drawers (right hand shown)	left hand	14 ⁷ / ₈ "	23 ¹ / ₂ "	48 ⁵ / ₁₆ "	Y	RT3SLH5015FFFL	\$3,530.	\$3,811.
	right hand	14 ⁷ / ₈ "	23 ¹ / ₂ "	48 ⁵ / ₁₆ "	Y	RT3SRH5015FFFL	3,530.	3,811.



Series 2 Veneer Front Storage

Order Code

Example:	RT3SLH5715FFL-VC113
RT3	Series 2 Veneer Front
S	Single Door
LH	Left Hand Access
57	57" High
15	15" Wide
F	File Drawer
F	File Drawer
L	Locking
VC	Front Finish Medium Cherry
113	Case Finish Dark Grey

Specification Information

For non-locking towers, deduct as follows from the list price for each unit: Deduct \$30 for (1) lock unit, \$60 for (2) lock unit, and \$75 for a (3) lock unit. Substitute the "L" suffix with an "N" within the pattern number to designate a non-locking unit, example (RT3SLH6415BBFN)

Application Notes

"M" drawers consisting of a box drawer body with a file drawer head are available by substituting any two "B" or any one "F" character within the pattern number, example (RT3SLH6415MFN). Multiple "M" drawers may be specified providing they equal the total modules available.

A 6" drawer, behind a cupboard door is available by adding the numeral 1 to the end of the pattern number, example (RT3SLH6415BBFL1)

Note: 6" drawer behind doors are not available within the wardrobe portion of towers. Drawers behind doors are painted black.

Note: Drawer behind doors list pricing is as follows: 1=\$255

Hanging rails and other accessories are not included and must be ordered separately. Hanging rails are included with 24" and 30" wide lateral drawers only. (See *Tower Accessories for pricing and order entry information*)

Half depth adjustable shelves and coat hooks may be ordered separately allowing the cupboard area of the 15", 24" and 30" wide towers to support binders as well as shorter coats. (See *Tower Accessories for pricing and order entry information*)

Note: Veneer front towers are comprised of a steel case with wood veneer fronts and top.

- 15" w Side Access and Display towers include (1) lock.
- Single door towers, double door towers, 24" w and 30" w Side Access and Display towers include (2) locks. (Except full-height doors which include (1) lock)
- Front Access (only) towers with wardrobe include (3) locks. (Except full-height doors with wardrobe which include (2) locks)

Critical Dimensions

Dimensions under, **w**, **d** and **h** are actual to the nearest ¹/₁₆"

42", 50", 57" and 64" Tower Internal Dimensions

- Box and M drawer height: 4⁵/₁₆"
- Box and M drawer width: 12¹/₁₆"
- Box and M drawer depth: 18³/₈"
- File drawer height: 9¹/₄"
- File drawer width: 12¹/₁₆"
- File drawer depth: 18³/₈"

Note: All towers are configured from the top down with standard combinations of box and file drawers.

Pull finish is stainless steel.

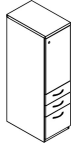
Storage Towers Veneer Front - Reff S Pull

15" Wide Storage Towers

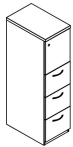
57" High

Series 2 Storage

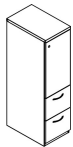
description	type	w	d	h	lock	pattern no.	V1	V2
57" High Single Door tower with two box and one file drawer (right hand shown)	left hand	14 ⁷ / ₈ "	23 1/2"	56 ³ / ₁₆ "	Y	RT3SLH5715BBFL	\$3,575.	\$3,854.
	right hand	14 ⁷ / ₈ "	23 1/2"	56 ³ / ₁₆ "	Y	RT3SRH5715BBFL	3,575.	3,854.



57" High Single Door tower with three file drawers (right hand shown)	left hand	14 ⁷ / ₈ "	23 1/2"	56 ³ / ₁₆ "	Y	RT3SLH5715FFFL	3,610.	3,893.
	right hand	14 ⁷ / ₈ "	23 1/2"	56 ³ / ₁₆ "	Y	RT3SRH5715FFFL	3,610.	3,893.



57" High Single Door tower with two file drawers (right hand shown)	left hand	14 ⁷ / ₈ "	23 1/2"	56 ³ / ₁₆ "	Y	RT3SLH5715FFL	3,232.	3,486.
	right hand	14 ⁷ / ₈ "	23 1/2"	56 ³ / ₁₆ "	Y	RT3SRH5715FFL	3,232.	3,486.



Order Code

Example:	RT3SLH5715FFL-VC 113
RT3	Series 2 Veneer Front
S	Single Door
LH	Left Hand Access
57	57" High
15	15" Wide
F	File Drawer
F	File Drawer
L	Locking
VC	Front Finish Medium Cherry
113	Case Finish Dark Grey

Specification Information

For non-locking towers, deduct as follows from the list price for each unit: Deduct \$30 for (1) lock unit, \$60 for (2) lock unit, and \$75 for a (3) lock unit. Substitute the "L" suffix with an "N" within the pattern number to designate a non-locking unit, example (RT3SLH6415BBFN)

Application Notes

Hanging rails and other accessories are not included and must be ordered separately. Hanging rails are included with 24" and 30" wide lateral drawers only. (See *Tower Accessories for pricing and order entry information*)

Half depth adjustable shelves and coat hooks may be ordered separately allowing the cupboard area of the 15", 24" and 30" wide towers to support binders as well as shorter coats. (See *Tower Accessories for pricing and order entry information*)

Note: Veneer front towers are comprised of a steel case with wood veneer fronts and top.

- 15" w Side Access and Display towers include (1) lock.
- Single door towers, double door towers, 24" w and 30" w Side Access and Display towers include (2) locks. (Except full-height doors which include (1) lock)
- Front Access (only) towers with wardrobe include (3) locks. (Except full-height doors with wardrobe which include (2) locks)

Critical Dimensions

Dimensions under, **w**, **d** and **h** are actual to the nearest 1/16"

42", 50", 57" and 64" Tower Internal Dimensions

- Box and M drawer height: 4³/₁₆"
- Box and M drawer width: 12¹/₁₆"
- Box and M drawer depth: 18³/₈"
- File drawer height: 9¹/₄"
- File drawer width: 12¹/₁₆"
- File drawer depth: 18³/₈"

Note: All towers are configured from the top down with standard combinations of box and file drawers.

Pull finish is stainless steel.

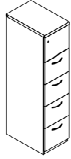
Storage Towers Veneer Front - Reff S Pull

15" Wide Storage Towers

64" High

Series 2 Storage


description	type	w	d	h	lock	pattern no.	V1	V2
64" High Single Door tower with four file drawers (right hand shown)	left hand	14 ⁷ / ₈ "	23 ¹ / ₂ "	63 ³ / ₁₆ "	Y	RT3SLH6415FFFL	\$4,014.	\$4,327.
	right hand	14 ⁷ / ₈ "	23 ¹ / ₂ "	63 ³ / ₁₆ "	Y	RT3SRH6415FFFL	4,014.	4,327.



64" High Single Door tower with two box and one file drawer (right hand shown)	left hand	14 ⁷ / ₈ "	23 ¹ / ₂ "	63 ³ / ₁₆ "	Y	RT3SLH6415BBFL	3,656.	3,943.
	right hand	14 ⁷ / ₈ "	23 ¹ / ₂ "	63 ³ / ₁₆ "	Y	RT3SRH6415BBFL	3,656.	3,943.



64" High Single Door tower with two file drawers (right hand shown)	left hand	14 ⁷ / ₈ "	23 ¹ / ₂ "	63 ³ / ₁₆ "	Y	RT3SLH6415FFL	3,315.	3,576.
	right hand	14 ⁷ / ₈ "	23 ¹ / ₂ "	63 ³ / ₁₆ "	Y	RT3SRH6415FFL	3,315.	3,576.



Series 2 Veneer Front Storage

Order Code

Example:	RT3SLH5715FFL-VC 113
RT3	Series 2 Veneer Front
S	Single Door
LH	Left Hand Access
57	57" High
15	15" Wide
F	File Drawer
F	File Drawer
L	Locking
VC	Front Finish Medium Cherry
113	Case Finish Dark Grey

Specification Information

For non-locking towers, deduct as follows from the list price for each unit: Deduct \$30 for (1) lock unit, \$60 for (2) lock unit, and \$75 for a (3) lock unit. Substitute the "L" suffix with an "N" within the pattern number to designate a non-locking unit, example (RT3SLH6415BBFN)

Application Notes

"M" drawers consisting of a box drawer body with a file drawer head are available by substituting any two "B" or any one "F" character within the pattern number, example (RT3SLH6415MFN). Multiple "M" drawers may be specified providing they equal the total modules available.

A 6" drawer, behind a cupboard door is available by adding the numeral 1 to the end of the pattern number, example (RT3SLH6415BBFL1)

Note: 6" drawer behind doors are not available within the wardrobe portion of towers. Drawers behind doors are painted black.

Note: Drawer behind doors list pricing is as follows: 1=\$255

Hanging rails and other accessories are not included and must be ordered separately. Hanging rails are included with 24" and 30" wide lateral drawers only. (See *Tower Accessories for pricing and order entry information*)

Half depth adjustable shelves and coat hooks may be ordered separately allowing the cupboard area of the 15", 24" and 30" wide towers to support binders as well as shorter coats. (See *Tower Accessories for pricing and order entry information*)

Note: Veneer front towers are comprised of a steel case with wood veneer fronts and top.

- 15" w Side Access and Display towers include (1) lock.
- Single door towers, double door towers, 24" w and 30" w Side Access and Display towers include (2) locks. (Except full-height doors which include (1) lock)
- Front Access (only) towers with wardrobe include (3) locks. (Except full-height doors with wardrobe which include (2) locks)

Critical Dimensions

Dimensions under, **w**, **d** and **h** are actual to the nearest ¹/₁₆"

42", 50", 57" and 64" Tower Internal Dimensions

- Box and M drawer height: 4³/₁₆"
- Box and M drawer width: 12¹/₁₆"
- Box and M drawer depth: 18³/₈"
- File drawer height: 9¹/₄"
- File drawer width: 12¹/₁₆"
- File drawer depth: 18³/₈"

Note: All towers are configured from the top down with standard combinations of box and file drawers.

Pull finish is stainless steel.

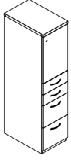
Storage Towers Veneer Front - Reff S Pull

15" Wide Storage Towers

64" High

Series 2 Storage

description	type	w	d	h	lock	pattern no.	V1	V2
64" High Single Door tower with two box and two file drawers (right hand shown)	left hand	14 ⁷ / ₈ "	23 ¹ / ₂ "	63 ⁵ / ₁₆ "	Y	RT3SLH6415BBFFL	\$3,954.	\$4,263.
	right hand	14 ⁷ / ₈ "	23 ¹ / ₂ "	63 ⁵ / ₁₆ "	Y	RT3SRH6415BBFFL	3,954.	4,263.



64" High Single Door tower with three file drawers (right hand shown)	left hand	14 ⁷ / ₈ "	23 ¹ / ₂ "	63 ⁵ / ₁₆ "	Y	RT3SLH6415FFFL	3,690.	3,981.
	right hand	14 ⁷ / ₈ "	23 ¹ / ₂ "	63 ⁵ / ₁₆ "	Y	RT3SRH6415FFFL	3,690.	3,981.



Order Code

Example:	RT3SLH5715FFL-VC113
RT3	Series 2 Veneer Front
S	Single Door
LH	Left Hand Access
57	57" High
15	15" Wide
F	File Drawer
F	File Drawer
L	Locking
VC	Front Finish Medium Cherry
113	Case Finish Dark Grey

Specification Information

For non-locking towers, deduct as follows from the list price for each unit: Deduct \$30 for (1) lock unit, \$60 for (2) lock unit, and \$75 for a (3) lock unit. Substitute the "L" suffix with an "N" within the pattern number to designate a non-locking unit, example (RT3SLH6415BBFN)

"M" drawers consisting of a box drawer body with a file drawer head are available by substituting any two "B" or any one "F" character within the pattern number, example (RT3SLH6415MFN). Multiple "M" drawers may be specified providing they equal the total modules available.

A 6" drawer, behind a cupboard door is available by adding the numeral 1 to the end of the pattern number, example (RT3SLH6415BBFL1)

Note: 6" drawer behind doors are not available within the wardrobe portion of towers. Drawers behind doors are painted black.

Note: Drawer behind doors list pricing is as follows: 1=\$255

Application Notes

Hanging rails and other accessories are not included and must be ordered separately. Hanging rails are included with 24" and 30" wide lateral drawers only. (See *Tower Accessories for pricing and order entry information*)

Half depth adjustable shelves and coat hooks may be ordered separately allowing the cupboard area of the 15", 24" and 30" wide towers to support binders as well as shorter coats. (See *Tower Accessories for pricing and order entry information*)

Note: Veneer front towers are comprised of a steel case with wood veneer fronts and top.

- 15" w Side Access and Display towers include (1) lock.
- Single door towers, double door towers, 24" w and 30" w Side Access and Display towers include (2) locks. (Except full-height doors which include (1) lock)
- Front Access (only) towers with wardrobe include (3) locks. (Except full-height doors with wardrobe which include (2) locks)

Critical Dimensions

Dimensions under, **w**, **d** and **h** are actual to the nearest ¹/₁₆"

42", 50", 57" and 64" Tower Internal Dimensions

- Box and M drawer height: 4⁵/₁₆"
- Box and M drawer width: 12¹/₁₆"
- Box and M drawer depth: 18³/₈"
- File drawer height: 9¹/₄"
- File drawer width: 12¹/₁₆"
- File drawer depth: 18³/₈"

Note: All towers are configured from the top down with standard combinations of box and file drawers.

Pull finish is stainless steel.

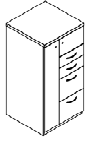
Storage Towers Veneer Front - Reff S Pull

24" Wide Storage Towers

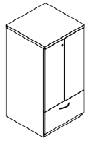
50" High

Series 2 Storage

description	type	w	d	h	lock	pattern no.	V1	V2
50" High tower with two box and two file drawers and door and wardrobe (left hand shown)	left hand	23 7/8"	23 1/2"	48 5/16"	Y	RT3W S SLH5024BBFFL	\$4,553.	\$4,911.
	right hand	23 7/8"	23 1/2"	48 5/16"	Y	RT3W S SRH5024BBFFL	4,553.	4,911.

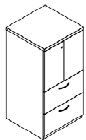


50" High Double Door tower with one wide drawer		23 7/8"	23 1/2"	48 5/16"	Y	RT3D5024WL	3,651.	3,940.
---	--	---------	---------	----------	---	------------	--------	--------



24" and 30" wide double door cabinets may be ordered with a grommet option located in the back of the case by adding a "G" between the 4th and 5th character of the pattern number, example (RT3DG6424WL). Add \$100 for this option. **Note**, by adding a "G" option, the cabinet will also receive AV hinged doors.

50" High Double Door tower with two wide drawers		23 7/8"	23 1/2"	48 5/16"	Y	RT3D5024WWL	4,195.	4,524.
--	--	---------	---------	----------	---	-------------	--------	--------



24" and 30" wide double door cabinets may be ordered with a grommet option located in the back of the case by adding a "G" between the 4th and 5th character of the pattern number, example (RT3DG6424WL). Add \$100 for this option. **Note**, by adding a "G" option, the cabinet will also receive AV hinged doors.

Order Code

Example:	RT3SLH5724FFL-VC 113
RT3	Series 2 Veneer Front
S	Single Door
LH	Left Hand Access
57	57" High
24	24" Wide
F	File Drawer
F	File Drawer
L	Locking
VC	Front Finish Medium Cherry
113	Case Finish Dark Grey

Specification Information

For non-locking towers, deduct as follows from the list price for each unit: Deduct \$30 for (1) lock unit, \$60 for (2) lock unit, and \$75 for a (3) lock unit. Substitute the "L" suffix with an "N" within the pattern number to designate a non-locking unit, example (RT3SLH6424BBFN)

"M" drawers consisting of a box drawer body with a file drawer head are available by substituting any two "B" or any one "F" character within the pattern number, example (RT3SLH6424MFN). Multiple "M" drawers may be specified providing they equal the total modules available.

A 6" drawer, behind a cupboard door is available by adding the numeral 1 to the end of the pattern number, example (RT3SLH6424BBFL1)

Note: 6" drawer behind doors are not available within the wardrobe portion of towers. Drawers behind doors are painted black.

Note: Drawer behind doors list pricing is as follows: 1=\$255

Application Notes

Hanging rails and other accessories are not included and must be ordered separately. Hanging rails are included with 24" and 30" wide lateral drawers only. (See *Tower Accessories for pricing and order entry information*)

Half depth adjustable shelves and coat hooks may be ordered separately allowing the cupboard area of the 15", 24" and 30" wide towers to support binders as well as shorter coats. (See *Tower Accessories for pricing and order entry information*)

Note: Veneer front towers are comprised of a steel case with wood veneer fronts and top.

- 15" w Side Access and Display towers include (1) lock.
- Single door towers, double door towers, 24" w and 30" w Side Access and Display towers include (2) locks. (Except full-height doors which include (1) lock)
- Front Access (only) towers with wardrobe include (3) locks. (Except full-height doors with wardrobe which include (2) locks)

Critical Dimensions

Dimensions under, **w**, **d** and **h** are actual to the nearest 1/16"

42", 50", 57" and 64" Tower Internal Dimensions

- Box and M drawer height: 4 5/16"
- Box and M drawer width: 12 1/16"
- Box and M drawer depth: 18 3/8"
- File drawer height: 9 1/4"
- File drawer width: 12 1/16"
- File drawer depth: 18 3/8"
- Wide drawer height: 9 9/16"
- Wide drawer width: 20 3/4"
- Wide drawer depth: 22 7/8"

Note: All towers are configured from the top down with standard combinations of box and file drawers.

Pull finish is stainless steel.

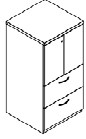
Storage Towers Veneer Front - Reff S Pull

24" Wide Storage Towers

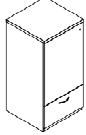
50" High

Series 2 Storage


description	type	w	d	h	lock	pattern no.	V1	V2
50" High Single Door tower with two wide drawers (left hand shown)	left hand	23 ⁷ / ₈ "	23 ¹ / ₂ "	48 ³ / ₁₆ "	Y	RT3SLH5024WWL	\$3,517.	\$3,793.
	right hand	23 ⁷ / ₈ "	23 ¹ / ₂ "	48 ³ / ₁₆ "	Y	RT3SRH5024WWL	3,517.	3,793.



50" High Single Door tower with wide drawer (left hand shown)	left hand	23 ⁷ / ₈ "	23 ¹ / ₂ "	48 ³ / ₁₆ "	Y	RT3SLH5024WL	2,857.	3,082.
	right hand	23 ⁷ / ₈ "	23 ¹ / ₂ "	48 ³ / ₁₆ "	Y	RT3SRH5024WL	2,857.	3,082.



50" High tower with one box and two file drawers and door and wardrobe (left hand shown)	left hand	23 ⁷ / ₈ "	23 ¹ / ₂ "	48 ³ / ₁₆ "	Y	RT3WSLH5024BFFL	4,144.	4,469.
	right hand	23 ⁷ / ₈ "	23 ¹ / ₂ "	48 ³ / ₁₆ "	Y	RT3WSRH5024BFFL	4,144.	4,469.



Order Code

Example:	RT3SLH5724FFL-VC 113
RT3	Series 2 Veneer Front
S	Single Door
LH	Left Hand Access
57	57" High
24	24" Wide
F	File Drawer
F	File Drawer
L	Locking
VC	Front Finish Medium Cherry
113	Case Finish Dark Grey

Specification Information

For non-locking towers, deduct as follows from the list price for each unit: Deduct \$30 for (1) lock unit, \$60 for (2) lock unit, and \$75 for a (3) lock unit. Substitute the "L" suffix with an "N" within the pattern number to designate a non-locking unit, example (RT3SLH6424BBFN)

Application Notes

Hanging rails and other accessories are not included and must be ordered separately. Hanging rails are included with 24" and 30" wide lateral drawers only. (See *Tower Accessories for pricing and order entry information*)

Half depth adjustable shelves and coat hooks may be ordered separately allowing the cupboard area of the 15", 24" and 30" wide towers to support binders as well as shorter coats. (See *Tower Accessories for pricing and order entry information*)

Note: Veneer front towers are comprised of a steel case with wood veneer fronts and top.

- 15" w Side Access and Display towers include (1) lock.
- Single door towers, double door towers, 24" w and 30" w Side Access and Display towers include (2) locks. (Except full-height doors which include (1) lock)
- Front Access (only) towers with wardrobe include (3) locks. (Except full-height doors with wardrobe which include (2) locks)

Critical Dimensions

Dimensions under, **w**, **d** and **h** are actual to the nearest ¹/₁₆"

42", 50", 57" and 64" Tower Internal Dimensions

- Box and M drawer height: 4⁵/₁₆"
- Box and M drawer width: 12¹/₁₆"
- Box and M drawer depth: 18³/₈"
- File drawer height: 9¹/₄"
- File drawer width: 12¹/₁₆"
- File drawer depth: 18³/₈"
- Wide drawer height: 9⁹/₁₆"
- Wide drawer width: 20³/₄"
- Wide drawer depth: 22⁷/₈"

Note: All towers are configured from the top down with standard combinations of box and file drawers.

Pull finish is stainless steel.

"M" drawers consisting of a box drawer body with a file drawer head are available by substituting any two "B" or any one "F" character within the pattern number, example (RT3SLH6424MFN). Multiple "M" drawers may be specified providing they equal the total modules available.

A 6" drawer, behind a cupboard door is available by adding the numeral 1 to the end of the pattern number, example (RT3SLH6424BBFL1)

Note: 6" drawer behind doors are not available within the wardrobe portion of towers. Drawers behind doors are painted black.

Note: Drawer behind doors list pricing is as follows: 1=\$255


Storage Towers Veneer Front - Reff S Pull

24" Wide Storage Towers

50" High

Series 2 Storage


description	type	w	d	h	lock	pattern no.	V1	V2
50" High tower with three file drawers and door and wardrobe (left hand shown)	left hand	23 ⁷ / ₈ "	23 ¹ / ₂ "	48 ⁵ / ₁₆ "	Y	RT3WSLH5024FFFL	\$4,168.	\$4,496.
	right hand	23 ⁷ / ₈ "	23 ¹ / ₂ "	48 ⁵ / ₁₆ "	Y	RT3WSRH5024FFFL	4,168.	4,496.



50" High tower with two box and one file drawer and door and wardrobe (left hand shown)	left hand	23 ⁷ / ₈ "	23 ¹ / ₂ "	48 ⁵ / ₁₆ "	Y	RT3WSLH5024BBFL	4,263.	4,593.
	right hand	23 ⁷ / ₈ "	23 ¹ / ₂ "	48 ⁵ / ₁₆ "	Y	RT3WSRH5024BBFL	4,263.	4,593.



50" High tower with two file drawers and door and wardrobe (left hand shown)	left hand	23 ⁷ / ₈ "	23 ¹ / ₂ "	48 ⁵ / ₁₆ "	Y	RT3WSLH5024FFL	3,526.	3,800.
	right hand	23 ⁷ / ₈ "	23 ¹ / ₂ "	48 ⁵ / ₁₆ "	Y	RT3WSRH5024FFL	3,526.	3,800.



Series 2 Veneer Front Storage

Order Code

Example:	RT3SLH5724FFL-VC 113
RT3	Series 2 Veneer Front
S	Single Door
LH	Left Hand Access
57	57" High
24	24" Wide
F	File Drawer
F	File Drawer
L	Locking
VC	Front Finish Medium Cherry
113	Case Finish Dark Grey

Specification Information

For non-locking towers, deduct as follows from the list price for each unit: Deduct \$30 for (1) lock unit, \$60 for (2) lock unit, and \$75 for a (3) lock unit. Substitute the "L" suffix with an "N" within the pattern number to designate a non-locking unit, example (RT3SLH6424BBFN)

Application Notes

"M" drawers consisting of a box drawer body with a file drawer head are available by substituting any two "B" or any one "F" character within the pattern number, example (RT3SLH6424MFN). Multiple "M" drawers may be specified providing they equal the total modules available.

A 6" drawer, behind a cupboard door is available by adding the numeral 1 to the end of the pattern number, example (RT3SLH6424BBFL1)

Note: 6" drawer behind doors are not available within the wardrobe portion of towers. Drawers behind doors are painted black.

Note: Drawer behind doors list pricing is as follows: 1=\$255

Hanging rails and other accessories are not included and must be ordered separately. Hanging rails are included with 24" and 30" wide lateral drawers only. (See *Tower Accessories for pricing and order entry information*)

Half depth adjustable shelves and coat hooks may be ordered separately allowing the cupboard area of the 15", 24" and 30" wide towers to support binders as well as shorter coats. (See *Tower Accessories for pricing and order entry information*)

Note: Veneer front towers are comprised of a steel case with wood veneer fronts and top.

- 15" w Side Access and Display towers include (1) lock.
- Single door towers, double door towers, 24" w and 30" w Side Access and Display towers include (2) locks. (Except full-height doors which include (1) lock)
- Front Access (only) towers with wardrobe include (3) locks. (Except full-height doors with wardrobe which include (2) locks)

Critical Dimensions

Dimensions under, **w**, **d** and **h** are actual to the nearest 1/16"

42", 50", 57" and 64" Tower Internal Dimensions

- Box and M drawer height: 4⁵/₁₆"
- Box and M drawer width: 12¹/₁₆"
- Box and M drawer depth: 18³/₈"
- File drawer height: 9¹/₄"
- File drawer width: 12¹/₁₆"
- File drawer depth: 18³/₈"
- Wide drawer height: 9⁹/₁₆"
- Wide drawer width: 20³/₄"
- Wide drawer depth: 22⁷/₈"

Note: All towers are configured from the top down with standard combinations of box and file drawers.

Pull finish is stainless steel.

Storage Towers Veneer Front - Reff S Pull

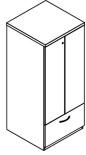
24" Wide Storage Towers

57" High

Series 2 Storage

description	type	w	d	h	lock	pattern no.	V1	V2
-------------	------	---	---	---	------	-------------	----	----

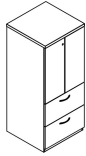
57" High Double Door tower with one wide drawer



		23 7/8"	23 1/2"	56 3/16"	Y	RT3D5724WL	\$3,725.	\$4,019.
--	--	---------	---------	----------	---	-------------------	----------	----------

24" and 30" wide double door cabinets may be ordered with a grommet option located in the back of the case by adding a "G" between the 4th and 5th character of the pattern number, example (RT3D**G**6424WL). Add \$100 for this option. **Note**, by adding a "G" option, the cabinet will also receive AV hinged doors.

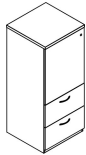
57" High Double Door tower with two wide drawers



		23 7/8"	23 1/2"	56 3/16"	Y	RT3D5724WWL	4,395.	4,740.
--	--	---------	---------	----------	---	--------------------	--------	--------

24" and 30" wide double door cabinets may be ordered with a grommet option located in the back of the case by adding a "G" between the 4th and 5th character of the pattern number, example (RT3D**G**6424WL). Add \$100 for this option. **Note**, by adding a "G" option, the cabinet will also receive AV hinged doors.

57" High Single Door tower with two wide drawers (left hand shown)



left hand		23 7/8"	23 1/2"	56 3/16"	Y	RT3SLH5724WWL	3,565.	3,846.
right hand		23 7/8"	23 1/2"	56 3/16"	Y	RT3SRH5724WWL	3,565.	3,846.

Order Code

Example:	RT3SLH5724FFL-VC 113
RT3	Series 2 Veneer Front
S	Single Door
LH	Left Hand Access
57	57" High
24	24" Wide
F	File Drawer
F	File Drawer
L	Locking
VC	Front Finish Medium Cherry
113	Case Finish Dark Grey

Specification Information

For non-locking towers, deduct as follows from the list price for each unit: Deduct \$30 for (1) lock unit, \$60 for (2) lock unit, and \$75 for a (3) lock unit. Substitute the "L" suffix with an "N" within the pattern number to designate a non-locking unit, example (RT3SLH6424BBFN)

Application Notes

Hanging rails and other accessories are not included and must be ordered separately. Hanging rails are included with 24" and 30" wide lateral drawers only. (See *Tower Accessories for pricing and order entry information*)

Half depth adjustable shelves and coat hooks may be ordered separately allowing the cupboard area of the 15", 24" and 30" wide towers to support binders as well as shorter coats. (See *Tower Accessories for pricing and order entry information*)

Note: Veneer front towers are comprised of a steel case with wood veneer fronts and top.

- 15" w Side Access and Display towers include (1) lock.
- Single door towers, double door towers, 24" w and 30" w Side Access and Display towers include (2) locks. (Except full-height doors which include (1) lock)
- Front Access (only) towers with wardrobe include (3) locks. (Except full-height doors with wardrobe which include (2) locks)

Critical Dimensions

Dimensions under, **w**, **d** and **h** are actual to the nearest 1/16"

42", 50", 57" and 64" Tower Internal Dimensions

- Box and M drawer height: 4 5/16"
- Box and M drawer width: 12 1/16"
- Box and M drawer depth: 18 3/8"
- File drawer height: 9 1/4"
- File drawer width: 12 1/16"
- File drawer depth: 18 3/8"
- Wide drawer height: 9 9/16"
- Wide drawer width: 20 3/4"
- Wide drawer depth: 22 7/8"

Note: All towers are configured from the top down with standard combinations of box and file drawers.

Pull finish is stainless steel.

"M" drawers consisting of a box drawer body with a file drawer head are available by substituting any two "B" or any one "F" character within the pattern number, example (RT3SLH6424**MFN**). Multiple "M" drawers may be specified providing they equal the total modules available.

A 6" drawer, behind a cupboard door is available by adding the numeral 1 to the end of the pattern number, example (RT3SLH6424BB**F1**)

Note: 6" drawer behind doors are not available within the wardrobe portion of towers. Drawers behind doors are painted black.

Note: Drawer behind doors list pricing is as follows: 1=\$255

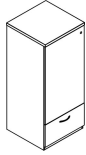
Storage Towers Veneer Front - Reff S Pull

24" Wide Storage Towers

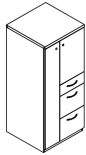
57" High

Series 2 Storage

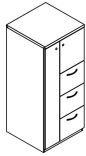
description	type	w	d	h	lock	pattern no.	V1	V2
57" High Single Door tower with wide drawer (left hand shown)	left hand	23 ⁷ / ₈ "	23 ¹ / ₂ "	56 ³ / ₁₆ "	Y	RT3SLH5724WL	\$2,951.	\$3,180.
	right hand	23 ⁷ / ₈ "	23 ¹ / ₂ "	56 ³ / ₁₆ "	Y	RT3SRH5724WL	2,951.	3,180.



57" High tower with one box and two file drawers and door and wardrobe (left hand shown)	left hand	23 ⁷ / ₈ "	23 ¹ / ₂ "	56 ³ / ₁₆ "	Y	RT3WSLH5724BFFL	4,271.	4,608.
	right hand	23 ⁷ / ₈ "	23 ¹ / ₂ "	56 ³ / ₁₆ "	Y	RT3WSRH5724BFFL	4,271.	4,608.



57" High tower with three file drawers and door and wardrobe (left hand shown)	left hand	23 ⁷ / ₈ "	23 ¹ / ₂ "	56 ³ / ₁₆ "	Y	RT3WSLH5724FFFL	4,269.	4,604.
	right hand	23 ⁷ / ₈ "	23 ¹ / ₂ "	56 ³ / ₁₆ "	Y	RT3WSRH5724FFFL	4,269.	4,604.



Series 2 Veneer Front Storage

Order Code

Example:	RT3SLH5724FFL-VC
	113
RT3	Series 2 Veneer Front
S	Single Door
LH	Left Hand Access
57	57" High
24	24" Wide
F	File Drawer
F	File Drawer
L	Locking
VC	Front Finish Medium Cherry
113	Case Finish Dark Grey

Specification Information

For non-locking towers, deduct as follows from the list price for each unit: Deduct \$30 for (1) lock unit, \$60 for (2) lock unit, and \$75 for a (3) lock unit. Substitute the "L" suffix with an "N" within the pattern number to designate a non-locking unit, example (RT3SLH6424BBFN)

Application Notes

Hanging rails and other accessories are not included and must be ordered separately. Hanging rails are included with 24" and 30" wide lateral drawers only. (See *Tower Accessories for pricing and order entry information*)

Half depth adjustable shelves and coat hooks may be ordered separately allowing the cupboard area of the 15", 24" and 30" wide towers to support binders as well as shorter coats. (See *Tower Accessories for pricing and order entry information*)

Note: Veneer front towers are comprised of a steel case with wood veneer fronts and top.

- 15" w Side Access and Display towers include (1) lock.
- Single door towers, double door towers, 24" w and 30" w Side Access and Display towers include (2) locks. (Except full-height doors which include (1) lock)
- Front Access (only) towers with wardrobe include (3) locks. (Except full-height doors with wardrobe which include (2) locks)

Critical Dimensions

Dimensions under, **w**, **d** and **h** are actual to the nearest ¹/₁₆"

42", 50", 57" and 64" Tower Internal Dimensions

- Box and M drawer height: 4⁵/₁₆"
- Box and M drawer width: 12¹/₁₆"
- Box and M drawer depth: 18³/₈"
- File drawer height: 9¹/₄"
- File drawer width: 12¹/₁₆"
- File drawer depth: 18³/₈"
- Wide drawer height: 9⁹/₁₆"
- Wide drawer width: 20³/₄"
- Wide drawer depth: 22⁷/₈"

Note: All towers are configured from the top down with standard combinations of box and file drawers.

Pull finish is stainless steel.

"M" drawers consisting of a box drawer body with a file drawer head are available by substituting any two "B" or any one "F" character within the pattern number, example (RT3SLH6424MFN). Multiple "M" drawers may be specified providing they equal the total modules available.

A 6" drawer, behind a cupboard door is available by adding the numeral 1 to the end of the pattern number, example (RT3SLH6424BBFL1)

Note: 6" drawer behind doors are not available within the wardrobe portion of towers. Drawers behind doors are painted black.

Note: Drawer behind doors list pricing is as follows: 1=\$255

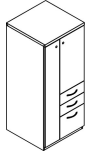
Storage Towers Veneer Front - Reff S Pull

24" Wide Storage Towers

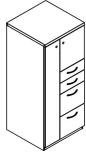
57" High

Series 2 Storage

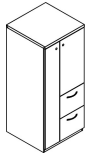
description	type	w	d	h	lock	pattern no.	V1	V2
57" High tower with two box and one file drawer and door and wardrobe (left hand shown)	left hand	23 ⁷ / ₈ "	23 ¹ / ₂ "	56 ³ / ₁₆ "	Y	RT3WSLH5724BBFL	\$4,293.	\$4,628.
	right hand	23 ⁷ / ₈ "	23 ¹ / ₂ "	56 ³ / ₁₆ "	Y	RT3WSRH5724BBFL	4,293.	4,628.



57" High tower with two box and two file drawers and door and wardrobe (left hand shown)	left hand	23 ⁷ / ₈ "	23 ¹ / ₂ "	56 ³ / ₁₆ "	Y	RT3WSLH5724BBFFL	4,650.	5,017.
	right hand	23 ⁷ / ₈ "	23 ¹ / ₂ "	56 ³ / ₁₆ "	Y	RT3WSRH5724BBFFL	4,650.	5,017.



57" High tower with two file drawers and door and wardrobe (left hand shown)	left hand	23 ⁷ / ₈ "	23 ¹ / ₂ "	56 ³ / ₁₆ "	Y	RT3WSLH5724FFL	3,640.	3,924.
	right hand	23 ⁷ / ₈ "	23 ¹ / ₂ "	56 ³ / ₁₆ "	Y	RT3WSRH5724FFL	3,640.	3,924.



Order Code

Example:	RT3SLH5724FFL-VC 113
RT3	Series 2 Veneer Front
S	Single Door
LH	Left Hand Access
57	57" High
24	24" Wide
F	File Drawer
F	File Drawer
L	Locking
VC	Front Finish Medium Cherry
113	Case Finish Dark Grey

Specification Information

For non-locking towers, deduct as follows from the list price for each unit: Deduct \$30 for (1) lock unit, \$60 for (2) lock unit, and \$75 for a (3) lock unit. Substitute the "L" suffix with an "N" within the pattern number to designate a non-locking unit, example (RT3SLH6424BBFN)

"M" drawers consisting of a box drawer body with a file drawer head are available by substituting any two "B" or any one "F" character within the pattern number, example (RT3SLH6424MFN). Multiple "M" drawers may be specified providing they equal the total modules available.

A 6" drawer, behind a cupboard door is available by adding the numeral 1 to the end of the pattern number, example (RT3SLH6424BBFL1)

Note: 6" drawer behind doors are not available within the wardrobe portion of towers. Drawers behind doors are painted black.

Note: Drawer behind doors list pricing is as follows: 1=\$255

Application Notes

Hanging rails and other accessories are not included and must be ordered separately. Hanging rails are included with 24" and 30" wide lateral drawers only. (See *Tower Accessories for pricing and order entry information*)

Half depth adjustable shelves and coat hooks may be ordered separately allowing the cupboard area of the 15", 24" and 30" wide towers to support binders as well as shorter coats. (See *Tower Accessories for pricing and order entry information*)

Note: Veneer front towers are comprised of a steel case with wood veneer fronts and top.

- 15" w Side Access and Display towers include (1) lock.
- Single door towers, double door towers, 24" w and 30" w Side Access and Display towers include (2) locks. (Except full-height doors which include (1) lock)
- Front Access (only) towers with wardrobe include (3) locks. (Except full-height doors with wardrobe which include (2) locks)

Critical Dimensions

Dimensions under, **w**, **d** and **h** are actual to the nearest ¹/₁₆"

42", 50", 57" and 64" Tower Internal Dimensions

- Box and M drawer height: 4⁵/₁₆"
- Box and M drawer width: 12¹/₁₆"
- Box and M drawer depth: 18³/₈"
- File drawer height: 9¹/₄"
- File drawer width: 12¹/₁₆"
- File drawer depth: 18³/₈"
- Wide drawer height: 9⁹/₁₆"
- Wide drawer width: 20³/₄"
- Wide drawer depth: 22⁷/₈"

Note: All towers are configured from the top down with standard combinations of box and file drawers.

Pull finish is stainless steel.

Storage Towers Veneer Front - Reff S Pull

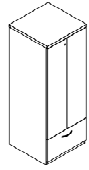
24" Wide Storage Towers

64" High

Series 2 Storage

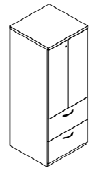
description	type	w	d	h	lock	pattern no.	V1	V2
-------------	------	---	---	---	------	-------------	----	----

64" High Double Door tower with one wide drawer		23 ⁷ / ₈ "	23 ¹ / ₂ "	63 ⁵ / ₁₆ "	Y	RT3D6424WL	\$3,796.	\$4,096.
---	--	----------------------------------	----------------------------------	-----------------------------------	---	-------------------	----------	----------



24" and 30" wide double door cabinets may be ordered with a grommet option located in the back of the case by adding a "G" between the 4th and 5th character of the pattern number, example (RT3D**G**6424WL). Add \$100 for this option. **Note**, by adding a "G" option, the cabinet will also receive AV hinged doors.

64" High Double Door tower with two wide drawers		23 ⁷ / ₈ "	23 ¹ / ₂ "	63 ⁵ / ₁₆ "	Y	RT3D6424WWL	4,504.	4,859.
--	--	----------------------------------	----------------------------------	-----------------------------------	---	--------------------	--------	--------



24" and 30" wide double door cabinets may be ordered with a grommet option located in the back of the case by adding a "G" between the 4th and 5th character of the pattern number, example (RT3D**G**6424WL). Add \$100 for this option. **Note**, by adding a "G" option, the cabinet will also receive AV hinged doors.

Series 2 Veneer Front Storage

Order Code

Example: **RT3SLH5724FFL-VC 113**

RT3	Series 2 Veneer Front
S	Single Door
LH	Left Hand Access
57	57" High
24	24" Wide
F	File Drawer
F	File Drawer
L	Locking
VC	Front Finish Medium Cherry
113	Case Finish Dark Grey

Specification Information

For non-locking towers, deduct as follows from the list price for each unit: Deduct \$30 for (1) lock unit, \$60 for (2) lock unit, and \$75 for a (3) lock unit. Substitute the "L" suffix with an "N" within the pattern number to designate a non-locking unit, example (RT3SLH6424BBFN)

Application Notes

Hanging rails and other accessories are not included and must be ordered separately. Hanging rails are included with 24" and 30" wide lateral drawers only. (See *Tower Accessories for pricing and order entry information*)

Half depth adjustable shelves and coat hooks may be ordered separately allowing the cupboard area of the 15", 24" and 30" wide towers to support binders as well as shorter coats. (See *Tower Accessories for pricing and order entry information*)

Note: Veneer front towers are comprised of a steel case with wood veneer fronts and top.

- 15" w Side Access and Display towers include (1) lock.
- Single door towers, double door towers, 24" w and 30" w Side Access and Display towers include (2) locks. (Except full-height doors which include (1) lock)
- Front Access (only) towers with wardrobe include (3) locks. (Except full-height doors with wardrobe which include (2) locks)

Critical Dimensions

Dimensions under, **w**, **d** and **h** are actual to the nearest 1/16"

42", 50", 57" and 64" Tower Internal Dimensions

- Box and M drawer height: 4⁵/₁₆"
- Box and M drawer width: 12¹/₁₆"
- Box and M drawer depth: 18³/₈"
- File drawer height: 9¹/₄"
- File drawer width: 12¹/₁₆"
- File drawer depth: 18³/₈"
- Wide drawer height: 9⁹/₁₆"
- Wide drawer width: 20³/₄"
- Wide drawer depth: 22⁷/₈"

Note: All towers are configured from the top down with standard combinations of box and file drawers.

Pull finish is stainless steel.

"M" drawers consisting of a box drawer body with a file drawer head are available by substituting any two "B" or any one "F" character within the pattern number, example (RT3SLH6424MFN). Multiple "M" drawers may be specified providing they equal the total modules available.

A 6" drawer, behind a cupboard door is available by adding the numeral 1 to the end of the pattern number, example (RT3SLH6424BBFL1)

Note: 6" drawer behind doors are not available within the wardrobe portion of towers. Drawers behind doors are painted black.

Note: Drawer behind doors list pricing is as follows: 1=\$255

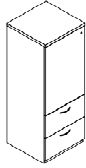
Storage Towers Veneer Front - Reff S Pull

24" Wide Storage Towers

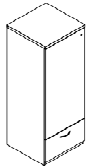
64" High

Series 2 Storage

description	type	w	d	h	lock	pattern no.	V1	V2
64" High Single Door tower with two wide drawers (left hand shown)	left hand	23 ⁷ / ₈ "	23 ¹ / ₂ "	63 ⁵ / ₁₆ "	Y	RT3SLH6424WWL	\$3,588.	\$3,871.
	right hand	23 ⁷ / ₈ "	23 ¹ / ₂ "	63 ⁵ / ₁₆ "	Y	RT3SRH6424WWL	3,588.	3,871.



64" High Single Door tower with wide drawer (left hand shown)	left hand	23 ⁷ / ₈ "	23 ¹ / ₂ "	63 ⁵ / ₁₆ "	Y	RT3SLH6424WL	3,026.	3,267.
	right hand	23 ⁷ / ₈ "	23 ¹ / ₂ "	63 ⁵ / ₁₆ "	Y	RT3SRH6424WL	3,026.	3,267.



Order Code

Example:	RT3SLH5724FFL-VC 113
RT3	Series 2 Veneer Front
S	Single Door
LH	Left Hand Access
57	57" High
24	24" Wide
F	File Drawer
F	File Drawer
L	Locking
VC	Front Finish Medium Cherry
113	Case Finish Dark Grey

Specification Information

For non-locking towers, deduct as follows from the list price for each unit: Deduct \$30 for (1) lock unit, \$60 for (2) lock unit, and \$75 for a (3) lock unit. Substitute the "L" suffix with an "N" within the pattern number to designate a non-locking unit, example (RT3SLH6424BBFN)

Application Notes

Hanging rails and other accessories are not included and must be ordered separately. Hanging rails are included with 24" and 30" wide lateral drawers only. (See *Tower Accessories for pricing and order entry information*)

Half depth adjustable shelves and coat hooks may be ordered separately allowing the cupboard area of the 15", 24" and 30" wide towers to support binders as well as shorter coats. (See *Tower Accessories for pricing and order entry information*)

Note: Veneer front towers are comprised of a steel case with wood veneer fronts and top.

- 15" w Side Access and Display towers include (1) lock.
- Single door towers, double door towers, 24" w and 30" w Side Access and Display towers include (2) locks. (Except full-height doors which include (1) lock)
- Front Access (only) towers with wardrobe include (3) locks. (Except full-height doors with wardrobe which include (2) locks)

Critical Dimensions

Dimensions under, **w**, **d** and **h** are actual to the nearest ¹/₁₆"

42", 50", 57" and 64" Tower Internal Dimensions

- Box and M drawer height: 4⁵/₁₆"
- Box and M drawer width: 12¹/₁₆"
- Box and M drawer depth: 18³/₈"
- File drawer height: 9¹/₄"
- File drawer width: 12¹/₁₆"
- File drawer depth: 18³/₈"
- Wide drawer height: 9⁹/₁₆"
- Wide drawer width: 20³/₄"
- Wide drawer depth: 22⁷/₈"

Note: All towers are configured from the top down with standard combinations of box and file drawers.

Pull finish is stainless steel.

"M" drawers consisting of a box drawer body with a file drawer head are available by substituting any two "B" or any one "F" character within the pattern number, example (RT3SLH6424MFN). Multiple "M" drawers may be specified providing they equal the total modules available.

A 6" drawer, behind a cupboard door is available by adding the numeral 1 to the end of the pattern number, example (RT3SLH6424BBF1)

Note: 6" drawer behind doors are not available within the wardrobe portion of towers. Drawers behind doors are painted black.

Note: Drawer behind doors list pricing is as follows: 1=\$255


Storage Towers Veneer Front - Reff S Pull

24" Wide Storage Towers


64" High

Series 2 Storage

description	type	w	d	h	lock	pattern no.	V1	V2
64" High tower with four file drawers and door and wardrobe (left hand shown)	left hand	23 ⁷ / ₈ "	23 ¹ / ₂ "	63 ⁵ / ₁₆ "	Y	RT3WSLH6424FFFFL	\$4,811.	\$5,188.
	right hand	23 ⁷ / ₈ "	23 ¹ / ₂ "	63 ⁵ / ₁₆ "	Y	RT3WSRH6424FFFFL	4,811.	5,188.



64" High tower with one box and two file drawers and door and wardrobe (left hand shown)	left hand	23 ⁷ / ₈ "	23 ¹ / ₂ "	63 ⁵ / ₁₆ "	Y	RT3WSLH6424BFFL	4,396.	4,738.
	right hand	23 ⁷ / ₈ "	23 ¹ / ₂ "	63 ⁵ / ₁₆ "	Y	RT3WSRH6424BFFL	4,396.	4,738.



Series 2 Veneer Front Storage

Order Code

Example:	RT3SLH5724FFL-VC 113
RT3	Series 2 Veneer Front
S	Single Door
LH	Left Hand Access
57	57" High
24	24" Wide
F	File Drawer
F	File Drawer
L	Locking
VC	Front Finish Medium Cherry
113	Case Finish Dark Grey

Specification Information

For non-locking towers, deduct as follows from the list price for each unit: Deduct \$30 for (1) lock unit, \$60 for (2) lock unit, and \$75 for a (3) lock unit. Substitute the "L" suffix with an "N" within the pattern number to designate a non-locking unit, example (RT3SLH6424BBFN)

Application Notes

Hanging rails and other accessories are not included and must be ordered separately. Hanging rails are included with 24" and 30" wide lateral drawers only. (See *Tower Accessories for pricing and order entry information*)

Half depth adjustable shelves and coat hooks may be ordered separately allowing the cupboard area of the 15", 24" and 30" wide towers to support binders as well as shorter coats. (See *Tower Accessories for pricing and order entry information*)

Note: Veneer front towers are comprised of a steel case with wood veneer fronts and top.

- 15" w Side Access and Display towers include (1) lock.
- Single door towers, double door towers, 24" w and 30" w Side Access and Display towers include (2) locks. (Except full-height doors which include (1) lock)
- Front Access (only) towers with wardrobe include (3) locks. (Except full-height doors with wardrobe which include (2) locks)

Critical Dimensions

Dimensions under, **w**, **d** and **h** are actual to the nearest ¹/₁₆"

42", 50", 57" and 64" Tower Internal Dimensions

- Box and M drawer height: 4⁵/₁₆"
- Box and M drawer width: 12¹/₁₆"
- Box and M drawer depth: 18³/₈"
- File drawer height: 9¹/₄"
- File drawer width: 12¹/₁₆"
- File drawer depth: 18³/₈"
- Wide drawer height: 9⁹/₁₆"
- Wide drawer width: 20³/₄"
- Wide drawer depth: 22⁷/₈"

Note: All towers are configured from the top down with standard combinations of box and file drawers.

Pull finish is stainless steel.

"M" drawers consisting of a box drawer body with a file drawer head are available by substituting any two "B" or any one "F" character within the pattern number, example (RT3SLH6424MFN). Multiple "M" drawers may be specified providing they equal the total modules available.

A 6" drawer, behind a cupboard door is available by adding the numeral 1 to the end of the pattern number, example (RT3SLH6424BBFL1)

Note: 6" drawer behind doors are not available within the wardrobe portion of towers. Drawers behind doors are painted black.

Note: Drawer behind doors list pricing is as follows: 1=\$255

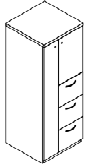
Storage Towers Veneer Front - Reff S Pull

24" Wide Storage Towers

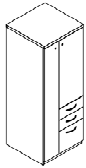
64" High

Series 2 Storage

description	type	w	d	h	lock	pattern no.	V1	V2
64" High tower with three file drawers and door and wardrobe (left hand shown)	left hand	23 ⁷ / ₈ "	23 ¹ / ₂ "	63 ⁵ / ₁₆ "	Y	RT3WSLH6424FFFL	\$4,371.	\$4,712.
	right hand	23 ⁷ / ₈ "	23 ¹ / ₂ "	63 ⁵ / ₁₆ "	Y	RT3WSRH6424FFFL	4,371.	4,712.



64" High tower with two box and one file drawer and door and wardrobe (left hand shown)	left hand	23 ⁷ / ₈ "	23 ¹ / ₂ "	63 ⁵ / ₁₆ "	Y	RT3WSLH6424BBFL	4,303.	4,639.
	right hand	23 ⁷ / ₈ "	23 ¹ / ₂ "	63 ⁵ / ₁₆ "	Y	RT3WSRH6424BBFL	4,303.	4,639.



Order Code

Example:	RT3SLH5724FFL-VC 113
RT3	Series 2 Veneer Front
S	Single Door
LH	Left Hand Access
57	57" High
24	24" Wide
F	File Drawer
F	File Drawer
L	Locking
VC	Front Finish Medium Cherry
113	Case Finish Dark Grey

Specification Information

For non-locking towers, deduct as follows from the list price for each unit: Deduct \$30 for (1) lock unit, \$60 for (2) lock unit, and \$75 for a (3) lock unit. Substitute the "L" suffix with an "N" within the pattern number to designate a non-locking unit, example (RT3SLH6424BBFN)

Application Notes

Hanging rails and other accessories are not included and must be ordered separately. Hanging rails are included with 24" and 30" wide lateral drawers only. (See *Tower Accessories for pricing and order entry information*)

Half depth adjustable shelves and coat hooks may be ordered separately allowing the cupboard area of the 15", 24" and 30" wide towers to support binders as well as shorter coats. (See *Tower Accessories for pricing and order entry information*)

Note: Veneer front towers are comprised of a steel case with wood veneer fronts and top.

- 15" w Side Access and Display towers include (1) lock.
- Single door towers, double door towers, 24" w and 30" w Side Access and Display towers include (2) locks. (Except full-height doors which include (1) lock)
- Front Access (only) towers with wardrobe include (3) locks. (Except full-height doors with wardrobe which include (2) locks)

Critical Dimensions

Dimensions under, **w**, **d** and **h** are actual to the nearest ¹/₁₆"

42", 50", 57" and 64" Tower Internal Dimensions

- Box and M drawer height: 4⁵/₁₆"
- Box and M drawer width: 12¹/₁₆"
- Box and M drawer depth: 18³/₈"
- File drawer height: 9¹/₄"
- File drawer width: 12¹/₁₆"
- File drawer depth: 18³/₈"
- Wide drawer height: 9⁹/₁₆"
- Wide drawer width: 20³/₄"
- Wide drawer depth: 22⁷/₈"

Note: All towers are configured from the top down with standard combinations of box and file drawers.

Pull finish is stainless steel.

"M" drawers consisting of a box drawer body with a file drawer head are available by substituting any two "B" or any one "F" character within the pattern number, example (RT3SLH6424MFN). Multiple "M" drawers may be specified providing they equal the total modules available.

A 6" drawer, behind a cupboard door is available by adding the numeral 1 to the end of the pattern number, example (RT3SLH6424BBFL1)

Note: 6" drawer behind doors are not available within the wardrobe portion of towers. Drawers behind doors are painted black.

Note: Drawer behind doors list pricing is as follows: 1=\$255


Storage Towers Veneer Front - Reff S Pull

24" Wide Storage Towers

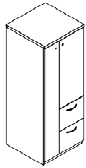
64" High

Series 2 Storage

description	type	w	d	h	lock	pattern no.	V1	V2
64" High tower with two box and two file drawers and door and wardrobe (left hand shown)	left hand	23 ⁷ / ₈ "	23 ¹ / ₂ "	63 ⁵ / ₁₆ "	Y	RT3WSLH6424BBFFL	\$4,747.	\$5,120.
	right hand	23 ⁷ / ₈ "	23 ¹ / ₂ "	63 ⁵ / ₁₆ "	Y	RT3WSRH6424BBFFL	4,747.	5,120.



64" High tower with two file drawers and door and wardrobe (left hand shown)	left hand	23 ⁷ / ₈ "	23 ¹ / ₂ "	63 ⁵ / ₁₆ "	Y	RT3WSLH6424FFL	3,681.	3,968.
	right hand	23 ⁷ / ₈ "	23 ¹ / ₂ "	63 ⁵ / ₁₆ "	Y	RT3WSRH6424FFL	3,681.	3,968.



Series 2 Veneer Front Storage

Order Code

Example:	RT3SLH5724FFL-VC 113
RT3	Series 2 Veneer Front
S	Single Door
LH	Left Hand Access
57	57" High
24	24" Wide
F	File Drawer
F	File Drawer
L	Locking
VC	Front Finish Medium Cherry
113	Case Finish Dark Grey

Specification Information

For non-locking towers, deduct as follows from the list price for each unit: Deduct \$30 for (1) lock unit, \$60 for (2) lock unit, and \$75 for a (3) lock unit. Substitute the "L" suffix with an "N" within the pattern number to designate a non-locking unit, example (RT3SLH6424BBFN)

"M" drawers consisting of a box drawer body with a file drawer head are available by substituting any two "B" or any one "F" character within the pattern number, example (RT3SLH6424MFN). Multiple "M" drawers may be specified providing they equal the total modules available.

A 6" drawer, behind a cupboard door is available by adding the numeral 1 to the end of the pattern number, example (RT3SLH6424BBFL1)

Note: 6" drawer behind doors are not available within the wardrobe portion of towers. Drawers behind doors are painted black.

Note: Drawer behind doors list pricing is as follows: 1=\$255

Application Notes

Hanging rails and other accessories are not included and must be ordered separately. Hanging rails are included with 24" and 30" wide lateral drawers only. (See *Tower Accessories for pricing and order entry information*)

Half depth adjustable shelves and coat hooks may be ordered separately allowing the cupboard area of the 15", 24" and 30" wide towers to support binders as well as shorter coats. (See *Tower Accessories for pricing and order entry information*)

Note: Veneer front towers are comprised of a steel case with wood veneer fronts and top.

- 15" w Side Access and Display towers include (1) lock.
- Single door towers, double door towers, 24" w and 30" w Side Access and Display towers include (2) locks. (Except full-height doors which include (1) lock)
- Front Access (only) towers with wardrobe include (3) locks. (Except full-height doors with wardrobe which include (2) locks)

Critical Dimensions

Dimensions under, **w**, **d** and **h** are actual to the nearest ¹/₁₆"

42", 50", 57" and 64" Tower Internal Dimensions

- Box and M drawer height: 4⁵/₁₆"
- Box and M drawer width: 12¹/₁₆"
- Box and M drawer depth: 18³/₈"
- File drawer height: 9¹/₄"
- File drawer width: 12¹/₁₆"
- File drawer depth: 18³/₈"
- Wide drawer height: 9⁹/₁₆"
- Wide drawer width: 20³/₄"
- Wide drawer depth: 22⁷/₈"

Note: All towers are configured from the top down with standard combinations of box and file drawers.

Pull finish is stainless steel.

Storage Towers Veneer Front - Reff S Pull

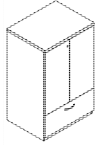
30" Wide Storage Towers

50" High

Series 2 Storage

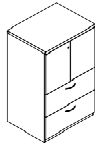
description	type	w	d	h	lock	pattern no.	V1	V2
-------------	------	---	---	---	------	-------------	----	----

50" High Double Door tower with one wide drawer		29 ⁷ / ₈ "	23 ¹ / ₂ "	48 ⁵ / ₁₆ "	Y	RT3D5030WL	\$4,195.	\$4,524.
---	--	----------------------------------	----------------------------------	-----------------------------------	---	-------------------	----------	----------



24" and 30" wide double door cabinets may be ordered with a grommet option located in the back of the case by adding a "G" between the 4th and 5th character of the pattern number, example (RT3D**G**6424WL). Add \$100 for this option. **Note**, by adding a "G" option, the cabinet will also receive AV hinged doors.

50" High Double Door tower with two wide drawers		29 ⁷ / ₈ "	23 ¹ / ₂ "	48 ⁵ / ₁₆ "	Y	RT3D5030WWL	5,018.	5,412.
--	--	----------------------------------	----------------------------------	-----------------------------------	---	--------------------	--------	--------



24" and 30" wide double door cabinets may be ordered with a grommet option located in the back of the case by adding a "G" between the 4th and 5th character of the pattern number, example (RT3D**G**6424WL). Add \$100 for this option. **Note**, by adding a "G" option, the cabinet will also receive AV hinged doors.

Order Code

Example:	RT3WSLH5730BBFL-VC 113
RT3	Series 2 Veneer Front
WS	Wardrobe and Single Door
LH	Left Hand Access
57	57" High
30	30" Wide
B	Box Drawer
B	Box Drawer
F	File Drawer
L	Locking
VC	Front Finish Medium Grey
113	Case Finish Dark Grey

Specification Information

For non-locking towers, deduct as follows from the list price for each unit: Deduct \$30 for (1) lock unit, \$60 for (2) lock unit, and \$75 for a (3) lock unit. Substitute the "L" suffix with an "N" within the pattern number to designate a non-locking unit, example (RT3WSLH5030BBFN)

"M" drawers consisting of a box drawer body with a file drawer head are available by substituting any two "B" or any one "F" character within the pattern number, example (RT3WSLH5030MFN). Multiple "M" drawers may be specified providing they equal the total modules available.

A 6" drawer, behind a cupboard door is available by adding the numeral 1 to the end of the pattern number, example (RT3WSLH6430BBFL1)

- 15" w Side Access and Display towers include (1) lock.
- Single door towers, double door towers, 24" w and 30" w Side Access and Display towers include (2) locks. (Except full-height doors which include (1) lock)
- Front Access (only) towers with wardrobe include (3) locks. (Except full-height doors with wardrobe which include (2) locks)

Note: 6" drawer behind doors are not available within the wardrobe portion of towers. Drawers behind doors are painted black.

Note: Drawers behind doors list prices are as follows: 1=\$255

Application Notes

Hanging rails and other accessories are not included and must be ordered separately. Hanging rails are included with 24" and 30" wide lateral drawers only. (See *Tower Accessories for pricing and order entry information*)

Half depth adjustable shelves and coat hooks may be ordered separately allowing the cupboard area of the 15", 24" and 30" wide towers to support binders as well as shorter coats. (See *Tower Accessories for pricing and order entry information*)

Note: Veneer front towers are comprised of a steel case with wood veneer fronts and top.

Critical Dimensions

Dimensions under, **w**, **d** and **h** are actual to the nearest ¹/₁₆"

42", 50", 57" and 64" Tower Internal Dimensions

- Box and M drawer height: 4⁵/₁₆"
- Box and M drawer width: 12¹/₁₆"
- Box and M drawer depth: 18³/₈"
- File drawer height: 9¹/₄"
- File drawer width: 12¹/₁₆"
- File drawer depth: 18³/₈"
- Wide drawer height: 9⁷/₁₆"
- Wide drawer width: 20³/₄"
- Wide drawer depth: 22⁷/₈"

Note: All towers are configured from the top down with standard combinations of box and file drawers.

Pull finish is stainless steel.

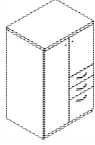
Storage Towers Veneer Front - Reff S Pull

30" Wide Storage Towers

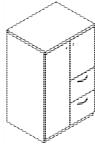
50" High

Series 2 Storage

description	type	w	d	h	lock	pattern no.	V1	V2
50" High tower with two box and one file drawer and door and wardrobe (left hand shown)	left hand	29 ⁷ / ₈ "	23 ¹ / ₂ "	48 ⁵ / ₁₆ "	Y	RT3WSLH5030BBFL	\$4,168.	\$4,496.
	right hand	29 ⁷ / ₈ "	23 ¹ / ₂ "	48 ⁵ / ₁₆ "	Y	RT3WSRH5030BBFL	4,168.	4,496.



50" High tower with two file drawers and door and wardrobe (left hand shown)	left hand	29 ⁷ / ₈ "	23 ¹ / ₂ "	48 ⁵ / ₁₆ "	Y	RT3WSLH5030FFL	3,858.	4,159.
	right hand	29 ⁷ / ₈ "	23 ¹ / ₂ "	48 ⁵ / ₁₆ "	Y	RT3WSRH5030FFL	3,858.	4,159.



Series 2 Veneer Front Storage

Order Code

Example: **RT3WSLH5730BBFL-VC 113**

RT3	Series 2 Veneer Front
WS	Wardrobe and Single Door
LH	Left Hand Access
57	57" High
30	30" Wide
B	Box Drawer
B	Box Drawer
F	File Drawer
L	Locking
VC	Front Finish Medium Grey
113	Case Finish Dark Grey

Specification Information

For non-locking towers, deduct as follows from the list price for each unit: Deduct \$30 for (1) lock unit, \$60 for (2) lock unit, and \$75 for a (3) lock unit. Substitute the "L" suffix with an "N" within the pattern number to designate a non-locking unit, example (RT3WSLH5030BBFN)

"M" drawers consisting of a box drawer body with a file drawer head are available by substituting any two "B" or any one "F" character within the pattern number, example (RT3WSLH5030MFN). Multiple "M" drawers may be specified providing they equal the total modules available.

A 6" drawer, behind a cupboard door is available by adding the numeral 1 to the end of the pattern number, example (RT3WSLH6430BBFL1)

- 15" w Side Access and Display towers include (1) lock.
- Single door towers, double door towers, 24" w and 30" w Side Access and Display towers include (2) locks. (Except full-height doors which include (1) lock)
- Front Access (only) towers with wardrobe include (3) locks. (Except full-height doors with wardrobe which include (2) locks)

Note: 6" drawer behind doors are not available within the wardrobe portion of towers. Drawers behind doors are painted black.

Note: Drawers behind doors list prices are as follows: 1=\$255

Application Notes

Hanging rails and other accessories are not included and must be ordered separately. Hanging rails are included with 24" and 30" wide lateral drawers only. (See *Tower Accessories for pricing and order entry information*)

Half depth adjustable shelves and coat hooks may be ordered separately allowing the cupboard area of the 15", 24" and 30" wide towers to support binders as well as shorter coats. (See *Tower Accessories for pricing and order entry information*)

Note: Veneer front towers are comprised of a steel case with wood veneer fronts and top.

Critical Dimensions

Dimensions under, **w**, **d** and **h** are actual to the nearest ¹/₁₆"

42", 50", 57" and 64" Tower Internal Dimensions

- Box and M drawer height: 4⁵/₁₆"
- Box and M drawer width: 12¹/₁₆"
- Box and M drawer depth: 18³/₈"
- File drawer height: 9¹/₄"
- File drawer width: 12¹/₁₆"
- File drawer depth: 18³/₈"
- Wide drawer height: 9⁷/₁₆"
- Wide drawer width: 20³/₄"
- Wide drawer depth: 22⁷/₈"

Note: All towers are configured from the top down with standard combinations of box and file drawers.

Pull finish is stainless steel.

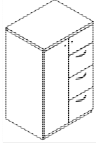
Storage Towers Veneer Front - Reff S Pull

30" Wide Storage Towers

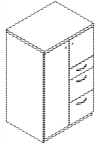
50" High

Series 2 Storage

description	type	w	d	h	lock	pattern no.	V1	V2
50" High tower with three file drawers and door and wardrobe (left hand shown)	left hand	29 ⁷ / ₈ "	23 ¹ / ₂ "	48 ⁵ / ₁₆ "	Y	RT3WSLH5030FFFL	\$4,244.	\$4,577.
	right hand	29 ⁷ / ₈ "	23 ¹ / ₂ "	48 ⁵ / ₁₆ "	Y	RT3WSRH5030FFFL	4,244.	4,577.



50" High tower with one box and two file drawers and door and wardrobe (left hand shown)	left hand	29 ⁷ / ₈ "	23 ¹ / ₂ "	48 ⁵ / ₁₆ "	Y	RT3WSLH5030BFFL	4,211.	4,540.
	right hand	29 ⁷ / ₈ "	23 ¹ / ₂ "	48 ⁵ / ₁₆ "	Y	RT3WSRH5030BFFL	4,211.	4,540.



Order Code

Example: **RT3WSLH5730BBFL-VC 113**

RT3	Series 2 Veneer Front
WS	Wardrobe and Single Door
LH	Left Hand Access
57	57" High
30	30" Wide
B	Box Drawer
B	Box Drawer
F	File Drawer
L	Locking
VC	Front Finish Medium Grey
113	Case Finish Dark Grey

Specification Information

For non-locking towers, deduct as follows from the list price for each unit: Deduct \$30 for (1) lock unit, \$60 for (2) lock unit, and \$75 for a (3) lock unit. Substitute the "L" suffix with an "N" within the pattern number to designate a non-locking unit, example (RT3WSLH5030BBFN)

"M" drawers consisting of a box drawer body with a file drawer head are available by substituting any two "B" or any one "F" character within the pattern number, example (RT3WSLH5030MFN). Multiple "M" drawers may be specified providing they equal the total modules available.

A 6" drawer, behind a cupboard door is available by adding the numeral 1 to the end of the pattern number, example (RT3WSLH6430BBFL1)

- 15" w Side Access and Display towers include (1) lock.
- Single door towers, double door towers, 24" w and 30" w Side Access and Display towers include (2) locks. (Except full-height doors which include (1) lock)
- Front Access (only) towers with wardrobe include (3) locks. (Except full-height doors with wardrobe which include (2) locks)

Note: 6" drawer behind doors are not available within the wardrobe portion of towers. Drawers behind doors are painted black.

Note: Drawers behind doors list prices are as follows: 1=\$255

Application Notes

Hanging rails and other accessories are not included and must be ordered separately. Hanging rails are included with 24" and 30" wide lateral drawers only. (See *Tower Accessories for pricing and order entry information*)

Half depth adjustable shelves and coat hooks may be ordered separately allowing the cupboard area of the 15", 24" and 30" wide towers to support binders as well as shorter coats. (See *Tower Accessories for pricing and order entry information*)

Note: Veneer front towers are comprised of a steel case with wood veneer fronts and top.

Critical Dimensions

Dimensions under, **w**, **d** and **h** are actual to the nearest ¹/₁₆"

42", 50", 57" and 64" Tower Internal Dimensions

- Box and M drawer height: 4⁵/₁₆"
- Box and M drawer width: 12¹/₁₆"
- Box and M drawer depth: 18³/₈"
- File drawer height: 9¹/₄"
- File drawer width: 12¹/₁₆"
- File drawer depth: 18³/₈"
- Wide drawer height: 9⁹/₁₆"
- Wide drawer width: 20³/₄"
- Wide drawer depth: 22⁷/₈"

Note: All towers are configured from the top down with standard combinations of box and file drawers.

Pull finish is stainless steel.

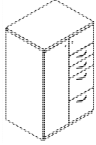
Storage Towers Veneer Front - Reff S Pull

30" Wide Storage Towers

50" High

Series 2 Storage

description	type	w	d	h	lock	pattern no.	V1	V2
50" High tower with two box and two file drawers and door and wardrobe (left hand shown)	left hand	29 ⁷ / ₈ "	23 ¹ / ₂ "	48 ⁵ / ₁₆ "	Y	RT3WSLH5030BBFFL	\$4,619.	\$4,983.
	right hand	29 ⁷ / ₈ "	23 ¹ / ₂ "	48 ⁵ / ₁₆ "	Y	RT3WSRH5030BBFFL	4,619.	4,983.



Series 2 Veneer Front Storage

Order Code

Example: **RT3WSLH5730BBFL-VC 113**

RT3	Series 2 Veneer Front
WS	Wardrobe and Single Door
LH	Left Hand Access
57	57" High
30	30" Wide
B	Box Drawer
B	Box Drawer
F	File Drawer
L	Locking
VC	Front Finish Medium Grey
113	Case Finish Dark Grey

Specification Information

For non-locking towers, deduct as follows from the list price for each unit: Deduct \$30 for (1) lock unit, \$60 for (2) lock unit, and \$75 for a (3) lock unit. Substitute the "L" suffix with an "N" within the pattern number to designate a non-locking unit, example (RT3WSLH5030BBFN)

"M" drawers consisting of a box drawer body with a file drawer head are available by substituting any two "B" or any one "F" character within the pattern number, example (RT3WSLH5030MFN). Multiple "M" drawers may be specified providing they equal the total modules available.

A 6" drawer, behind a cupboard door is available by adding the numeral 1 to the end of the pattern number, example (RT3WSLH6430BBFL1)

- 15" w Side Access and Display towers include (1) lock.
- Single door towers, double door towers, 24" w and 30" w Side Access and Display towers include (2) locks. (Except full-height doors which include (1) lock)
- Front Access (only) towers with wardrobe include (3) locks. (Except full-height doors with wardrobe which include (2) locks)

Note: 6" drawer behind doors are not available within the wardrobe portion of towers. Drawers behind doors are painted black.

Note: Drawers behind doors list prices are as follows: 1=\$255

Application Notes

Hanging rails and other accessories are not included and must be ordered separately. Hanging rails are included with 24" and 30" wide lateral drawers only. (See *Tower Accessories for pricing and order entry information*)

Half depth adjustable shelves and coat hooks may be ordered separately allowing the cupboard area of the 15", 24" and 30" wide towers to support binders as well as shorter coats. (See *Tower Accessories for pricing and order entry information*)

Note: Veneer front towers are comprised of a steel case with wood veneer fronts and top.

Critical Dimensions

Dimensions under, **w**, **d** and **h** are actual to the nearest ¹/₁₆"

42", 50", 57" and 64" Tower Internal Dimensions

- Box and M drawer height: 4⁵/₁₆"
- Box and M drawer width: 12¹/₁₆"
- Box and M drawer depth: 18³/₈"
- File drawer height: 9¹/₄"
- File drawer width: 12¹/₁₆"
- File drawer depth: 18³/₈"
- Wide drawer height: 9⁹/₁₆"
- Wide drawer width: 20³/₄"
- Wide drawer depth: 22⁷/₈"

Note: All towers are configured from the top down with standard combinations of box and file drawers.

Pull finish is stainless steel.

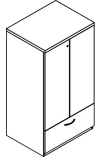
Storage Towers Veneer Front - Reff S Pull

30" Wide Storage Towers

57" High

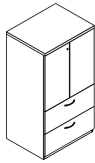
Series 2 Storage

description	type	w	d	h	lock	pattern no.	V1	V2
57" High Double Door tower with one wide drawer		29 ⁷ / ₈ "	23 ¹ / ₂ "	56 ³ / ₁₆ "	Y	RT3D5730WL	\$4,304.	\$4,643.



24" and 30" wide double door cabinets may be ordered with a grommet option located in the back of the case by adding a "G" between the 4th and 5th character of the pattern number, example (RT3D**G**6424WL). Add \$100 for this option. **Note**, by adding a "G" option, the cabinet will also receive AV hinged doors.

57" High Double Door tower with two wide drawers		29 ⁷ / ₈ "	23 ¹ / ₂ "	56 ³ / ₁₆ "	Y	RT3D5730WWL	5,237.	5,647.
--	--	----------------------------------	----------------------------------	-----------------------------------	---	--------------------	--------	--------



24" and 30" wide double door cabinets may be ordered with a grommet option located in the back of the case by adding a "G" between the 4th and 5th character of the pattern number, example (RT3D**G**6424WL). Add \$100 for this option. **Note**, by adding a "G" option, the cabinet will also receive AV hinged doors.

Order Code

Example:	RT3WSLH5730BBFL-VC 113
RT3	Series 2 Veneer Front
WS	Wardrobe and Single Door
LH	Left Hand Access
57	57" High
30	30" Wide
B	Box Drawer
B	Box Drawer
F	File Drawer
L	Locking
VC	Front Finish Medium Grey
113	Case Finish Dark Grey

Specification Information

For non-locking towers, deduct as follows from the list price for each unit: Deduct \$30 for (1) lock unit, \$60 for (2) lock unit, and \$75 for a (3) lock unit. Substitute the "L" suffix with an "N" within the pattern number to designate a non-locking unit, example (RT3WSLH5030BBFN)

"M" drawers consisting of a box drawer body with a file drawer head are available by substituting any two "B" or any one "F" character within the pattern number, example (RT3WSLH5030MFN). Multiple "M" drawers may be specified providing they equal the total modules available.

A 6" drawer, behind a cupboard door is available by adding the numeral 1 to the end of the pattern number, example (RT3WSLH6430BBFL1)

- 15" w Side Access and Display towers include (1) lock.
- Single door towers, double door towers, 24" w and 30" w Side Access and Display towers include (2) locks. (Except full-height doors which include (1) lock)
- Front Access (only) towers with wardrobe include (3) locks. (Except full-height doors with wardrobe which include (2) locks)

Note: 6" drawer behind doors are not available within the wardrobe portion of towers. Drawers behind doors are painted black.

Note: Drawers behind doors list prices are as follows: 1=\$255

Application Notes

Hanging rails and other accessories are not included and must be ordered separately. Hanging rails are included with 24" and 30" wide lateral drawers only. (See *Tower Accessories for pricing and order entry information*)

Half depth adjustable shelves and coat hooks may be ordered separately allowing the cupboard area of the 15", 24" and 30" wide towers to support binders as well as shorter coats. (See *Tower Accessories for pricing and order entry information*)

Note: Veneer front towers are comprised of a steel case with wood veneer fronts and top.

Critical Dimensions

Dimensions under, **w**, **d** and **h** are actual to the nearest ¹/₁₆"

42", 50", 57" and 64" Tower Internal Dimensions

- Box and M drawer height: 4⁵/₁₆"
- Box and M drawer width: 12¹/₁₆"
- Box and M drawer depth: 18³/₈"
- File drawer height: 9¹/₄"
- File drawer width: 12¹/₁₆"
- File drawer depth: 18³/₈"
- Wide drawer height: 9⁹/₁₆"
- Wide drawer width: 20³/₄"
- Wide drawer depth: 22⁷/₈"

Note: All towers are configured from the top down with standard combinations of box and file drawers.

Pull finish is stainless steel.

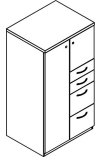
Storage Towers Veneer Front - Reff S Pull

30" Wide Storage Towers

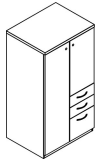
57" High

Series 2 Storage

description	type	w	d	h	lock	pattern no.	V1	V2
57" High tower with two box and two file drawers and door and wardrobe (left hand shown)	left hand	29 ⁷ / ₈ "	23 ¹ / ₂ "	56 ³ / ₁₆ "	Y	RT3WSLH5730BBFFL	\$4,741.	\$5,112.
	right hand	29 ⁷ / ₈ "	23 ¹ / ₂ "	56 ³ / ₁₆ "	Y	RT3WSRH5730BBFFL	4,648.	5,112.



57" High tower with two box and one file drawer and door and wardrobe (left hand shown)	left hand	29 ⁷ / ₈ "	23 ¹ / ₂ "	56 ³ / ₁₆ "	Y	RT3WSLH5730BBFL	4,367.	4,706.
	right hand	29 ⁷ / ₈ "	23 ¹ / ₂ "	56 ³ / ₁₆ "	Y	RT3WSRH5730BBFL	4,367.	4,706.



Series 2 Veneer Front Storage

Order Code

Example:	RT3WSLH5730BBFL-VC 113
RT3	Series 2 Veneer Front
WS	Wardrobe and Single Door
LH	Left Hand Access
57	57" High
30	30" Wide
B	Box Drawer
B	Box Drawer
F	File Drawer
L	Locking
VC	Front Finish Medium Grey
113	Case Finish Dark Grey

Specification Information

For non-locking towers, deduct as follows from the list price for each unit: Deduct \$30 for (1) lock unit, \$60 for (2) lock unit, and \$75 for a (3) lock unit. Substitute the "L" suffix with an "N" within the pattern number to designate a non-locking unit, example (RT3WSLH5030BBFN)

"M" drawers consisting of a box drawer body with a file drawer head are available by substituting any two "B" or any one "F" character within the pattern number, example (RT3WSLH5030MFN). Multiple "M" drawers may be specified providing they equal the total modules available.

A 6" drawer, behind a cupboard door is available by adding the numeral 1 to the end of the pattern number, example (RT3WSLH6430BBFL1)

- 15" w Side Access and Display towers include (1) lock.
- Single door towers, double door towers, 24" w and 30" w Side Access and Display towers include (2) locks. (Except full-height doors which include (1) lock)
- Front Access (only) towers with wardrobe include (3) locks. (Except full-height doors with wardrobe which include (2) locks)

Note: 6" drawer behind doors are not available within the wardrobe portion of towers. Drawers behind doors are painted black.

Critical Dimensions

Dimensions under, **w**, **d** and **h** are actual to the nearest ¹/₁₆"

42", 50", 57" and 64" Tower Internal Dimensions

- Box and M drawer height: 4⁵/₁₆"
- Box and M drawer width: 12¹/₁₆"
- Box and M drawer depth: 18³/₈"
- File drawer height: 9¹/₄"
- File drawer width: 12¹/₁₆"
- File drawer depth: 18³/₈"
- Wide drawer height: 9⁹/₁₆"
- Wide drawer width: 20³/₄"
- Wide drawer depth: 22⁷/₈"

Note: All towers are configured from the top down with standard combinations of box and file drawers.

Pull finish is stainless steel.

Note: Drawers behind doors list prices are as follows: 1=\$255

Application Notes

Hanging rails and other accessories are not included and must be ordered separately. Hanging rails are included with 24" and 30" wide lateral drawers only. (See *Tower Accessories for pricing and order entry information*)

Half depth adjustable shelves and coat hooks may be ordered separately allowing the cupboard area of the 15", 24" and 30" wide towers to support binders as well as shorter coats. (See *Tower Accessories for pricing and order entry information*)

Note: Veneer front towers are comprised of a steel case with wood veneer fronts and top.

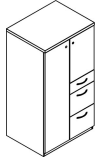
Storage Towers Veneer Front - Reff S Pull

30" Wide Storage Towers

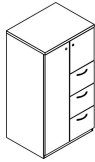
57" High

Series 2 Storage

description	type	w	d	h	lock	pattern no.	V1	V2
57" High tower with one box and two file drawers and door and wardrobe (left hand shown)	left hand	29 ⁷ / ₈ "	23 ¹ / ₂ "	56 ³ / ₁₆ "	Y	RT3WSLH5730BBFL	\$4,380.	\$4,725.
	right hand	29 ⁷ / ₈ "	23 ¹ / ₂ "	56 ³ / ₁₆ "	Y	RT3WSRH5730BBFL	4,380.	4,725.



57" High tower with three file drawers and door and wardrobe (left hand shown)	left hand	29 ⁷ / ₈ "	23 ¹ / ₂ "	56 ³ / ₁₆ "	Y	RT3WSLH5730FFFL	4,367.	4,707.
	right hand	29 ⁷ / ₈ "	23 ¹ / ₂ "	56 ³ / ₁₆ "	Y	RT3WSRH5730FFFL	4,367.	4,707.



Order Code

Example:	RT3WSLH5730BBFL-VC 113
RT3	Series 2 Veneer Front
WS	Wardrobe and Single Door
LH	Left Hand Access
57	57" High
30	30" Wide
B	Box Drawer
B	Box Drawer
F	File Drawer
L	Locking
VC	Front Finish Medium Grey
113	Case Finish Dark Grey

Specification Information

For non-locking towers, deduct as follows from the list price for each unit: Deduct \$30 for (1) lock unit, \$60 for (2) lock unit, and \$75 for a (3) lock unit. Substitute the "L" suffix with an "N" within the pattern number to designate a non-locking unit, example (RT3WSLH5030BBFN)

"M" drawers consisting of a box drawer body with a file drawer head are available by substituting any two "B" or any one "F" character within the pattern number, example (RT3WSLH5030MFN). Multiple "M" drawers may be specified providing they equal the total modules available.

A 6" drawer, behind a cupboard door is available by adding the numeral 1 to the end of the pattern number, example (RT3WSLH6430BBFL1)

- 15" w Side Access and Display towers include (1) lock.
- Single door towers, double door towers, 24" w and 30" w Side Access and Display towers include (2) locks. (Except full-height doors which include (1) lock)
- Front Access (only) towers with wardrobe include (3) locks. (Except full-height doors with wardrobe which include (2) locks)

Note: 6" drawer behind doors are not available within the wardrobe portion of towers. Drawers behind doors are painted black.

Critical Dimensions

Dimensions under, **w**, **d** and **h** are actual to the nearest ¹/₁₆"

42", 50", 57" and 64" Tower Internal Dimensions

- Box and M drawer height: 4⁵/₁₆"
- Box and M drawer width: 12¹/₁₆"
- Box and M drawer depth: 18³/₈"
- File drawer height: 9¹/₄"
- File drawer width: 12¹/₁₆"
- File drawer depth: 18³/₈"
- Wide drawer height: 9⁹/₁₆"
- Wide drawer width: 20³/₄"
- Wide drawer depth: 22⁷/₈"

Note: All towers are configured from the top down with standard combinations of box and file drawers.

Pull finish is stainless steel.

Note: Drawers behind doors list prices are as follows: 1=\$255

Application Notes

Hanging rails and other accessories are not included and must be ordered separately. Hanging rails are included with 24" and 30" wide lateral drawers only. (See *Tower Accessories for pricing and order entry information*)

Half depth adjustable shelves and coat hooks may be ordered separately allowing the cupboard area of the 15", 24" and 30" wide towers to support binders as well as shorter coats. (See *Tower Accessories for pricing and order entry information*)

Note: Veneer front towers are comprised of a steel case with wood veneer fronts and top.

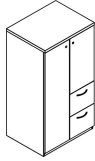
Storage Towers Veneer Front - Reff S Pull

30" Wide Storage Towers

57" High

Series 2 Storage

description	type	w	d	h	lock	pattern no.	V1	V2
57" High tower with two file drawers and door and wardrobe (left hand shown)	left hand	29 ⁷ / ₈ "	23 ¹ / ₂ "	56 ³ / ₁₆ "	Y	RT3WSLH5730FFL	\$4,057.	\$4,377.
	right hand	29 ⁷ / ₈ "	23 ¹ / ₂ "	56 ³ / ₁₆ "	Y	RT3WSRH5730FFL	4,057.	4,377.



Series 2 Veneer Front Storage

Order Code

Example: **RT3WSLH5730BBFL-VC 113**

RT3	Series 2 Veneer Front
WS	Wardrobe and Single Door
LH	Left Hand Access
57	57" High
30	30" Wide
B	Box Drawer
B	Box Drawer
F	File Drawer
L	Locking
VC	Front Finish Medium Grey
113	Case Finish Dark Grey

Specification Information

For non-locking towers, deduct as follows from the list price for each unit: Deduct \$30 for (1) lock unit, \$60 for (2) lock unit, and \$75 for a (3) lock unit. Substitute the "L" suffix with an "N" within the pattern number to designate a non-locking unit, example (RT3WSLH5030BBFN)

"M" drawers consisting of a box drawer body with a file drawer head are available by substituting any two "B" or any one "F" character within the pattern number, example (RT3WSLH5030MFN). Multiple "M" drawers may be specified providing they equal the total modules available.

A 6" drawer, behind a cupboard door is available by adding the numeral 1 to the end of the pattern number, example (RT3WSLH6430BBFL1)

- 15" w Side Access and Display towers include (1) lock.
- Single door towers, double door towers, 24" w and 30" w Side Access and Display towers include (2) locks. (Except full-height doors which include (1) lock)
- Front Access (only) towers with wardrobe include (3) locks. (Except full-height doors with wardrobe which include (2) locks)

Note: 6" drawer behind doors are not available within the wardrobe portion of towers. Drawers behind doors are painted black.

Note: Drawers behind doors list prices are as follows: 1=\$255

Application Notes

Hanging rails and other accessories are not included and must be ordered separately. Hanging rails are included with 24" and 30" wide lateral drawers only. (See *Tower Accessories for pricing and order entry information*)

Half depth adjustable shelves and coat hooks may be ordered separately allowing the cupboard area of the 15", 24" and 30" wide towers to support binders as well as shorter coats. (See *Tower Accessories for pricing and order entry information*)

Note: Veneer front towers are comprised of a steel case with wood veneer fronts and top.

Critical Dimensions

Dimensions under, **w**, **d** and **h** are actual to the nearest ¹/₁₆"

42", 50", 57" and 64" Tower Internal Dimensions

- Box and M drawer height: 4⁵/₁₆"
- Box and M drawer width: 12¹/₁₆"
- Box and M drawer depth: 18³/₈"
- File drawer height: 9¹/₄"
- File drawer width: 12¹/₁₆"
- File drawer depth: 18³/₈"
- Wide drawer height: 9⁹/₁₆"
- Wide drawer width: 20³/₄"
- Wide drawer depth: 22⁷/₈"

Note: All towers are configured from the top down with standard combinations of box and file drawers.

Pull finish is stainless steel.

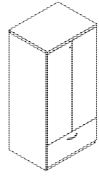
Storage Towers Veneer Front - Reff S Pull

30" Wide Storage Towers

64" High

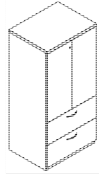
Series 2 Storage

description	type	w	d	h	lock	pattern no.	V1	V2
64" High Double Door tower with one wide drawer		29 ⁷ / ₈ "	23 ¹ / ₂ "	63 ⁵ / ₁₆ "	Y	RT3D6430WL	\$4,396.	\$4,738.



24" and 30" wide double door cabinets may be ordered with a grommet option located in the back of the case by adding a "G" between the 4th and 5th character of the pattern number, example (RT3D**G**6424WL). Add \$100 for this option. **Note**, by adding a "G" option, the cabinet will also receive AV hinged doors.

64" High Double Door tower with two wide drawers		29 ⁷ / ₈ "	23 ¹ / ₂ "	63 ⁵ / ₁₆ "	Y	RT3D6430WWL	5,275.	5,688.
--	--	----------------------------------	----------------------------------	-----------------------------------	---	--------------------	--------	--------



24" and 30" wide double door cabinets may be ordered with a grommet option located in the back of the case by adding a "G" between the 4th and 5th character of the pattern number, example (RT3D**G**6424WL). Add \$100 for this option. **Note**, by adding a "G" option, the cabinet will also receive AV hinged doors.

Order Code

Example:	RT3WSLH5730BBFL-VC 113
RT3	Series 2 Veneer Front
WS	Wardrobe and Single Door
LH	Left Hand Access
57	57" High
30	30" Wide
B	Box Drawer
B	Box Drawer
F	File Drawer
L	Locking
VC	Front Finish Medium Grey
113	Case Finish Dark Grey

Specification Information

For non-locking towers, deduct as follows from the list price for each unit: Deduct \$30 for (1) lock unit, \$60 for (2) lock unit, and \$75 for a (3) lock unit. Substitute the "L" suffix with an "N" within the pattern number to designate a non-locking unit, example (RT3WSLH5030BBFN)

"M" drawers consisting of a box drawer body with a file drawer head are available by substituting any two "B" or any one "F" character within the pattern number, example (RT3WSLH5030MFN). Multiple "M" drawers may be specified providing they equal the total modules available.

A 6" drawer, behind a cupboard door is available by adding the numeral 1 to the end of the pattern number, example (RT3WSLH6430BBFL1)

- 15" w Side Access and Display towers include (1) lock.
- Single door towers, double door towers, 24" w and 30" w Side Access and Display towers include (2) locks. (Except full-height doors which include (1) lock)
- Front Access (only) towers with wardrobe include (3) locks. (Except full-height doors with wardrobe which include (2) locks)

Note: 6" drawer behind doors are not available within the wardrobe portion of towers. Drawers behind doors are painted black.

Note: Drawers behind doors list prices are as follows: 1=\$255

Application Notes

Hanging rails and other accessories are not included and must be ordered separately. Hanging rails are included with 24" and 30" wide lateral drawers only. (See *Tower Accessories for pricing and order entry information*)

Half depth adjustable shelves and coat hooks may be ordered separately allowing the cupboard area of the 15", 24" and 30" wide towers to support binders as well as shorter coats. (See *Tower Accessories for pricing and order entry information*)

Note: Veneer front towers are comprised of a steel case with wood veneer fronts and top.

Critical Dimensions

Dimensions under, **w**, **d** and **h** are actual to the nearest ¹/₁₆"

42", 50", 57" and 64" Tower Internal Dimensions

- Box and M drawer height: 4⁵/₁₆"
- Box and M drawer width: 12¹/₁₆"
- Box and M drawer depth: 18³/₈"
- File drawer height: 9¹/₄"
- File drawer width: 12¹/₁₆"
- File drawer depth: 18³/₈"
- Wide drawer height: 9⁷/₁₆"
- Wide drawer width: 20³/₄"
- Wide drawer depth: 22⁷/₈"

Note: All towers are configured from the top down with standard combinations of box and file drawers.

Pull finish is stainless steel.

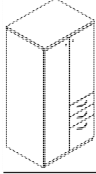
Storage Towers Veneer Front - Reff S Pull

30" Wide Storage Towers

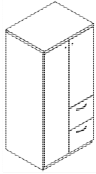
64" High

Series 2 Storage

description	type	w	d	h	lock	pattern no.	V1	V2
64" High tower with two box and one file drawer and door and wardrobe (left hand shown)	left hand	29 ⁷ / ₈ "	23 ¹ / ₂ "	63 ⁵ / ₁₆ "	Y	RT3WSLH6430BBFL	\$4,445.	\$4,793.
	right hand	29 ⁷ / ₈ "	23 ¹ / ₂ "	63 ⁵ / ₁₆ "	Y	RT3WSRH6430BBFL	4,445.	4,793.



64" High tower with two file drawers and door and wardrobe (left hand shown)	left hand	29 ⁷ / ₈ "	23 ¹ / ₂ "	63 ⁵ / ₁₆ "	Y	RT3WSLH6430FFL	4,144.	4,469.
	right hand	29 ⁷ / ₈ "	23 ¹ / ₂ "	63 ⁵ / ₁₆ "	Y	RT3WSRH6430FFL	4,144.	4,469.



Series 2 Veneer Front Storage

Order Code

Example:	RT3WSLH5730BBFL-VC 113
RT3	Series 2 Veneer Front
WS	Wardrobe and Single Door
LH	Left Hand Access
57	57" High
30	30" Wide
B	Box Drawer
B	Box Drawer
F	File Drawer
L	Locking
VC	Front Finish Medium Grey
113	Case Finish Dark Grey

Specification Information

For non-locking towers, deduct as follows from the list price for each unit: Deduct \$30 for (1) lock unit, \$60 for (2) lock unit, and \$75 for a (3) lock unit. Substitute the "L" suffix with an "N" within the pattern number to designate a non-locking unit, example (RT3WSLH5030BBFN)

"M" drawers consisting of a box drawer body with a file drawer head are available by substituting any two "B" or any one "F" character within the pattern number, example (RT3WSLH5030MFN). Multiple "M" drawers may be specified providing they equal the total modules available.

A 6" drawer, behind a cupboard door is available by adding the numeral 1 to the end of the pattern number, example (RT3WSLH6430BBFL1)

- 15" w Side Access and Display towers include (1) lock.
- Single door towers, double door towers, 24" w and 30" w Side Access and Display towers include (2) locks. (Except full-height doors which include (1) lock)
- Front Access (only) towers with wardrobe include (3) locks. (Except full-height doors with wardrobe which include (2) locks)

Note: 6" drawer behind doors are not available within the wardrobe portion of towers. Drawers behind doors are painted black.

Note: Drawers behind doors list prices are as follows: 1=\$255

Application Notes

Hanging rails and other accessories are not included and must be ordered separately. Hanging rails are included with 24" and 30" wide lateral drawers only. (See *Tower Accessories for pricing and order entry information*)

Half depth adjustable shelves and coat hooks may be ordered separately allowing the cupboard area of the 15", 24" and 30" wide towers to support binders as well as shorter coats. (See *Tower Accessories for pricing and order entry information*)

Note: Veneer front towers are comprised of a steel case with wood veneer fronts and top.

Critical Dimensions

Dimensions under, **w**, **d** and **h** are actual to the nearest ¹/₁₆"

42", 50", 57" and 64" Tower Internal Dimensions

- Box and M drawer height: 4⁵/₁₆"
- Box and M drawer width: 12¹/₁₆"
- Box and M drawer depth: 18³/₈"
- File drawer height: 9¹/₄"
- File drawer width: 12¹/₁₆"
- File drawer depth: 18³/₈"
- Wide drawer height: 9⁷/₁₆"
- Wide drawer width: 20³/₄"
- Wide drawer depth: 22⁷/₈"

Note: All towers are configured from the top down with standard combinations of box and file drawers.

Pull finish is stainless steel.

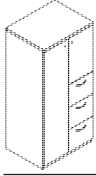
Storage Towers Veneer Front - Reff S Pull

30" Wide Storage Towers

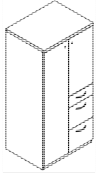
64" High

Series 2 Storage

description	type	w	d	h	lock	pattern no.	V1	V2
64" High tower with three file drawers and door and wardrobe (left hand shown)	left hand	29 ⁷ / ₈ "	23 ¹ / ₂ "	63 ⁵ / ₁₆ "	Y	RT3WSLH6430FFFL	\$4,485.	\$4,838.
	right hand	29 ⁷ / ₈ "	23 ¹ / ₂ "	63 ⁵ / ₁₆ "	Y	RT3WSRH6430FFFL	4,485.	4,838.



64" High tower with one box and two file drawers and door and wardrobe (left hand shown)	left hand	29 ⁷ / ₈ "	23 ¹ / ₂ "	63 ⁵ / ₁₆ "	Y	RT3WSLH6430BFFL	4,504.	4,859.
	right hand	29 ⁷ / ₈ "	23 ¹ / ₂ "	63 ⁵ / ₁₆ "	Y	RT3WSRH6430BFFL	4,504.	4,859.



Order Code

Example:	RT3WSLH5730BBFL-VC 113
RT3	Series 2 Veneer Front
WS	Wardrobe and Single Door
LH	Left Hand Access
57	57" High
30	30" Wide
B	Box Drawer
B	Box Drawer
F	File Drawer
L	Locking
VC	Front Finish Medium Grey
113	Case Finish Dark Grey

Specification Information

For non-locking towers, deduct as follows from the list price for each unit: Deduct \$30 for (1) lock unit, \$60 for (2) lock unit, and \$75 for a (3) lock unit. Substitute the "L" suffix with an "N" within the pattern number to designate a non-locking unit, example (RT3WSLH5030BBFN)

"M" drawers consisting of a box drawer body with a file drawer head are available by substituting any two "B" or any one "F" character within the pattern number, example (RT3WSLH5030MFN). Multiple "M" drawers may be specified providing they equal the total modules available.

A 6" drawer, behind a cupboard door is available by adding the numeral 1 to the end of the pattern number, example (RT3WSLH6430BBFL1)

- 15" w Side Access and Display towers include (1) lock.
- Single door towers, double door towers, 24" w and 30" w Side Access and Display towers include (2) locks. (Except full-height doors which include (1) lock)
- Front Access (only) towers with wardrobe include (3) locks. (Except full-height doors with wardrobe which include (2) locks)

Note: 6" drawer behind doors are not available within the wardrobe portion of towers. Drawers behind doors are painted black.

Note: Drawers behind doors list prices are as follows: 1=\$255

Application Notes

Hanging rails and other accessories are not included and must be ordered separately. Hanging rails are included with 24" and 30" wide lateral drawers only. (See *Tower Accessories for pricing and order entry information*)

Half depth adjustable shelves and coat hooks may be ordered separately allowing the cupboard area of the 15", 24" and 30" wide towers to support binders as well as shorter coats. (See *Tower Accessories for pricing and order entry information*)

Note: Veneer front towers are comprised of a steel case with wood veneer fronts and top.

Critical Dimensions

Dimensions under, **w**, **d** and **h** are actual to the nearest ¹/₁₆"

42", 50", 57" and 64" Tower Internal Dimensions

- Box and M drawer height: 4⁵/₁₆"
- Box and M drawer width: 12¹/₁₆"
- Box and M drawer depth: 18³/₈"
- File drawer height: 9¹/₄"
- File drawer width: 12¹/₁₆"
- File drawer depth: 18³/₈"
- Wide drawer height: 9⁷/₁₆"
- Wide drawer width: 20³/₄"
- Wide drawer depth: 22⁷/₈"

Note: All towers are configured from the top down with standard combinations of box and file drawers.

Pull finish is stainless steel.

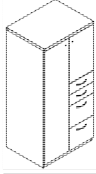
Storage Towers Veneer Front - Reff S Pull

30" Wide Storage Towers

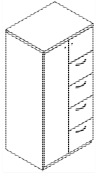
64" High

Series 2 Storage

description	type	w	d	h	lock	pattern no.	V1	V2
64" High tower with two box and two file drawers and door and wardrobe (left hand shown)	left hand	29 ⁷ / ₈ "	23 ¹ / ₂ "	63 ⁵ / ₁₆ "	Y	RT3WSLH6430BBFFL	\$4,862.	\$5,244.
	right hand	29 ⁷ / ₈ "	23 ¹ / ₂ "	63 ⁵ / ₁₆ "	Y	RT3WSRH6430BBFFL	4,862.	5,244.



64" High tower with four file drawers and door and wardrobe (left hand shown)	left hand	29 ⁷ / ₈ "	23 ¹ / ₂ "	63 ⁵ / ₁₆ "	Y	RT3WSLH6430FFFFL	4,925.	5,309.
	right hand	29 ⁷ / ₈ "	23 ¹ / ₂ "	63 ⁵ / ₁₆ "	Y	RT3WSRH6430FFFFL	4,925.	5,309.



Series 2 Veneer Front Storage

Order Code

Example:	RT3WSLH5730BBFL-VC 113
RT3	Series 2 Veneer Front
WS	Wardrobe and Single Door
LH	Left Hand Access
57	57" High
30	30" Wide
B	Box Drawer
B	Box Drawer
F	File Drawer
L	Locking
VC	Front Finish Medium Grey
113	Case Finish Dark Grey

Specification Information

For non-locking towers, deduct as follows from the list price for each unit: Deduct \$30 for (1) lock unit, \$60 for (2) lock unit, and \$75 for a (3) lock unit. Substitute the "L" suffix with an "N" within the pattern number to designate a non-locking unit, example (RT3WSLH5030BBFN)

"M" drawers consisting of a box drawer body with a file drawer head are available by substituting any two "B" or any one "F" character within the pattern number, example (RT3WSLH5030MFN). Multiple "M" drawers may be specified providing they equal the total modules available.

A 6" drawer, behind a cupboard door is available by adding the numeral 1 to the end of the pattern number, example (RT3WSLH6430BBFL1)

- 15" w Side Access and Display towers include (1) lock.
- Single door towers, double door towers, 24" w and 30" w Side Access and Display towers include (2) locks. (Except full-height doors which include (1) lock)
- Front Access (only) towers with wardrobe include (3) locks. (Except full-height doors with wardrobe which include (2) locks)

Note: 6" drawer behind doors are not available within the wardrobe portion of towers. Drawers behind doors are painted black.

Note: Drawers behind doors list prices are as follows: 1=\$255

Application Notes

Hanging rails and other accessories are not included and must be ordered separately. Hanging rails are included with 24" and 30" wide lateral drawers only. (See *Tower Accessories for pricing and order entry information*)

Half depth adjustable shelves and coat hooks may be ordered separately allowing the cupboard area of the 15", 24" and 30" wide towers to support binders as well as shorter coats. (See *Tower Accessories for pricing and order entry information*)

Note: Veneer front towers are comprised of a steel case with wood veneer fronts and top.

Critical Dimensions

Dimensions under, **w**, **d** and **h** are actual to the nearest ¹/₁₆"

42", 50", 57" and 64" Tower Internal Dimensions

- Box and M drawer height: 4⁵/₁₆"
- Box and M drawer width: 12¹/₁₆"
- Box and M drawer depth: 18³/₈"
- File drawer height: 9¹/₄"
- File drawer width: 12¹/₁₆"
- File drawer depth: 18³/₈"
- Wide drawer height: 9⁷/₁₆"
- Wide drawer width: 20³/₄"
- Wide drawer depth: 22⁷/₈"

Note: All towers are configured from the top down with standard combinations of box and file drawers.

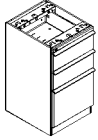
Pull finish is stainless steel.

Pedestals Morrison Front

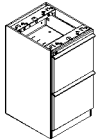
Floorstanding Pedestals

Series 2 Storage

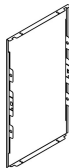
description	w	d	h	lock	pattern no.	P1	P2	P3
Floorstanding Pedestal with two box and one file drawer with lock	14 ⁷ / ₈ "	17 ¹ / ₄ "	26 ⁷ / ₈ "	Y	MS2PFL18A	\$993.	\$1,043.	\$1,095.
	14 ⁷ / ₈ "	23 ¹ / ₄ "	26 ⁷ / ₈ "	Y	MS2PFL24A	993.	1,041.	1,094.
	14 ⁷ / ₈ "	29 ¹ / ₄ "	26 ⁷ / ₈ "	Y	MS2PFL30A	1,238.	1,301.	1,368.



Floorstanding Pedestal with two file drawers with lock	14 ⁷ / ₈ "	17 ¹ / ₄ "	26 ⁷ / ₈ "	Y	MS2PFL18B	882.	927.	969.
	14 ⁷ / ₈ "	23 ¹ / ₄ "	26 ⁷ / ₈ "	Y	MS2PFL24B	882.	927.	969.
	14 ⁷ / ₈ "	29 ¹ / ₄ "	26 ⁷ / ₈ "	Y	MS2PFL30B	1,117.	1,176.	1,234.



Series 2 Floorstanding Pedestal Case Back	14 ⁷ / ₈ "	N/A	26 ⁷ / ₈ "	N/A	DS2XPB	92.	103.	106.
---	----------------------------------	-----	----------------------------------	-----	---------------	-----	------	------



Order Code

Example:	MS2PFL24A- NJ
MT2	Series 2 Morrison Front
PF	Pedestal Floorstanding
L	Locking
24	Depth
A	Box/Box/File
NJ	Med Grey paint finish

Specification Information

Deduct \$20 from the list price for non-locking units. Substitute the "L" with a "N" within the pattern number to designate a non-locking unit, example (MS2PFN18A).

Note: 24" deep floorstanding pedestals do not include a back panel. Back panels must be ordered separately. 18" and 30" floorstanding pedestals have a back standard.

Add an "F" to the end of the pattern number to receive full extension slides on all box drawers. Upcharge is \$25 list per pedestal.

Application Notes

Hanging rails and other accessories are not included and must be ordered separately. (See *pedestal accessories page (291)*, for pricing and ordering information)

Critical Dimensions

Dimensions under, **w**, **d** and **h** are actual to the nearest ¹/₁₆"

24" Deep Floorstanding Pedestal Internal Drawer Dimensions

- Box drawer height: 4⁵/₁₆"
- Box drawer width: 12¹/₁₆"
- Box drawer depth: 18³/₈"
- File drawer height: 9¹/₄"
- File drawer width: 12¹/₁₆"
- File drawer depth: 18³/₈"

Pedestals Morrison Front

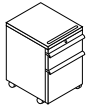
Mobile Pedestals

Series 2 Storage

description	w	d	h	lock	pattern no.	P1	P2	P3
Mobile Pedestal with two box and one file drawer	14 ⁷ / ₈ "	16 ³ / ₄ "	26 ³ / ₈ "	Y	MS2PML18A	\$1,669.	\$1,752.	\$1,836.
	14 ⁷ / ₈ "	22 ³ / ₄ "	26 ³ / ₈ "	Y	MS2PML24A	1,531.	1,609.	1,686.



Mobile Pedestal with one box and one file drawer	14 ⁷ / ₈ "	16 ³ / ₄ "	20 ⁵ / ₈ "	Y	MS2PML18F	1,166.	1,222.	1,280.
	14 ⁷ / ₈ "	22 ³ / ₄ "	20 ⁵ / ₈ "	Y	MS2PML24F	1,258.	1,315.	1,378.



Mobile Pedestal with two file drawers	14 ⁷ / ₈ "	16 ³ / ₄ "	26 ³ / ₈ "	Y	MS2PML18B	1,427.	1,500.	1,572.
	14 ⁷ / ₈ "	22 ³ / ₄ "	26 ³ / ₈ "	Y	MS2PML24B	1,453.	1,526.	1,601.



Series 2 Morrison Front Storage

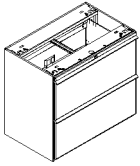
Order Code	Specification Information	Application Notes	Critical Dimensions
Example: MS2PML24A-NJ			
MT2 Series 2 Morrison Front	Add \$53 list for Mobile Handle.	Hanging rails and other accessories are not included and must be ordered separately. (See pedestal accessories page (291), for pricing and ordering information)	Dimensions under, w , d and h are actual to the nearest 1/16"
PM Pedestal Mobile	Add a " P " between the " L " lock code and the case size to designate the handle option, <i>example</i> (MS2PMLP24A)		
L Locking			24" Deep Mobile Pedestal Internal Drawer Dimensions
24 Depth	Deduct \$35 list for units without a top. Add an " O " in place of the " M " in the pattern number to designate the no-top option, <i>example</i> (MS2POL18A)		<ul style="list-style-type: none"> • Box height: 4⁵/₁₆" • Box width: 12¹/₁₆" • Box depth: 18³/₈" • File height: 9¹/₄" • File width: 12¹/₁₆" • File depth: 18³/₈"
A Box/Box/File			
NJ Med Grey paint finish	Add an " F " to the end of the pattern number to receive full extension slides on all box drawers. Upcharge is \$25 list per pedestal.		

Pedestals Morrison Front

Double Wide Pedestals

Series 2 Storage

description	w	d	h	lock	pattern no.	P1	P2	P3
Doublewide Pedestal with two file drawers	30"	18 ³ / ₄ "	26 ⁷ / ₈ "	Y	MS2DW30L	\$1,328.	\$1,397.	\$1,463.
	36"	18 ³ / ₄ "	26 ⁷ / ₈ "	Y	MS2DW36L	1,681.	1,769.	1,857.



Order Code

Example:	MS2DW30L-NJ
MS2	Series 2 Morrison Front
DW	Doublewide Pedestal
30	30" wide
L	Locking
NJ	Med Grey paint finish

Specification Information

Deduct \$20 from the list price for non-locking units. Substitute the "L" suffix with a "N" within the pattern number to designate a non-locking unit, *example* (MS2DW36N).

Doublewide pedestals include hanging file bars for letter and legal front-to-back and side-to-side filing.

Application Notes

Doublewide pedestals are not intended for freestanding use and must be secured beneath a supported worksurface. (*See Calibre lateral files price list for two drawer files that can be used for freestanding applications*)

Critical Dimensions

Dimensions under, **w**, **d** and **h** are actual to the nearest ¹/₁₆"

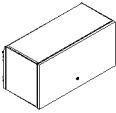
Doublewide Pedestal Internal Drawer Dimensions

- Lateral drawer height: 9³/₄"
- Lateral drawer width: 26³/₄" and 32³/₄"
- Lateral drawer depth: 15³/₄"

Overhead Storage Steel Front with Morrison Mounting Brackets

Panel Mount Overhead Storage

Series 2 Storage

description	w	d	h	lock	pattern no.	P1	P2	P3
 Panel mount overhead cabinet with lock	29 ⁷ / ₈ "	14 ¹ / ₈ "	15"	Y	MS2PM30L	\$552.	\$580.	\$609.
	35 ⁷ / ₈ "	14 ¹ / ₈ "	15"	Y	MS2PM36L	605.	637.	669.
	41 ⁷ / ₈ "	14 ¹ / ₈ "	15"	Y	MS2PM42L	659.	692.	727.
	47 ⁷ / ₈ "	14 ¹ / ₈ "	15"	Y	MS2PM48L	718.	758.	795.
	53 ⁷ / ₈ "	14 ¹ / ₈ "	15"	Y	MS2PM54L	855.	898.	944.
	59 ⁷ / ₈ "	14 ¹ / ₈ "	15"	Y	MS2PM60L	855.	898.	944.
	65 ⁷ / ₈ "	14 ¹ / ₈ "	15"	Y	MS2PM66L	980.	1,027.	1,076.
	71 ⁷ / ₈ "	14 ¹ / ₈ "	15"	Y	MS2PM72L	980.	1,027.	1,076.

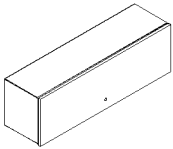
Series 2 Morrison Front Storage

Order Code	Specification Information	Application Notes	Critical Dimensions
Example: MSPM30L-NJ MS2 Series 2 Morrison Front PM Panel Mount Overhead 30 30" wide L Locking NJ Med Grey paint finish	Deduct \$20 from the list price for non-locking units. Substitute the "L" suffix with a "N" within the pattern number to designate a non-locking unit, <i>example</i> (MS2PM30N). Units with two doors, deduct \$40 from the list. 24" through 48" wide units have a single door. 54" through 66" wide units have off-set double doors. 72" wide units have two doors. Units with two doors have two locks.	Touchdown kits are intended for use with steel door fronts only. (See S2 overhead accessories for Touch-down kits for overheads) Add \$157 list for Touch Down mechanism. Touch Down requires adding an "E" to the pattern number as indicated MS2PM30EL. For units with two doors add \$314 to the list.	Dimensions under, w , d and h are actual to the nearest 1/16"

Overhead Storage Steel Front with Morrison Mounting Brackets

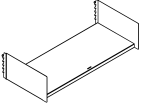
Series 2 Storage

Up-Mount Overhead Storage

description	w	d	h	lock	pattern no.	P1	P2	P3
 Up-mount overhead cabinet with back and lock	29 ⁷ / ₈ "	14 ¹ / ₈ "	15"	Y	MS2UM30L	\$848.	\$892.	\$933.
	35 ⁷ / ₈ "	14 ¹ / ₈ "	15"	Y	MS2UM36L	877.	923.	966.
	41 ⁷ / ₈ "	14 ¹ / ₈ "	15"	Y	MS2UM42L	904.	947.	992.
	47 ⁷ / ₈ "	14 ¹ / ₈ "	15"	Y	MS2UM48L	918.	960.	1,010.
	53 ⁷ / ₈ "	14 ¹ / ₈ "	15"	Y	MS2UM54L	1,234.	1,295.	1,360.
	59 ⁷ / ₈ "	14 ¹ / ₈ "	15"	Y	MS2UM60L	1,234.	1,295.	1,360.
	65 ⁷ / ₈ "	14 ¹ / ₈ "	15"	Y	MS2UM66L	1,288.	1,352.	1,421.
	71 ⁷ / ₈ "	14 ¹ / ₈ "	15"	Y	MS2UM72L	1,288.	1,352.	1,421.
Series 2 Morrison Front Up-mount Overhead Bracket (Morrison)	12 ³ / ₁₆ "	⁷ / ₈ "	¹¹³ / ₄ "		MB1U18	193.	201.	215.



Order Code	Specification Information	Application Notes	Critical Dimensions
Example: MS2UM30L-NJ MS2 Series 2 Morrison Front UM Up-mount overhead 30 30" wide L Locking NJ Med Grey paint finish	Deduct \$20 from the list price for non-locking units. Substitute the "L" suffix with a "N" within the pattern number to designate a non-locking unit, <i>example</i> (MS2UM30N). Units with two doors, deduct \$40 from the list. 24" through 48" wide units have a single door. 54" through 66" wide units have off-set double doors. 72" wide units have two doors. Units with two doors have two locks. Up-mount brackets are required and must be ordered separately.	Touchdown kits are intended for use with steel door fronts only. (<i>See S2 overhead accessories for Touch-down kits for overheads</i>) Add \$157 list for Touch Down mechanism. Touch Down requires adding an "E" to the pattern number as indicated MS2UM30EL. For units with two doors add \$314 to the list.	Dimensions under, w , d and h are actual to the nearest ¹ / ₁₆ ".

description	w	d	h	pattern no.	P1	P2	P3
Overhead Book Shelf 	23 7/8"	14 1/8"	8"	MS2BS24	\$191.	\$191.	\$201.
	29 7/8"	14 1/8"	8"	MS2BS30	198.	198.	211.
	35 7/8"	14 1/8"	8"	MS2BS36	208.	208.	218.
	41 7/8"	14 1/8"	8"	MS2BS42	208.	208.	218.
	47 7/8"	14 1/8"	8"	MS2BS48	216.	216.	225.
	53 7/8"	14 1/8"	8"	MS2BS54	254.	254.	268.
	59 7/8"	14 1/8"	8"	MS2BS60	254.	254.	268.
	65 7/8"	14 1/8"	8"	MS2BS66	262.	262.	275.
	71 7/8"	14 1/8"	8"	MS2BS72	262.	262.	275.

Order Code	Specification Information	Application Notes	Critical Dimensions
Example: MS2BS30-NJ			Dimensions under, w , d and h are actual to the nearest 1/16".
MS2	Series 2 Morrison Front		
BS	Book Shelf		
24	24" wide		
NJ	Med Grey paint finish		

Storage Towers Morrison Front

15" Wide Storage Towers

42" High

Series 2 Storage

description	type	w	d	h	lock	pattern no.	P1	P2	P3
42" High Side Access Bookcase tower with two box and one file drawer (right hand shown)	left hand	14 ⁷ / ₈ "	23 ¹ / ₂ "	41 ⁵ / ₁₆ "	Y	MT3SBLH4215BBFL	\$2,001.	\$2,105.	\$2,211.
	right hand	14 ⁷ / ₈ "	23 ¹ / ₂ "	41 ⁵ / ₁₆ "	Y	MT3SBRH4215BBFL	2,001.	2,105.	2,211.



42" High Side Access Bookcase tower with two file drawers (right hand shown)	left hand	14 ⁷ / ₈ "	23 ¹ / ₂ "	41 ⁵ / ₁₆ "	Y	MT3SBLH4215FFL	1,913.	2,006.	2,108.
	right hand	14 ⁷ / ₈ "	23 ¹ / ₂ "	41 ⁵ / ₁₆ "	Y	MT3SBRH4215FFL	1,913.	2,006.	2,108.



Order Code

Example:	MT3SBLH5715BBFL-NJ
MT3	Series 2 Morrison Front
SB	Side Access Bookcase
LH	Left Hand Access
57	57" High
15	15" Wide
B	Box Drawer
B	Box Drawer
F	File Drawer
L	Locking
NJ	Medium Grey paint finish

Specification Information

For non-locking towers, deduct as follows from the list price for each unit: Deduct \$30 for (1) lock unit, \$60 for (2) lock unit, and \$75 for a (3) lock unit. Substitute the "L" suffix with an "N" within the pattern number to designate a non-locking unit, example (MT3SLH6415BBFN)

"M" drawers consisting of a box drawer body with a file drawer head are available by substituting any two "B" or any one "F" character within the pattern number, example (MT3SLH6415MFN). Multiple "M" drawers may be specified providing they equal the total modules available.

A 6" drawer, behind a cupboard door is available by adding the numeral 1 to the end of the pattern number, example (MT3SLH6415BBFL1)

Note: 6" drawer behind doors are not available within the wardrobe portion of towers. Drawers behind doors are painted black.

Note: Drawer behind doors list pricing is as follows: 1=\$255

Application Notes

Hanging rails and other accessories are not included and must be ordered separately. Hanging rails are included with 24" and 30" wide lateral drawers only. (See *Tower Accessories for pricing and order entry information*)

Half depth adjustable shelves and coat hooks may be ordered separately allowing the cupboard area of the 15", 24" and 30" wide towers to support binders as well as shorter coats. (See *Tower Accessories for pricing and order entry information*)

- 15" w Side Access and Display towers include (1) lock.
- Single door towers, double door towers, 24" w and 30" w Side Access and Display towers include (2) locks. (Except full-height doors which include (1) lock)
- Front Access (only) towers with wardrobe include (3) locks. (Except full-height doors with wardrobe which include (2) locks)

Critical Dimensions

Dimensions under, **w**, **d** and **h** are actual to the nearest ¹/₁₆"

42", 50", 57" and 64" Tower Internal Dimensions

- Box and M drawer height: 4⁵/₁₆"
- Box and M drawer width: 12¹/₁₆"
- Box and M drawer depth: 18³/₈"
- File drawer height: 9¹/₄"
- File drawer width: 12¹/₁₆"
- File drawer depth: 18³/₈"

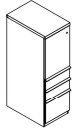
Note: All towers are configured from the top down with standard combinations of box and file drawers.

Storage Towers Morrison Front

15" Wide Storage Towers

50" High


description	type	w	d	h	lock	pattern no.	P1	P2	P3
50" High Single Door tower with two box and one file drawer (left hand shown)	left hand	14 ⁷ / ₈ "	23 ¹ / ₂ "	48 ⁵ / ₁₆ "	Y	MT3SLH5015BBFL	\$2,348.	\$2,464.	\$2,590.
	right hand	14 ⁷ / ₈ "	23 ¹ / ₂ "	48 ⁵ / ₁₆ "	Y	MT3SRH5015BBFL	2,348.	2,464.	2,590.



50" High Single Door tower with two file drawers (right hand shown)	left hand	14 ⁷ / ₈ "	23 ¹ / ₂ "	48 ⁵ / ₁₆ "	Y	MT3SLH5015FFL	2,116.	2,221.	2,334.
	right hand	14 ⁷ / ₈ "	23 ¹ / ₂ "	48 ⁵ / ₁₆ "	Y	MT3SRH5015FFL	2,116.	2,221.	2,334.



50" High Single Door tower with two box and two file drawers (right hand shown)	left hand	14 ⁷ / ₈ "	23 ¹ / ₂ "	48 ⁵ / ₁₆ "	Y	MT3SLH5015BBFFL	2,569.	2,701.	2,833.
	right hand	14 ⁷ / ₈ "	23 ¹ / ₂ "	48 ⁵ / ₁₆ "	Y	MT3SRH5015BBFFL	2,569.	2,701.	2,833.



Order Code

Example:	MT3SBLH5715BBFL-NJ
MT3	Series 2 Morrison Front
SB	Side Access Bookcase
LH	Left Hand Access
57	57" High
15	15" Wide
B	Box Drawer
B	Box Drawer
F	File Drawer
L	Locking
NJ	Medium Grey paint finish

Specification Information

For non-locking towers, deduct as follows from the list price for each unit: Deduct \$30 for (1) lock unit, \$60 for (2) lock unit, and \$75 for a (3) lock unit. Substitute the "L" suffix with an "N" within the pattern number to designate a non-locking unit, example (MT3SLH6415BBFN)

"M" drawers consisting of a box drawer body with a file drawer head are available by substituting any two "B" or any one "F" character within the pattern number, example (MT3SLH6415MFN). Multiple "M" drawers may be specified providing they equal the total modules available.

A 6" drawer, behind a cupboard door is available by adding the numeral 1 to the end of the pattern number, example (MT3SLH6415BBFL1)

Note: 6" drawer behind doors are not available within the wardrobe portion of towers. Drawers behind doors are painted black.

Note: Drawer behind doors list pricing is as follows: 1=\$255

Application Notes

Hanging rails and other accessories are not included and must be ordered separately. Hanging rails are included with 24" and 30" wide lateral drawers only. (See *Tower Accessories for pricing and order entry information*)

Half depth adjustable shelves and coat hooks may be ordered separately allowing the cupboard area of the 15", 24" and 30" wide towers to support binders as well as shorter coats. (See *Tower Accessories for pricing and order entry information*)

- 15" w Side Access and Display towers include (1) lock.
- Single door towers, double door towers, 24" w and 30" w Side Access and Display towers include (2) locks. (Except full-height doors which include (1) lock)
- Front Access (only) towers with wardrobe include (3) locks. (Except full-height doors with wardrobe which include (2) locks)

Critical Dimensions

Dimensions under, **w**, **d** and **h** are actual to the nearest ¹/₁₆"

42", 50", 57" and 64" Tower Internal Dimensions

- Box and M drawer height: 4⁵/₁₆"
- Box and M drawer width: 12¹/₁₆"
- Box and M drawer depth: 18³/₈"
- File drawer height: 9¹/₄"
- File drawer width: 12¹/₁₆"
- File drawer depth: 18³/₈"

Note: All towers are configured from the top down with standard combinations of box and file drawers.


Storage Towers Morrison Front

15" Wide Storage Towers

50" High

Series 2 Storage


description	type	w	d	h	lock	pattern no.	P1	P2	P3
50" High Single Door tower with three file drawers (right hand shown)	left hand	14 ⁷ / ₈ "	23 ¹ / ₂ "	48 ³ / ₁₆ "	Y	MT3SLH5015FFFL	\$2,375.	\$2,493.	\$2,619.
	right hand	14 ⁷ / ₈ "	23 ¹ / ₂ "	48 ³ / ₁₆ "	Y	MT3SRH5015FFFL	2,375.	2,493.	2,619.



50" High Side Access Bookcase tower with two box and one file drawer (right hand shown)	left hand	14 ⁷ / ₈ "	23 ¹ / ₂ "	48 ³ / ₁₆ "	Y	MT3SBLH5015BBFL	2,110.	2,216.	2,328.
	right hand	14 ⁷ / ₈ "	23 ¹ / ₂ "	48 ³ / ₁₆ "	Y	MT3SBRH5015BBFL	2,110.	2,216.	2,328.



50" High Side Access Bookcase tower with two file drawers (right hand shown)	left hand	14 ⁷ / ₈ "	23 ¹ / ₂ "	48 ³ / ₁₆ "	Y	MT3SBLH5015FFL	2,001.	2,105.	2,211.
	right hand	14 ⁷ / ₈ "	23 ¹ / ₂ "	48 ³ / ₁₆ "	Y	MT3SBRH5015FFL	2,001.	2,105.	2,211.



Order Code

Example:	MT3SBLH5715BBFL-NJ
MT3	Series 2 Morrison Front
SB	Side Access Bookcase
LH	Left Hand Access
57	57" High
15	15" Wide
B	Box Drawer
B	Box Drawer
F	File Drawer
L	Locking
NJ	Medium Grey paint finish

Specification Information

For non-locking towers, deduct as follows from the list price for each unit: Deduct \$30 for (1) lock unit, \$60 for (2) lock unit, and \$75 for a (3) lock unit. Substitute the "L" suffix with an "N" within the pattern number to designate a non-locking unit, example (MT3SLH6415BBFN)

"M" drawers consisting of a box drawer body with a file drawer head are available by substituting any two "B" or any one "F" character within the pattern number, example (MT3SLH6415MFN). Multiple "M" drawers may be specified providing they equal the total modules available.

A 6" drawer, behind a cupboard door is available by adding the numeral 1 to the end of the pattern number, example (MT3SLH6415BBFL1)

Note: 6" drawer behind doors are not available within the wardrobe portion of towers. Drawers behind doors are painted black.

Note: Drawer behind doors list pricing is as follows: 1=\$255

Application Notes

Hanging rails and other accessories are not included and must be ordered separately. Hanging rails are included with 24" and 30" wide lateral drawers only. (See *Tower Accessories for pricing and order entry information*)

Half depth adjustable shelves and coat hooks may be ordered separately allowing the cupboard area of the 15", 24" and 30" wide towers to support binders as well as shorter coats. (See *Tower Accessories for pricing and order entry information*)

- 15" w Side Access and Display towers include (1) lock.
- Single door towers, double door towers, 24" w and 30" w Side Access and Display towers include (2) locks. (Except full-height doors which include (1) lock)
- Front Access (only) towers with wardrobe include (3) locks. (Except full-height doors with wardrobe which include (2) locks)

Critical Dimensions

Dimensions under, **w**, **d** and **h** are actual to the nearest ¹/₁₆"

42", 50", 57" and 64" Tower Internal Dimensions

- Box and M drawer height: 4⁵/₁₆"
- Box and M drawer width: 12¹/₁₆"
- Box and M drawer depth: 18³/₈"
- File drawer height: 9¹/₄"
- File drawer width: 12¹/₁₆"
- File drawer depth: 18³/₈"

Note: All towers are configured from the top down with standard combinations of box and file drawers.

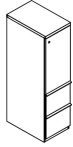
Storage Towers Morrison Front

15" Wide Storage Towers

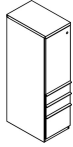
57" High

Series 2 Storage

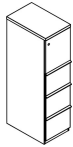
description	type	w	d	h	lock	pattern no.	P1	P2	P3
57" High Single Door tower with two file drawers (right hand shown)	left hand	14 ⁷ / ₈ "	23 ¹ / ₂ "	56 ³ / ₁₆ "	Y	MT3SLH5715FFFL	\$2,171.	\$2,497.	\$2,605.
	right hand	14 ⁷ / ₈ "	23 ¹ / ₂ "	56 ³ / ₁₆ "	Y	MT3SRH5715FFFL	2,171.	2,497.	2,605.



57" High Single Door tower with two box and one file drawer (left hand shown)	left hand	14 ⁷ / ₈ "	23 ¹ / ₂ "	56 ³ / ₁₆ "	Y	MT3SLH5715BBFL	2,402.	2,762.	2,880.
	right hand	14 ⁷ / ₈ "	23 ¹ / ₂ "	56 ³ / ₁₆ "	Y	MT3SRH5715BBFL	2,402.	2,762.	2,880.



57" High Single Door tower with three file drawers (right hand shown)	left hand	14 ⁷ / ₈ "	23 ¹ / ₂ "	57 ³ / ₁₆ "	Y	MT3SLH5715FFFLL	2,430.	2,791.	2,911.
	right hand	14 ⁷ / ₈ "	23 ¹ / ₂ "	57 ³ / ₁₆ "	Y	MT3SRH5715FFFLL	2,430.	2,791.	2,911.



Series 2 Morrison Front Storage

Order Code

Example:	MT3SBLH5715BBFL-NJ
MT3	Series 2 Morrison Front
SB	Side Access Bookcase
LH	Left Hand Access
57	57" High
15	15" Wide
B	Box Drawer
B	Box Drawer
F	File Drawer
L	Locking
NJ	Medium Grey paint finish

Specification Information

For non-locking towers, deduct as follows from the list price for each unit: Deduct \$30 for (1) lock unit, \$60 for (2) lock unit, and \$75 for a (3) lock unit. Substitute the "L" suffix with an "N" within the pattern number to designate a non-locking unit, example (MT3SLH6415BBFN)

"M" drawers consisting of a box drawer body with a file drawer head are available by substituting any two "B" or any one "F" character within the pattern number, example (MT3SLH6415MFN). Multiple "M" drawers may be specified providing they equal the total modules available.

A 6" drawer, behind a cupboard door is available by adding the numeral 1 to the end of the pattern number, example (MT3SLH6415BBFL1)

Note: 6" drawer behind doors are not available within the wardrobe portion of towers. Drawers behind doors are painted black.

Note: Drawer behind doors list pricing is as follows: 1=\$255

Application Notes

Hanging rails and other accessories are not included and must be ordered separately. Hanging rails are included with 24" and 30" wide lateral drawers only. (See *Tower Accessories for pricing and order entry information*)

Half depth adjustable shelves and coat hooks may be ordered separately allowing the cupboard area of the 15", 24" and 30" wide towers to support binders as well as shorter coats. (See *Tower Accessories for pricing and order entry information*)

- 15" w Side Access and Display towers include (1) lock.
- Single door towers, double door towers, 24" w and 30" w Side Access and Display towers include (2) locks. (Except full-height doors which include (1) lock)
- Front Access (only) towers with wardrobe include (3) locks. (Except full-height doors with wardrobe which include (2) locks)

Critical Dimensions

Dimensions under, **w**, **d** and **h** are actual to the nearest ¹/₁₆"

42", 50", 57" and 64" Tower Internal Dimensions

- Box and M drawer height: 4⁵/₁₆"
- Box and M drawer width: 12¹/₁₆"
- Box and M drawer depth: 18³/₈"
- File drawer height: 9¹/₄"
- File drawer width: 12¹/₁₆"
- File drawer depth: 18³/₈"

Note: All towers are configured from the top down with standard combinations of box and file drawers.

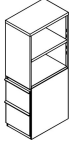
Storage Towers Morrison Front

15" Wide Storage Towers

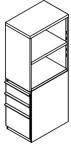
57" High

Series 2 Storage

description	type	w	d	h	lock	pattern no.	P1	P2	P3
57" High Side Access Bookcase tower with two file drawers (right hand shown)	left hand	14 ⁷ / ₈ "	23 ¹ / ₂ "	56 ³ / ₁₆ "	Y	MT3SBLH5715FFL	\$2,115.	\$2,435.	\$2,538.
	right hand	14 ⁷ / ₈ "	23 ¹ / ₂ "	56 ³ / ₁₆ "	Y	MT3SBRH5715FFL	2,115.	2,435.	2,538.



57" High Side Access Bookcase tower with two box and one file drawer (right hand shown)	left hand	14 ⁷ / ₈ "	23 ¹ / ₂ "	56 ³ / ₁₆ "	Y	MT3SBLH5715BBFL	2,148.	2,470.	2,577.
	right hand	14 ⁷ / ₈ "	23 ¹ / ₂ "	56 ³ / ₁₆ "	Y	MT3SBRH5715BBFL	2,148.	2,470.	2,577.



Order Code

Example:	MT3SBLH5715BBFL-NJ
MT3	Series 2 Morrison Front
SB	Side Access Bookcase
LH	Left Hand Access
57	57" High
15	15" Wide
B	Box Drawer
B	Box Drawer
F	File Drawer
L	Locking
NJ	Medium Grey paint finish

Specification Information

For non-locking towers, deduct as follows from the list price for each unit: Deduct \$30 for (1) lock unit, \$60 for (2) lock unit, and \$75 for a (3) lock unit. Substitute the "L" suffix with an "N" within the pattern number to designate a non-locking unit, example (MT3SLH6415BBFN)

"M" drawers consisting of a box drawer body with a file drawer head are available by substituting any two "B" or any one "F" character within the pattern number, example (MT3SLH6415MFN). Multiple "M" drawers may be specified providing they equal the total modules available.

A 6" drawer, behind a cupboard door is available by adding the numeral 1 to the end of the pattern number, example (MT3SLH6415BBFL1)

Note: 6" drawer behind doors are not available within the wardrobe portion of towers. Drawers behind doors are painted black.

Note: Drawer behind doors list pricing is as follows: 1=\$255

Application Notes

Hanging rails and other accessories are not included and must be ordered separately. Hanging rails are included with 24" and 30" wide lateral drawers only. (See *Tower Accessories for pricing and order entry information*)

Half depth adjustable shelves and coat hooks may be ordered separately allowing the cupboard area of the 15", 24" and 30" wide towers to support binders as well as shorter coats. (See *Tower Accessories for pricing and order entry information*)

- 15" w Side Access and Display towers include (1) lock.
- Single door towers, double door towers, 24" w and 30" w Side Access and Display towers include (2) locks. (Except full-height doors which include (1) lock)
- Front Access (only) towers with wardrobe include (3) locks. (Except full-height doors with wardrobe which include (2) locks)

Critical Dimensions

Dimensions under, **w**, **d** and **h** are actual to the nearest ¹/₁₆"

42", 50", 57" and 64" Tower Internal Dimensions

- Box and M drawer height: 4⁵/₁₆"
- Box and M drawer width: 12¹/₁₆"
- Box and M drawer depth: 18³/₈"
- File drawer height: 9¹/₄"
- File drawer width: 12¹/₁₆"
- File drawer depth: 18³/₈"

Note: All towers are configured from the top down with standard combinations of box and file drawers.

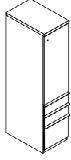
Storage Towers Morrison Front

15" Wide Storage Towers

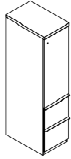
64" High

Series 2 Storage


description	type	w	d	h	lock	pattern no.	P1	P2	P3
64" High Single Door tower with two box and one file drawer (right hand shown)	left hand	14 ⁷ / ₈ "	23 ¹ / ₂ "	63 ⁵ / ₁₆ "	Y	MT3SLH6415BBFL	\$2,458.	\$2,582.	\$2,711.
	right hand	14 ⁷ / ₈ "	23 ¹ / ₂ "	63 ⁵ / ₁₆ "	Y	MT3SRH6415BBFL	2,458.	2,582.	2,711.



64" High Single Door tower with two file drawers (right hand shown)	left hand	14 ⁷ / ₈ "	23 ¹ / ₂ "	63 ⁵ / ₁₆ "	Y	MT3SLH6415FFL	2,228.	2,339.	2,457.
	right hand	14 ⁷ / ₈ "	23 ¹ / ₂ "	63 ⁵ / ₁₆ "	Y	MT3SRH6415FFL	2,228.	2,339.	2,457.



64" High Single Door tower with two box and two file drawers (right hand shown)	left hand	14 ⁷ / ₈ "	23 ¹ / ₂ "	63 ⁵ / ₁₆ "	Y	MT3SLH6415BBFFL	2,661.	2,790.	2,931.
	right hand	14 ⁷ / ₈ "	23 ¹ / ₂ "	63 ⁵ / ₁₆ "	Y	MT3SRH6415BBFFL	2,661.	2,790.	2,931.



Series 2 Morrison Front Storage

Order Code

Example:	MT3SBLH5715BBFL-NJ
MT3	Series 2 Morrison Front
SB	Side Access Bookcase
LH	Left Hand Access
57	57" High
15	15" Wide
B	Box Drawer
B	Box Drawer
F	File Drawer
L	Locking
NJ	Medium Grey paint finish

Specification Information

For non-locking towers, deduct as follows from the list price for each unit: Deduct \$30 for (1) lock unit, \$60 for (2) lock unit, and \$75 for a (3) lock unit. Substitute the "L" suffix with an "N" within the pattern number to designate a non-locking unit, example (MT3SLH6415BBFN)

"M" drawers consisting of a box drawer body with a file drawer head are available by substituting any two "B" or any one "F" character within the pattern number, example (MT3SLH6415MFN). Multiple "M" drawers may be specified providing they equal the total modules available.

A 6" drawer, behind a cupboard door is available by adding the numeral 1 to the end of the pattern number, example (MT3SLH6415BBFL1)

Note: 6" drawer behind doors are not available within the wardrobe portion of towers. Drawers behind doors are painted black.

Note: Drawer behind doors list pricing is as follows: 1=\$255

Application Notes

Hanging rails and other accessories are not included and must be ordered separately. Hanging rails are included with 24" and 30" wide lateral drawers only. (See *Tower Accessories for pricing and order entry information*)

Half depth adjustable shelves and coat hooks may be ordered separately allowing the cupboard area of the 15", 24" and 30" wide towers to support binders as well as shorter coats. (See *Tower Accessories for pricing and order entry information*)

- 15" w Side Access and Display towers include (1) lock.
- Single door towers, double door towers, 24" w and 30" w Side Access and Display towers include (2) locks. (Except full-height doors which include (1) lock)
- Front Access (only) towers with wardrobe include (3) locks. (Except full-height doors with wardrobe which include (2) locks)

Critical Dimensions

Dimensions under, **w**, **d** and **h** are actual to the nearest ¹/₁₆"

42", 50", 57" and 64" Tower Internal Dimensions

- Box and M drawer height: 4⁵/₁₆"
- Box and M drawer width: 12¹/₁₆"
- Box and M drawer depth: 18³/₈"
- File drawer height: 9¹/₄"
- File drawer width: 12¹/₁₆"
- File drawer depth: 18³/₈"

Note: All towers are configured from the top down with standard combinations of box and file drawers.

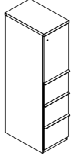
Storage Towers Morrison Front

15" Wide Storage Towers

64" High

Series 2 Storage

description	type	w	d	h	lock	pattern no.	P1	P2	P3
64" High Single Door tower with three file drawers (right hand shown)	left hand	14 ⁷ / ₈ "	23 ¹ / ₂ "	63 ⁵ / ₁₆ "	Y	MT3SLH6415FFFL	\$2,484.	\$2,606.	\$2,737.
	right hand	14 ⁷ / ₈ "	23 ¹ / ₂ "	63 ⁵ / ₁₆ "	Y	MT3SRH6415FFFL	2,484.	2,606.	2,737.



64" High Single Door tower with four file drawers (right hand shown)	left hand	14 ⁷ / ₈ "	23 ¹ / ₂ "	63 ⁵ / ₁₆ "	Y	MT3SLH6415FFFFL	2,700.	2,830.	2,975.
	right hand	14 ⁷ / ₈ "	23 ¹ / ₂ "	63 ⁵ / ₁₆ "	Y	MT3SRH6415FFFFL	2,700.	2,830.	2,975.



64" High Side Access Bookcase tower with two box and one file drawer (right hand shown)	left hand	14 ⁷ / ₈ "	23 ¹ / ₂ "	63 ⁵ / ₁₆ "	Y	MT3SBLH6415BBFL	2,183.	2,293.	2,408.
	right hand	14 ⁷ / ₈ "	23 ¹ / ₂ "	63 ⁵ / ₁₆ "	Y	MT3SBRH6415BBFL	2,183.	2,293.	2,408.



Order Code

Example:	MT3SBLH5715BBFL-NJ
MT3	Series 2 Morrison Front
SB	Side Access Bookcase
LH	Left Hand Access
57	57" High
15	15" Wide
B	Box Drawer
B	Box Drawer
F	File Drawer
L	Locking
NJ	Medium Grey paint finish

Specification Information

For non-locking towers, deduct as follows from the list price for each unit: Deduct \$30 for (1) lock unit, \$60 for (2) lock unit, and \$75 for a (3) lock unit. Substitute the "L" suffix with an "N" within the pattern number to designate a non-locking unit, example (MT3SLH6415BBFN)

"M" drawers consisting of a box drawer body with a file drawer head are available by substituting any two "B" or any one "F" character within the pattern number, example (MT3SLH6415MFN). Multiple "M" drawers may be specified providing they equal the total modules available.

A 6" drawer, behind a cupboard door is available by adding the numeral 1 to the end of the pattern number, example (MT3SLH6415BBFL1)

Note: 6" drawer behind doors are not available within the wardrobe portion of towers. Drawers behind doors are painted black.

Note: Drawer behind doors list pricing is as follows: 1=\$255

Application Notes

Hanging rails and other accessories are not included and must be ordered separately. Hanging rails are included with 24" and 30" wide lateral drawers only. (See *Tower Accessories for pricing and order entry information*)

Half depth adjustable shelves and coat hooks may be ordered separately allowing the cupboard area of the 15", 24" and 30" wide towers to support binders as well as shorter coats. (See *Tower Accessories for pricing and order entry information*)

- 15" w Side Access and Display towers include (1) lock.
- Single door towers, double door towers, 24" w and 30" w Side Access and Display towers include (2) locks. (Except full-height doors which include (1) lock)
- Front Access (only) towers with wardrobe include (3) locks. (Except full-height doors with wardrobe which include (2) locks)

Critical Dimensions

Dimensions under, **w**, **d** and **h** are actual to the nearest ¹/₁₆"

42", 50", 57" and 64" Tower Internal Dimensions

- Box and M drawer height: 4⁵/₁₆"
- Box and M drawer width: 12¹/₁₆"
- Box and M drawer depth: 18³/₈"
- File drawer height: 9¹/₄"
- File drawer width: 12¹/₁₆"
- File drawer depth: 18³/₈"

Note: All towers are configured from the top down with standard combinations of box and file drawers.

Storage Towers Morrison Front

15" Wide Storage Towers

64" High

Series 2 Storage

description	type	w	d	h	lock	pattern no.	P1	P2	P3
64" High Side Access Bookcase tower with two file drawers (right hand shown)	left hand	14 ⁷ / ₈ "	23 ¹ / ₂ "	63 ⁵ / ₁₆ "	Y	MT3SBLH6415FFL	\$2,078.	\$2,180.	\$2,290.
	right hand	15"	23 ¹ / ₂ "	63 ⁵ / ₁₆ "	Y	MT3SBRH6415FFL	2,078.	2,180.	2,290.



64" Side Access Display tower with two box and one file drawer (right hand shown)	left hand	14 ⁷ / ₈ "	23 ¹ / ₂ "	63 ⁵ / ₁₆ "	Y	MT3BDLH6415BBFL	2,214.	2,326.	2,439.
	right hand	15"	23 ¹ / ₂ "	63 ⁵ / ₁₆ "	Y	MT3BDRH6415BBFL	2,214.	2,326.	2,439.



64" Side Access Display tower with two file drawers (right hand shown)	left hand	14 ⁷ / ₈ "	23 ¹ / ₂ "	63 ⁵ / ₁₆ "	Y	MT3BDLH6415FFL	2,105.	2,212.	2,321.
	right hand	14 ⁷ / ₈ "	23 ¹ / ₂ "	63 ⁵ / ₁₆ "	Y	MT3BDRH6415FFL	2,105.	2,212.	2,321.



Series 2 Morrison Front Storage

Order Code

Example:	MT3SBLH5715BBFL-NJ
MT3	Series 2 Morrison Front
SB	Side Access Bookcase
LH	Left Hand Access
57	57" High
15	15" Wide
B	Box Drawer
B	Box Drawer
F	File Drawer
L	Locking
NJ	Medium Grey paint finish

Specification Information

For non-locking towers, deduct as follows from the list price for each unit: Deduct \$30 for (1) lock unit, \$60 for (2) lock unit, and \$75 for a (3) lock unit. Substitute the "L" suffix with an "N" within the pattern number to designate a non-locking unit, example (MT3SLH6415BBFN)

Application Notes

Hanging rails and other accessories are not included and must be ordered separately. Hanging rails are included with 24" and 30" wide lateral drawers only. (See *Tower Accessories for pricing and order entry information*)

Half depth adjustable shelves and coat hooks may be ordered separately allowing the cupboard area of the 15", 24" and 30" wide towers to support binders as well as shorter coats. (See *Tower Accessories for pricing and order entry information*)

- 15" w Side Access and Display towers include (1) lock.
- Single door towers, double door towers, 24" w and 30" w Side Access and Display towers include (2) locks. (Except full-height doors which include (1) lock)
- Front Access (only) towers with wardrobe include (3) locks. (Except full-height doors with wardrobe which include (2) locks)

Critical Dimensions

Dimensions under, **w**, **d** and **h** are actual to the nearest ¹/₁₆"

42", 50", 57" and 64" Tower Internal Dimensions

- Box and M drawer height: 4⁵/₁₆"
- Box and M drawer width: 12¹/₁₆"
- Box and M drawer depth: 18³/₈"
- File drawer height: 9¹/₄"
- File drawer width: 12¹/₁₆"
- File drawer depth: 18³/₈"

Note: All towers are configured from the top down with standard combinations of box and file drawers.

"M" drawers consisting of a box drawer body with a file drawer head are available by substituting any two "B" or any one "F" character within the pattern number, example (MT3SLH6415MFN). Multiple "M" drawers may be specified providing they equal the total modules available.

A 6" drawer, behind a cupboard door is available by adding the numeral 1 to the end of the pattern number, example (MT3SLH6415BBFL1)

Note: 6" drawer behind doors are not available within the wardrobe portion of towers. Drawers behind doors are painted black.

Note: Drawer behind doors list pricing is as follows: 1=\$255

Storage Towers Morrison Front

24" Wide Storage Towers

42" High

Series 2 Storage

description	type	w	d	h	lock	pattern no.	P1	P2	P3
42" High Side Access Bookcase with two box and one file drawer with wardrobe (left hand shown)	left hand	23 7/8"	23 1/2"	41 5/16"	Y	MT3WSBLH4224BBFL	\$2,904.	\$3,047.	\$3,201.
	right hand	23 7/8"	23 1/2"	41 5/16"	Y	MT3WSBRH4224BBFL	2,904.	3,047.	3,201.



42" High Side Access Bookcase with two file drawers with wardrobe (left hand shown)	left hand	23 7/8"	23 1/2"	41 5/16"	Y	MT3WSBLH4224FFL	2,791.	2,929.	3,078.
	right hand	23 7/8"	23 1/2"	41 5/16"	Y	MT3WSBRH4224FFL	2,791.	2,929.	3,078.



Order Code	
Example:	MT3SBLH5724BBFL-NJ
MT3	Series 2 Morrison Front
SB	Side Access Bookcase
LH	Left Hand Access
57	57" High
24	24" Wide
B	Box Drawer
B	Box Drawer
F	File Drawer
L	Locking
NJ	Medium Grey paint finish

Specification Information
For non-locking towers, deduct as follows from the list price for each unit: Deduct \$30 for (1) lock unit, \$60 for (2) lock unit, and \$75 for a (3) lock unit. Substitute the "L" suffix with an "N" within the pattern number to designate a non-locking unit, example (MT3SLH6424BBFN)
"M" drawers consisting of a box drawer body with a file drawer head are available by substituting any two "B" or any one "F" character within the pattern number, example (MT3SLH6424MFN). Multiple "M" drawers may be specified providing they equal the total modules available.

A 6" drawer, behind a cupboard door is available by adding the numeral 1 to the end of the pattern number, example (MT3SLH6424BBFL1)

- 15" w Side Access and Display towers include (1) lock.
- Single door towers, double door towers, 24" w and 30" w Side Access and Display towers include (2) locks. (Except full-height doors which include (1) lock)
- Front Access (only) towers with wardrobe include (3) locks. (Except full-height doors with wardrobe which include (2) locks)

Note: 6" drawer behind doors are not available within the wardrobe portion of towers. Drawers behind doors are painted black.

Note: Drawer behind door list pricing is as follows: 1=\$255

Application Notes

Hanging rails and other accessories are not included and must be ordered separately. Hanging rails are included for 24" and 30" wide lateral drawers only. (See *Tower Accessories for pricing and order entry information*)

Half depth adjustable shelves and coat hooks may be ordered separately allowing the cupboard area of the 15", 24" and 30" wide towers to support binders as well as shorter coats. (See *Tower Accessories for pricing and order entry information*)

Critical Dimensions

Dimensions under, **w**, **d** and **h** are actual to the nearest 1/16"

50", 57" and 64" Tower Internal Dimensions

- Box and M drawer height: 4 5/16"
- Box and M drawer width: 12 1/16"
- Box and M drawer depth: 18 3/8"
- File drawer height: 9 1/4"
- File drawer width: 12 1/16"
- File drawer depth: 18 3/8"
- Wide drawer height: 9 9/16"
- Wide drawer width: 20 3/4"
- Wide drawer depth: 22 7/8"

Note: All towers are configured from the top down with standard combinations of box and file drawers.

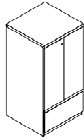
Storage Towers Morrison Front

24" Wide Storage Towers

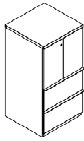
50" High

Series 2 Storage

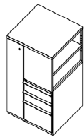
description	type	w	d	h	lock	pattern no.	P1	P2	P3
50" High Double Door tower with one wide drawer		23 ⁷ / ₈ "	23 ¹ / ₂ "	48 ⁵ / ₁₆ "	Y	MT3D5024WL	\$2,456.	\$2,579.	\$2,708.



50" High Double Door tower with two wide drawers		23 ⁷ / ₈ "	23 ¹ / ₂ "	48 ⁵ / ₁₆ "	Y	MT3D5024WWL	2,820.	2,960.	3,108.
--	--	----------------------------------	----------------------------------	-----------------------------------	---	-------------	--------	--------	--------



50" High Side Access Bookcase with two box and one file drawer with wardrobe (left hand shown)	left hand	23 ⁷ / ₈ "	23 ¹ / ₂ "	48 ⁵ / ₁₆ "	Y	MT3WSBLH5024BBFL	2,915.	3,059.	3,212.
	right hand	23 ⁷ / ₈ "	23 ¹ / ₂ "	48 ⁵ / ₁₆ "	Y	MT3WSBRH5024BBFL	2,915.	3,059.	3,212.



Series 2 Morrison Front Storage

Order Code	Specification Information
Example: MT3SBLH5724BBFL-NJ	
MT3 Series 2 Morrison Front	
SB Side Access Bookcase	
LH Left Hand Access	
57 57" High	
24 24" Wide	
B Box Drawer	
B Box Drawer	
F File Drawer	
L Locking	
NJ Medium Grey paint finish	

Specification Information

For non-locking towers, deduct as follows from the list price for each unit: Deduct \$30 for (1) lock unit, \$60 for (2) lock unit, and \$75 for a (3) lock unit. Substitute the "L" suffix with an "N" within the pattern number to designate a non-locking unit, example (MT3SLH6424BBFN)

"M" drawers consisting of a box drawer body with a file drawer head are available by substituting any two "B" or any one "F" character within the pattern number, example (MT3SLH6424MFN). Multiple "M" drawers may be specified providing they equal the total modules available.

A 6" drawer, behind a cupboard door is available by adding the numeral 1 to the end of the pattern number, example (MT3SLH6424BBFL1)

- 15" w Side Access and Display towers include (1) lock.
- Single door towers, double door towers, 24" w and 30" w Side Access and Display towers include (2) locks. (Except full-height doors which include (1) lock)
- Front Access (only) towers with wardrobe include (3) locks. (Except full-height doors with wardrobe which include (2) locks)

Note: 6" drawer behind doors are not available within the wardrobe portion of towers. Drawers behind doors are painted black.

Note: Drawer behind door list pricing is as follows: 1=\$255

Application Notes

Hanging rails and other accessories are not included and must be ordered separately. Hanging rails are included for 24" and 30" wide lateral drawers only. (See *Tower Accessories for pricing and order entry information*)

Half depth adjustable shelves and coat hooks may be ordered separately allowing the cupboard area of the 15", 24" and 30" wide towers to support binders as well as shorter coats. (See *Tower Accessories for pricing and order entry information*)

Critical Dimensions

Dimensions under, **w**, **d** and **h** are actual to the nearest ¹/₁₆"

50", 57" and 64" Tower Internal Dimensions

- Box and M drawer height: 4⁵/₁₆"
- Box and M drawer width: 12¹/₁₆"
- Box and M drawer depth: 18³/₈"
- File drawer height: 9¹/₄"
- File drawer width: 12¹/₁₆"
- File drawer depth: 18³/₈"
- Wide drawer height: 9⁷/₁₆"
- Wide drawer width: 20³/₄"
- Wide drawer depth: 22⁷/₈"

Note: All towers are configured from the top down with standard combinations of box and file drawers.

Storage Towers Morrison Front

24" Wide Storage Towers

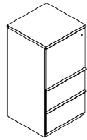
50" High

Series 2 Storage

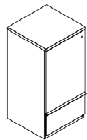
description	type	w	d	h	lock	pattern no.	P1	P2	P3
50" High Side Access Bookcase with two file drawers with wardrobe (left hand shown)	left hand	23 ⁷ / ₈ "	23 ¹ / ₂ "	48 ⁵ / ₁₆ "	Y	MT3WSBLH5024FFL	\$2,802.	\$2,941.	\$3,091.
	right hand	23 ⁷ / ₈ "	23 ¹ / ₂ "	48 ⁵ / ₁₆ "	Y	MT3WSBRH5024FFL	2,802.	2,941.	3,091.



50" High Single Door tower with two wide drawers (left hand shown)	left hand	23 ⁷ / ₈ "	23 ¹ / ₂ "	48 ⁵ / ₁₆ "	Y	MT3SLH5024WWL	2,414.	2,536.	2,666.
	right hand	23 ⁷ / ₈ "	23 ¹ / ₂ "	48 ⁵ / ₁₆ "	Y	MT3SRH5024WWL	2,414.	2,536.	2,666.



50" High Single Door tower with wide drawer (left hand shown)	left hand	23 ⁷ / ₈ "	23 ¹ / ₂ "	48 ⁵ / ₁₆ "	Y	MT3SLH5024WL	2,034.	2,137.	2,242.
	right hand	23 ⁷ / ₈ "	23 ¹ / ₂ "	48 ⁵ / ₁₆ "	Y	MT3SRH5024WL	2,034.	2,137.	2,242.



Order Code	Specification Information
Example: MT3SBLH5724BBFL-NJ	
MT3 Series 2 Morrison Front	
SB Side Access Bookcase	
LH Left Hand Access	
57 57" High	
24 24" Wide	
B Box Drawer	
B Box Drawer	
F File Drawer	
L Locking	
NJ Medium Grey paint finish	

Specification Information

For non-locking towers, deduct as follows from the list price for each unit: Deduct \$30 for (1) lock unit, \$60 for (2) lock unit, and \$75 for a (3) lock unit. Substitute the "L" suffix with an "N" within the pattern number to designate a non-locking unit, example (MT3SLH6424BBFN)

"M" drawers consisting of a box drawer body with a file drawer head are available by substituting any two "B" or any one "F" character within the pattern number, example (MT3SLH6424MFN). Multiple "M" drawers may be specified providing they equal the total modules available.

A 6" drawer, behind a cupboard door is available by adding the numeral 1 to the end of the pattern number, example (MT3SLH6424BBFL1)

- 15" w Side Access and Display towers include (1) lock.
- Single door towers, double door towers, 24" w and 30" w Side Access and Display towers include (2) locks. (Except full-height doors which include (1) lock)
- Front Access (only) towers with wardrobe include (3) locks. (Except full-height doors with wardrobe which include (2) locks)

Note: 6" drawer behind doors are not available within the wardrobe portion of towers. Drawers behind doors are painted black.

Note: Drawer behind door list pricing is as follows: 1=\$255

Application Notes

Hanging rails and other accessories are not included and must be ordered separately. Hanging rails are included for 24" and 30" wide lateral drawers only. (See *Tower Accessories for pricing and order entry information*)

Half depth adjustable shelves and coat hooks may be ordered separately allowing the cupboard area of the 15", 24" and 30" wide towers to support binders as well as shorter coats. (See *Tower Accessories for pricing and order entry information*)

Critical Dimensions

Dimensions under, **w**, **d** and **h** are actual to the nearest ¹/₁₆"

50", 57" and 64" Tower Internal Dimensions

- Box and M drawer height: 4⁵/₁₆"
- Box and M drawer width: 12¹/₁₆"
- Box and M drawer depth: 18³/₈"
- File drawer height: 9¹/₄"
- File drawer width: 12¹/₁₆"
- File drawer depth: 18³/₈"
- Wide drawer height: 9⁷/₁₆"
- Wide drawer width: 20³/₄"
- Wide drawer depth: 22⁷/₈"

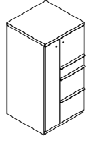
Note: All towers are configured from the top down with standard combinations of box and file drawers.

Storage Towers Morrison Front

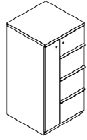
24" Wide Storage Towers

50" High

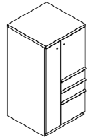
description	type	w	d	h	lock	pattern no.	P1	P2	P3
50" High tower with one box and two file drawers and door and wardrobe (left hand shown)	left hand	23 ⁷ / ₈ "	23 ¹ / ₂ "	48 ⁵ / ₁₆ "	Y	MT3WSLH5024BBFL	\$2,787.	\$2,927.	\$3,072.
	right hand	23 ⁷ / ₈ "	23 ¹ / ₂ "	48 ⁵ / ₁₆ "	Y	MT3WSRH5024BBFL	2,787.	2,927.	3,072.



50" High tower with three file drawers and door and wardrobe (left hand shown)	left hand	23 ⁷ / ₈ "	23 ¹ / ₂ "	48 ⁵ / ₁₆ "	Y	MT3WSLH5024FFFL	2,802.	2,941.	3,091.
	right hand	23 ⁷ / ₈ "	23 ¹ / ₂ "	48 ⁵ / ₁₆ "	Y	MT3WSRH5024FFFL	2,802.	2,941.	3,091.



50" High tower with two box and one file drawer and door and wardrobe (left hand shown)	left hand	23 ⁷ / ₈ "	23 ¹ / ₂ "	48 ⁵ / ₁₆ "	Y	MT3WSLH5024BBFL	2,860.	3,004.	3,156.
	right hand	23 ⁷ / ₈ "	23 ¹ / ₂ "	48 ⁵ / ₁₆ "	Y	MT3WSRH5024BBFL	2,860.	3,004.	3,156.



Order Code	Specification Information
Example: MT3SBLH5724BBFL-NJ	
MT3 Series 2 Morrison Front	
SB Side Access Bookcase	
LH Left Hand Access	
57 57" High	
24 24" Wide	
B Box Drawer	
B Box Drawer	
F File Drawer	
L Locking	
NJ Medium Grey paint finish	

Specification Information

For non-locking towers, deduct as follows from the list price for each unit: Deduct \$30 for (1) lock unit, \$60 for (2) lock unit, and \$75 for a (3) lock unit. Substitute the "L" suffix with an "N" within the pattern number to designate a non-locking unit, example (MT3SLH6424BBFN)

"M" drawers consisting of a box drawer body with a file drawer head are available by substituting any two "B" or any one "F" character within the pattern number, example (MT3SLH6424MFN). Multiple "M" drawers may be specified providing they equal the total modules available.

A 6" drawer, behind a cupboard door is available by adding the numeral 1 to the end of the pattern number, example (MT3SLH6424BBFL1)

- 15" w Side Access and Display towers include (1) lock.
- Single door towers, double door towers, 24" w and 30" w Side Access and Display towers include (2) locks. (Except full-height doors which include (1) lock)
- Front Access (only) towers with wardrobe include (3) locks. (Except full-height doors with wardrobe which include (2) locks)

Note: 6" drawer behind doors are not available within the wardrobe portion of towers. Drawers behind doors are painted black.

Note: Drawer behind door list pricing is as follows: 1=\$255

Application Notes

Hanging rails and other accessories are not included and must be ordered separately. Hanging rails are included for 24" and 30" wide lateral drawers only. (See *Tower Accessories for pricing and order entry information*)

Half depth adjustable shelves and coat hooks may be ordered separately allowing the cupboard area of the 15", 24" and 30" wide towers to support binders as well as shorter coats. (See *Tower Accessories for pricing and order entry information*)

Critical Dimensions

Dimensions under, **w**, **d** and **h** are actual to the nearest ¹/₁₆"

50", 57" and 64" Tower Internal Dimensions

- Box and M drawer height: 4⁵/₁₆"
- Box and M drawer width: 12¹/₁₆"
- Box and M drawer depth: 18³/₈"
- File drawer height: 9¹/₄"
- File drawer width: 12¹/₁₆"
- File drawer depth: 18³/₈"
- Wide drawer height: 9⁷/₁₆"
- Wide drawer width: 20³/₄"
- Wide drawer depth: 22⁷/₈"

Note: All towers are configured from the top down with standard combinations of box and file drawers.

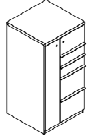
Storage Towers Morrison Front

24" Wide Storage Towers

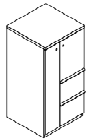
50" High

Series 2 Storage

description	type	w	d	h	lock	pattern no.	P1	P2	P3
50" High tower with two box and two file drawers and door and wardrobe (left hand shown)	left hand	23 ⁷ / ₈ "	23 ¹ / ₂ "	48 ³ / ₁₆ "	Y	MT3WSLH5024BBFFL	\$3,059.	\$3,212.	\$3,374.
	right hand	23 ⁷ / ₈ "	23 ¹ / ₂ "	48 ³ / ₁₆ "	Y	MT3WSRH5024BBFFL	3,059.	3,212.	3,374.



50" High tower with two file drawers and door and wardrobe (left hand shown)	left hand	23 ⁷ / ₈ "	23 ¹ / ₂ "	48 ³ / ₁₆ "	Y	MT3WSLH5024FFL	2,329.	2,445.	2,567.
	right hand	23 ⁷ / ₈ "	23 ¹ / ₂ "	48 ³ / ₁₆ "	Y	MT3WSRH5024FFL	2,329.	2,445.	2,567.



Order Code	Specification Information
Example: MT3SBLH5724BBFL-NJ	
MT3 Series 2 Morrison Front	
SB Side Access Bookcase	
LH Left Hand Access	
57 57" High	
24 24" Wide	
B Box Drawer	
B Box Drawer	
F File Drawer	
L Locking	
NJ Medium Grey paint finish	

Specification Information

For non-locking towers, deduct as follows from the list price for each unit: Deduct \$30 for (1) lock unit, \$60 for (2) lock unit, and \$75 for a (3) lock unit. Substitute the "L" suffix with an "N" within the pattern number to designate a non-locking unit, example (MT3SLH6424BBFN)

"M" drawers consisting of a box drawer body with a file drawer head are available by substituting any two "B" or any one "F" character within the pattern number, example (MT3SLH6424MFN). Multiple "M" drawers may be specified providing they equal the total modules available.

A 6" drawer, behind a cupboard door is available by adding the numeral 1 to the end of the pattern number, example (MT3SLH6424BBFL1)

- 15" w Side Access and Display towers include (1) lock.
- Single door towers, double door towers, 24" w and 30" w Side Access and Display towers include (2) locks. (Except full-height doors which include (1) lock)
- Front Access (only) towers with wardrobe include (3) locks. (Except full-height doors with wardrobe which include (2) locks)

Note: 6" drawer behind doors are not available within the wardrobe portion of towers. Drawers behind doors are painted black.

Note: Drawer behind door list pricing is as follows: 1=\$255

Application Notes

Hanging rails and other accessories are not included and must be ordered separately. Hanging rails are included for 24" and 30" wide lateral drawers only. (See *Tower Accessories for pricing and order entry information*)

Half depth adjustable shelves and coat hooks may be ordered separately allowing the cupboard area of the 15", 24" and 30" wide towers to support binders as well as shorter coats. (See *Tower Accessories for pricing and order entry information*)

Critical Dimensions

Dimensions under, **w**, **d** and **h** are actual to the nearest ¹/₁₆"

50", 57" and 64" Tower Internal Dimensions

- Box and M drawer height: 4⁵/₁₆"
- Box and M drawer width: 12¹/₁₆"
- Box and M drawer depth: 18³/₈"
- File drawer height: 9¹/₄"
- File drawer width: 12¹/₁₆"
- File drawer depth: 18³/₈"
- Wide drawer height: 9⁷/₁₆"
- Wide drawer width: 20³/₄"
- Wide drawer depth: 22⁷/₈"

Note: All towers are configured from the top down with standard combinations of box and file drawers.

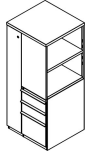
Storage Towers Morrison Front

24" Wide Storage Towers

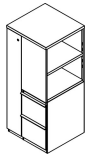
57" High

Series 2 Storage

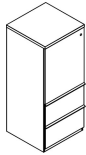
description	type	w	h	lock	pattern no.	P1	P2	P3
57" High Side Access Bookcase with two box and one file drawer with wardrobe (left hand shown)	left hand	23 ⁷ / ₈ "	56 ³ / ₁₆ "	Y	MT3WSBLH5724BBFL	\$3,032.	\$3,486.	\$3,634.
	right hand	23 ⁷ / ₈ "	56 ³ / ₁₆ "	Y	MT3WSBRH5724BBFL	3,032.	3,486.	3,634.



57" High Side Access Bookcase with two file drawers with wardrobe (left hand shown)	left hand	23 ⁷ / ₈ "	56 ³ / ₁₆ "	Y	MT3WSBLH5724FFL	2,922.	3,359.	3,504.
	right hand	23 ⁷ / ₈ "	56 ³ / ₁₆ "	Y	MT3WSBRH5724FFL	2,922.	3,359.	3,504.



57" High Single Door tower with two wide drawers (left hand shown)	left hand	23 ⁷ / ₈ "	56 ³ / ₁₆ "	Y	MT3SLH5724WWL	2,509.	2,885.	3,012.
	right hand	23 ⁷ / ₈ "	56 ³ / ₁₆ "	Y	MT3SRH5724WWL	2,509.	2,885.	3,012.



Order Code	Specification Information
Example: MT3SBLH5724BBFL-NJ	
MT3 Series 2 Morrison Front	
SB Side Access Bookcase	
LH Left Hand Access	
57 57" High	
24 24" Wide	
B Box Drawer	
B Box Drawer	
F File Drawer	
L Locking	
NJ Medium Grey paint finish	

Specification Information

For non-locking towers, deduct as follows from the list price for each unit: Deduct \$30 for (1) lock unit, \$60 for (2) lock unit, and \$75 for a (3) lock unit. Substitute the "L" suffix with an "N" within the pattern number to designate a non-locking unit, example (MT3SLH6424BBFN)

"M" drawers consisting of a box drawer body with a file drawer head are available by substituting any two "B" or any one "F" character within the pattern number, example (MT3SLH6424MFN). Multiple "M" drawers may be specified providing they equal the total modules available.

A 6" drawer, behind a cupboard door is available by adding the numeral 1 to the end of the pattern number, example (MT3SLH6424BBFL1)

- 15" w Side Access and Display towers include (1) lock.
- Single door towers, double door towers, 24" w and 30" w Side Access and Display towers include (2) locks. (Except full-height doors which include (1) lock)
- Front Access (only) towers with wardrobe include (3) locks. (Except full-height doors with wardrobe which include (2) locks)

Note: 6" drawer behind doors are not available within the wardrobe portion of towers. Drawers behind doors are painted black.

Note: Drawer behind door list pricing is as follows: 1=\$255

Application Notes

Hanging rails and other accessories are not included and must be ordered separately. Hanging rails are included for 24" and 30" wide lateral drawers only. (See *Tower Accessories for pricing and order entry information*)

Half depth adjustable shelves and coat hooks may be ordered separately allowing the cupboard area of the 15", 24" and 30" wide towers to support binders as well as shorter coats. (See *Tower Accessories for pricing and order entry information*)

Critical Dimensions

Dimensions under, **w**, **d** and **h** are actual to the nearest ¹/₁₆"

50", 57" and 64" Tower Internal Dimensions

- Box and M drawer height: 4⁵/₁₆"
- Box and M drawer width: 12¹/₁₆"
- Box and M drawer depth: 18³/₈"
- File drawer height: 9¹/₄"
- File drawer width: 12¹/₁₆"
- File drawer depth: 18³/₈"
- Wide drawer height: 9⁷/₁₆"
- Wide drawer width: 20³/₄"
- Wide drawer depth: 22⁷/₈"

Note: All towers are configured from the top down with standard combinations of box and file drawers.

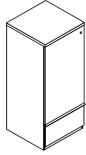
Storage Towers Morrison Front

24" Wide Storage Towers

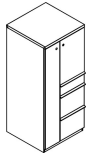
57" High

Series 2 Storage

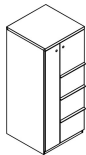
description	type	w	h	lock	pattern no.	P1	P2	P3
57" High Single Door tower with wide drawer (left hand shown)	left hand	23 ⁷ / ₈ "	56 ³ / ₁₆ "	Y	MT3SLH5724WL	\$2,111.	\$2,431.	\$2,531.
	right hand	23 ⁷ / ₈ "	56 ³ / ₁₆ "	Y	MT3SRH5724WL	2,111.	2,431.	2,531.



57" High tower with one box and two file drawers and door and wardrobe (left hand shown)	left hand	23 ⁷ / ₈ "	56 ³ / ₁₆ "	Y	MT3WSLH5724BFFL	2,871.	3,303.	3,442.
	right hand	23 ⁷ / ₈ "	56 ³ / ₁₆ "	Y	MT3WSRH5724BFFL	2,871.	3,303.	3,442.



57" High tower with three file drawers and door and wardrobe (left hand shown)	left hand	23 ⁷ / ₈ "	56 ³ / ₁₆ "	Y	MT3WSLH5724FFFL	2,872.	3,304.	3,444.
	right hand	23 ⁷ / ₈ "	56 ³ / ₁₆ "	Y	MT3WSRH5724FFFL	2,872.	3,304.	3,444.



Order Code	
Example:	MT3SBLH5724BBFL-NJ
MT3	Series 2 Morrison Front
SB	Side Access Bookcase
LH	Left Hand Access
57	57" High
24	24" Wide
B	Box Drawer
B	Box Drawer
F	File Drawer
L	Locking
NJ	Medium Grey paint finish

Specification Information
For non-locking towers, deduct as follows from the list price for each unit: Deduct \$30 for (1) lock unit, \$60 for (2) lock unit, and \$75 for a (3) lock unit. Substitute the "L" suffix with an "N" within the pattern number to designate a non-locking unit, example (MT3SLH6424BBFN)
"M" drawers consisting of a box drawer body with a file drawer head are available by substituting any two "B" or any one "F" character within the pattern number, example (MT3SLH6424MFN). Multiple "M" drawers may be specified providing they equal the total modules available.

A 6" drawer, behind a cupboard door is available by adding the numeral 1 to the end of the pattern number, example (MT3SLH6424BBFL1)

- 15" w Side Access and Display towers include (1) lock.
- Single door towers, double door towers, 24" w and 30" w Side Access and Display towers include (2) locks. (Except full-height doors which include (1) lock)
- Front Access (only) towers with wardrobe include (3) locks. (Except full-height doors with wardrobe which include (2) locks)

Note: 6" drawer behind doors are not available within the wardrobe portion of towers. Drawers behind doors are painted black.

Note: Drawer behind door list pricing is as follows: 1=\$255

Application Notes

Hanging rails and other accessories are not included and must be ordered separately. Hanging rails are included for 24" and 30" wide lateral drawers only. (See *Tower Accessories for pricing and order entry information*)

Half depth adjustable shelves and coat hooks may be ordered separately allowing the cupboard area of the 15", 24" and 30" wide towers to support binders as well as shorter coats. (See *Tower Accessories for pricing and order entry information*)

Critical Dimensions

Dimensions under, **w**, **d** and **h** are actual to the nearest ¹/₁₆"

50", 57" and 64" Tower Internal Dimensions

- Box and M drawer height: 4⁵/₁₆"
- Box and M drawer width: 12¹/₁₆"
- Box and M drawer depth: 18³/₈"
- File drawer height: 9¹/₄"
- File drawer width: 12¹/₁₆"
- File drawer depth: 18³/₈"
- Wide drawer height: 9³/₁₆"
- Wide drawer width: 20³/₄"
- Wide drawer depth: 22⁷/₈"

Note: All towers are configured from the top down with standard combinations of box and file drawers.

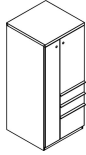
Storage Towers Morrison Front

24" Wide Storage Towers

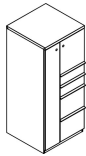
57" High

Series 2 Storage

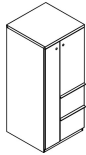
description	type	w	h	lock	pattern no.	P1	P2	P3
57" High tower with two box and one file drawer and door and wardrobe (left hand shown)	left hand	23 ⁷ / ₈ "	56 ³ / ₁₆ "	Y	MT3WSLH5724BBFL	\$2,976.	\$3,423.	\$3,565.
	right hand	23 ⁷ / ₈ "	56 ³ / ₁₆ "	Y	MT3WSRH5724BBFL	2,976.	3,423.	3,565.



57" High tower with two box and two file drawers and door and wardrobe (left hand shown)	left hand	23 ⁷ / ₈ "	56 ³ / ₁₆ "	Y	MT3WSLH5724BBFFL	3,127.	3,595.	3,749.
	right hand	23 ⁷ / ₈ "	56 ³ / ₁₆ "	Y	MT3WSRH5724BBFFL	3,127.	3,595.	3,749.



57" High tower with two file drawers and door and wardrobe (left hand shown)	left hand	23 ⁷ / ₈ "	56 ³ / ₁₆ "	Y	MT3WSLH5724FFL	2,402.	2,762.	2,881.
	right hand	23 ⁷ / ₈ "	56 ³ / ₁₆ "	Y	MT3WSRH5724FFL	2,402.	2,762.	2,881.



Order Code	Specification Information
Example: MT3SBLH5724BBFL-NJ	
MT3 Series 2 Morrison Front	
SB Side Access Bookcase	
LH Left Hand Access	
57 57" High	
24 24" Wide	
B Box Drawer	
B Box Drawer	
F File Drawer	
L Locking	
NJ Medium Grey paint finish	

Specification Information

For non-locking towers, deduct as follows from the list price for each unit: Deduct \$30 for (1) lock unit, \$60 for (2) lock unit, and \$75 for a (3) lock unit. Substitute the "L" suffix with an "N" within the pattern number to designate a non-locking unit, example (MT3SLH6424BBFN)

"M" drawers consisting of a box drawer body with a file drawer head are available by substituting any two "B" or any one "F" character within the pattern number, example (MT3SLH6424MFN). Multiple "M" drawers may be specified providing they equal the total modules available.

A 6" drawer, behind a cupboard door is available by adding the numeral 1 to the end of the pattern number, example (MT3SLH6424BBFL1)

- 15" w Side Access and Display towers include (1) lock.
- Single door towers, double door towers, 24" w and 30" w Side Access and Display towers include (2) locks. (Except full-height doors which include (1) lock)
- Front Access (only) towers with wardrobe include (3) locks. (Except full-height doors with wardrobe which include (2) locks)

Note: 6" drawer behind doors are not available within the wardrobe portion of towers. Drawers behind doors are painted black.

Note: Drawer behind door list pricing is as follows: 1=\$255

Application Notes

Hanging rails and other accessories are not included and must be ordered separately. Hanging rails are included for 24" and 30" wide lateral drawers only. (See *Tower Accessories for pricing and order entry information*)

Half depth adjustable shelves and coat hooks may be ordered separately allowing the cupboard area of the 15", 24" and 30" wide towers to support binders as well as shorter coats. (See *Tower Accessories for pricing and order entry information*)

Critical Dimensions

Dimensions under, **w**, **d** and **h** are actual to the nearest ¹/₁₆"

50", 57" and 64" Tower Internal Dimensions

- Box and M drawer height: 4⁵/₁₆"
- Box and M drawer width: 12¹/₁₆"
- Box and M drawer depth: 18³/₈"
- File drawer height: 9¹/₄"
- File drawer width: 12¹/₁₆"
- File drawer depth: 18³/₈"
- Wide drawer height: 9⁷/₁₆"
- Wide drawer width: 20³/₄"
- Wide drawer depth: 22⁷/₈"

Note: All towers are configured from the top down with standard combinations of box and file drawers.

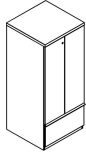
Storage Towers Morrison Front

24" Wide Storage Towers

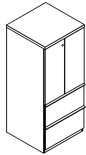
57" High

Series 2 Storage

description	type	w	h	lock	pattern no.	P1	P2	P3
57" High, Double Door tower with one wide drawer		23 ⁷ / ₈ "	56 ³ / ₁₆ "	Y	MT3D5724WL	\$2,505.	\$2,881.	\$3,005.



57" High, Double Door tower with two wide drawers		23 ⁷ / ₈ "	56 ³ / ₁₆ "	Y	MT3D5724WWL	2,954.	3,398.	3,545.
---	--	----------------------------------	-----------------------------------	---	--------------------	--------	--------	--------



Order Code

Example:	MT3SBLH5724BBFL-NJ
MT3	Series 2 Morrison Front
SB	Side Access Bookcase
LH	Left Hand Access
57	57" High
24	24" Wide
B	Box Drawer
B	Box Drawer
F	File Drawer
L	Locking
NJ	Medium Grey paint finish

Specification Information

For non-locking towers, deduct as follows from the list price for each unit: Deduct \$30 for (1) lock unit, \$60 for (2) lock unit, and \$75 for a (3) lock unit. Substitute the "L" suffix with an "N" within the pattern number to designate a non-locking unit, example (MT3SLH6424BBFN)

"M" drawers consisting of a box drawer body with a file drawer head are available by substituting any two "B" or any one "F" character within the pattern number, example (MT3SLH6424MFN). Multiple "M" drawers may be specified providing they equal the total modules available.

A 6" drawer, behind a cupboard door is available by adding the numeral 1 to the end of the pattern number, example (MT3SLH6424BBFL1)

- 15" w Side Access and Display towers include (1) lock.
- Single door towers, double door towers, 24" w and 30" w Side Access and Display towers include (2) locks. (Except full-height doors which include (1) lock)
- Front Access (only) towers with wardrobe include (3) locks. (Except full-height doors with wardrobe which include (2) locks)

Note: 6" drawer behind doors are not available within the wardrobe portion of towers. Drawers behind doors are painted black.

Note: Drawer behind door list pricing is as follows: 1=\$255

Application Notes

Hanging rails and other accessories are not included and must be ordered separately. Hanging rails are included for 24" and 30" wide lateral drawers only. (See *Tower Accessories for pricing and order entry information*)

Half depth adjustable shelves and coat hooks may be ordered separately allowing the cupboard area of the 15", 24" and 30" wide towers to support binders as well as shorter coats. (See *Tower Accessories for pricing and order entry information*)

Critical Dimensions

Dimensions under, **w**, **d** and **h** are actual to the nearest ¹/₁₆"

50", 57" and 64" Tower Internal Dimensions

- Box and M drawer height: 4⁵/₁₆"
- Box and M drawer width: 12¹/₁₆"
- Box and M drawer depth: 18³/₈"
- File drawer height: 9¹/₄"
- File drawer width: 12¹/₁₆"
- File drawer depth: 18³/₈"
- Wide drawer height: 9⁷/₁₆"
- Wide drawer width: 20³/₄"
- Wide drawer depth: 22⁷/₈"

Note: All towers are configured from the top down with standard combinations of box and file drawers.

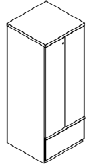
Storage Towers Morrison Front

24" Wide Storage Towers

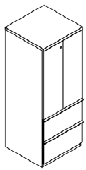
64" High

Series 2 Storage

description	type	w	d	h	lock	pattern no.	P1	P2	P3
64" High Double Door tower with one wide drawer		23 ⁷ / ₈ "	23 ¹ / ₂ "	63 ³ / ₁₆ "	Y	MT3D6424WL	\$2,555.	\$2,681.	\$2,817.



64" High Double Door tower with two wide drawers		23 ⁷ / ₈ "	23 ¹ / ₂ "	63 ³ / ₁₆ "	Y	MT3D6424WWL	3,031.	3,178.	3,338.
--	--	----------------------------------	----------------------------------	-----------------------------------	---	--------------------	--------	--------	--------



Series 2 Morrison Front Storage

Order Code	Specification Information	Critical Dimensions																				
<p>Example: MT3SBLH5724BBFL-NJ</p> <table border="1"> <tr><td>MT3</td><td>Series 2 Morrison Front</td></tr> <tr><td>SB</td><td>Side Access Bookcase</td></tr> <tr><td>LH</td><td>Left Hand Access</td></tr> <tr><td>57</td><td>57" High</td></tr> <tr><td>24</td><td>24" Wide</td></tr> <tr><td>B</td><td>Box Drawer</td></tr> <tr><td>B</td><td>Box Drawer</td></tr> <tr><td>F</td><td>File Drawer</td></tr> <tr><td>L</td><td>Locking</td></tr> <tr><td>NJ</td><td>Medium Grey paint finish</td></tr> </table>	MT3	Series 2 Morrison Front	SB	Side Access Bookcase	LH	Left Hand Access	57	57" High	24	24" Wide	B	Box Drawer	B	Box Drawer	F	File Drawer	L	Locking	NJ	Medium Grey paint finish	<p>For non-locking towers, deduct as follows from the list price for each unit: Deduct \$30 for (1) lock unit, \$60 for (2) lock unit, and \$75 for a (3) lock unit. Substitute the "L" suffix with an "N" within the pattern number to designate a non-locking unit, example (MT3SLH6424BBFN)</p> <p>"M" drawers consisting of a box drawer body with a file drawer head are available by substituting any two "B" or any one "F" character within the pattern number, example (MT3SLH6424MFN). Multiple "M" drawers may be specified providing they equal the total modules available.</p> <p>A 6" drawer, behind a cupboard door is available by adding the numeral 1 to the end of the pattern number, example (MT3SLH6424BBFL1)</p> <ul style="list-style-type: none"> 15" w Side Access and Display towers include (1) lock. Single door towers, double door towers, 24" w and 30" w Side Access and Display towers include (2) locks. (Except full-height doors which include (1) lock) Front Access (only) towers with wardrobe include (3) locks. (Except full-height doors with wardrobe which include (2) locks) 	<p>Dimensions under, w, d and h are actual to the nearest ¹/₁₆"</p> <p>50", 57" and 64" Tower Internal Dimensions</p> <ul style="list-style-type: none"> Box and M drawer height: 4⁵/₁₆" Box and M drawer width: 12¹/₁₆" Box and M drawer depth: 18³/₈" File drawer height: 9¹/₄" File drawer width: 12¹/₁₆" File drawer depth: 18³/₈" Wide drawer height: 9⁹/₁₆" Wide drawer width: 20³/₄" Wide drawer depth: 22⁷/₈" <p>Note: All towers are configured from the top down with standard combinations of box and file drawers.</p>
MT3	Series 2 Morrison Front																					
SB	Side Access Bookcase																					
LH	Left Hand Access																					
57	57" High																					
24	24" Wide																					
B	Box Drawer																					
B	Box Drawer																					
F	File Drawer																					
L	Locking																					
NJ	Medium Grey paint finish																					
	<p>Note: 6" drawer behind doors are not available within the wardrobe portion of towers. Drawers behind doors are painted black.</p> <p>Note: Drawer behind door list pricing is as follows: 1=\$255</p> <p>Application Notes</p> <p>Hanging rails and other accessories are not included and must be ordered separately. Hanging rails are included for 24" and 30" wide lateral drawers only. (See <i>Tower Accessories for pricing and order entry information</i>)</p> <p>Half depth adjustable shelves and coat hooks may be ordered separately allowing the cupboard area of the 15", 24" and 30" wide towers to support binders as well as shorter coats. (See <i>Tower Accessories for pricing and order entry information</i>)</p>																					

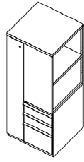
Storage Towers Morrison Front

24" Wide Storage Towers


64" High

Series 2 Storage

description	type	w	d	h	lock	pattern no.	P1	P2	P3
64" High Side Access Bookcase with two box and one file drawer with wardrobe (left hand shown)	left hand	23 7/8"	23 1/2"	63 5/16"	Y	MT3WSBLH6424BBFL	\$3,095.	\$3,249.	\$3,411.
	right hand	23 7/8"	23 1/2"	63 5/16"	Y	MT3WSBRH6424BBFL	3,095.	3,249.	3,411.



64" High Side Access Bookcase with two file drawers with wardrobe (left hand shown)	left hand	23 7/8"	23 1/2"	63 5/16"	Y	MT3WSBLH6424FFL	2,989.	3,139.	3,293.
	right hand	23 7/8"	23 1/2"	63 5/16"	Y	MT3WSBRH6424FFL	2,989.	3,139.	3,293.



Order Code	Specification Information
Example: MT3SBLH5724BBFL-NJ	
MT3 Series 2 Morrison Front	
SB Side Access Bookcase	
LH Left Hand Access	
57 57" High	
24 24" Wide	
B Box Drawer	
B Box Drawer	
F File Drawer	
L Locking	
NJ Medium Grey paint finish	

Specification Information

For non-locking towers, deduct as follows from the list price for each unit: Deduct \$30 for (1) lock unit, \$60 for (2) lock unit, and \$75 for a (3) lock unit. Substitute the "L" suffix with an "N" within the pattern number to designate a non-locking unit, example (MT3SLH6424BBFN)

"M" drawers consisting of a box drawer body with a file drawer head are available by substituting any two "B" or any one "F" character within the pattern number, example (MT3SLH6424MFN). Multiple "M" drawers may be specified providing they equal the total modules available.

A 6" drawer, behind a cupboard door is available by adding the numeral 1 to the end of the pattern number, example (MT3SLH6424BBFL1)

- 15" w Side Access and Display towers include (1) lock.
- Single door towers, double door towers, 24" w and 30" w Side Access and Display towers include (2) locks. (Except full-height doors which include (1) lock)
- Front Access (only) towers with wardrobe include (3) locks. (Except full-height doors with wardrobe which include (2) locks)

Note: 6" drawer behind doors are not available within the wardrobe portion of towers. Drawers behind doors are painted black.

Note: Drawer behind door list pricing is as follows: 1=\$255

Application Notes

Hanging rails and other accessories are not included and must be ordered separately. Hanging rails are included for 24" and 30" wide lateral drawers only. (See *Tower Accessories for pricing and order entry information*)

Half depth adjustable shelves and coat hooks may be ordered separately allowing the cupboard area of the 15", 24" and 30" wide towers to support binders as well as shorter coats. (See *Tower Accessories for pricing and order entry information*)

Critical Dimensions

Dimensions under, **w**, **d** and **h** are actual to the nearest 1/16"

50", 57" and 64" Tower Internal Dimensions

- Box and M drawer height: 4 5/16"
- Box and M drawer width: 12 1/16"
- Box and M drawer depth: 18 3/8"
- File drawer height: 9 1/4"
- File drawer width: 12 1/16"
- File drawer depth: 18 3/8"
- Wide drawer height: 9 9/16"
- Wide drawer width: 20 3/4"
- Wide drawer depth: 22 7/8"

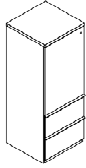
Note: All towers are configured from the top down with standard combinations of box and file drawers.

Storage Towers Morrison Front

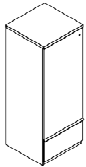
24" Wide Storage Towers

64" High

description	type	w	d	h	lock	pattern no.	P1	P2	P3
64" High Single Door tower with two wide drawers (left hand shown)	left hand	23 7/8"	23 1/2"	63 5/16"	Y	MT3SLH6424WWL	\$2,527.	\$2,655.	\$2,788.
	right hand	23 7/8"	23 1/2"	63 5/16"	Y	MT3SRH6424WWL	2,527.	2,655.	2,788.



64" High Single Door tower with wide drawer (left hand shown)	left hand	23 7/8"	23 1/2"	63 5/16"	Y	MT3SLH6424WL	2,185.	2,294.	2,409.
	right hand	23 7/8"	23 1/2"	63 5/16"	Y	MT3SRH6424WL	2,185.	2,294.	2,409.



Order Code	Specification Information
Example: MT3SBLH5724BBFL-NJ	
MT3 Series 2 Morrison Front	
SB Side Access Bookcase	
LH Left Hand Access	
57 57" High	
24 24" Wide	
B Box Drawer	
B Box Drawer	
F File Drawer	
L Locking	
NJ Medium Grey paint finish	

Specification Information

For non-locking towers, deduct as follows from the list price for each unit: Deduct \$30 for (1) lock unit, \$60 for (2) lock unit, and \$75 for a (3) lock unit. Substitute the "L" suffix with an "N" within the pattern number to designate a non-locking unit, example (MT3SLH6424BBFN)

"M" drawers consisting of a box drawer body with a file drawer head are available by substituting any two "B" or any one "F" character within the pattern number, example (MT3SLH6424MFN). Multiple "M" drawers may be specified providing they equal the total modules available.

A 6" drawer, behind a cupboard door is available by adding the numeral 1 to the end of the pattern number, example (MT3SLH6424BBFL1)

- 15" w Side Access and Display towers include (1) lock.
- Single door towers, double door towers, 24" w and 30" w Side Access and Display towers include (2) locks. (Except full-height doors which include (1) lock)
- Front Access (only) towers with wardrobe include (3) locks. (Except full-height doors with wardrobe which include (2) locks)

Note: 6" drawer behind doors are not available within the wardrobe portion of towers. Drawers behind doors are painted black.

Note: Drawer behind door list pricing is as follows: 1=\$255

Application Notes

Hanging rails and other accessories are not included and must be ordered separately. Hanging rails are included for 24" and 30" wide lateral drawers only. (See *Tower Accessories for pricing and order entry information*)

Half depth adjustable shelves and coat hooks may be ordered separately allowing the cupboard area of the 15", 24" and 30" wide towers to support binders as well as shorter coats. (See *Tower Accessories for pricing and order entry information*)

Critical Dimensions

Dimensions under, **w**, **d** and **h** are actual to the nearest 1/16"

50", 57" and 64" Tower Internal Dimensions

- Box and M drawer height: 4 5/16"
- Box and M drawer width: 12 1/16"
- Box and M drawer depth: 18 3/8"
- File drawer height: 9 1/4"
- File drawer width: 12 1/16"
- File drawer depth: 18 3/8"
- Wide drawer height: 9 7/16"
- Wide drawer width: 20 3/4"
- Wide drawer depth: 22 7/8"

Note: All towers are configured from the top down with standard combinations of box and file drawers.

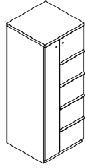
Storage Towers Morrison Front

24" Wide Storage Towers

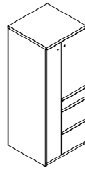
64" High

Series 2 Storage

description	type	w	d	h	lock	pattern no.	P1	P2	P3
64" High tower with four file drawers and door and wardrobe (left hand shown)	left hand	23 ⁷ / ₈ "	23 ¹ / ₂ "	63 ⁵ / ₁₆ "	Y	MT3WSLH6424FFFL	\$3,234.	\$3,396.	\$3,564.
	right hand	23 ⁷ / ₈ "	23 ¹ / ₂ "	63 ⁵ / ₁₆ "	Y	MT3WSRH6424FFFL	3,234.	3,396.	3,564.



64" High tower with one box and two file drawers and door and wardrobe (left hand shown)	left hand	23 ⁷ / ₈ "	23 ¹ / ₂ "	63 ⁵ / ₁₆ "	Y	MT3WSLH6424BFFL	2,955.	3,102.	3,258.
	right hand	23 ⁷ / ₈ "	23 ¹ / ₂ "	63 ⁵ / ₁₆ "	Y	MT3WSRH6424BFFL	2,955.	3,102.	3,258.



Order Code	Specification Information
Example: MT3SBLH5724BBFL-NJ	
MT3 Series 2 Morrison Front	
SB Side Access Bookcase	
LH Left Hand Access	
57 57" High	
24 24" Wide	
B Box Drawer	
B Box Drawer	
F File Drawer	
L Locking	
NJ Medium Grey paint finish	

Specification Information

For non-locking towers, deduct as follows from the list price for each unit: Deduct \$30 for (1) lock unit, \$60 for (2) lock unit, and \$75 for a (3) lock unit. Substitute the "L" suffix with an "N" within the pattern number to designate a non-locking unit, example (MT3SLH6424BBFN)

"M" drawers consisting of a box drawer body with a file drawer head are available by substituting any two "B" or any one "F" character within the pattern number, example (MT3SLH6424MFN). Multiple "M" drawers may be specified providing they equal the total modules available.

A 6" drawer, behind a cupboard door is available by adding the numeral 1 to the end of the pattern number, example (MT3SLH6424BBFL1)

- 15" w Side Access and Display towers include (1) lock.
- Single door towers, double door towers, 24" w and 30" w Side Access and Display towers include (2) locks. (Except full-height doors which include (1) lock)
- Front Access (only) towers with wardrobe include (3) locks. (Except full-height doors with wardrobe which include (2) locks)

Note: 6" drawer behind doors are not available within the wardrobe portion of towers. Drawers behind doors are painted black.

Note: Drawer behind door list pricing is as follows: 1=\$255

Application Notes

Hanging rails and other accessories are not included and must be ordered separately. Hanging rails are included for 24" and 30" wide lateral drawers only. (See *Tower Accessories for pricing and order entry information*)

Half depth adjustable shelves and coat hooks may be ordered separately allowing the cupboard area of the 15", 24" and 30" wide towers to support binders as well as shorter coats. (See *Tower Accessories for pricing and order entry information*)

Critical Dimensions

Dimensions under, **w**, **d** and **h** are actual to the nearest ¹/₁₆"

50", 57" and 64" Tower Internal Dimensions

- Box and M drawer height: 4⁵/₁₆"
- Box and M drawer width: 12¹/₁₆"
- Box and M drawer depth: 18³/₈"
- File drawer height: 9¹/₄"
- File drawer width: 12¹/₁₆"
- File drawer depth: 18³/₈"
- Wide drawer height: 9⁷/₁₆"
- Wide drawer width: 20³/₄"
- Wide drawer depth: 22⁷/₈"

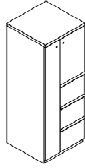
Note: All towers are configured from the top down with standard combinations of box and file drawers.

Storage Towers Morrison Front

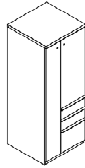
24" Wide Storage Towers

64" High

description	type	w	d	h	lock	pattern no.	P1	P2	P3
64" High tower with three file drawers and door and wardrobe (left hand shown)	left hand	23 7/8"	23 1/2"	63 5/16"	Y	MT3WSLH6424FFFL	\$2,938.	\$3,084.	\$3,237.
	right hand	23 7/8"	23 1/2"	63 5/16"	Y	MT3WSRH6424FFFL	2,938.	3,084.	3,237.



64" High tower with two box and one file drawer and door and wardrobe (left hand shown)	left hand	23 7/8"	23 1/2"	63 5/16"	Y	MT3WSLH6424BBFL	3,088.	3,238.	3,402.
	right hand	23 7/8"	23 1/2"	63 5/16"	Y	MT3WSRH6424BBFL	3,088.	3,238.	3,402.



Order Code	Specification Information
Example: MT3SBLH5724BBFL-NJ	
MT3 Series 2 Morrison Front	
SB Side Access Bookcase	
LH Left Hand Access	
57 57" High	
24 24" Wide	
B Box Drawer	
B Box Drawer	
F File Drawer	
L Locking	
NJ Medium Grey paint finish	

Specification Information

For non-locking towers, deduct as follows from the list price for each unit: Deduct \$30 for (1) lock unit, \$60 for (2) lock unit, and \$75 for a (3) lock unit. Substitute the "L" suffix with an "N" within the pattern number to designate a non-locking unit, example (MT3SLH6424BBFN)

"M" drawers consisting of a box drawer body with a file drawer head are available by substituting any two "B" or any one "F" character within the pattern number, example (MT3SLH6424MFN). Multiple "M" drawers may be specified providing they equal the total modules available.

A 6" drawer, behind a cupboard door is available by adding the numeral 1 to the end of the pattern number, example (MT3SLH6424BBFL1)

- 15" w Side Access and Display towers include (1) lock.
- Single door towers, double door towers, 24" w and 30" w Side Access and Display towers include (2) locks. (Except full-height doors which include (1) lock)
- Front Access (only) towers with wardrobe include (3) locks. (Except full-height doors with wardrobe which include (2) locks)

Note: 6" drawer behind doors are not available within the wardrobe portion of towers. Drawers behind doors are painted black.

Note: Drawer behind door list pricing is as follows: 1=\$255

Application Notes

Hanging rails and other accessories are not included and must be ordered separately. Hanging rails are included for 24" and 30" wide lateral drawers only. (See *Tower Accessories for pricing and order entry information*)

Half depth adjustable shelves and coat hooks may be ordered separately allowing the cupboard area of the 15", 24" and 30" wide towers to support binders as well as shorter coats. (See *Tower Accessories for pricing and order entry information*)

Critical Dimensions

Dimensions under, **w**, **d** and **h** are actual to the nearest 1/16"

50", 57" and 64" Tower Internal Dimensions

- Box and M drawer height: 4 5/16"
- Box and M drawer width: 12 1/16"
- Box and M drawer depth: 18 3/8"
- File drawer height: 9 1/4"
- File drawer width: 12 1/16"
- File drawer depth: 18 3/8"
- Wide drawer height: 9 9/16"
- Wide drawer width: 20 3/4"
- Wide drawer depth: 22 7/8"

Note: All towers are configured from the top down with standard combinations of box and file drawers.

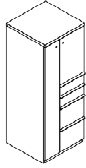
Storage Towers Morrison Front

24" Wide Storage Towers

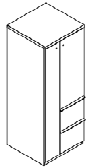
64" High

Series 2 Storage

description	type	w	d	h	lock	pattern no.	P1	P2	P3
64" High tower with two box and two file drawers and door and wardrobe (left hand shown)	left hand	23 ⁷ / ₈ "	23 ¹ / ₂ "	63 ³ / ₁₆ "	Y	MT3WSLH6424BBFFL	\$3,193.	\$3,351.	\$3,519.
	right hand	23 ⁷ / ₈ "	23 ¹ / ₂ "	63 ³ / ₁₆ "	Y	MT3WSRH6424BBFFL	3,193.	3,351.	3,519.



64" High tower with two file drawers and door and wardrobe (left hand shown)	left hand	23 ⁷ / ₈ "	23 ¹ / ₂ "	63 ³ / ₁₆ "	Y	MT3WSLH6424FFL	2,481.	2,604.	2,735.
	right hand	23 ⁷ / ₈ "	23 ¹ / ₂ "	63 ³ / ₁₆ "	Y	MT3WSRH6424FFL	2,481.	2,604.	2,735.



Order Code	Specification Information
Example: MT3SBLH5724BBFL-NJ	
MT3 Series 2 Morrison Front	
SB Side Access Bookcase	
LH Left Hand Access	
57 57" High	
24 24" Wide	
B Box Drawer	
B Box Drawer	
F File Drawer	
L Locking	
NJ Medium Grey paint finish	

Specification Information

For non-locking towers, deduct as follows from the list price for each unit: Deduct \$30 for (1) lock unit, \$60 for (2) lock unit, and \$75 for a (3) lock unit. Substitute the "L" suffix with an "N" within the pattern number to designate a non-locking unit, example (MT3SLH6424BBFN)

"M" drawers consisting of a box drawer body with a file drawer head are available by substituting any two "B" or any one "F" character within the pattern number, example (MT3SLH6424MFN). Multiple "M" drawers may be specified providing they equal the total modules available.

A 6" drawer, behind a cupboard door is available by adding the numeral 1 to the end of the pattern number, example (MT3SLH6424BBFL1)

- 15" w Side Access and Display towers include (1) lock.
- Single door towers, double door towers, 24" w and 30" w Side Access and Display towers include (2) locks. (Except full-height doors which include (1) lock)
- Front Access (only) towers with wardrobe include (3) locks. (Except full-height doors with wardrobe which include (2) locks)

Note: 6" drawer behind doors are not available within the wardrobe portion of towers. Drawers behind doors are painted black.

Note: Drawer behind door list pricing is as follows: 1=\$255

Application Notes

Hanging rails and other accessories are not included and must be ordered separately. Hanging rails are included for 24" and 30" wide lateral drawers only. (See *Tower Accessories for pricing and order entry information*)

Half depth adjustable shelves and coat hooks may be ordered separately allowing the cupboard area of the 15", 24" and 30" wide towers to support binders as well as shorter coats. (See *Tower Accessories for pricing and order entry information*)

Critical Dimensions

Dimensions under, **w**, **d** and **h** are actual to the nearest ¹/₁₆"

50", 57" and 64" Tower Internal Dimensions

- Box and M drawer height: 4⁵/₁₆"
- Box and M drawer width: 12¹/₁₆"
- Box and M drawer depth: 18³/₈"
- File drawer height: 9¹/₄"
- File drawer width: 12¹/₁₆"
- File drawer depth: 18³/₈"
- Wide drawer height: 9⁹/₁₆"
- Wide drawer width: 20³/₄"
- Wide drawer depth: 22⁷/₈"


Note: All towers are configured from the top down with standard combinations of box and file drawers.

Storage Towers Morrison Front


24" Wide Storage Towers

64" High

description	type	w	d	h	lock	pattern no.	P1	P2	P3
64" High Display tower with two box and one file drawer and wardrobe (left hand shown)	left hand	23 ⁷ / ₈ "	23 ¹ / ₂ "	63 ⁷ / ₁₆ "	Y	MT3WBDLH6424BBFL	\$3,122.	\$3,279.	\$3,444.
	right hand	23 ⁷ / ₈ "	23 ¹ / ₂ "	63 ⁷ / ₁₆ "	Y	MT3WBDRH6424BBFL	3,122.	3,279.	3,444.



64" High Display tower with two file drawers and wardrobe (left hand shown)	left hand	23 ⁷ / ₈ "	23 ¹ / ₂ "	63 ⁷ / ₁₆ "	Y	MT3WBDLH6424FFL	3,016.	3,168.	3,325.
	right hand	23 ⁷ / ₈ "	23 ¹ / ₂ "	63 ⁷ / ₁₆ "	Y	MT3WBDRH6424FFL	3,016.	3,168.	3,325.



Order Code	Specification Information
Example: MT3SBLH5724BBFL-NJ	
MT3 Series 2 Morrison Front	
SB Side Access Bookcase	
LH Left Hand Access	
57 57" High	
24 24" Wide	
B Box Drawer	
B Box Drawer	
F File Drawer	
L Locking	
NJ Medium Grey paint finish	

Specification Information

For non-locking towers, deduct as follows from the list price for each unit: Deduct \$30 for (1) lock unit, \$60 for (2) lock unit, and \$75 for a (3) lock unit. Substitute the "L" suffix with an "N" within the pattern number to designate a non-locking unit, example (MT3SLH6424BBFN)

"M" drawers consisting of a box drawer body with a file drawer head are available by substituting any two "B" or any one "F" character within the pattern number, example (MT3SLH6424MFN). Multiple "M" drawers may be specified providing they equal the total modules available.

A 6" drawer, behind a cupboard door is available by adding the numeral 1 to the end of the pattern number, example (MT3SLH6424BBFL1)

- 15" w Side Access and Display towers include (1) lock.
- Single door towers, double door towers, 24" w and 30" w Side Access and Display towers include (2) locks. (Except full-height doors which include (1) lock)
- Front Access (only) towers with wardrobe include (3) locks. (Except full-height doors with wardrobe which include (2) locks)

Note: 6" drawer behind doors are not available within the wardrobe portion of towers. Drawers behind doors are painted black.

Note: Drawer behind door list pricing is as follows: 1=\$255

Application Notes

Hanging rails and other accessories are not included and must be ordered separately. Hanging rails are included for 24" and 30" wide lateral drawers only. (See *Tower Accessories for pricing and order entry information*)

Half depth adjustable shelves and coat hooks may be ordered separately allowing the cupboard area of the 15", 24" and 30" wide towers to support binders as well as shorter coats. (See *Tower Accessories for pricing and order entry information*)

Critical Dimensions

Dimensions under, **w**, **d** and **h** are actual to the nearest ¹/₁₆"

50", 57" and 64" Tower Internal Dimensions

- Box and M drawer height: 4⁵/₁₆"
- Box and M drawer width: 12¹/₁₆"
- Box and M drawer depth: 18³/₈"
- File drawer height: 9¹/₄"
- File drawer width: 12¹/₁₆"
- File drawer depth: 18³/₈"
- Wide drawer height: 9⁷/₁₆"
- Wide drawer width: 20³/₄"
- Wide drawer depth: 22⁷/₈"

Note: All towers are configured from the top down with standard combinations of box and file drawers.

Storage Towers Morrison Front

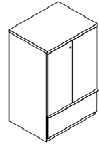
30" Wide Storage Towers

50" High

Series 2 Storage

description	type	w	d	h	lock	pattern no.	P1	P2	P3
-------------	------	---	---	---	------	-------------	----	----	----

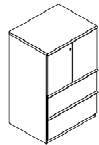
50" High Double Door tower with one wide drawer



		29 ⁷ / ₈ "	23 ¹ / ₂ "	48 ⁵ / ₁₆ "	Y	MT3D5030WL	\$2,820.	\$2,960.	\$3,108.
--	--	----------------------------------	----------------------------------	-----------------------------------	---	-------------------	----------	----------	----------

24" and 30" wide double door cabinets may be ordered with a grommet option located in the back of the case by adding a "G" between the 4th and 5th character of the pattern number, example (MT3D**G**6424WL). Add \$100 list for this option. **Note:** By adding a "G" option, the cabinet will also receive AV hinged doors.

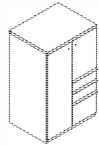
50" High Double Door tower with two wide drawers



		29 ⁷ / ₈ "	23 ¹ / ₂ "	48 ⁵ / ₁₆ "	Y	MT3D5030WWL	3,375.	3,545.	3,720.
--	--	----------------------------------	----------------------------------	-----------------------------------	---	--------------------	--------	--------	--------

24" and 30" wide double door cabinets may be ordered with a grommet option located in the back of the case by adding a "G" between the 4th and 5th character of the pattern number, example (MT3D**G**6424WL). Add \$100 list for this option. **Note:** By adding a "G" option, the cabinet will also receive AV hinged doors.

50" High tower with two box and one file drawer and door and wardrobe (left hand shown)



left hand	29 ⁷ / ₈ "	23 ¹ / ₂ "	48 ⁵ / ₁₆ "	Y	MT3WSLH5030BBFL	2,802.	2,941.	3,091.
right hand	29 ⁷ / ₈ "	23 ¹ / ₂ "	48 ⁵ / ₁₆ "	Y	MT3WSRH5030BBFL	2,802.	2,941.	3,091.

Order Code

Example:	DT3WSBL5730BBFL-NJ
MT3	Series 2 Morrison Front
WS	Wardrobe and Single Doors
LH	Left Hand Access
57	57" High
30	30" Wide
B	Box Drawer
B	Box Drawer
F	File Drawer
L	Locking
NJ	Medium Grey paint finish

Specification Information

For non-locking towers, deduct as follows from the list price for each unit: Deduct \$30 for (1) lock unit, \$60 for (2) lock unit, and \$75 for a (3) lock unit. Substitute the "L" suffix with an "N" within the pattern number to designate a non-locking unit, example (MT3WSLH5030BBFN)

"M" drawers consisting of a box drawer body with a file drawer head are available by substituting any two "B" or any one "F" character within the pattern number, example (MT3WSLH5030**MF**N). Multiple "M" drawers may be specified providing they equal the total modules available.

A 6" drawer, behind a cupboard door is available by adding the numeral 1 to the end of the pattern number, example (MT3WSLH5030BBFL1)

- 15" w Side Access and Display towers include (1) lock.
- Single door towers, double door towers, 24" w and 30" w Side Access and Display towers include (2) locks. (Except full-height doors which include (1) lock)
- Front Access (only) towers with wardrobe include (3) locks. (Except full-height doors with wardrobe which include (2) locks)

Note: 6" drawer behind doors are not available within the wardrobe portion of towers. Drawers behind doors are painted black.

Note: Drawer behind the doors list price is as follows: 1=\$255

Application Notes

Hanging rails and other accessories are not included and must be ordered separately. Hanging rails are included with 24" and 30" wide lateral drawers only. (See *Tower Accessories for pricing and order entry information*)

Half depth adjustable shelves and coat hooks may be ordered separately allowing the cupboard area of the 15", 24" and 30" wide towers to support binders as well as shorter coats. (See *Tower Accessories for pricing and order entry information*)

Critical Dimensions

Dimensions under, **w**, **d** and **h** are actual to the nearest 1/16"

50", 57" and 64" Tower Internal Dimensions

- Box and M drawer height: 4⁵/₁₆"
- Box and M drawer width: 12¹/₁₆"
- Box and M drawer depth: 18³/₈"
- File drawer height: 9¹/₄"
- File drawer width: 12¹/₁₆"
- File drawer depth: 18³/₈"
- Wide drawer height: 9⁹/₁₆"
- Wide drawer width: 20³/₄"
- Wide drawer depth: 22⁷/₈"

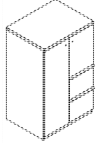
Note: All towers are configured from the top down with standard combinations of box and file drawers.

Storage Towers Morrison Front

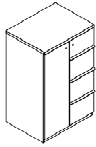
30" Wide Storage Towers

50" High

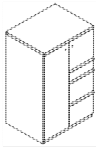
description	type	w	d	h	lock	pattern no.	P1	P2	P3
50" High tower with two file drawers and door and wardrobe (left hand shown)	left hand	29 ⁷ / ₈ "	23 ¹ / ₂ "	48 ⁵ / ₁₆ "	Y	MT3WSLH5030FFFL	\$2,594.	\$2,722.	\$2,858.
	right hand	29 ⁷ / ₈ "	23 ¹ / ₂ "	48 ⁵ / ₁₆ "	Y	MT3WSRH5030FFFL	2,594.	2,722.	2,858.



50" High tower with three file drawers and door and wardrobe (left hand shown)	left hand	29 ⁷ / ₈ "	23 ¹ / ₂ "	48 ⁵ / ₁₆ "	Y	MT3WSLH5030FFFL	2,854.	2,994.	3,147.
	right hand	29 ⁷ / ₈ "	23 ¹ / ₂ "	48 ⁵ / ₁₆ "	Y	MT3WSRH5030FFFL	2,854.	2,994.	3,147.



50" High tower with one box and two file drawers and door and wardrobe (left hand shown)	left hand	29 ⁷ / ₈ "	23 ¹ / ₂ "	48 ⁵ / ₁₆ "	Y	MT3WSLH5030BFFL	2,827.	2,970.	3,117.
	right hand	29 ⁷ / ₈ "	23 ¹ / ₂ "	48 ⁵ / ₁₆ "	Y	MT3WSRH5030BFFL	2,827.	2,970.	3,117.



Order Code	Specification Information	Critical Dimensions																				
<p>Example: DT3WSBL5730BBFL-NJ</p> <table border="1"> <tr> <td>MT3</td> <td>Series 2 Morrison Front</td> </tr> <tr> <td>WS</td> <td>Wardrobe and Single Doors</td> </tr> <tr> <td>LH</td> <td>Left Hand Access</td> </tr> <tr> <td>57</td> <td>57" High</td> </tr> <tr> <td>30</td> <td>30" Wide</td> </tr> <tr> <td>B</td> <td>Box Drawer</td> </tr> <tr> <td>B</td> <td>Box Drawer</td> </tr> <tr> <td>F</td> <td>File Drawer</td> </tr> <tr> <td>L</td> <td>Locking</td> </tr> <tr> <td>NJ</td> <td>Medium Grey paint finish</td> </tr> </table>	MT3	Series 2 Morrison Front	WS	Wardrobe and Single Doors	LH	Left Hand Access	57	57" High	30	30" Wide	B	Box Drawer	B	Box Drawer	F	File Drawer	L	Locking	NJ	Medium Grey paint finish	<p>For non-locking towers, deduct as follows from the list price for each unit: Deduct \$30 for (1) lock unit, \$60 for (2) lock unit, and \$75 for a (3) lock unit. Substitute the "L" suffix with an "N" within the pattern number to designate a non-locking unit, example (MT3WSLH5030BBFN)</p> <p>"M" drawers consisting of a box drawer body with a file drawer head are available by substituting any two "B" or any one "F" character within the pattern number, example (MT3WSLH5030MFN). Multiple "M" drawers may be specified providing they equal the total modules available.</p> <p>A 6" drawer, behind a cupboard door is available by adding the numeral 1 to the end of the pattern number, example (MT3WSLH5030BBFL1)</p> <ul style="list-style-type: none"> 15" w Side Access and Display towers include (1) lock. Single door towers, double door towers, 24" w and 30" w Side Access and Display towers include (2) locks. (Except full-height doors which include (1) lock) Front Access (only) towers with wardrobe include (3) locks. (Except full-height doors with wardrobe which include (2) locks) 	<p>Dimensions under, w, d and h are actual to the nearest ¹/₁₆"</p> <p>50", 57" and 64" Tower Internal Dimensions</p> <ul style="list-style-type: none"> Box and M drawer height: 4⁵/₁₆" Box and M drawer width: 12¹/₁₆" Box and M drawer depth: 18³/₈" File drawer height: 9¹/₄" File drawer width: 12¹/₁₆" File drawer depth: 18³/₈" Wide drawer height: 9⁷/₁₆" Wide drawer width: 20³/₄" Wide drawer depth: 22⁷/₈" <p>Note: All towers are configured from the top down with standard combinations of box and file drawers.</p>
MT3	Series 2 Morrison Front																					
WS	Wardrobe and Single Doors																					
LH	Left Hand Access																					
57	57" High																					
30	30" Wide																					
B	Box Drawer																					
B	Box Drawer																					
F	File Drawer																					
L	Locking																					
NJ	Medium Grey paint finish																					
	<p>Note: 6" drawer behind doors are not available within the wardrobe portion of towers. Drawers behind doors are painted black.</p> <p>Note: Drawer behind the doors list price is as follows: 1=\$255</p> <p>Application Notes</p> <p>Hanging rails and other accessories are not included and must be ordered separately. Hanging rails are included with 24" and 30" wide lateral drawers only. (See <i>Tower Accessories for pricing and order entry information</i>)</p> <p>Half depth adjustable shelves and coat hooks may be ordered separately allowing the cupboard area of the 15", 24" and 30" wide towers to support binders as well as shorter coats. (See <i>Tower Accessories for pricing and order entry information</i>)</p>																					

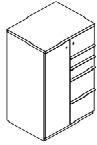
Storage Towers Morrison Front

30" Wide Storage Towers

50" High

Series 2 Storage

description	type	w	d	h	lock	pattern no.	P1	P2	P3
50" High tower with two box and two file drawers and door and wardrobe (left hand shown)	left hand	29 ⁷ / ₈ "	23 ¹ / ₂ "	48 ³ / ₁₆ "	Y	MT3WSLH5030BBFFL	\$3,107.	\$3,262.	\$3,427.



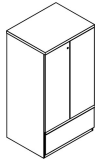
Order Code	Specification Information	Critical Dimensions																				
<p>Example: DT3WSBL5730BBFL-NJ</p> <table border="1"> <tr> <td>MT3</td> <td>Series 2 Morrison Front</td> </tr> <tr> <td>WS</td> <td>Wardrobe and Single Doors</td> </tr> <tr> <td>LH</td> <td>Left Hand Access</td> </tr> <tr> <td>57</td> <td>57" High</td> </tr> <tr> <td>30</td> <td>30" Wide</td> </tr> <tr> <td>B</td> <td>Box Drawer</td> </tr> <tr> <td>B</td> <td>Box Drawer</td> </tr> <tr> <td>F</td> <td>File Drawer</td> </tr> <tr> <td>L</td> <td>Locking</td> </tr> <tr> <td>NJ</td> <td>Medium Grey paint finish</td> </tr> </table>	MT3	Series 2 Morrison Front	WS	Wardrobe and Single Doors	LH	Left Hand Access	57	57" High	30	30" Wide	B	Box Drawer	B	Box Drawer	F	File Drawer	L	Locking	NJ	Medium Grey paint finish	<p>For non-locking towers, deduct as follows from the list price for each unit: Deduct \$30 for (1) lock unit, \$60 for (2) lock unit, and \$75 for a (3) lock unit. Substitute the "L" suffix with an "N" within the pattern number to designate a non-locking unit, example (MT3WSLH5030BBFN)</p> <p>"M" drawers consisting of a box drawer body with a file drawer head are available by substituting any two "B" or any one "F" character within the pattern number, example (MT3WSLH5030MFN). Multiple "M" drawers may be specified providing they equal the total modules available.</p> <p>A 6" drawer, behind a cupboard door is available by adding the numeral 1 to the end of the pattern number, example (MT3WSLH5030BBFL1)</p> <ul style="list-style-type: none"> • 15" w Side Access and Display towers include (1) lock. • Single door towers, double door towers, 24" w and 30" w Side Access and Display towers include (2) locks. (Except full-height doors which include (1) lock) • Front Access (only) towers with wardrobe include (3) locks. (Except full-height doors with wardrobe which include (2) locks) 	<p>Dimensions under, w, d and h are actual to the nearest 1/16"</p> <p>50", 57" and 64" Tower Internal Dimensions</p> <ul style="list-style-type: none"> • Box and M drawer height: 4³/₁₆" • Box and M drawer width: 12¹/₁₆" • Box and M drawer depth: 18³/₈" • File drawer height: 9¹/₄" • File drawer width: 12¹/₁₆" • File drawer depth: 18³/₈" • Wide drawer height: 9⁷/₁₆" • Wide drawer width: 20³/₄" • Wide drawer depth: 22⁷/₈" <p>Note: All towers are configured from the top down with standard combinations of box and file drawers.</p>
MT3	Series 2 Morrison Front																					
WS	Wardrobe and Single Doors																					
LH	Left Hand Access																					
57	57" High																					
30	30" Wide																					
B	Box Drawer																					
B	Box Drawer																					
F	File Drawer																					
L	Locking																					
NJ	Medium Grey paint finish																					
	<p>Note: 6" drawer behind doors are not available within the wardrobe portion of towers. Drawers behind doors are painted black.</p> <p>Note: Drawer behind the doors list price is as follows: 1=\$255</p> <p>Application Notes</p> <p>Hanging rails and other accessories are not included and must be ordered separately. Hanging rails are included with 24" and 30" wide lateral drawers only. (See <i>Tower Accessories for pricing and order entry information</i>)</p> <p>Half depth adjustable shelves and coat hooks may be ordered separately allowing the cupboard area of the 15", 24" and 30" wide towers to support binders as well as shorter coats. (See <i>Tower Accessories for pricing and order entry information</i>)</p>																					

Storage Towers Morrison Front

30" Wide Storage Towers

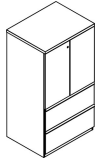
57" High

description	type	w	d	h	lock	pattern no.	P1	P2	P3
57" High Double Door tower with one wide drawer		29 ⁷ / ₈ "	23 ¹ / ₂ "	56 ³ / ₁₆ "	Y	MT3D5730WL	\$2,894.	\$3,327.	\$3,468.



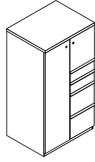
24" and 30" wide double door cabinets may be ordered with a grommet option located in the back of the case by adding a "G" between the 4th and 5th character of the pattern number, example (MT3DG6424WL). Add \$100 list for this option. **Note:** By adding a "G" option, the cabinet will also receive AV hinged doors.

57" High Double Door tower with two wide drawers		29 ⁷ / ₈ "	23 ¹ / ₂ "	56 ³ / ₁₆ "	Y	MT3D5730WWL	3,522.	4,049.	4,225.
--	--	----------------------------------	----------------------------------	-----------------------------------	---	-------------	--------	--------	--------



24" and 30" wide double door cabinets may be ordered with a grommet option located in the back of the case by adding a "G" between the 4th and 5th character of the pattern number, example (MT3DG6424WL). Add \$100 list for this option. **Note:** By adding a "G" option, the cabinet will also receive AV hinged doors.

57" High tower with two box and two file drawers and door and wardrobe (left hand shown)	left hand	29 ⁷ / ₈ "	23 ¹ / ₂ "	56 ³ / ₁₆ "	Y	MT3WSLH5730BBFFL	3,186.	3,666.	3,823.
	right hand	29 ⁷ / ₈ "	23 ¹ / ₂ "	56 ³ / ₁₆ "	Y	MT3WSRH5730BBFFL	3,186.	3,666.	3,823.



Order Code

Example:	DT3WSBL5730BBFL-NJ
MT3	Series 2 Morrison Front
WS	Wardrobe and Single Doors
LH	Left Hand Access
57	57" High
30	30" Wide
B	Box Drawer
B	Box Drawer
F	File Drawer
L	Locking
NJ	Medium Grey paint finish

Specification Information

For non-locking towers, deduct as follows from the list price for each unit: Deduct \$30 for (1) lock unit, \$60 for (2) lock unit, and \$75 for a (3) lock unit. Substitute the "L" suffix with an "N" within the pattern number to designate a non-locking unit, example (MT3WSLH5030BBFN)

"M" drawers consisting of a box drawer body with a file drawer head are available by substituting any two "B" or any one "F" character within the pattern number, example (MT3WSLH5030MFN). Multiple "M" drawers may be specified providing they equal the total modules available.

A 6" drawer, behind a cupboard door is available by adding the numeral 1 to the end of the pattern number, example (MT3WSLH5030BBFL1)

- 15" w Side Access and Display towers include (1) lock.
- Single door towers, double door towers, 24" w and 30" w Side Access and Display towers include (2) locks. (Except full-height doors which include (1) lock)
- Front Access (only) towers with wardrobe include (3) locks. (Except full-height doors with wardrobe which include (2) locks)

Note: 6" drawer behind doors are not available within the wardrobe portion of towers. Drawers behind doors are painted black.

Note: Drawer behind the doors list price is as follows: 1=\$255

Application Notes

Hanging rails and other accessories are not included and must be ordered separately. Hanging rails are included with 24" and 30" wide lateral drawers only. (See *Tower Accessories for pricing and order entry information*)

Half depth adjustable shelves and coat hooks may be ordered separately allowing the cupboard area of the 15", 24" and 30" wide towers to support binders as well as shorter coats. (See *Tower Accessories for pricing and order entry information*)

Critical Dimensions

Dimensions under, **w**, **d** and **h** are actual to the nearest 1/16"

50", 57" and 64" Tower Internal Dimensions

- Box and M drawer height: 4⁷/₁₆"
- Box and M drawer width: 12¹/₁₆"
- Box and M drawer depth: 18³/₈"
- File drawer height: 9¹/₄"
- File drawer width: 12¹/₁₆"
- File drawer depth: 18³/₈"
- Wide drawer height: 9⁷/₁₆"
- Wide drawer width: 20³/₄"
- Wide drawer depth: 22⁷/₈"

Note: All towers are configured from the top down with standard combinations of box and file drawers.

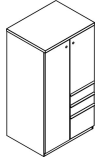
Storage Towers Morrison Front

30" Wide Storage Towers

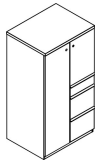
57" High

Series 2 Storage

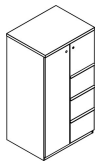
description	type	w	d	h	lock	pattern no.	P1	P2	P3
57" High tower with two box and one file drawer and door and wardrobe (left hand shown)	left hand	29 ⁷ / ₈ "	23 ¹ / ₂ "	56 ³ / ₁₆ "	Y	MT3WSLH5730BBFL	\$2,936.	\$3,376.	\$3,522.
	right hand	29 ⁷ / ₈ "	23 ¹ / ₂ "	56 ³ / ₁₆ "	Y	MT3WSRH5730BBFL	2,936.	3,376.	3,522.



57" High tower with one box and two file drawers and door and wardrobe (left hand shown)	left hand	29 ⁷ / ₈ "	23 ¹ / ₂ "	56 ³ / ₁₆ "	Y	MT3WSLH5730BFFL	2,943.	3,388.	3,531.
	right hand	29 ⁷ / ₈ "	23 ¹ / ₂ "	56 ³ / ₁₆ "	Y	MT3WSRH5730BFFL	2,943.	3,388.	3,531.



57" High tower with three file drawers and door and wardrobe (left hand shown)	left hand	29 ⁷ / ₈ "	23 ¹ / ₂ "	56 ³ / ₁₆ "	Y	MT3WSLH5730FFFL	2,935.	3,375.	3,519.
	right hand	29 ⁷ / ₈ "	23 ¹ / ₂ "	56 ³ / ₁₆ "	Y	MT3WSRH5730FFFL	2,935.	3,375.	3,519.



Order Code

Example:	DT3WSBL5730BBFL-NJ
MT3	Series 2 Morrison Front
WS	Wardrobe and Single Doors
LH	Left Hand Access
57	57" High
30	30" Wide
B	Box Drawer
B	Box Drawer
F	File Drawer
L	Locking
NJ	Medium Grey paint finish

Specification Information

For non-locking towers, deduct as follows from the list price for each unit: Deduct \$30 for (1) lock unit, \$60 for (2) lock unit, and \$75 for a (3) lock unit. Substitute the "L" suffix with an "N" within the pattern number to designate a non-locking unit, example (MT3WSLH5030BBFN)

"M" drawers consisting of a box drawer body with a file drawer head are available by substituting any two "B" or any one "F" character within the pattern number, example (MT3WSLH5030MFN). Multiple "M" drawers may be specified providing they equal the total modules available.

A 6" drawer, behind a cupboard door is available by adding the numeral 1 to the end of the pattern number, example (MT3WSLH5030BBFL1)

- 15" w Side Access and Display towers include (1) lock.
- Single door towers, double door towers, 24" w and 30" w Side Access and Display towers include (2) locks. (Except full-height doors which include (1) lock)
- Front Access (only) towers with wardrobe include (3) locks. (Except full-height doors with wardrobe which include (2) locks)

Note: 6" drawer behind doors are not available within the wardrobe portion of towers. Drawers behind doors are painted black.

Note: Drawer behind the doors list price is as follows: 1=\$255

Application Notes

Hanging rails and other accessories are not included and must be ordered separately. Hanging rails are included with 24" and 30" wide lateral drawers only. (See *Tower Accessories for pricing and order entry information*)

Half depth adjustable shelves and coat hooks may be ordered separately allowing the cupboard area of the 15", 24" and 30" wide towers to support binders as well as shorter coats. (See *Tower Accessories for pricing and order entry information*)

Critical Dimensions

Dimensions under, **w**, **d** and **h** are actual to the nearest 1/16"

50", 57" and 64" Tower Internal Dimensions

- Box and M drawer height: 4⁷/₁₆"
- Box and M drawer width: 12¹/₁₆"
- Box and M drawer depth: 18³/₈"
- File drawer height: 9¹/₄"
- File drawer width: 12¹/₁₆"
- File drawer depth: 18³/₈"
- Wide drawer height: 9⁷/₁₆"
- Wide drawer width: 20³/₄"
- Wide drawer depth: 22⁷/₈"

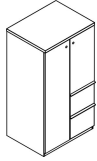
Note: All towers are configured from the top down with standard combinations of box and file drawers.

Storage Towers Morrison Front

30" Wide Storage Towers

57" High

description	type	w	d	h	lock	pattern no.	P1	P2	P3
57" High tower with two file drawers and door and wardrobe (left hand shown)	left hand	29 ⁷ / ₈ "	23 ¹ / ₂ "	56 ³ / ₁₆ "	Y	MT3WSLH5730FFL	\$2,730.	\$3,139.	\$3,275.
	right hand	29 ⁷ / ₈ "	23 ¹ / ₂ "	56 ³ / ₁₆ "	Y	MT3WSRH5730FFL	2,730.	3,139.	3,275.



Order Code	Specification Information	Critical Dimensions
<p>Example: DT3WSBL5730BBFL-NJ</p> <p>MT3 Series 2 Morrison Front</p> <p>WS Wardrobe and Single Doors</p> <p>LH Left Hand Access</p> <p>57 57" High</p> <p>30 30" Wide</p> <p>B Box Drawer</p> <p>B Box Drawer</p> <p>F File Drawer</p> <p>L Locking</p> <p>NJ Medium Grey paint finish</p>	<p>For non-locking towers, deduct as follows from the list price for each unit: Deduct \$30 for (1) lock unit, \$60 for (2) lock unit, and \$75 for a (3) lock unit. Substitute the "L" suffix with an "N" within the pattern number to designate a non-locking unit, example (MT3WSLH5030BBFN)</p> <p>"M" drawers consisting of a box drawer body with a file drawer head are available by substituting any two "B" or any one "F" character within the pattern number, example (MT3WSLH5030MFN). Multiple "M" drawers may be specified providing they equal the total modules available.</p> <p>A 6" drawer, behind a cupboard door is available by adding the numeral 1 to the end of the pattern number, example (MT3WSLH5030BBFL1)</p> <ul style="list-style-type: none"> • 15" w Side Access and Display towers include (1) lock. • Single door towers, double door towers, 24" w and 30" w Side Access and Display towers include (2) locks. (Except full-height doors which include (1) lock) • Front Access (only) towers with wardrobe include (3) locks. (Except full-height doors with wardrobe which include (2) locks) 	<p>Dimensions under, w, d and h are actual to the nearest ¹/₁₆"</p> <p>50", 57" and 64" Tower Internal Dimensions</p> <ul style="list-style-type: none"> • Box and M drawer height: 4³/₁₆" • Box and M drawer width: 12¹/₁₆" • Box and M drawer depth: 18³/₈" • File drawer height: 9¹/₄" • File drawer width: 12¹/₁₆" • File drawer depth: 18³/₈" • Wide drawer height: 9⁷/₁₆" • Wide drawer width: 20³/₄" • Wide drawer depth: 22⁷/₈" <p>Note: All towers are configured from the top down with standard combinations of box and file drawers.</p>
	<p>Note: 6" drawer behind doors are not available within the wardrobe portion of towers. Drawers behind doors are painted black.</p> <p>Note: Drawer behind the doors list price is as follows: 1=\$255</p> <p>Application Notes</p> <p>Hanging rails and other accessories are not included and must be ordered separately. Hanging rails are included with 24" and 30" wide lateral drawers only. (See <i>Tower Accessories for pricing and order entry information</i>)</p> <p>Half depth adjustable shelves and coat hooks may be ordered separately allowing the cupboard area of the 15", 24" and 30" wide towers to support binders as well as shorter coats. (See <i>Tower Accessories for pricing and order entry information</i>)</p>	

Storage Towers Morrison Front

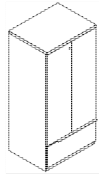
30" Wide Storage Towers

64" High

Series 2 Storage

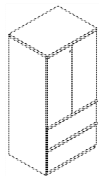
description	type	w	d	h	lock	pattern no.	P1	P2	P3
-------------	------	---	---	---	------	-------------	----	----	----

64" High Double Door tower with one wide drawer		29 ⁷ / ₈ "	23 ¹ / ₂ "	63 ⁵ / ₁₆ "	Y	MT3D6430WL	\$2,955.	\$3,102.	\$3,258.
---	--	----------------------------------	----------------------------------	-----------------------------------	---	-------------------	----------	----------	----------



24" and 30" wide double door cabinets may be ordered with a grommet option located in the back of the case by adding a "G" between the 4th and 5th character of the pattern number, example (MT3D**G**6424WL). Add \$100 list for this option. **Note:** By adding a "G" option, the cabinet will also receive AV hinged doors.

64" High Double Door tower with two wide drawers		29 ⁷ / ₈ "	23 ¹ / ₂ "	63 ⁵ / ₁₆ "	Y	MT3D6430WWL	3,547.	3,725.	3,910.
--	--	----------------------------------	----------------------------------	-----------------------------------	---	--------------------	--------	--------	--------



24" and 30" wide double door cabinets may be ordered with a grommet option located in the back of the case by adding a "G" between the 4th and 5th character of the pattern number, example (MT3D**G**6424WL). Add \$100 list for this option. **Note:** By adding a "G" option, the cabinet will also receive AV hinged doors.

Order Code

Example:	DT3WSBL5730BBFL-NJ
MT3	Series 2 Morrison Front
WS	Wardrobe and Single Doors
LH	Left Hand Access
57	57" High
30	30" Wide
B	Box Drawer
B	Box Drawer
F	File Drawer
L	Locking
NJ	Medium Grey paint finish

Specification Information

For non-locking towers, deduct as follows from the list price for each unit: Deduct \$30 for (1) lock unit, \$60 for (2) lock unit, and \$75 for a (3) lock unit. Substitute the "L" suffix with an "N" within the pattern number to designate a non-locking unit, example (MT3WSLH5030BBFN)

"M" drawers consisting of a box drawer body with a file drawer head are available by substituting any two "B" or any one "F" character within the pattern number, example (MT3WSLH5030MFN). Multiple "M" drawers may be specified providing they equal the total modules available.

A 6" drawer, behind a cupboard door is available by adding the numeral 1 to the end of the pattern number, example (MT3WSLH5030BBFL1)

- 15" w Side Access and Display towers include (1) lock.
- Single door towers, double door towers, 24" w and 30" w Side Access and Display towers include (2) locks. (Except full-height doors which include (1) lock)
- Front Access (only) towers with wardrobe include (3) locks. (Except full-height doors with wardrobe which include (2) locks)

Note: 6" drawer behind doors are not available within the wardrobe portion of towers. Drawers behind doors are painted black.

Note: Drawer behind the doors list price is as follows: 1=\$255

Application Notes

Hanging rails and other accessories are not included and must be ordered separately. Hanging rails are included with 24" and 30" wide lateral drawers only. (See *Tower Accessories for pricing and order entry information*)

Half depth adjustable shelves and coat hooks may be ordered separately allowing the cupboard area of the 15", 24" and 30" wide towers to support binders as well as shorter coats. (See *Tower Accessories for pricing and order entry information*)

Critical Dimensions

Dimensions under, **w**, **d** and **h** are actual to the nearest ¹/₁₆"

50", 57" and 64" Tower Internal Dimensions

- Box and M drawer height: 4⁵/₁₆"
- Box and M drawer width: 12¹/₁₆"
- Box and M drawer depth: 18³/₈"
- File drawer height: 9¹/₄"
- File drawer width: 12¹/₁₆"
- File drawer depth: 18³/₈"
- Wide drawer height: 9⁷/₁₆"
- Wide drawer width: 20³/₄"
- Wide drawer depth: 22⁷/₈"

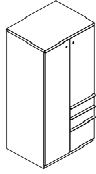
Note: All towers are configured from the top down with standard combinations of box and file drawers.

Storage Towers Morrison Front


30" Wide Storage Towers

64" High

description	type	w	d	h	lock	pattern no.	P1	P2	P3
64" High tower with two box and one file drawer and door and wardrobe (left hand shown)	left hand	29 ⁷ / ₈ "	23 ¹ / ₂ "	63 ⁵ / ₁₆ "	Y	MT3WSLH6430BBFL	\$2,989.	\$3,139.	\$3,293.
	right hand	29 ⁷ / ₈ "	23 ¹ / ₂ "	63 ⁵ / ₁₆ "	Y	MT3WSRH6430BBFL	2,989.	3,139.	3,293.



64" High tower with two file drawers and door and wardrobe (left hand shown)	left hand	29 ⁷ / ₈ "	23 ¹ / ₂ "	63 ⁵ / ₁₆ "	Y	MT3WSLH6430FFL	2,787.	2,927.	3,072.
	right hand	29 ⁷ / ₈ "	23 ¹ / ₂ "	63 ⁵ / ₁₆ "	Y	MT3WSRH6430FFL	2,787.	2,927.	3,072.



Order Code	Specification Information	Critical Dimensions																				
<p>Example: DT3WSBL5730BBFL-NJ</p> <table border="1"> <tr> <td>MT3</td> <td>Series 2 Morrison Front</td> </tr> <tr> <td>WS</td> <td>Wardrobe and Single Doors</td> </tr> <tr> <td>LH</td> <td>Left Hand Access</td> </tr> <tr> <td>57</td> <td>57" High</td> </tr> <tr> <td>30</td> <td>30" Wide</td> </tr> <tr> <td>B</td> <td>Box Drawer</td> </tr> <tr> <td>B</td> <td>Box Drawer</td> </tr> <tr> <td>F</td> <td>File Drawer</td> </tr> <tr> <td>L</td> <td>Locking</td> </tr> <tr> <td>NJ</td> <td>Medium Grey paint finish</td> </tr> </table>	MT3	Series 2 Morrison Front	WS	Wardrobe and Single Doors	LH	Left Hand Access	57	57" High	30	30" Wide	B	Box Drawer	B	Box Drawer	F	File Drawer	L	Locking	NJ	Medium Grey paint finish	<p>For non-locking towers, deduct as follows from the list price for each unit: Deduct \$30 for (1) lock unit, \$60 for (2) lock unit, and \$75 for a (3) lock unit. Substitute the "L" suffix with an "N" within the pattern number to designate a non-locking unit, example (MT3WSLH5030BBFN)</p> <p>"M" drawers consisting of a box drawer body with a file drawer head are available by substituting any two "B" or any one "F" character within the pattern number, example (MT3WSLH5030MFN). Multiple "M" drawers may be specified providing they equal the total modules available.</p> <p>A 6" drawer, behind a cupboard door is available by adding the numeral 1 to the end of the pattern number, example (MT3WSLH5030BBFL1)</p> <ul style="list-style-type: none"> 15" w Side Access and Display towers include (1) lock. Single door towers, double door towers, 24" w and 30" w Side Access and Display towers include (2) locks. (Except full-height doors which include (1) lock) Front Access (only) towers with wardrobe include (3) locks. (Except full-height doors with wardrobe which include (2) locks) 	<p>Dimensions under, w, d and h are actual to the nearest ¹/₁₆"</p> <p>50", 57" and 64" Tower Internal Dimensions</p> <ul style="list-style-type: none"> Box and M drawer height: 4⁵/₁₆" Box and M drawer width: 12¹/₁₆" Box and M drawer depth: 18³/₈" File drawer height: 9¹/₄" File drawer width: 12¹/₁₆" File drawer depth: 18³/₈" Wide drawer height: 9⁷/₁₆" Wide drawer width: 20³/₄" Wide drawer depth: 22⁷/₈" <p>Note: All towers are configured from the top down with standard combinations of box and file drawers.</p>
MT3	Series 2 Morrison Front																					
WS	Wardrobe and Single Doors																					
LH	Left Hand Access																					
57	57" High																					
30	30" Wide																					
B	Box Drawer																					
B	Box Drawer																					
F	File Drawer																					
L	Locking																					
NJ	Medium Grey paint finish																					
	<p>Note: 6" drawer behind doors are not available within the wardrobe portion of towers. Drawers behind doors are painted black.</p> <p>Note: Drawer behind the doors list price is as follows: 1=\$255</p> <p>Application Notes</p> <p>Hanging rails and other accessories are not included and must be ordered separately. Hanging rails are included with 24" and 30" wide lateral drawers only. (See <i>Tower Accessories for pricing and order entry information</i>)</p> <p>Half depth adjustable shelves and coat hooks may be ordered separately allowing the cupboard area of the 15", 24" and 30" wide towers to support binders as well as shorter coats. (See <i>Tower Accessories for pricing and order entry information</i>)</p>																					

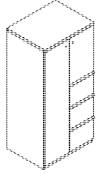
Storage Towers Morrison Front

30" Wide Storage Towers

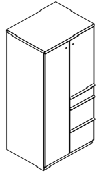
64" High

Series 2 Storage

description	type	w	d	h	lock	pattern no.	P1	P2	P3
64" High tower with three file drawers and door and wardrobe (left hand shown)	left hand	29 ⁷ / ₈ "	23 ¹ / ₂ "	63 ⁵ / ₁₆ "	Y	MT3WSLH6430FFFL	\$3,016.	\$3,168.	\$3,325.
	right hand	29 ⁷ / ₈ "	23 ¹ / ₂ "	63 ⁵ / ₁₆ "	Y	MT3WSRH6430FFFL	3,016.	3,168.	3,325.



64" High tower with one box and two file drawers and door and wardrobe (left hand shown)	left hand	29 ⁷ / ₈ "	23 ¹ / ₂ "	63 ⁵ / ₁₆ "	Y	MT3WSLH6430BFFL	3,031.	3,178.	3,338.
	right hand	29 ⁷ / ₈ "	23 ¹ / ₂ "	63 ⁵ / ₁₆ "	Y	MT3WSRH6430BFFL	3,031.	3,178.	3,338.



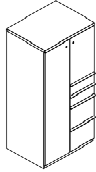
Order Code	Specification Information	Critical Dimensions
Example: DT3WSBL5730BBFL-NJ		
MT3 Series 2 Morrison Front		
WS Wardrobe and Single Doors		
LH Left Hand Access		
57 57" High		
30 30" Wide		
B Box Drawer		
B Box Drawer		
F File Drawer		
L Locking		
NJ Medium Grey paint finish		
	<p>For non-locking towers, deduct as follows from the list price for each unit: Deduct \$30 for (1) lock unit, \$60 for (2) lock unit, and \$75 for a (3) lock unit. Substitute the "L" suffix with an "N" within the pattern number to designate a non-locking unit, example (MT3WSLH5030BBFN)</p> <p>"M" drawers consisting of a box drawer body with a file drawer head are available by substituting any two "B" or any one "F" character within the pattern number, example (MT3WSLH5030MFN). Multiple "M" drawers may be specified providing they equal the total modules available.</p> <p>A 6" drawer, behind a cupboard door is available by adding the numeral 1 to the end of the pattern number, example (MT3WSLH5030BBFL1)</p> <ul style="list-style-type: none"> 15" w Side Access and Display towers include (1) lock. Single door towers, double door towers, 24" w and 30" w Side Access and Display towers include (2) locks. (Except full-height doors which include (1) lock) Front Access (only) towers with wardrobe include (3) locks. (Except full-height doors with wardrobe which include (2) locks) 	<p>Dimensions under, w, d and h are actual to the nearest 1/16"</p> <p>50", 57" and 64" Tower Internal Dimensions</p> <ul style="list-style-type: none"> Box and M drawer height: 4⁵/₁₆" Box and M drawer width: 12¹/₁₆" Box and M drawer depth: 18³/₈" File drawer height: 9¹/₄" File drawer width: 12¹/₁₆" File drawer depth: 18³/₈" Wide drawer height: 9⁷/₁₆" Wide drawer width: 20³/₄" Wide drawer depth: 22⁷/₈" <p>Note: All towers are configured from the top down with standard combinations of box and file drawers.</p>
	<p>Note: 6" drawer behind doors are not available within the wardrobe portion of towers. Drawers behind doors are painted black.</p> <p>Note: Drawer behind the doors list price is as follows: 1=\$255</p> <p>Application Notes</p> <p>Hanging rails and other accessories are not included and must be ordered separately. Hanging rails are included with 24" and 30" wide lateral drawers only. (See <i>Tower Accessories for pricing and order entry information</i>)</p> <p>Half depth adjustable shelves and coat hooks may be ordered separately allowing the cupboard area of the 15", 24" and 30" wide towers to support binders as well as shorter coats. (See <i>Tower Accessories for pricing and order entry information</i>)</p>	

Storage Towers Morrison Front


30" Wide Storage Towers

64" High

description	type	w	d	h	lock	pattern no.	P1	P2	P3
64" High tower with two box and two file drawers and door and wardrobe (left hand shown)	left hand	29 ⁷ / ₈ "	23 ¹ / ₂ "	63 ⁷ / ₁₆ "	Y	MT3WSLH6430BBFFL	\$3,270.	\$3,432.	\$3,605.
	right hand	29 ⁷ / ₈ "	23 ¹ / ₂ "	63 ⁷ / ₁₆ "	Y	MT3WSRH6430BBFFL	3,270.	3,432.	3,605.



64" High tower with four file drawers and door and wardrobe (left hand shown)	left hand	29 ⁷ / ₈ "	23 ¹ / ₂ "	63 ⁷ / ₁₆ "	Y	MT3WSLH6430FFFFL	3,310.	3,473.	3,648.
	right hand	29 ⁷ / ₈ "	23 ¹ / ₂ "	63 ⁷ / ₁₆ "	Y	MT3WSRH6430FFFFL	3,310.	3,473.	3,648.



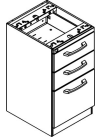
Order Code	Specification Information	Critical Dimensions																				
<p>Example: DT3WSBL5730BBFL-NJ</p> <table border="1"> <tr><td>MT3</td><td>Series 2 Morrison Front</td></tr> <tr><td>WS</td><td>Wardrobe and Single Doors</td></tr> <tr><td>LH</td><td>Left Hand Access</td></tr> <tr><td>57</td><td>57" High</td></tr> <tr><td>30</td><td>30" Wide</td></tr> <tr><td>B</td><td>Box Drawer</td></tr> <tr><td>B</td><td>Box Drawer</td></tr> <tr><td>F</td><td>File Drawer</td></tr> <tr><td>L</td><td>Locking</td></tr> <tr><td>NJ</td><td>Medium Grey paint finish</td></tr> </table>	MT3	Series 2 Morrison Front	WS	Wardrobe and Single Doors	LH	Left Hand Access	57	57" High	30	30" Wide	B	Box Drawer	B	Box Drawer	F	File Drawer	L	Locking	NJ	Medium Grey paint finish	<p>For non-locking towers, deduct as follows from the list price for each unit: Deduct \$30 for (1) lock unit, \$60 for (2) lock unit, and \$75 for a (3) lock unit. Substitute the "L" suffix with an "N" within the pattern number to designate a non-locking unit, example (MT3WSLH5030BBFN)</p> <p>"M" drawers consisting of a box drawer body with a file drawer head are available by substituting any two "B" or any one "F" character within the pattern number, example (MT3WSLH5030MFN). Multiple "M" drawers may be specified providing they equal the total modules available.</p> <p>A 6" drawer, behind a cupboard door is available by adding the numeral 1 to the end of the pattern number, example (MT3WSLH5030BBFL1)</p> <ul style="list-style-type: none"> 15" w Side Access and Display towers include (1) lock. Single door towers, double door towers, 24" w and 30" w Side Access and Display towers include (2) locks. (Except full-height doors which include (1) lock) Front Access (only) towers with wardrobe include (3) locks. (Except full-height doors with wardrobe which include (2) locks) 	<p>Dimensions under, w, d and h are actual to the nearest 1/16"</p> <p>50", 57" and 64" Tower Internal Dimensions</p> <ul style="list-style-type: none"> Box and M drawer height: 4⁷/₁₆" Box and M drawer width: 12¹/₁₆" Box and M drawer depth: 18³/₈" File drawer height: 9¹/₄" File drawer width: 12¹/₁₆" File drawer depth: 18³/₈" Wide drawer height: 9⁷/₁₆" Wide drawer width: 20³/₄" Wide drawer depth: 22⁷/₈" <p>Note: All towers are configured from the top down with standard combinations of box and file drawers.</p>
MT3	Series 2 Morrison Front																					
WS	Wardrobe and Single Doors																					
LH	Left Hand Access																					
57	57" High																					
30	30" Wide																					
B	Box Drawer																					
B	Box Drawer																					
F	File Drawer																					
L	Locking																					
NJ	Medium Grey paint finish																					
	<p>Note: 6" drawer behind doors are not available within the wardrobe portion of towers. Drawers behind doors are painted black.</p> <p>Note: Drawer behind the doors list price is as follows: 1=\$255</p> <p>Application Notes</p> <p>Hanging rails and other accessories are not included and must be ordered separately. Hanging rails are included with 24" and 30" wide lateral drawers only. (See <i>Tower Accessories for pricing and order entry information</i>)</p> <p>Half depth adjustable shelves and coat hooks may be ordered separately allowing the cupboard area of the 15", 24" and 30" wide towers to support binders as well as shorter coats. (See <i>Tower Accessories for pricing and order entry information</i>)</p>																					

Pedestals Currents Front

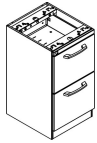
Floorstanding Pedestals

Series 2 Storage

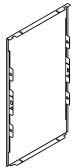
description	w	d	h	lock	pattern no.	P1	P2	P3
Floorstanding Pedestal with two box and one file drawer with lock	14 ⁷ / ₈ "	17 ¹ / ₄ "	26 ⁷ / ₈ "	Y	AS2PFL18A	\$919.	\$964.	\$1,014.
	14 ⁷ / ₈ "	23 ¹ / ₄ "	26 ⁷ / ₈ "	Y	AS2PFL24A	919.	964.	1,014.
	14 ⁷ / ₈ "	29 ¹ / ₄ "	26 ⁷ / ₈ "	Y	AS2PFL30A	1,200.	1,257.	1,319.



Floorstanding Pedestal with two file drawers with lock	14 ⁷ / ₈ "	17 ¹ / ₄ "	26 ⁷ / ₈ "	Y	AS2PFL18B	804.	844.	886.
	14 ⁷ / ₈ "	23 ¹ / ₄ "	26 ⁷ / ₈ "	Y	AS2PFL24B	804.	844.	886.
	14 ⁷ / ₈ "	29 ¹ / ₄ "	26 ⁷ / ₈ "	Y	AS2PFL30B	1,096.	1,151.	1,210.



Series 2 Floorstanding Pedestal Case Back	14 ⁷ / ₈ "	N/A	26 ⁷ / ₈ "	N/A	DS2XPB	92.	103.	106.
---	----------------------------------	-----	----------------------------------	-----	---------------	-----	------	------



Order Code

Example:	AS2PFL24A-NJ
AT2	Series 2 Currents Front
PF	Pedestal, Floorstanding
L	Locking
24	Depth
A	Box/Box/File
NJ	Med Grey

Specification Information

Deduct \$20 from the list price for non-locking units. Substitute the "L" with a "N" within the pattern number to designate a non-locking unit, *example* (AS2PFN18D).

Note:
24" deep floorstanding pedestals do not include a back panel. Back panels must be ordered separately. 18" and 30" floorstanding pedestals have a back standard.

Add an "F" to the end of the pattern number to receive full extension slides on all box drawers. Upcharge is \$25 list per pedestal.

Application Notes

Hanging rails and other accessories are not included and must be ordered separately. (*See pedestal accessories page (291), for pricing and ordering information*)

Critical Dimensions

Dimensions under, **w**, **d** and **h** are actual to the nearest ¹/₁₆"

24" Floorstanding Pedestal Internal Drawer Dimensions

- Box drawer height: 4⁵/₁₆"
- Box drawer width: 12¹/₁₆"
- Box drawer depth: 18³/₈"
- File drawer height: 9¹/₂"
- File drawer width: 12¹/₁₆"
- File drawer depth: 18³/₈"

Pedestals Currents Front

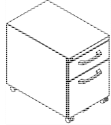
Mobile Pedestals

Series 2 Storage

description	w	d	h	lock	pattern no.	P1	P2	P3
Mobile Pedestal with two box and one file drawer	14 ⁷ / ₈ "	16 ³ / ₄ "	26 ³ / ₈ "	Y	AS2PML18A	\$1,242.	\$1,304.	\$1,370.
	14 ⁷ / ₈ "	22 ³ / ₄ "	26 ³ / ₈ "	Y	AS2PML24A	1,386.	1,456.	1,528.



Mobile Pedestal with one box and one file drawer	14 ⁷ / ₈ "	16 ³ / ₄ "	20 ⁵ / ₈ "	Y	AS2PML18F	1,043.	1,095.	1,150.
	14 ⁷ / ₈ "	22 ³ / ₄ "	20 ⁵ / ₈ "	Y	AS2PML24F	1,126.	1,182.	1,243.



Mobile Pedestal with two file drawers	14 ⁷ / ₈ "	16 ³ / ₄ "	26 ³ / ₈ "	Y	AS2PML18B	1,124.	1,179.	1,240.
	14 ⁷ / ₈ "	22 ³ / ₄ "	26 ³ / ₈ "	Y	AS2PML24B	1,271.	1,335.	1,400.



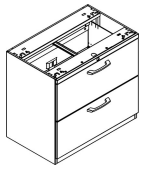
Order Code	Specification Information	Application Notes	Critical Dimensions
Example: AS2PML24A-NJ			
AT2 Series 2 Currents Front	Add \$53 list for Mobile Handle.	Hanging rails and other accessories are not included and must be ordered separately. (See pedestal accessories page (291), for pricing and ordering information)	Dimensions under, w , d and h are actual to the nearest 1/16"
PM Pedestal Mobile	Add a " P " between the " L " lock code and the case size to designate the handle option, <i>example</i> (AS2PML P 24A)		
L Locking			24" Mobile Pedestal Internal Drawer Dimension
24 Depth	Deduct \$35 list for units without a top. Add an " O " in place of the " M " in the pattern number to designate the no-top option, <i>example</i> (AS2POL18A)		<ul style="list-style-type: none"> • Box drawer height: 4⁵/₁₆" • Box drawer width: 12¹/₁₆" • Box drawer depth: 18³/₈" • File drawer height: 9¹/₄" • File drawer width: 12¹/₁₆" • File drawer depth: 18³/₈"
A Box/Box/File			
NJ Med Grey	Add an " F " to the end of the pattern number to receive full extension slides on all box drawers. Upcharge is \$25 list per pedestal.		

Pedestals Currents Front

Double Wide Pedestals

Series 2 Storage

description	w	d	h	lock	pattern no.	P1	P2	P3
Doublewide Pedestal with two file drawers	30"	18 ³ / ₄ "	26 ⁷ / ₈ "	Y	AS2DW30L	\$1,374.	\$1,441.	\$1,513.
	36"	18 ³ / ₄ "	26 ⁷ / ₈ "	Y	AS2DW36L	1,694.	1,778.	1,868.



Order Code

Example:	AS2DW30L-NJ
AS2	Series 2 Currents Front
DW	Doublewide Pedestal
30	30" wide
L	Locking
NJ	Med Grey

Specification Information

Deduct \$20 from the list price for non-locking units. Substitute the "L" suffix with a "N" within the pattern number to designate a non-locking unit, *example* (AS2DW36N).

Doublewide pedestals include hanging file bars for letter and legal front-to-back and side-to-side filing.

Application Notes

Doublewide pedestals are not intended for freestanding use and must be secured beneath a supported worksurface. (*See Calibre lateral files price list for two drawer files that can be used for freestanding applications*)

Critical Dimensions

Dimensions under, **w**, **d** and **h** are actual to the nearest ¹/₁₆"

Doublewide Pedestals Internal Drawer Dimensions

- Lateral drawer height: 9³/₄"
- Lateral drawer width: 26³/₄" and 32³/₄"
- Lateral drawer depth: 15³/₄"

Storage Towers Currents Front

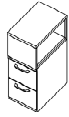
15" Wide Storage Towers

42" High

description	type	w	d	h	lock	pattern no.	P1	P2	P3
42" High Side Access Bookcase tower with two box and one file drawer (right hand shown)	left hand	14 ⁷ / ₈ "	23 ¹ / ₂ "	41 ³ / ₁₆ "	Y	AT3SBLH4215BBFL	\$1,893.	\$1,987.	\$2,086.
	right hand	14 ⁷ / ₈ "	23 ¹ / ₂ "	41 ³ / ₁₆ "	Y	AT3SBRH4215BBFL	1,893.	1,987.	2,086.



42" High Side Access Bookcase tower with two file drawers (right hand shown)	left hand	14 ⁷ / ₈ "	23 ¹ / ₂ "	41 ³ / ₁₆ "	Y	AT3SBLH4215FFL	1,806.	1,899.	1,994.
	right hand	14 ⁷ / ₈ "	23 ¹ / ₂ "	41 ³ / ₁₆ "	Y	AT3SBRH4215FFL	1,806.	1,899.	1,994.



Order Code

Example:	AT3SBLH5715BBFL-NJ
AT3	Series 2 Currents Front
SB	Side Access Bookcase
LH	Left Hand Access
57	57" High
15	15" Wide
B	Box Drawer
B	Box Drawer
F	File Drawer
L	Locking
NJ	Medium Grey paint finish

Specification Information

For non-locking towers, deduct as follows from the list price for each unit: Deduct \$30 for (1) lock unit, \$60 for (2) lock unit, and \$75 for a (3) lock unit. Substitute the "L" suffix with an "N" within the pattern number to designate a non-locking unit, example (AT3SLH4215BBFN)

Application Notes

Hanging rails and other accessories are not included and must be ordered separately. Hanging rails are included with 24" and 30" wide lateral drawers only. (See *Tower Accessories for pricing and order entry information*)

Half depth adjustable shelves and coat hooks may be ordered separately allowing the cupboard area of the 15", 24" and 30" wide towers to support binders as well as shorter coats. (See *Tower Accessories for pricing and order entry information*)

- 15" w Side Access and Display towers include (1) lock.
- Single door towers, double door towers, 24" w and 30" w Side Access and Display towers include (2) locks. (Except full-height doors which include (1) lock)
- Front Access (only) towers with wardrobe include (3) locks. (Except full-height doors with wardrobe which include (2) locks)

Critical Dimensions

Dimensions under, **w**, **d** and **h** are actual to the nearest ¹/₁₆"

42", 50", 57" and 64" Tower Internal Dimensions

- Box and M drawer height: 4⁵/₁₆"
- Box and M drawer width: 12¹/₁₆"
- Box and M drawer depth: 18³/₈"
- File drawer height: 9¹/₄"
- File drawer width: 12¹/₁₆"
- File drawer depth: 18³/₈"

Note: All towers are configured from the top down with standard combinations of box and file drawers.

"M" drawers consisting of a box drawer body with a file drawer head are available by substituting any two "B" or any one "F" character within the pattern number, example (AT3SLH4215MFN). Multiple "M" drawers may be specified providing they equal the total modules available.

A 6" drawer, behind a cupboard door is available by adding the numeral 1 to the end of the pattern number, example (AT3SLH6415BBFL1)

Note: 6" drawer behind doors are not available within the wardrobe portion of towers. Drawers behind doors are painted black.

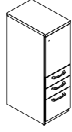
Note: Drawer behind door list pricing is as follows: 1=\$255

Storage Towers Currents Front

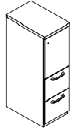
15" Wide Storage Towers

50" High

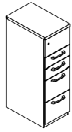
description	type	w	d	h	lock	pattern no.	P1	P2	P3
50" High Single Door tower with two box and one file drawer (right hand shown)	left hand	14 ⁷ / ₈ "	23 ¹ / ₂ "	48 ⁵ / ₁₆ "	Y	AT3SLH5015BBFL	\$2,220.	\$2,330.	\$2,447.
	right hand	14 ⁷ / ₈ "	23 ¹ / ₂ "	48 ⁵ / ₁₆ "	Y	AT3SRH5015BBFL	2,220.	2,330.	2,447.



50" High Single Door tower with two file drawers (right hand shown)	left hand	14 ⁷ / ₈ "	23 ¹ / ₂ "	48 ⁵ / ₁₆ "	Y	AT3SLH5015FFL	2,002.	2,102.	2,207.
	right hand	14 ⁷ / ₈ "	23 ¹ / ₂ "	48 ⁵ / ₁₆ "	Y	AT3SRH5015FFL	2,002.	2,102.	2,207.



50" High Single Door tower with two box and two file drawers (right hand shown)	left hand	14 ⁷ / ₈ "	23 ¹ / ₂ "	48 ⁵ / ₁₆ "	Y	AT3SLH5015BBFFL	2,429.	2,550.	2,679.
	right hand	14 ⁷ / ₈ "	23 ¹ / ₂ "	48 ⁵ / ₁₆ "	Y	AT3SRH5015BBFFL	2,429.	2,550.	2,679.



Order Code

Example:	AT3SBLH5715BBFL-NJ
AT3	Series 2 Currents Front
SB	Side Access Bookcase
LH	Left Hand Access
57	57" High
15	15" Wide
B	Box Drawer
B	Box Drawer
F	File Drawer
L	Locking
NJ	Medium Grey paint finish

Specification Information

For non-locking towers, deduct as follows from the list price for each unit: Deduct \$30 for (1) lock unit, \$60 for (2) lock unit, and \$75 for a (3) lock unit. Substitute the "L" suffix with an "N" within the pattern number to designate a non-locking unit, example (AT3SLH4215BBFN)

Application Notes

Hanging rails and other accessories are not included and must be ordered separately. Hanging rails are included with 24" and 30" wide lateral drawers only. (See *Tower Accessories for pricing and order entry information*)

Half depth adjustable shelves and coat hooks may be ordered separately allowing the cupboard area of the 15", 24" and 30" wide towers to support binders as well as shorter coats. (See *Tower Accessories for pricing and order entry information*)

- 15" w Side Access and Display towers include (1) lock.
- Single door towers, double door towers, 24" w and 30" w Side Access and Display towers include (2) locks. (Except full-height doors which include (1) lock)
- Front Access (only) towers with wardrobe include (3) locks. (Except full-height doors with wardrobe which include (2) locks)

Critical Dimension

Dimensions under, **w**, **d** and **h** are actual to the nearest ¹/₁₆"

42", 50", 57" and 64" Tower Internal Dimensions

- Box and M drawer height: 4⁵/₁₆"
- Box and M drawer width: 12¹/₁₆"
- Box and M drawer depth: 18³/₈"
- File drawer height: 9¹/₄"
- File drawer width: 12¹/₁₆"
- File drawer depth: 18³/₈"

Note: All towers are configured from the top down with standard combinations of box and file drawers.

"M" drawers consisting of a box drawer body with a file drawer head are available by substituting any two "B" or any one "F" character within the pattern number, example (AT3SLH4215MFN). Multiple "M" drawers may be specified providing they equal the total modules available.

A 6" drawer, behind a cupboard door is available by adding the numeral 1 to the end of the pattern number, example (AT3SLH6415BBFL1)

Note: 6" drawer behind doors are not available within the wardrobe portion of towers. Drawers behind doors are painted black.

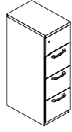
Note: Drawer behind door list pricing is as follows: 1=\$255

Storage Towers Currents Front

15" Wide Storage Towers

50" High

description	type	w	d	h	lock	pattern no.	P1	P2	P3
50" High Single Door tower with three file drawers (right hand shown)	left hand	14 ⁷ / ₈ "	23 ¹ / ₂ "	48 ³ / ₁₆ "	Y	AT3SLH5015FFFL	\$2,243.	\$2,356.	\$2,474.
	right hand	14 ⁷ / ₈ "	23 ¹ / ₂ "	48 ³ / ₁₆ "	Y	AT3SRH5015FFFL	2,243.	2,356.	2,474.



50" High Side Access Bookcase tower with two box and one file drawer (right hand shown)	left hand	14 ⁷ / ₈ "	23 ¹ / ₂ "	48 ³ / ₁₆ "	Y	AT3SBLH5015BBFL	1,996.	2,096.	2,199.
	right hand	14 ⁷ / ₈ "	23 ¹ / ₂ "	48 ³ / ₁₆ "	Y	AT3SBRH5015BBFL	1,996.	2,096.	2,199.



50" High Side Access Bookcase tower with two file drawers (right hand shown)	left hand	14 ⁷ / ₈ "	23 ¹ / ₂ "	48 ³ / ₁₆ "	Y	AT3SBLH5015FFL	1,893.	1,987.	2,086.
	right hand	14 ⁷ / ₈ "	23 ¹ / ₂ "	48 ³ / ₁₆ "	Y	AT3SBRH5015FFL	1,893.	1,987.	2,086.



Order Code

Example:	AT3SBLH5715BBFL-NJ
AT3	Series 2 Currents Front
SB	Side Access Bookcase
LH	Left Hand Access
57	57" High
15	15" Wide
B	Box Drawer
B	Box Drawer
F	File Drawer
L	Locking
NJ	Medium Grey paint finish

Specification Information

For non-locking towers, deduct as follows from the list price for each unit: Deduct \$30 for (1) lock unit, \$60 for (2) lock unit, and \$75 for a (3) lock unit. Substitute the "L" suffix with an "N" within the pattern number to designate a non-locking unit, example (AT3SLH4215BBFN)

"M" drawers consisting of a box drawer body with a file drawer head are available by substituting any two "B" or any one "F" character within the pattern number, example (AT3SLH4215MFN). Multiple "M" drawers may be specified providing they equal the total modules available.

A 6" drawer, behind a cupboard door is available by adding the numeral 1 to the end of the pattern number, example (AT3SLH6415BBFL1)

Note: 6" drawer behind doors are not available within the wardrobe portion of towers. Drawers behind doors are painted black.

Note: Drawer behind door list pricing is as follows: 1=\$255

Application Notes

Hanging rails and other accessories are not included and must be ordered separately. Hanging rails are included with 24" and 30" wide lateral drawers only. (See *Tower Accessories for pricing and order entry information*)

Half depth adjustable shelves and coat hooks may be ordered separately allowing the cupboard area of the 15", 24" and 30" wide towers to support binders as well as shorter coats. (See *Tower Accessories for pricing and order entry information*)

- 15" w Side Access and Display towers include (1) lock.
- Single door towers, double door towers, 24" w and 30" w Side Access and Display towers include (2) locks. (Except full-height doors which include (1) lock)
- Front Access (only) towers with wardrobe include (3) locks. (Except full-height doors with wardrobe which include (2) locks)

Critical Dimension

Dimensions under, **w**, **d** and **h** are actual to the nearest ¹/₁₆"

42", 50", 57" and 64" Tower Internal Dimensions

- Box and M drawer height: 4⁵/₁₆"
- Box and M drawer width: 12¹/₁₆"
- Box and M drawer depth: 18³/₈"
- File drawer height: 9¹/₄"
- File drawer width: 12¹/₁₆"
- File drawer depth: 18³/₈"

Note: All towers are configured from the top down with standard combinations of box and file drawers.

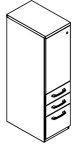
Storage Towers Currents Front

15" Wide Storage Towers

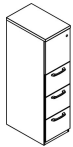
57" High

Series 2 Storage

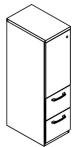
description	type	w	d	h	lock	pattern no.	P1	P2	P3
57" High Single Door tower with two box and one file drawer (right hand shown)	left hand	14 ⁷ / ₈ "	23 ¹ / ₂ "	56 ³ / ₁₆ "	Y	AT3SLH5715BBFL	\$2,270.	\$2,611.	\$2,723.
	right hand	14 ⁷ / ₈ "	23 ¹ / ₂ "	56 ³ / ₁₆ "	Y	AT3SRH5715BBFL	2,270.	2,611.	2,723.



57" High Single Door tower with three file drawers (right hand shown)	left hand	14 ⁷ / ₈ "	23 ¹ / ₂ "	56 ³ / ₁₆ "	Y	AT3SLH5715FFFL	2,293.	2,636.	2,749.
	right hand	14 ⁷ / ₈ "	23 ¹ / ₂ "	56 ³ / ₁₆ "	Y	AT3SRH5715FFFL	2,293.	2,636.	2,749.



57" High Single Door tower with two file drawers (right hand shown)	left hand	14 ⁷ / ₈ "	23 ¹ / ₂ "	56 ³ / ₁₆ "	Y	AT3SLH5715FFL	2,054.	2,361.	2,463.
	right hand	14 ⁷ / ₈ "	23 ¹ / ₂ "	56 ³ / ₁₆ "	Y	AT3SRH5715FFL	2,054.	2,361.	2,463.



Order Code

Example:	AT3SBLH5715BBFL-NJ
AT3	Series 2 CurrentsFront
SB	Side Access Bookcase
LH	Left Hand Access
57	57" High
15	15" Wide
B	Box Drawer
B	Box Drawer
F	File Drawer
L	Locking
NJ	Medium Grey paint finish

Specification Information

For non-locking towers, deduct as follows from the list price for each unit: Deduct \$30 for (1) lock unit, \$60 for (2) lock unit, and \$75 for a (3) lock unit. Substitute the "L" suffix with an "N" within the pattern number to designate a non-locking unit, example (AT3SLH4215BBFN)

Application Notes

Hanging rails and other accessories are not included and must be ordered separately. Hanging rails are included with 24" and 30" wide lateral drawers only. (See *Tower Accessories for pricing and order entry information*)

Half depth adjustable shelves and coat hooks may be ordered separately allowing the cupboard area of the 15", 24" and 30" wide towers to support binders as well as shorter coats. (See *Tower Accessories for pricing and order entry information*)

- 15" w Side Access and Display towers include (1) lock.
- Single door towers, double door towers, 24" w and 30" w Side Access and Display towers include (2) locks. (Except full-height doors which include (1) lock)
- Front Access (only) towers with wardrobe include (3) locks. (Except full-height doors with wardrobe which include (2) locks)

Critical Dimensions

Dimensions under, **w**, **d** and **h** are actual to the nearest ¹/₁₆"

42", 50", 57" and 64" Tower Internal Dimensions

- Box and M drawer height: 4⁵/₁₆"
- Box and M drawer width: 12¹/₁₆"
- Box and M drawer depth: 18³/₈"
- File drawer height: 9¹/₄"
- File drawer width: 12¹/₁₆"
- File drawer depth: 18³/₈"

Note: All towers are configured from the top down with standard combinations of box and file drawers.

"M" drawers consisting of a box drawer body with a file drawer head are available by substituting any two "B" or any one "F" character within the pattern number, example (AT3SLH4215MFN). Multiple "M" drawers may be specified providing they equal the total modules available.

A 6" drawer, behind a cupboard door is available by adding the numeral 1 to the end of the pattern number, example (AT3SLH6415BBFL1)

Note: 6" drawer behind doors are not available within the wardrobe portion of towers. Drawers behind doors are painted black.

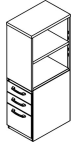
Note: Drawer behind door list pricing is as follows: 1=\$255

Storage Towers Currents Front

15" Wide Storage Towers

57" High

description	type	w	d	h	lock	pattern no.	P1	P2	P3
57" High Side Access Bookcase tower with two box and one file drawer (right hand shown)	left hand	14 ⁷ / ₈ "	23 ¹ / ₂ "	56 ³ / ₁₆ "	Y	AT3SBLH5715BBFL	\$2,030.	\$2,335.	\$2,437.
	right hand	14 ⁷ / ₈ "	23 ¹ / ₂ "	56 ³ / ₁₆ "	Y	AT3SBRH5715BBFL	2,030.	2,335.	2,437.



57" High Side Access Bookcase tower with two file drawers (right hand shown)	left hand	14 ⁷ / ₈ "	23 ¹ / ₂ "	56 ³ / ₁₆ "	Y	AT3SBLH5715FFL	1,929.	2,219.	2,316.
	right hand	14 ⁷ / ₈ "	23 ¹ / ₂ "	56 ³ / ₁₆ "	Y	AT3SBRH5715FFL	1,929.	2,219.	2,316.



Order Code

Example:	AT3SBLH5715BBFL-NJ
AT3	Series 2 Currents Front
SB	Side Access Bookcase
LH	Left Hand Access
57	57" High
15	15" Wide
B	Box Drawer
B	Box Drawer
F	File Drawer
L	Locking
NJ	Medium Grey paint finish

Specification Information

For non-locking towers, deduct as follows from the list price for each unit: Deduct \$30 for (1) lock unit, \$60 for (2) lock unit, and \$75 for a (3) lock unit. Substitute the "L" suffix with an "N" within the pattern number to designate a non-locking unit, example (AT3SLH4215BBFN)

"M" drawers consisting of a box drawer body with a file drawer head are available by substituting any two "B" or any one "F" character within the pattern number, example (AT3SLH4215MFN). Multiple "M" drawers may be specified providing they equal the total modules available.

A 6" drawer, behind a cupboard door is available by adding the numeral 1 to the end of the pattern number, example (AT3SLH6415BBFL1)

Note: 6" drawer behind doors are not available within the wardrobe portion of towers. Drawers behind doors are painted black.

Note: Drawer behind door list pricing is as follows: 1=\$255

Application Notes

Hanging rails and other accessories are not included and must be ordered separately. Hanging rails are included with 24" and 30" wide lateral drawers only. (See *Tower Accessories for pricing and order entry information*)

Half depth adjustable shelves and coat hooks may be ordered separately allowing the cupboard area of the 15", 24" and 30" wide towers to support binders as well as shorter coats. (See *Tower Accessories for pricing and order entry information*)

- 15" w Side Access and Display towers include (1) lock.
- Single door towers, double door towers, 24" w and 30" w Side Access and Display towers include (2) locks. (Except full-height doors which include (1) lock)
- Front Access (only) towers with wardrobe include (3) locks. (Except full-height doors with wardrobe which include (2) locks)

Critical Dimensions

Dimensions under, **w**, **d** and **h** are actual to the nearest ¹/₁₆"

42", 50", 57" and 64" Tower Internal Dimensions

- Box and M drawer height: 4⁵/₁₆"
- Box and M drawer width: 12¹/₁₆"
- Box and M drawer depth: 18³/₈"
- File drawer height: 9¹/₄"
- File drawer width: 12¹/₁₆"
- File drawer depth: 18³/₈"

Note: All towers are configured from the top down with standard combinations of box and file drawers.

Storage Towers Currents Front

15" Wide Storage Towers

64" High

description	type	w	d	h	lock	pattern no.	P1	P2	P3
64" High Side Access Bookcase tower with two box and one file drawer (right hand shown)	left hand	14 ⁷ / ₈ "	23 ¹ / ₂ "	63 ⁵ / ₁₆ "	Y	AT3SBLH6415BBFL	\$2,063.	\$2,168.	\$2,274.
	right hand	14 ⁷ / ₈ "	23 ¹ / ₂ "	63 ⁵ / ₁₆ "	Y	AT3SBRH6415BBFL	2,063.	2,168.	2,274.



64" High Side Access Bookcase tower with two file drawers (right hand shown)	left hand	14 ⁷ / ₈ "	23 ¹ / ₂ "	63 ⁵ / ₁₆ "	Y	AT3SBLH6415FFL	1,961.	2,060.	2,164.
	right hand	14 ⁷ / ₈ "	23 ¹ / ₂ "	63 ⁵ / ₁₆ "	Y	AT3SBRH6415FFL	1,961.	2,060.	2,164.



64" High Side Access Display tower with two box and one file drawer (right hand shown)	left hand	14 ⁷ / ₈ "	23 ¹ / ₂ "	63 ⁵ / ₁₆ "	Y	AT3BDLH6415BBFL	2,089.	2,192.	2,302.
	right hand	14 ⁷ / ₈ "	23 ¹ / ₂ "	63 ⁵ / ₁₆ "	Y	AT3BDRH6415BBFL	2,089.	2,192.	2,302.



Order Code

Example:	AT3SBLH5715BBFL-NJ
AT3	Series 2 Currents Front
SB	Side Access Bookcase
LH	Left Hand Access
57	57" High
15	15" Wide
B	Box Drawer
B	Box Drawer
F	File Drawer
L	Locking
NJ	Medium Grey paint finish

Specification Information

For non-locking towers, deduct as follows from the list price for each unit: Deduct \$30 for (1) lock unit, \$60 for (2) lock unit, and \$75 for a (3) lock unit. Substitute the "L" suffix with an "N" within the pattern number to designate a non-locking unit, example (AT3SLH4215BBFN)

Application Notes

Hanging rails and other accessories are not included and must be ordered separately. Hanging rails are included with 24" and 30" wide lateral drawers only. (See *Tower Accessories for pricing and order entry information*)

Half depth adjustable shelves and coat hooks may be ordered separately allowing the cupboard area of the 15", 24" and 30" wide towers to support binders as well as shorter coats. (See *Tower Accessories for pricing and order entry information*)

- 15" w Side Access and Display towers include (1) lock.
- Single door towers, double door towers, 24" w and 30" w Side Access and Display towers include (2) locks. (Except full-height doors which include (1) lock)
- Front Access (only) towers with wardrobe include (3) locks. (Except full-height doors with wardrobe which include (2) locks)

Critical Dimensions

Dimensions under, **w**, **d** and **h** are actual to the nearest ¹/₁₆"

42", 50", 57" and 64" Tower Internal Dimensions

- Box and M drawer height: 4⁵/₁₆"
- Box and M drawer width: 12¹/₁₆"
- Box and M drawer depth: 18³/₈"
- File drawer height: 9¹/₄"
- File drawer width: 12¹/₁₆"
- File drawer depth: 18³/₈"

Note: All towers are configured from the top down with standard combinations of box and file drawers.

"M" drawers consisting of a box drawer body with a file drawer head are available by substituting any two "B" or any one "F" character within the pattern number, example (AT3SLH4215MFN). Multiple "M" drawers may be specified providing they equal the total modules available.

A 6" drawer, behind a cupboard door is available by adding the numeral 1 to the end of the pattern number, example (AT3SLH6415BBFL1)

Note: 6" drawer behind doors are not available within the wardrobe portion of towers. Drawers behind doors are painted black.

Note: Drawer behind door list pricing is as follows: 1=\$255

Storage Towers Currents Front


15" Wide Storage Towers

64" High

description	type	w	d	h	lock	pattern no.	P1	P2	P3
64" High Side Access Display tower with two file drawers (right hand shown)	left hand	14 ⁷ / ₈ "	23 ¹ / ₂ "	63 ³ / ₁₆ "	Y	AT3BDLH6415FFFL	\$1,987.	\$2,086.	\$2,190.
	right hand	14 ⁷ / ₈ "	23 ¹ / ₂ "	63 ³ / ₁₆ "	Y	AT3BDRH6415FFFL	1,987.	2,086.	2,190.



64" High Single Door tower with four file drawers (right hand shown)	left hand	14 ⁷ / ₈ "	23 ¹ / ₂ "	63 ³ / ₁₆ "	Y	AT3SLH6415FFFL	2,550.	2,679.	2,811.
	right hand	14 ⁷ / ₈ "	23 ¹ / ₂ "	63 ³ / ₁₆ "	Y	AT3SRH6415FFFL	2,550.	2,679.	2,811.



64" High Single Door tower with three file drawers (right hand shown)	left hand	14 ⁷ / ₈ "	23 ¹ / ₂ "	63 ³ / ₁₆ "	Y	AT3SLH6415FFFL	2,345.	2,464.	2,586.
	right hand	14 ⁷ / ₈ "	23 ¹ / ₂ "	63 ³ / ₁₆ "	Y	AT3SRH6415FFFL	2,345.	2,464.	2,586.



Order Code

Example:	AT3SBLH5715BBFL-NJ
AT3	Series 2 Currents Front
SB	Side Access Bookcase
LH	Left Hand Access
57	57" High
15	15" Wide
B	Box Drawer
B	Box Drawer
F	File Drawer
L	Locking
NJ	Medium Grey paint finish

Specification Information

For non-locking towers, deduct as follows from the list price for each unit: Deduct \$30 for (1) lock unit, \$60 for (2) lock unit, and \$75 for a (3) lock unit. Substitute the "L" suffix with an "N" within the pattern number to designate a non-locking unit, example (AT3SLH4215BBFN)

"M" drawers consisting of a box drawer body with a file drawer head are available by substituting any two "B" or any one "F" character within the pattern number, example (AT3SLH4215MFN). Multiple "M" drawers may be specified providing they equal the total modules available.

A 6" drawer, behind a cupboard door is available by adding the numeral 1 to the end of the pattern number, example (AT3SLH6415BBFL1)

Note: 6" drawer behind doors are not available within the wardrobe portion of towers. Drawers behind doors are painted black.

Note: Drawer behind door list pricing is as follows: 1=\$255

Application Notes

Hanging rails and other accessories are not included and must be ordered separately. Hanging rails are included with 24" and 30" wide lateral drawers only. (See *Tower Accessories for pricing and order entry information*)

Half depth adjustable shelves and coat hooks may be ordered separately allowing the cupboard area of the 15", 24" and 30" wide towers to support binders as well as shorter coats. (See *Tower Accessories for pricing and order entry information*)

- 15" w Side Access and Display towers include (1) lock.
- Single door towers, double door towers, 24" w and 30" w Side Access and Display towers include (2) locks. (Except full-height doors which include (1) lock)
- Front Access (only) towers with wardrobe include (3) locks. (Except full-height doors with wardrobe which include (2) locks)

Critical Dimensions

Dimensions under, **w**, **d** and **h** are actual to the nearest ¹/₁₆"

42", 50", 57" and 64" Tower Internal Dimensions

- Box and M drawer height: 4⁵/₁₆"
- Box and M drawer width: 12¹/₁₆"
- Box and M drawer depth: 18³/₈"
- File drawer height: 9¹/₄"
- File drawer width: 12¹/₁₆"
- File drawer depth: 18³/₈"

Note: All towers are configured from the top down with standard combinations of box and file drawers.

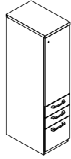
Storage Towers Currents Front

15" Wide Storage Towers

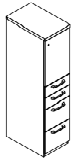
64" High

Series 2 Storage


description	type	w	d	h	lock	pattern no.	P1	P2	P3
64" High Single Door tower with two box and one file drawer (right hand shown)	left hand	14 ⁷ / ₈ "	23 ¹ / ₂ "	63 ⁵ / ₁₆ "	Y	AT3SLH6415BBFL	\$2,324.	\$2,440.	\$2,560.
	right hand	14 ⁷ / ₈ "	23 ¹ / ₂ "	63 ⁵ / ₁₆ "	Y	AT3SRH6415BBFL	2,324.	2,440.	2,560.



64" High Single Door tower with two box and two file drawers (right hand shown)	left hand	14 ⁷ / ₈ "	23 ¹ / ₂ "	63 ⁵ / ₁₆ "	Y	AT3SLH6415BBFFL	2,511.	2,637.	2,770.
	right hand	14 ⁷ / ₈ "	23 ¹ / ₂ "	63 ⁵ / ₁₆ "	Y	AT3SRH6415BBFFL	2,511.	2,637.	2,770.



64" High Single Door tower with two file drawers (right hand shown)	left hand	14 ⁷ / ₈ "	23 ¹ / ₂ "	63 ⁵ / ₁₆ "	Y	AT3SLH6415FFL	2,109.	2,212.	2,324.
	right hand	14 ⁷ / ₈ "	23 ¹ / ₂ "	63 ⁵ / ₁₆ "	Y	AT3SRH6415FFL	2,109.	2,212.	2,324.



Order Code

Example:	AT3SBLH5715BBFL-NJ
AT3	Series 2 Currents Front
SB	Side Access Bookcase
LH	Left Hand Access
57	57" High
15	15" Wide
B	Box Drawer
B	Box Drawer
F	File Drawer
L	Locking
NJ	Medium Grey paint finish

Specification Information

For non-locking towers, deduct as follows from the list price for each unit: Deduct \$30 for (1) lock unit, \$60 for (2) lock unit, and \$75 for a (3) lock unit. Substitute the "L" suffix with an "N" within the pattern number to designate a non-locking unit, example (AT3SLH4215BBFN)

Application Notes

Hanging rails and other accessories are not included and must be ordered separately. Hanging rails are included with 24" and 30" wide lateral drawers only. (See *Tower Accessories for pricing and order entry information*)

Half depth adjustable shelves and coat hooks may be ordered separately allowing the cupboard area of the 15", 24" and 30" wide towers to support binders as well as shorter coats. (See *Tower Accessories for pricing and order entry information*)

- 15" w Side Access and Display towers include (1) lock.
- Single door towers, double door towers, 24" w and 30" w Side Access and Display towers include (2) locks. (Except full-height doors which include (1) lock)
- Front Access (only) towers with wardrobe include (3) locks. (Except full-height doors with wardrobe which include (2) locks)

Critical Dimensions

Dimensions under, **w**, **d** and **h** are actual to the nearest ¹/₁₆"

42", 50", 57" and 64" Tower Internal Dimensions

- Box and M drawer height: 4⁵/₁₆"
- Box and M drawer width: 12¹/₁₆"
- Box and M drawer depth: 18³/₈"
- File drawer height: 9¹/₄"
- File drawer width: 12¹/₁₆"
- File drawer depth: 18³/₈"

Note: All towers are configured from the top down with standard combinations of box and file drawers.

"M" drawers consisting of a box drawer body with a file drawer head are available by substituting any two "B" or any one "F" character within the pattern number, example (AT3SLH4215MFN). Multiple "M" drawers may be specified providing they equal the total modules available.

A 6" drawer, behind a cupboard door is available by adding the numeral 1 to the end of the pattern number, example (AT3SLH6415BBFL1)

Note: 6" drawer behind doors are not available within the wardrobe portion of towers. Drawers behind doors are painted black.

Note: Drawer behind door list pricing is as follows: 1=\$255

Storage Towers Currents Front

24" Wide Storage Towers

42" High

description	type	w	d	h	lock	pattern no.	P1	P2	P3
42" High Side Access Bookcase with two box and one file drawer with wardrobe (left hand shown)	left hand	23 7/8"	23 1/2"	41 5/16"	Y	AT3WSBLH4224BBFL	\$2,741.	\$2,880.	\$3,023.
	right hand	23 7/8"	23 1/2"	41 5/16"	Y	AT3WSBRH4224BBFL	2,741.	2,880.	3,023.



42" High Side Access Bookcase with two file drawers with wardrobe (left hand shown)	left hand	23 7/8"	23 1/2"	41 5/16"	Y	AT3WSBLH4224FFL	2,636.	2,772.	2,909.
	right hand	23 7/8"	23 1/2"	41 5/16"	Y	AT3WSBRH4224FFL	2,636.	2,772.	2,909.



Order Code	
Example:	AT3SBLH5724BBFL-NJ
AT3	Series 2 Steel Front
SB	Side Access Bookcase
LH	Left Hand Access
57	57" High
24	24" Wide
B	Box Drawer
B	Box Drawer
F	File Drawer
L	Locking
NJ	Medium Grey paint finish

Specification Information
For non-locking towers, deduct as follows from the list price for each unit: Deduct \$30 for (1) lock unit, \$60 for (2) lock unit, and \$75 for a (3) lock unit. Substitute the "L" suffix with an "N" within the pattern number to designate a non-locking unit, example (AT3SLH6424BBFN)
"M" drawers consisting of a box drawer body with a file drawer head are available by substituting any two "B" or any one "F" character within the pattern number, example (AT3SLH6424MFN). Multiple "M" drawers may be specified providing they equal the total modules available.
A 6" drawer, behind a cupboard door is available by adding the numeral 1 to the end of the pattern number, example (AT3SLH6424BBFL1)
<ul style="list-style-type: none"> 15" w Side Access and Display towers include (1) lock. Single door towers, double door towers, 24" w and 30" w Side Access and Display towers include (2) locks. (Except full-height doors which include (1) lock) Front Access (only) towers with wardrobe include (3) locks. (Except full-height doors with wardrobe which include (2) locks)

Note: 6" drawer behind doors are not available within the wardrobe portion of towers. Drawers behind doors are painted black.

Note: Drawer behind door list pricing is as follows: 1=\$255

Application Notes

Hanging rails and other accessories are not included and must be ordered separately. Hanging rails are included with 24" and 30" wide lateral drawers only. (See *Tower Accessories for pricing and order entry information*)

Half depth adjustable shelves and coat hooks may be ordered separately allowing the cupboard area of the 15", 24" and 30" wide towers to support binders as well as shorter coats. (See *Tower Accessories for pricing and order entry information*)

Critical Dimensions

Dimensions under, **w**, **d** and **h** are actual to the nearest 1/16"

50", 57" and 64" Tower Internal Dimensions

- Box and M drawer height: 4 5/16"
- Box and M drawer width: 12 1/16"
- Box and M drawer depth: 18 3/8"
- File drawer height: 9 1/4"
- File drawer width: 12 1/16"
- File drawer depth: 18 3/8"
- Wide drawer height: 9 3/16"
- Wide drawer width: 20 3/4"
- Wide drawer depth: 22 7/8"

Note: All towers are configured from the top down with standard combinations of box and file drawers.

Storage Towers Currents Front


24" Wide Storage Towers

50" High

Series 2 Storage

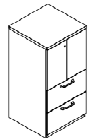
description	type	w	d	h	lock	pattern no.	P1	P2	P3
-------------	------	---	---	---	------	-------------	----	----	----

50" High Double Door tower with one wide drawer



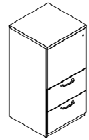
24" and 30" wide double door cabinets may be ordered with a grommet option located in the back of the case by adding a "G" between the 4th and 5th character of the pattern number, example (AT3DG6424WL). Add \$100 for this option. **Note:** By adding a "G" option, the cabinet will also receive AV hinged doors.

50" High Double Door tower with two wide drawers



24" and 30" wide double door cabinets may be ordered with a grommet option located in the back of the case by adding a "G" between the 4th and 5th character of the pattern number, example (AT3DG6424WL). Add \$100 for this option. **Note:** By adding a "G" option, the cabinet will also receive AV hinged doors.

50" High Single Door tower with two wide drawers (left hand shown)



left hand	23 7/8"	23 1/2"	48 5/16"	Y	AT3SLH5024WWL	2,298.	2,412.	2,537.
right hand	23 7/8"	23 1/2"	48 5/16"	Y	AT3SRH5024WWL	2,298.	2,412.	2,537.

Order Code

Example:	AT3SBLH5724BBFL-NJ
AT3	Series 2 Steel Front
SB	Side Access Bookcase
LH	Left Hand Access
57	57" High
24	24" Wide
B	Box Drawer
B	Box Drawer
F	File Drawer
L	Locking
NJ	Medium Grey paint finish

Specification Information

For non-locking towers, deduct as follows from the list price for each unit: Deduct \$30 for (1) lock unit, \$60 for (2) lock unit, and \$75 for a (3) lock unit. Substitute the "L" suffix with an "N" within the pattern number to designate a non-locking unit, example (AT3SLH6424BBFN)

"M" drawers consisting of a box drawer body with a file drawer head are available by substituting any two "B" or any one "F" character within the pattern number, example (AT3SLH6424MFN). Multiple "M" drawers may be specified providing they equal the total modules available.

A 6" drawer, behind a cupboard door is available by adding the numeral 1 to the end of the pattern number, example (AT3SLH6424BBFL1)

- 15" w Side Access and Display towers include (1) lock.
- Single door towers, double door towers, 24" w and 30" w Side Access and Display towers include (2) locks. (Except full-height doors which include (1) lock)
- Front Access (only) towers with wardrobe include (3) locks. (Except full-height doors with wardrobe which include (2) locks)

Note: 6" drawer behind doors are not available within the wardrobe portion of towers. Drawers behind doors are painted black.

Note: Drawer behind door list pricing is as follows: 1=\$255

Application Notes

Hanging rails and other accessories are not included and must be ordered separately. Hanging rails are included with 24" and 30" wide lateral drawers only. (See *Tower Accessories for pricing and order entry information*)

Half depth adjustable shelves and coat hooks may be ordered separately allowing the cupboard area of the 15", 24" and 30" wide towers to support binders as well as shorter coats. (See *Tower Accessories for pricing and order entry information*)

Critical Dimensions

Dimensions under, **w**, **d** and **h** are actual to the nearest 1/16"

50", 57" and 64" Tower Internal Dimensions

- Box and M drawer height: 4 5/16"
- Box and M drawer width: 12 1/16"
- Box and M drawer depth: 18 3/8"
- File drawer height: 9 1/4"
- File drawer width: 12 1/16"
- File drawer depth: 18 3/8"
- Wide drawer height: 9 7/16"
- Wide drawer width: 20 3/4"
- Wide drawer depth: 22 7/8"


Note: All towers are configured from the top down with standard combinations of box and file drawers.

Storage Towers Currents Front

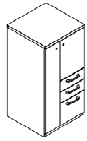
24" Wide Storage Towers

50" High


description	type	w	d	h	lock	pattern no.	P1	P2	P3
50" High Single Door tower with wide drawer (left hand shown)	left hand	23 ⁷ / ₈ "	23 ¹ / ₂ "	48 ⁵ / ₁₆ "	Y	AT3SLH5024WVL	\$1,926.	\$2,020.	\$2,121.
	right hand	23 ⁷ / ₈ "	23 ¹ / ₂ "	48 ⁵ / ₁₆ "	Y	AT3SRH5024WVL	1,926.	2,020.	2,121.



50" High tower with two box and one file drawer and door and wardrobe (left hand shown)	left hand	23 ⁷ / ₈ "	23 ¹ / ₂ "	48 ⁵ / ₁₆ "	Y	AT3WSLH5024BBFL	2,699.	2,835.	2,978.
	right hand	23 ⁷ / ₈ "	23 ¹ / ₂ "	48 ⁵ / ₁₆ "	Y	AT3WSRH5024BBFL	2,699.	2,835.	2,978.



50" High tower with two file drawers and door and wardrobe (left hand shown)	left hand	23 ⁷ / ₈ "	23 ¹ / ₂ "	48 ⁵ / ₁₆ "	Y	AT3WSLH5024FFL	2,208.	2,319.	2,436.
	right hand	23 ⁷ / ₈ "	23 ¹ / ₂ "	48 ⁵ / ₁₆ "	Y	AT3WSRH5024FFL	2,208.	2,319.	2,436.



Order Code	Specification Information
Example: AT3SBLH5724BBFL-NJ	
AT3 Series 2 Steel Front	
SB Side Access Bookcase	
LH Left Hand Access	
57 57" High	
24 24" Wide	
B Box Drawer	
B Box Drawer	
F File Drawer	
L Locking	
NJ Medium Grey paint finish	

Specification Information

For non-locking towers, deduct as follows from the list price for each unit: Deduct \$30 for (1) lock unit, \$60 for (2) lock unit, and \$75 for a (3) lock unit. Substitute the "L" suffix with an "N" within the pattern number to designate a non-locking unit, example (AT3SLH6424BBFN)

"M" drawers consisting of a box drawer body with a file drawer head are available by substituting any two "B" or any one "F" character within the pattern number, example (AT3SLH6424MFN). Multiple "M" drawers may be specified providing they equal the total modules available.

A 6" drawer, behind a cupboard door is available by adding the numeral 1 to the end of the pattern number, example (AT3SLH6424BBFL1)

- 15" w Side Access and Display towers include (1) lock.
- Single door towers, double door towers, 24" w and 30" w Side Access and Display towers include (2) locks. (Except full-height doors which include (1) lock)
- Front Access (only) towers with wardrobe include (3) locks. (Except full-height doors with wardrobe which include (2) locks)

Note: 6" drawer behind doors are not available within the wardrobe portion of towers. Drawers behind doors are painted black.

Note: Drawer behind door list pricing is as follows: 1=\$255

Application Notes

Hanging rails and other accessories are not included and must be ordered separately. Hanging rails are included with 24" and 30" wide lateral drawers only. (See *Tower Accessories for pricing and order entry information*)

Half depth adjustable shelves and coat hooks may be ordered separately allowing the cupboard area of the 15", 24" and 30" wide towers to support binders as well as shorter coats. (See *Tower Accessories for pricing and order entry information*)

Critical Dimensions

Dimensions under, **w**, **d** and **h** are actual to the nearest ¹/₁₆"

50", 57" and 64" Tower Internal Dimensions

- Box and M drawer height: 4⁵/₁₆"
- Box and M drawer width: 12¹/₁₆"
- Box and M drawer depth: 18³/₈"
- File drawer height: 9¹/₄"
- File drawer width: 12¹/₁₆"
- File drawer depth: 18³/₈"
- Wide drawer height: 9⁷/₁₆"
- Wide drawer width: 20³/₄"
- Wide drawer depth: 22⁷/₈"

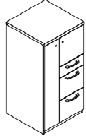
Note: All towers are configured from the top down with standard combinations of box and file drawers.

Storage Towers Currents Front


24" Wide Storage Towers

50" High


description	type	w	d	h	lock	pattern no.	P1	P2	P3
50" High tower with one box and two file drawers and door and wardrobe (left hand shown)	left hand	23 ⁷ / ₈ "	23 ¹ / ₂ "	48 ⁵ / ₁₆ "	Y	AT3WSLH5024BBFFL	\$2,632.	\$2,765.	\$2,904.
	right hand	23 ⁷ / ₈ "	23 ¹ / ₂ "	48 ⁵ / ₁₆ "	Y	AT3WSRH5024BBFFL	2,632.	2,765.	2,904.



50" High tower with three file drawers and door and wardrobe (left hand shown)	left hand	23 ⁷ / ₈ "	23 ¹ / ₂ "	48 ⁵ / ₁₆ "	Y	AT3WSLH5024FFFL	2,651.	2,782.	2,921.
	right hand	23 ⁷ / ₈ "	23 ¹ / ₂ "	48 ⁵ / ₁₆ "	Y	AT3WSRH5024FFFL	2,651.	2,782.	2,921.



50" High tower with two box and two file drawers and door and wardrobe (left hand shown)	left hand	23 ⁷ / ₈ "	23 ¹ / ₂ "	48 ⁵ / ₁₆ "	Y	AT3WSLH5024BBFFL	2,893.	3,034.	3,186.
	right hand	23 ⁷ / ₈ "	23 ¹ / ₂ "	48 ⁵ / ₁₆ "	Y	AT3WSRH5024BBFFL	2,893.	3,034.	3,186.



Order Code	Specification Information
Example: AT3SBLH5724BBFL-NJ	
AT3 Series 2 Steel Front	
SB Side Access Bookcase	
LH Left Hand Access	
57 57" High	
24 24" Wide	
B Box Drawer	
B Box Drawer	
F File Drawer	
L Locking	
NJ Medium Grey paint finish	

Specification Information

For non-locking towers, deduct as follows from the list price for each unit: Deduct \$30 for (1) lock unit, \$60 for (2) lock unit, and \$75 for a (3) lock unit. Substitute the "L" suffix with an "N" within the pattern number to designate a non-locking unit, example (AT3SLH6424BBFN)

"M" drawers consisting of a box drawer body with a file drawer head are available by substituting any two "B" or any one "F" character within the pattern number, example (AT3SLH6424MFN). Multiple "M" drawers may be specified providing they equal the total modules available.

A 6" drawer, behind a cupboard door is available by adding the numeral 1 to the end of the pattern number, example (AT3SLH6424BBFL1)

- 15" w Side Access and Display towers include (1) lock.
- Single door towers, double door towers, 24" w and 30" w Side Access and Display towers include (2) locks. (Except full-height doors which include (1) lock)
- Front Access (only) towers with wardrobe include (3) locks. (Except full-height doors with wardrobe which include (2) locks)

Note: 6" drawer behind doors are not available within the wardrobe portion of towers. Drawers behind doors are painted black.

Note: Drawer behind door list pricing is as follows: 1=\$255

Application Notes

Hanging rails and other accessories are not included and must be ordered separately. Hanging rails are included with 24" and 30" wide lateral drawers only. (See *Tower Accessories for pricing and order entry information*)

Half depth adjustable shelves and coat hooks may be ordered separately allowing the cupboard area of the 15", 24" and 30" wide towers to support binders as well as shorter coats. (See *Tower Accessories for pricing and order entry information*)

Critical Dimensions

Dimensions under, **w**, **d** and **h** are actual to the nearest ¹/₁₆"

50", 57" and 64" Tower Internal Dimensions

- Box and M drawer height: 4⁵/₁₆"
- Box and M drawer width: 12¹/₁₆"
- Box and M drawer depth: 18³/₈"
- File drawer height: 9¹/₄"
- File drawer width: 12¹/₁₆"
- File drawer depth: 18³/₈"
- Wide drawer height: 9³/₁₆"
- Wide drawer width: 20³/₄"
- Wide drawer depth: 22⁷/₈"

Note: All towers are configured from the top down with standard combinations of box and file drawers.

Storage Towers Currents Front

24" Wide Storage Towers

50" High

description	type	w	d	h	lock	pattern no.	P1	P2	P3
50" High Side Access Bookcase with two box and one file drawer with wardrobe (left hand shown)	left hand	23 7/8"	23 1/2"	48 5/16"	Y	AT3WSBLH5024BBFL	\$2,753.	\$2,893.	\$3,034.



50" High Side Access Bookcase with two file drawers with wardrobe (left hand shown)	left hand	23 7/8"	23 1/2"	48 5/16"	Y	AT3WSBLH5024FFL	2,651.	2,782.	2,921.
	right hand	23 7/8"	23 1/2"	48 5/16"	Y	AT3WSBRH5024FFL	2,651.	2,782.	2,921.



Order Code	Specification Information
Example: AT3SBLH5724BBFL-NJ	
AT3 Series 2 Steel Front	
SB Side Access Bookcase	
LH Left Hand Access	
57 57" High	
24 24" Wide	
B Box Drawer	
B Box Drawer	
F File Drawer	
L Locking	
NJ Medium Grey paint finish	

Specification Information

For non-locking towers, deduct as follows from the list price for each unit: Deduct \$30 for (1) lock unit, \$60 for (2) lock unit, and \$75 for a (3) lock unit. Substitute the "L" suffix with an "N" within the pattern number to designate a non-locking unit, example (AT3SLH6424BBFN)

"M" drawers consisting of a box drawer body with a file drawer head are available by substituting any two "B" or any one "F" character within the pattern number, example (AT3SLH6424MFN). Multiple "M" drawers may be specified providing they equal the total modules available.

A 6" drawer, behind a cupboard door is available by adding the numeral 1 to the end of the pattern number, example (AT3SLH6424BBFL1)

- 15" w Side Access and Display towers include (1) lock.
- Single door towers, double door towers, 24" w and 30" w Side Access and Display towers include (2) locks. (Except full-height doors which include (1) lock)
- Front Access (only) towers with wardrobe include (3) locks. (Except full-height doors with wardrobe which include (2) locks)

Note: 6" drawer behind doors are not available within the wardrobe portion of towers. Drawers behind doors are painted black.

Note: Drawer behind door list pricing is as follows: 1=\$255

Application Notes

Hanging rails and other accessories are not included and must be ordered separately. Hanging rails are included with 24" and 30" wide lateral drawers only. (See *Tower Accessories for pricing and order entry information*)

Half depth adjustable shelves and coat hooks may be ordered separately allowing the cupboard area of the 15", 24" and 30" wide towers to support binders as well as shorter coats. (See *Tower Accessories for pricing and order entry information*)

Critical Dimensions

Dimensions under, **w**, **d** and **h** are actual to the nearest 1/16"

50", 57" and 64" Tower Internal Dimensions

- Box and M drawer height: 4 5/16"
- Box and M drawer width: 12 1/16"
- Box and M drawer depth: 18 3/8"
- File drawer height: 9 1/4"
- File drawer width: 12 1/16"
- File drawer depth: 18 3/8"
- Wide drawer height: 9 7/16"
- Wide drawer width: 20 3/4"
- Wide drawer depth: 22 7/8"

Note: All towers are configured from the top down with standard combinations of box and file drawers.

Storage Towers Currents Front

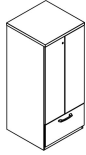
24" Wide Storage Towers

57" High

Series 2 Storage

description	type	w	d	h	lock	pattern no.	P1	P2	P3
-------------	------	---	---	---	------	-------------	----	----	----

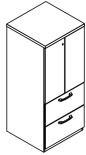
57" High Double Door tower with one wide drawer



		23 ⁷ / ₈ "	23 ¹ / ₂ "	56 ³ / ₁₆ "	Y	AT3D5724WL	\$2,369.	\$2,723.	\$2,841.
--	--	----------------------------------	----------------------------------	-----------------------------------	---	-------------------	----------	----------	----------

24" and 30" wide double door cabinets may be ordered with a grommet option located in the back of the case by adding a "G" between the 4th and 5th character of the pattern number, example (AT3D**G**6424WL). Add \$100 for this option.**Note:** By adding a "G" option, the cabinet will also receive AV hinged doors.

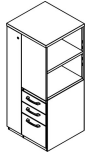
57" High Double Door tower with two wide drawers



		23 ⁷ / ₈ "	23 ¹ / ₂ "	56 ³ / ₁₆ "	Y	AT3D5724WWL	2,792.	3,212.	3,348.
--	--	----------------------------------	----------------------------------	-----------------------------------	---	--------------------	--------	--------	--------

24" and 30" wide double door cabinets may be ordered with a grommet option located in the back of the case by adding a "G" between the 4th and 5th character of the pattern number, example (AT3D**G**6424WL). Add \$100 for this option.**Note:** By adding a "G" option, the cabinet will also receive AV hinged doors.

57" High Side Access Bookcase with two box and one file drawer with wardrobe (left hand shown)



left hand	23 ⁷ / ₈ "	23 ¹ / ₂ "	57 ³ / ₁₆ "	Y	AT3WSBLH5724BBFL	2,863.	3,292.	3,434.
right hand	23 ⁷ / ₈ "	23 ¹ / ₂ "	57 ³ / ₁₆ "	Y	AT3WSBRH5724BBFL	2,863.	3,292.	3,434.

Order Code

Example:	AT3SBLH5724BBFL-NJ
AT3	Series 2 Steel Front
SB	Side Access Bookcase
LH	Left Hand Access
57	57" High
24	24" Wide
B	Box Drawer
B	Box Drawer
F	File Drawer
L	Locking
NJ	Medium Grey paint finish

Specification Information

For non-locking towers, deduct as follows from the list price for each unit: Deduct \$30 for (1) lock unit, \$60 for (2) lock unit, and \$75 for a (3) lock unit. Substitute the "L" suffix with an "N" within the pattern number to designate a non-locking unit, example (AT3SLH6424BBFN)

"M" drawers consisting of a box drawer body with a file drawer head are available by substituting any two "B" or any one "F" character within the pattern number, example (AT3SLH6424**MFN**). Multiple "M" drawers may be specified providing they equal the total modules available.

A 6" drawer, behind a cupboard door is available by adding the numeral 1 to the end of the pattern number, example (AT3SLH6424BBFL**1**)

- 15" w Side Access and Display towers include (1) lock.
- Single door towers, double door towers, 24" w and 30" w Side Access and Display towers include (2) locks. (Except full-height doors which include (1) lock)
- Front Access (only) towers with wardrobe include (3) locks. (Except full-height doors with wardrobe which include (2) locks)

Note: 6" drawer behind doors are not available within the wardrobe portion of towers. Drawers behind doors are painted black.

Note: Drawer behind door list pricing is as follows: 1=\$255

Application Notes

Hanging rails and other accessories are not included and must be ordered separately. Hanging rails are included with 24" and 30" wide lateral drawers only. (See *Tower Accessories for pricing and order entry information*)

Half depth adjustable shelves and coat hooks may be ordered separately allowing the cupboard area of the 15", 24" and 30" wide towers to support binders as well as shorter coats. (See *Tower Accessories for pricing and order entry information*)

Critical Dimensions

Dimensions under, **w**, **d** and **h** are actual to the nearest ¹/₁₆"

50", 57" and 64" Tower Internal Dimensions

- Box and M drawer height: 4⁵/₁₆"
- Box and M drawer width: 12¹/₁₆"
- Box and M drawer depth: 18³/₈"
- File drawer height: 9¹/₄"
- File drawer width: 12¹/₁₆"
- File drawer depth: 18³/₈"
- Wide drawer height: 9⁹/₁₆"
- Wide drawer width: 20³/₄"
- Wide drawer depth: 22⁷/₈"

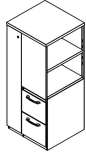
Note: All towers are configured from the top down with standard combinations of box and file drawers.

Storage Towers Currents Front

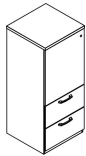
24" Wide Storage Towers

57" High

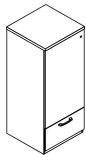
description	type	w	d	h	lock	pattern no.	P1	P2	P3
57" High Side Access Bookcase with two file drawers with wardrobe (left hand shown)	left hand	23 ⁷ / ₈ "	23 ¹ / ₂ "	56 ³ / ₁₆ "	Y	AT3WSBLH5724FFL	\$2,761.	\$3,173.	\$3,309.
	right hand	23 ⁷ / ₈ "	23 ¹ / ₂ "	56 ³ / ₁₆ "	Y	AT3WSBRH5724FFL	2,761.	3,173.	3,309.



57" High Single Door tower with two wide drawers (left hand shown)	left hand	23 ⁷ / ₈ "	23 ¹ / ₂ "	56 ³ / ₁₆ "	Y	AT3SLH5724WWL	2,356.	2,710.	2,826.
	right hand	23 ⁷ / ₈ "	23 ¹ / ₂ "	56 ³ / ₁₆ "	Y	AT3SRH5724WWL	2,356.	2,710.	2,826.



57" High Single Door tower with wide drawer (left hand shown)	left hand	23 ⁷ / ₈ "	23 ¹ / ₂ "	56 ³ / ₁₆ "	Y	AT3SLH5724WL	1,998.	2,296.	2,396.
	right hand	23 ⁷ / ₈ "	23 ¹ / ₂ "	56 ³ / ₁₆ "	Y	AT3SRH5724WL	1,998.	2,296.	2,396.



Order Code	Specification Information
Example: AT3SBLH5724BBFL-NJ	
AT3 Series 2 Steel Front	
SB Side Access Bookcase	
LH Left Hand Access	
57 57" High	
24 24" Wide	
B Box Drawer	
B Box Drawer	
F File Drawer	
L Locking	
NJ Medium Grey paint finish	

Specification Information

For non-locking towers, deduct as follows from the list price for each unit: Deduct \$30 for (1) lock unit, \$60 for (2) lock unit, and \$75 for a (3) lock unit. Substitute the "L" suffix with an "N" within the pattern number to designate a non-locking unit, example (AT3SLH6424BBFN)

"M" drawers consisting of a box drawer body with a file drawer head are available by substituting any two "B" or any one "F" character within the pattern number, example (AT3SLH6424MFN). Multiple "M" drawers may be specified providing they equal the total modules available.

A 6" drawer, behind a cupboard door is available by adding the numeral 1 to the end of the pattern number, example (AT3SLH6424BBFL1)

- 15" w Side Access and Display towers include (1) lock.
- Single door towers, double door towers, 24" w and 30" w Side Access and Display towers include (2) locks. (Except full-height doors which include (1) lock)
- Front Access (only) towers with wardrobe include (3) locks. (Except full-height doors with wardrobe which include (2) locks)

Note: 6" drawer behind doors are not available within the wardrobe portion of towers. Drawers behind doors are painted black.

Note: Drawer behind door list pricing is as follows: 1=\$255

Application Notes

Hanging rails and other accessories are not included and must be ordered separately. Hanging rails are included with 24" and 30" wide lateral drawers only. (See *Tower Accessories for pricing and order entry information*)

Half depth adjustable shelves and coat hooks may be ordered separately allowing the cupboard area of the 15", 24" and 30" wide towers to support binders as well as shorter coats. (See *Tower Accessories for pricing and order entry information*)

Critical Dimensions

Dimensions under, **w**, **d** and **h** are actual to the nearest ¹/₁₆"

50", 57" and 64" Tower Internal Dimensions

- Box and M drawer height: 4⁵/₁₆"
- Box and M drawer width: 12¹/₁₆"
- Box and M drawer depth: 18³/₈"
- File drawer height: 9¹/₄"
- File drawer width: 12¹/₁₆"
- File drawer depth: 18³/₈"
- Wide drawer height: 9⁷/₁₆"
- Wide drawer width: 20³/₄"
- Wide drawer depth: 22⁷/₈"

Note: All towers are configured from the top down with standard combinations of box and file drawers.

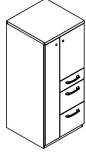
Storage Towers Currents Front

24" Wide Storage Towers

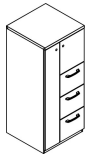
57" High

Series 2 Storage

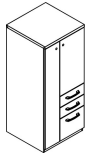
description	type	w	d	h	lock	pattern no.	P1	P2	P3
57" High tower with one box and two file drawers and door and wardrobe (left hand shown)	left hand	23 ⁷ / ₈ "	23 ¹ / ₂ "	56 ³ / ₁₆ "	Y	AT3WSLH5724BFFL	\$2,714.	\$3,120.	\$3,252.
	left hand	29 ⁷ / ₈ "	23 ¹ / ₂ "	56 ³ / ₁₆ "	Y	AT3WSLH5730BFFL	2,785.	3,202.	3,340.
	right hand	23 ⁷ / ₈ "	23 ¹ / ₂ "	56 ³ / ₁₆ "	Y	AT3WSRH5724BFFL	2,714.	3,120.	3,252.
	right hand	29 ⁷ / ₈ "	23 ¹ / ₂ "	56 ³ / ₁₆ "	Y	AT3WSRH5730BFFL	2,785.	3,202.	3,340.



57" High tower with three file drawers and door and wardrobe (left hand shown)	left hand	23 ⁷ / ₈ "	23 ¹ / ₂ "	56 ³ / ₁₆ "	Y	AT3WSLH5724FFFL	2,714.	3,121.	3,252.
	right hand	23 ⁷ / ₈ "	23 ¹ / ₂ "	56 ³ / ₁₆ "	Y	AT3WSRH5724FFFL	2,714.	3,121.	3,252.



57" High tower with two box and one file drawer and door and wardrobe (left hand shown)	left hand	23 ⁷ / ₈ "	23 ¹ / ₂ "	56 ³ / ₁₆ "	Y	AT3WSLH5724BBFL	2,801.	3,220.	3,359.
	right hand	23 ⁷ / ₈ "	23 ¹ / ₂ "	56 ³ / ₁₆ "	Y	AT3WSRH5724BBFL	2,801.	3,220.	3,359.



Order Code	Specification Information
Example: AT3SBLH5724BBFL-NJ	
AT3 Series 2 Steel Front	
SB Side Access Bookcase	
LH Left Hand Access	
57 57" High	
24 24" Wide	
B Box Drawer	
B Box Drawer	
F File Drawer	
L Locking	
NJ Medium Grey paint finish	

Specification Information

For non-locking towers, deduct as follows from the list price for each unit: Deduct \$30 for (1) lock unit, \$60 for (2) lock unit, and \$75 for a (3) lock unit. Substitute the "L" suffix with an "N" within the pattern number to designate a non-locking unit, example (AT3SLH6424BBFN)

"M" drawers consisting of a box drawer body with a file drawer head are available by substituting any two "B" or any one "F" character within the pattern number, example (AT3SLH6424MFN). Multiple "M" drawers may be specified providing they equal the total modules available.

A 6" drawer, behind a cupboard door is available by adding the numeral 1 to the end of the pattern number, example (AT3SLH6424BBFL1)

- 15" w Side Access and Display towers include (1) lock.
- Single door towers, double door towers, 24" w and 30" w Side Access and Display towers include (2) locks. (Except full-height doors which include (1) lock)
- Front Access (only) towers with wardrobe include (3) locks. (Except full-height doors with wardrobe which include (2) locks)

Note: 6" drawer behind doors are not available within the wardrobe portion of towers. Drawers behind doors are painted black.

Note: Drawer behind door list pricing is as follows: 1=\$255

Application Notes

Hanging rails and other accessories are not included and must be ordered separately. Hanging rails are included with 24" and 30" wide lateral drawers only. (See *Tower Accessories for pricing and order entry information*)

Half depth adjustable shelves and coat hooks may be ordered separately allowing the cupboard area of the 15", 24" and 30" wide towers to support binders as well as shorter coats. (See *Tower Accessories for pricing and order entry information*)

Critical Dimensions

Dimensions under, **w**, **d** and **h** are actual to the nearest ¹/₁₆"

50", 57" and 64" Tower Internal Dimensions

- Box and M drawer height: 4⁵/₁₆"
- Box and M drawer width: 12¹/₁₆"
- Box and M drawer depth: 18³/₈"
- File drawer height: 9¹/₄"
- File drawer width: 12¹/₁₆"
- File drawer depth: 18³/₈"
- Wide drawer height: 9⁷/₁₆"
- Wide drawer width: 20³/₄"
- Wide drawer depth: 22⁷/₈"

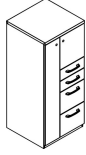
Note: All towers are configured from the top down with standard combinations of box and file drawers.

Storage Towers Currents Front

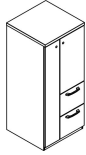
24" Wide Storage Towers

57" High

description	type	w	d	h	lock	pattern no.	P1	P2	P3
57" High tower with two box and two file drawers and door and wardrobe (left hand shown)	left hand	23 ⁷ / ₈ "	23 ¹ / ₂ "	56 ³ / ₁₆ "	Y	AT3WSLH5724BBFFL	\$2,955.	\$3,398.	\$3,544.
	right hand	23 ⁷ / ₈ "	23 ¹ / ₂ "	56 ³ / ₁₆ "	Y	AT3WSRH5724BBFFL	2,955.	3,398.	3,544.



57" High tower with two file drawers and door and wardrobe (left hand shown)	left hand	23 ⁷ / ₈ "	23 ¹ / ₂ "	56 ³ / ₁₆ "	Y	AT3WSLH5724FFL	2,278.	2,619.	2,730.
	right hand	23 ⁷ / ₈ "	23 ¹ / ₂ "	56 ³ / ₁₆ "	Y	AT3WSRH5724FFL	2,278.	2,619.	2,730.



Order Code	Specification Information
Example: AT3SBLH5724BBFL-NJ	
AT3 Series 2 Steel Front	
SB Side Access Bookcase	
LH Left Hand Access	
57 57" High	
24 24" Wide	
B Box Drawer	
B Box Drawer	
F File Drawer	
L Locking	
NJ Medium Grey paint finish	

Specification Information

For non-locking towers, deduct as follows from the list price for each unit: Deduct \$30 for (1) lock unit, \$60 for (2) lock unit, and \$75 for a (3) lock unit. Substitute the "L" suffix with an "N" within the pattern number to designate a non-locking unit, example (AT3SLH6424BBFN)

"M" drawers consisting of a box drawer body with a file drawer head are available by substituting any two "B" or any one "F" character within the pattern number, example (AT3SLH6424MFN). Multiple "M" drawers may be specified providing they equal the total modules available.

A 6" drawer, behind a cupboard door is available by adding the numeral 1 to the end of the pattern number, example (AT3SLH6424BBFL1)

- 15" w Side Access and Display towers include (1) lock.
- Single door towers, double door towers, 24" w and 30" w Side Access and Display towers include (2) locks. (Except full-height doors which include (1) lock)
- Front Access (only) towers with wardrobe include (3) locks. (Except full-height doors with wardrobe which include (2) locks)

Note: 6" drawer behind doors are not available within the wardrobe portion of towers. Drawers behind doors are painted black.

Note: Drawer behind door list pricing is as follows: 1=\$255

Application Notes

Hanging rails and other accessories are not included and must be ordered separately. Hanging rails are included with 24" and 30" wide lateral drawers only. (See *Tower Accessories for pricing and order entry information*)

Half depth adjustable shelves and coat hooks may be ordered separately allowing the cupboard area of the 15", 24" and 30" wide towers to support binders as well as shorter coats. (See *Tower Accessories for pricing and order entry information*)

Critical Dimensions

Dimensions under, **w**, **d** and **h** are actual to the nearest ¹/₁₆"

50", 57" and 64" Tower Internal Dimensions

- Box and M drawer height: 4⁵/₁₆"
- Box and M drawer width: 12¹/₁₆"
- Box and M drawer depth: 18³/₈"
- File drawer height: 9¹/₄"
- File drawer width: 12¹/₁₆"
- File drawer depth: 18³/₈"
- Wide drawer height: 9³/₁₆"
- Wide drawer width: 20³/₄"
- Wide drawer depth: 22⁷/₈"

Note: All towers are configured from the top down with standard combinations of box and file drawers.

Storage Towers Currents Front


24" Wide Storage Towers

64" High

Series 2 Storage


description	type	w	d	h	lock	pattern no.	P1	P2	P3
-------------	------	---	---	---	------	-------------	----	----	----

64" High Double Door tower with one wide drawer




24" and 30" wide double door cabinets may be ordered with a grommet option located in the back of the case by adding a "G" between the 4th and 5th character of the pattern number, example (AT3D**G**6424WL). Add \$100 for this option.**Note:** By adding a "G" option, the cabinet will also receive AV hinged doors.

64" High Double Door tower with two wide drawers



24" and 30" wide double door cabinets may be ordered with a grommet option located in the back of the case by adding a "G" between the 4th and 5th character of the pattern number, example (AT3D**G**6424WL). Add \$100 for this option.**Note:** By adding a "G" option, the cabinet will also receive AV hinged doors.

64" High Single Door tower with wide drawer (left hand shown)



left hand	23 7/8"	23 1/2"	63 5/16"	Y	AT3SLH6424WL	2,070.	2,173.	2,282.
right hand	23 7/8"	23 1/2"	63 5/16"	Y	AT3SRH6424WL	2,070.	2,173.	2,282.

Order Code

Example:	AT3SBLH5724BBFL-NJ
AT3	Series 2 Steel Front
SB	Side Access Bookcase
LH	Left Hand Access
57	57" High
24	24" Wide
B	Box Drawer
B	Box Drawer
F	File Drawer
L	Locking
NJ	Medium Grey paint finish

Specification Information

For non-locking towers, deduct as follows from the list price for each unit: Deduct \$30 for (1) lock unit, \$60 for (2) lock unit, and \$75 for a (3) lock unit. Substitute the "L" suffix with an "N" within the pattern number to designate a non-locking unit, example (AT3SLH6424BBFN)

"M" drawers consisting of a box drawer body with a file drawer head are available by substituting any two "B" or any one "F" character within the pattern number, example (AT3SLH6424MFN). Multiple "M" drawers may be specified providing they equal the total modules available.

A 6" drawer, behind a cupboard door is available by adding the numeral 1 to the end of the pattern number, example (AT3SLH6424BBFL1)

- 15" w Side Access and Display towers include (1) lock.
- Single door towers, double door towers, 24" w and 30" w Side Access and Display towers include (2) locks. (Except full-height doors which include (1) lock)
- Front Access (only) towers with wardrobe include (3) locks. (Except full-height doors with wardrobe which include (2) locks)

Note: 6" drawer behind doors are not available within the wardrobe portion of towers. Drawers behind doors are painted black.

Note: Drawer behind door list pricing is as follows: 1=\$255

Application Notes

Hanging rails and other accessories are not included and must be ordered separately. Hanging rails are included with 24" and 30" wide lateral drawers only. (See *Tower Accessories for pricing and order entry information*)

Half depth adjustable shelves and coat hooks may be ordered separately allowing the cupboard area of the 15", 24" and 30" wide towers to support binders as well as shorter coats. (See *Tower Accessories for pricing and order entry information*)

Critical Dimensions

Dimensions under, **w**, **d** and **h** are actual to the nearest 1/16"

50", 57" and 64" Tower Internal Dimensions

- Box and M drawer height: 4 5/16"
- Box and M drawer width: 12 1/16"
- Box and M drawer depth: 18 3/8"
- File drawer height: 9 1/4"
- File drawer width: 12 1/16"
- File drawer depth: 18 3/8"
- Wide drawer height: 9 9/16"
- Wide drawer width: 20 3/4"
- Wide drawer depth: 22 7/8"

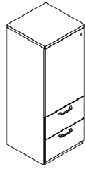
Note: All towers are configured from the top down with standard combinations of box and file drawers.

Storage Towers Currents Front

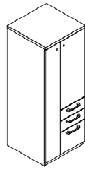
24" Wide Storage Towers

64" High

description	type	w	d	h	lock	pattern no.	P1	P2	P3
64" High Single Door tower with two wide drawers (left hand shown)	left hand	23 7/8"	23 1/2"	63 5/16"	Y	AT3SLH6424WWL	\$2,387.	\$2,506.	\$2,631.
	right hand	23 7/8"	23 1/2"	63 5/16"	Y	AT3SRH6424WWL	2,387.	2,506.	2,631.



64" High tower with two box and one file drawer and door and wardrobe (left hand shown)	left hand	23 7/8"	23 1/2"	63 5/16"	Y	AT3WSLH6424BBFL	2,879.	3,023.	3,173.
	right hand	23 7/8"	23 1/2"	63 5/16"	Y	AT3WSRH6424BBFL	2,879.	3,023.	3,173.



Order Code	Specification Information
Example: AT3SBLH5724BBFL-NJ	
AT3 Series 2 Steel Front	
SB Side Access Bookcase	
LH Left Hand Access	
57 57" High	
24 24" Wide	
B Box Drawer	
B Box Drawer	
F File Drawer	
L Locking	
NJ Medium Grey paint finish	

Specification Information

For non-locking towers, deduct as follows from the list price for each unit: Deduct \$30 for (1) lock unit, \$60 for (2) lock unit, and \$75 for a (3) lock unit. Substitute the "L" suffix with an "N" within the pattern number to designate a non-locking unit, example (AT3SLH6424BBFN)

"M" drawers consisting of a box drawer body with a file drawer head are available by substituting any two "B" or any one "F" character within the pattern number, example (AT3SLH6424MFN). Multiple "M" drawers may be specified providing they equal the total modules available.

A 6" drawer, behind a cupboard door is available by adding the numeral 1 to the end of the pattern number, example (AT3SLH6424BBFL1)

- 15" w Side Access and Display towers include (1) lock.
- Single door towers, double door towers, 24" w and 30" w Side Access and Display towers include (2) locks. (Except full-height doors which include (1) lock)
- Front Access (only) towers with wardrobe include (3) locks. (Except full-height doors with wardrobe which include (2) locks)

Note: 6" drawer behind doors are not available within the wardrobe portion of towers. Drawers behind doors are painted black.

Note: Drawer behind door list pricing is as follows: 1=\$255

Application Notes

Hanging rails and other accessories are not included and must be ordered separately. Hanging rails are included with 24" and 30" wide lateral drawers only. (See *Tower Accessories for pricing and order entry information*)

Half depth adjustable shelves and coat hooks may be ordered separately allowing the cupboard area of the 15", 24" and 30" wide towers to support binders as well as shorter coats. (See *Tower Accessories for pricing and order entry information*)

Critical Dimensions

Dimensions under, **w**, **d** and **h** are actual to the nearest 1/16"

50", 57" and 64" Tower Internal Dimensions

- Box and M drawer height: 4 5/16"
- Box and M drawer width: 12 1/16"
- Box and M drawer depth: 18 3/8"
- File drawer height: 9 1/4"
- File drawer width: 12 1/16"
- File drawer depth: 18 3/8"
- Wide drawer height: 9 7/16"
- Wide drawer width: 20 3/4"
- Wide drawer depth: 22 7/8"

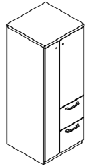
Note: All towers are configured from the top down with standard combinations of box and file drawers.

Storage Towers Currents Front

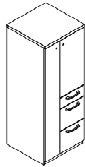
24" Wide Storage Towers

64" High

description	type	w	d	h	lock	pattern no.	P1	P2	P3
64" High tower with two file drawers and door and wardrobe (left hand shown)	left hand	23 ⁷ / ₈ "	23 ¹ / ₂ "	63 ⁵ / ₁₆ "	Y	AT3WSLH6424FFL	\$2,343.	\$2,461.	\$2,583.
	right hand	23 ⁷ / ₈ "	23 ¹ / ₂ "	63 ⁵ / ₁₆ "	Y	AT3WSRH6424FFL	2,343.	2,461.	2,583.



64" High tower with one box and two file drawers and door and wardrobe (left hand shown)	left hand	23 ⁷ / ₈ "	23 ¹ / ₂ "	63 ⁵ / ₁₆ "	Y	AT3WSLH6424BFLL	2,792.	2,933.	3,078.
	right hand	23 ⁷ / ₈ "	23 ¹ / ₂ "	63 ⁵ / ₁₆ "	Y	AT3WSRH6424BFLL	2,792.	2,933.	3,078.



Order Code	Specification Information
Example: AT3SBLH5724BBFL-NJ	
AT3 Series 2 Steel Front	
SB Side Access Bookcase	
LH Left Hand Access	
57 57" High	
24 24" Wide	
B Box Drawer	
B Box Drawer	
F File Drawer	
L Locking	
NJ Medium Grey paint finish	

Specification Information

For non-locking towers, deduct as follows from the list price for each unit: Deduct \$30 for (1) lock unit, \$60 for (2) lock unit, and \$75 for a (3) lock unit. Substitute the "L" suffix with an "N" within the pattern number to designate a non-locking unit, example (AT3SLH6424BBFN)

"M" drawers consisting of a box drawer body with a file drawer head are available by substituting any two "B" or any one "F" character within the pattern number, example (AT3SLH6424MFN). Multiple "M" drawers may be specified providing they equal the total modules available.

A 6" drawer, behind a cupboard door is available by adding the numeral 1 to the end of the pattern number, example (AT3SLH6424BBFL1)

- 15" w Side Access and Display towers include (1) lock.
- Single door towers, double door towers, 24" w and 30" w Side Access and Display towers include (2) locks. (Except full-height doors which include (1) lock)
- Front Access (only) towers with wardrobe include (3) locks. (Except full-height doors with wardrobe which include (2) locks)

Note: 6" drawer behind doors are not available within the wardrobe portion of towers. Drawers behind doors are painted black.

Note: Drawer behind door list pricing is as follows: 1=\$255

Application Notes

Hanging rails and other accessories are not included and must be ordered separately. Hanging rails are included with 24" and 30" wide lateral drawers only. (See *Tower Accessories for pricing and order entry information*)

Half depth adjustable shelves and coat hooks may be ordered separately allowing the cupboard area of the 15", 24" and 30" wide towers to support binders as well as shorter coats. (See *Tower Accessories for pricing and order entry information*)

Critical Dimensions

Dimensions under, **w**, **d** and **h** are actual to the nearest ¹/₁₆"

50", 57" and 64" Tower Internal Dimensions

- Box and M drawer height: 4⁵/₁₆"
- Box and M drawer width: 12¹/₁₆"
- Box and M drawer depth: 18³/₈"
- File drawer height: 9¹/₄"
- File drawer width: 12¹/₁₆"
- File drawer depth: 18³/₈"
- Wide drawer height: 9³/₄"
- Wide drawer width: 20³/₄"
- Wide drawer depth: 22⁷/₈"

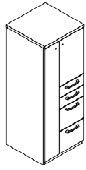
Note: All towers are configured from the top down with standard combinations of box and file drawers.

Storage Towers Currents Front

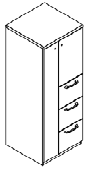
24" Wide Storage Towers

64" High

description	type	w	d	h	lock	pattern no.	P1	P2	P3
64" High tower with two box and two file drawers and door and wardrobe (left hand shown)	left hand	23 ⁷ / ₈ "	23 ¹ / ₂ "	63 ⁵ / ₁₆ "	Y	AT3WSLH6424BBFFL	\$3,016.	\$3,167.	\$3,326.
	right hand	23 ⁷ / ₈ "	23 ¹ / ₂ "	63 ⁵ / ₁₆ "	Y	AT3WSRH6424BBFFL	3,016.	3,167.	3,326.



64" High tower with three file drawers and door and wardrobe (left hand shown)	left hand	23 ⁷ / ₈ "	23 ¹ / ₂ "	63 ⁵ / ₁₆ "	Y	AT3WSLH6424FFFL	2,778.	2,916.	3,063.
	right hand	23 ⁷ / ₈ "	23 ¹ / ₂ "	63 ⁵ / ₁₆ "	Y	AT3WSRH6424FFFL	2,778.	2,916.	3,063.



Order Code	Specification Information
Example: AT3SBLH5724BBFL-NJ	
AT3 Series 2 Steel Front	
SB Side Access Bookcase	
LH Left Hand Access	
57 57" High	
24 24" Wide	
B Box Drawer	
B Box Drawer	
F File Drawer	
L Locking	
NJ Medium Grey paint finish	

Specification Information

For non-locking towers, deduct as follows from the list price for each unit: Deduct \$30 for (1) lock unit, \$60 for (2) lock unit, and \$75 for a (3) lock unit. Substitute the "L" suffix with an "N" within the pattern number to designate a non-locking unit, example (AT3SLH6424BBFN)

"M" drawers consisting of a box drawer body with a file drawer head are available by substituting any two "B" or any one "F" character within the pattern number, example (AT3SLH6424MFN). Multiple "M" drawers may be specified providing they equal the total modules available.

A 6" drawer, behind a cupboard door is available by adding the numeral 1 to the end of the pattern number, example (AT3SLH6424BBFL1)

- 15" w Side Access and Display towers include (1) lock.
- Single door towers, double door towers, 24" w and 30" w Side Access and Display towers include (2) locks. (Except full-height doors which include (1) lock)
- Front Access (only) towers with wardrobe include (3) locks. (Except full-height doors with wardrobe which include (2) locks)

Note: 6" drawer behind doors are not available within the wardrobe portion of towers. Drawers behind doors are painted black.

Note: Drawer behind door list pricing is as follows: 1=\$255

Application Notes

Hanging rails and other accessories are not included and must be ordered separately. Hanging rails are included with 24" and 30" wide lateral drawers only. (See *Tower Accessories for pricing and order entry information*)

Half depth adjustable shelves and coat hooks may be ordered separately allowing the cupboard area of the 15", 24" and 30" wide towers to support binders as well as shorter coats. (See *Tower Accessories for pricing and order entry information*)

Critical Dimensions

Dimensions under, **w**, **d** and **h** are actual to the nearest ¹/₁₆"

50", 57" and 64" Tower Internal Dimensions

- Box and M drawer height: 4⁵/₁₆"
- Box and M drawer width: 12¹/₁₆"
- Box and M drawer depth: 18³/₈"
- File drawer height: 9¹/₄"
- File drawer width: 12¹/₁₆"
- File drawer depth: 18³/₈"
- Wide drawer height: 9³/₄"
- Wide drawer width: 20³/₄"
- Wide drawer depth: 22⁷/₈"

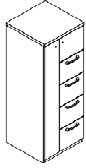
Note: All towers are configured from the top down with standard combinations of box and file drawers.

Storage Towers Currents Front

24" Wide Storage Towers

64" High

description	type	w	d	h	lock	pattern no.	P1	P2	P3
64" High tower with four file drawers and door and wardrobe (left hand shown)	left hand	23 ⁷ / ₈ "	23 ¹ / ₂ "	63 ⁵ / ₁₆ "	Y	AT3WSLH6424FFFL	\$3,057.	\$3,212.	\$3,369.
	right hand	23 ⁷ / ₈ "	23 ¹ / ₂ "	63 ⁵ / ₁₆ "	Y	AT3WSRH6424FFFL	3,057.	3,212.	3,369.



64" High Side Access Bookcase with two box and one file drawer with wardrobe (left hand shown)	left hand	23 ⁷ / ₈ "	23 ¹ / ₂ "	63 ⁵ / ₁₆ "	Y	AT3WSBLH6424BBFL	2,923.	3,068.	3,224.
	right hand	23 ⁷ / ₈ "	23 ¹ / ₂ "	63 ⁵ / ₁₆ "	Y	AT3WSBRH6424BBFL	2,923.	3,068.	3,224.



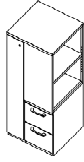
Order Code	Specification Information	Critical Dimensions
Example: AT3SBLH5724BBFL-NJ		
AT3 Series 2 Steel Front		
SB Side Access Bookcase		
LH Left Hand Access		
57 57" High		
24 24" Wide		
B Box Drawer		
B Box Drawer		
F File Drawer		
L Locking		
NJ Medium Grey paint finish		
	<p>For non-locking towers, deduct as follows from the list price for each unit: Deduct \$30 for (1) lock unit, \$60 for (2) lock unit, and \$75 for a (3) lock unit. Substitute the "L" suffix with an "N" within the pattern number to designate a non-locking unit, example (AT3SLH6424BBFN)</p> <p>"M" drawers consisting of a box drawer body with a file drawer head are available by substituting any two "B" or any one "F" character within the pattern number, example (AT3SLH6424MFN). Multiple "M" drawers may be specified providing they equal the total modules available.</p> <p>A 6" drawer, behind a cupboard door is available by adding the numeral 1 to the end of the pattern number, example (AT3SLH6424BBFL1)</p> <ul style="list-style-type: none"> 15" w Side Access and Display towers include (1) lock. Single door towers, double door towers, 24" w and 30" w Side Access and Display towers include (2) locks. (Except full-height doors which include (1) lock) Front Access (only) towers with wardrobe include (3) locks. (Except full-height doors with wardrobe which include (2) locks) 	<p>Dimensions under, w, d and h are actual to the nearest ¹/₁₆"</p> <p>50", 57" and 64" Tower Internal Dimensions</p> <ul style="list-style-type: none"> Box and M drawer height: 4⁵/₁₆" Box and M drawer width: 12¹/₁₆" Box and M drawer depth: 18³/₈" File drawer height: 9¹/₄" File drawer width: 12¹/₁₆" File drawer depth: 18³/₈" Wide drawer height: 9³/₁₆" Wide drawer width: 20³/₄" Wide drawer depth: 22⁷/₈" <p>Note: All towers are configured from the top down with standard combinations of box and file drawers.</p>
	<p>Note: 6" drawer behind doors are not available within the wardrobe portion of towers. Drawers behind doors are painted black.</p> <p>Note: Drawer behind door list pricing is as follows: 1=\$255</p> <p>Application Notes</p> <p>Hanging rails and other accessories are not included and must be ordered separately. Hanging rails are included with 24" and 30" wide lateral drawers only. (See <i>Tower Accessories for pricing and order entry information</i>)</p> <p>Half depth adjustable shelves and coat hooks may be ordered separately allowing the cupboard area of the 15", 24" and 30" wide towers to support binders as well as shorter coats. (See <i>Tower Accessories for pricing and order entry information</i>)</p>	

Storage Towers Currents Front


24" Wide Storage Towers

64" High

description	type	w	d	h	lock	pattern no.	P1	P2	P3
64" High Side Access Bookcase with two file drawers with wardrobe (left hand shown)	left hand	23 7/8"	23 1/2"	63 5/16"	Y	AT3WSBLH6424FFL	\$2,825.	\$2,965.	\$3,113.
	right hand	23 7/8"	23 1/2"	63 5/16"	Y	AT3WSBRH6424FFL	2,825.	2,965.	3,113.



64" High Display tower with two box and one file drawer and wardrobe (left hand shown)	left hand	23 7/8"	23 1/2"	63 5/16"	Y	AT3WBDLH6424BBFL	2,953.	3,100.	3,254.
	right hand	23 7/8"	23 1/2"	63 5/16"	Y	AT3WBDRH6424BBFL	2,953.	3,100.	3,254.



64" High Display tower with two file drawers and wardrobe (left hand shown)	left hand	23 7/8"	23 1/2"	63 5/16"	Y	AT3WBDLH6424FFL	2,850.	2,994.	3,141.
	right hand	23 7/8"	23 1/2"	63 5/16"	Y	AT3WBDRH6424FFL	2,850.	2,994.	3,141.



Order Code	Specification Information
Example: AT3SBLH5724BBFL-NJ	
AT3 Series 2 Steel Front	
SB Side Access Bookcase	
LH Left Hand Access	
57 57" High	
24 24" Wide	
B Box Drawer	
B Box Drawer	
F File Drawer	
L Locking	
NJ Medium Grey paint finish	

Specification Information

For non-locking towers, deduct as follows from the list price for each unit: Deduct \$30 for (1) lock unit, \$60 for (2) lock unit, and \$75 for a (3) lock unit. Substitute the "L" suffix with an "N" within the pattern number to designate a non-locking unit, example (AT3SLH6424BBFN)

"M" drawers consisting of a box drawer body with a file drawer head are available by substituting any two "B" or any one "F" character within the pattern number, example (AT3SLH6424MFN). Multiple "M" drawers may be specified providing they equal the total modules available.

A 6" drawer, behind a cupboard door is available by adding the numeral 1 to the end of the pattern number, example (AT3SLH6424BBFL1)

- 15" w Side Access and Display towers include (1) lock.
- Single door towers, double door towers, 24" w and 30" w Side Access and Display towers include (2) locks. (Except full-height doors which include (1) lock)
- Front Access (only) towers with wardrobe include (3) locks. (Except full-height doors with wardrobe which include (2) locks)

Note: 6" drawer behind doors are not available within the wardrobe portion of towers. Drawers behind doors are painted black.

Note: Drawer behind door list pricing is as follows: 1=\$255

Application Notes

Hanging rails and other accessories are not included and must be ordered separately. Hanging rails are included with 24" and 30" wide lateral drawers only. (See *Tower Accessories for pricing and order entry information*)

Half depth adjustable shelves and coat hooks may be ordered separately allowing the cupboard area of the 15", 24" and 30" wide towers to support binders as well as shorter coats. (See *Tower Accessories for pricing and order entry information*)

Critical Dimensions

Dimensions under, **w**, **d** and **h** are actual to the nearest 1/16"

50", 57" and 64" Tower Internal Dimensions

- Box and M drawer height: 4 5/16"
- Box and M drawer width: 12 1/16"
- Box and M drawer depth: 18 3/8"
- File drawer height: 9 1/4"
- File drawer width: 12 1/16"
- File drawer depth: 18 3/8"
- Wide drawer height: 9 7/16"
- Wide drawer width: 20 3/4"
- Wide drawer depth: 22 7/8"

Note: All towers are configured from the top down with standard combinations of box and file drawers.

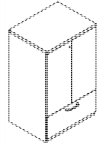
Storage Towers Currents Front

30" Wide Storage Towers

50" High

description	type	w	d	h	lock	pattern no.	P1	P2	P3
-------------	------	---	---	---	------	-------------	----	----	----

50" High Double Door tower with one wide drawer



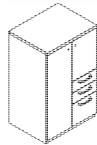
24" and 30" wide double door cabinets may be ordered with a grommet option located in the back of the case by adding a "G" between the 4th and 5th character of the pattern number, example (AT3DG6424WL). Add \$100 for this option. **Note:** By adding a "G" option, the cabinet will also receive AV hinged doors.

50" High Double Door tower with two wide drawers



24" and 30" wide double door cabinets may be ordered with a grommet option located in the back of the case by adding a "G" between the 4th and 5th character of the pattern number, example (AT3DG6424WL). Add \$100 for this option. **Note:** By adding a "G" option, the cabinet will also receive AV hinged doors.

50" High tower with two box and one file drawer and door and wardrobe (left hand shown)



left hand	29 ⁷ / ₈ "	23 1/2"	48 ⁵ / ₁₆ "	Y	AT3WSLH5030BBFL	2,651.	2,782.	2,921.
right hand	29 ⁷ / ₈ "	23 1/2"	48 ⁵ / ₁₆ "	Y	AT3WSRH5030BBFL	2,651.	2,782.	2,921.

Order Code

Example:	AT3WSLH5730BBFL-NJ
AT3	Series 2 Currents Front
WS	Wardrobe and Single Door
LH	Left Hand Access
57	57" High
30	30" Wide
B	Box Drawer
B	Box Drawer
F	File Drawer
L	Locking
NJ	Medium Grey paint finish

Specification Information

For non-locking towers, deduct as follows from the list price for each unit: Deduct \$30 for (1) lock unit, \$60 for (2) lock unit, and \$75 for a (3) lock unit. Substitute the "L" suffix with an "N" within the pattern number to designate a non-locking unit, example (AT3WSLH5030BBFN)

"M" drawers consisting of a box drawer body with a file drawer head are available by substituting any two "B" or any one "F" character within the pattern number, example (AT3WSLH5030MFN). Multiple "M" drawers may be specified providing they equal the total modules available.

A 6" drawer, behind a cupboard door is available by adding the numeral 1 to the end of the pattern number, example (AT3WSLH5030BBFL1)

- 15" w Side Access and Display towers include (1) lock.
- Single door towers, double door towers, 24" w and 30" w Side Access and Display towers include (2) locks. (Except full-height doors which include (1) lock)
- Front Access (only) towers with wardrobe include (3) locks. (Except full-height doors with wardrobe which include (2) locks)

Note: 6" drawer behind doors are not available within the wardrobe portion of towers. Drawers behind doors are painted black.

Note: Drawer behind door list pricing is as follows: 1=\$255

Application Notes

Hanging rails and other accessories are not included and must be ordered separately. Hanging rails are included with 24" and 30" wide lateral drawers only. (See *Tower Accessories for pricing and order entry information*)

Half depth adjustable shelves and coat hooks may be ordered separately allowing the cupboard area of the 15", 24" and 30" wide towers to support binders as well as shorter coats. (See *Tower Accessories for pricing and order entry information*)

Critical Dimensions

Dimensions under, **w**, **d** and **h** are actual to the nearest 1/16"

50", 57" and 64" Tower Internal Dimensions

- Box and M drawer height: 4³/₁₆"
- Box and M drawer width: 12¹/₁₆"
- Box and M drawer depth: 18³/₈"
- File drawer height: 9¹/₄"
- File drawer width: 12¹/₁₆"
- File drawer depth: 18³/₈"
- Wide drawer height: 9⁷/₁₆"
- Wide drawer width: 20³/₄"
- Wide drawer depth: 22³/₈"

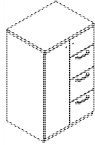
Note: All towers are configured from the top down with standard combinations of box and file drawers.

Storage Towers Currents Front


30" Wide Storage Towers

50" High

description	type	w	d	h	lock	pattern no.	P1	P2	P3
50" High tower with two file drawers and door and wardrobe (left hand shown)	left hand	29 ⁷ / ₈ "	23 ¹ / ₂ "	48 ⁵ / ₁₆ "	Y	AT3WSLH5030FFFL	\$2,450.	\$2,576.	\$2,699.
	right hand	29 ⁷ / ₈ "	23 ¹ / ₂ "	48 ⁵ / ₁₆ "	Y	AT3WSRH5030FFFL	2,450.	2,576.	2,699.



50" High tower with three file drawers and door and wardrobe (left hand shown)	left hand	29 ⁷ / ₈ "	23 ¹ / ₂ "	48 ⁵ / ₁₆ "	Y	AT3WSLH5030FFFL	2,696.	2,831.	2,972.
	right hand	29 ⁷ / ₈ "	23 ¹ / ₂ "	48 ⁵ / ₁₆ "	Y	AT3WSRH5030FFFL	2,696.	2,831.	2,972.



50" High tower with one box and two file drawers and door and wardrobe (left hand shown)	left hand	29 ⁷ / ₈ "	23 ¹ / ₂ "	48 ⁵ / ₁₆ "	Y	AT3WSLH5030BFFL	2,674.	2,806.	2,949.
	right hand	29 ⁷ / ₈ "	23 ¹ / ₂ "	48 ⁵ / ₁₆ "	Y	AT3WSRH5030BFFL	2,674.	2,806.	2,949.



Order Code	Specification Information
Example: AT3WSLH5730BBFL-NJ	
AT3	Series 2 Currents Front
WS	Wardrobe and Single Door
LH	Left Hand Access
57	57" High
30	30" Wide
B	Box Drawer
B	Box Drawer
F	File Drawer
L	Locking
NJ	Medium Grey paint finish

Specification Information

For non-locking towers, deduct as follows from the list price for each unit: Deduct \$30 for (1) lock unit, \$60 for (2) lock unit, and \$75 for a (3) lock unit. Substitute the "L" suffix with an "N" within the pattern number to designate a non-locking unit, example (AT3WSLH5030BBFN)

"M" drawers consisting of a box drawer body with a file drawer head are available by substituting any two "B" or any one "F" character within the pattern number, example (AT3WSLH5030MFN). Multiple "M" drawers may be specified providing they equal the total modules available.

A 6" drawer, behind a cupboard door is available by adding the numeral 1 to the end of the pattern number, example (AT3WSLH5030BBFL1)

- 15" w Side Access and Display towers include (1) lock.
- Single door towers, double door towers, 24" w and 30" w Side Access and Display towers include (2) locks. (Except full-height doors which include (1) lock)
- Front Access (only) towers with wardrobe include (3) locks. (Except full-height doors with wardrobe which include (2) locks)

Note: 6" drawer behind doors are not available within the wardrobe portion of towers. Drawers behind doors are painted black.

Note: Drawer behind door list pricing is as follows: 1=\$255

Application Notes

Hanging rails and other accessories are not included and must be ordered separately. Hanging rails are included with 24" and 30" wide lateral drawers only. (See *Tower Accessories for pricing and order entry information*)

Half depth adjustable shelves and coat hooks may be ordered separately allowing the cupboard area of the 15", 24" and 30" wide towers to support binders as well as shorter coats. (See *Tower Accessories for pricing and order entry information*)

Critical Dimensions

Dimensions under, **w**, **d** and **h** are actual to the nearest 1/16"

50", 57" and 64" Tower Internal Dimensions

- Box and M drawer height: 4³/₁₆"
- Box and M drawer width: 12¹/₁₆"
- Box and M drawer depth: 18³/₈"
- File drawer height: 9¹/₄"
- File drawer width: 12¹/₁₆"
- File drawer depth: 18³/₈"
- Wide drawer height: 9⁷/₁₆"
- Wide drawer width: 20³/₄"
- Wide drawer depth: 22⁷/₈"

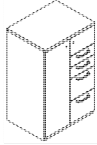
Note: All towers are configured from the top down with standard combinations of box and file drawers.

Storage Towers Currents Front

30" Wide Storage Towers

50" High

description	type	w	d	h	lock	pattern no.	P1	P2	P3
50" High tower with two box and two file drawers and door and wardrobe (left hand shown)	left hand	29 ⁷ / ₈ "	23 ¹ / ₂ "	48 ⁷ / ₁₆ "	Y	AT3WSLH5030BBFFL	\$2,936.	\$3,084.	\$3,238.
	right hand	29 ⁷ / ₈ "	23 ¹ / ₂ "	48 ⁷ / ₁₆ "	Y	AT3WSRH5030BBFFL	2,936.	3,084.	3,238.



Order Code	Specification Information	Critical Dimensions																				
<p>Example: AT3WSLH5730BBFL-NJ</p> <table border="1"> <tr> <td>AT3</td> <td>Series 2 Currents Front</td> </tr> <tr> <td>WS</td> <td>Wardrobe and Single Door</td> </tr> <tr> <td>LH</td> <td>Left Hand Access</td> </tr> <tr> <td>57</td> <td>57" High</td> </tr> <tr> <td>30</td> <td>30" Wide</td> </tr> <tr> <td>B</td> <td>Box Drawer</td> </tr> <tr> <td>B</td> <td>Box Drawer</td> </tr> <tr> <td>F</td> <td>File Drawer</td> </tr> <tr> <td>L</td> <td>Locking</td> </tr> <tr> <td>NJ</td> <td>Medium Grey paint finish</td> </tr> </table>	AT3	Series 2 Currents Front	WS	Wardrobe and Single Door	LH	Left Hand Access	57	57" High	30	30" Wide	B	Box Drawer	B	Box Drawer	F	File Drawer	L	Locking	NJ	Medium Grey paint finish	<p>For non-locking towers, deduct as follows from the list price for each unit: Deduct \$30 for (1) lock unit, \$60 for (2) lock unit, and \$75 for a (3) lock unit. Substitute the "L" suffix with an "N" within the pattern number to designate a non-locking unit, example (AT3WSLH5030BBFN)</p> <p>"M" drawers consisting of a box drawer body with a file drawer head are available by substituting any two "B" or any one "F" character within the pattern number, example (AT3WSLH5030MFN). Multiple "M" drawers may be specified providing they equal the total modules available.</p> <p>A 6" drawer, behind a cupboard door is available by adding the numeral 1 to the end of the pattern number, example (AT3WSLH5030BBFL1)</p> <ul style="list-style-type: none"> 15" w Side Access and Display towers include (1) lock. Single door towers, double door towers, 24" w and 30" w Side Access and Display towers include (2) locks. (Except full-height doors which include (1) lock) Front Access (only) towers with wardrobe include (3) locks. (Except full-height doors with wardrobe which include (2) locks) 	<p>Note: 6" drawer behind doors are not available within the wardrobe portion of towers. Drawers behind doors are painted black.</p> <p>Note: Drawer behind door list pricing is as follows: 1=\$255</p> <p>Application Notes</p> <p>Hanging rails and other accessories are not included and must be ordered separately. Hanging rails are included with 24" and 30" wide lateral drawers only. (See <i>Tower Accessories for pricing and order entry information</i>)</p> <p>Half depth adjustable shelves and coat hooks may be ordered separately allowing the cupboard area of the 15", 24" and 30" wide towers to support binders as well as shorter coats. (See <i>Tower Accessories for pricing and order entry information</i>)</p> <p>Dimensions under, w, d and h are actual to the nearest 1/16"</p> <p>50", 57" and 64" Tower Internal Dimensions</p> <ul style="list-style-type: none"> Box and M drawer height: 4⁵/₁₆" Box and M drawer width: 12¹/₁₆" Box and M drawer depth: 18³/₈" File drawer height: 9¹/₄" File drawer width: 12¹/₁₆" File drawer depth: 18³/₈" Wide drawer height: 9⁷/₁₆" Wide drawer width: 20³/₄" Wide drawer depth: 22⁷/₈" <p>Note: All towers are configured from the top down with standard combinations of box and file drawers.</p>
AT3	Series 2 Currents Front																					
WS	Wardrobe and Single Door																					
LH	Left Hand Access																					
57	57" High																					
30	30" Wide																					
B	Box Drawer																					
B	Box Drawer																					
F	File Drawer																					
L	Locking																					
NJ	Medium Grey paint finish																					

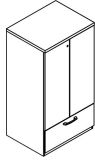
Storage Towers Currents Front

30" Wide Storage Towers

57" High

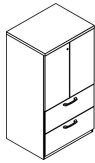
description	type	w	d	h	lock	pattern no.	P1	P2	P3
-------------	------	---	---	---	------	-------------	----	----	----

57" High Double Door tower with one wide drawer



24" and 30" wide double door cabinets may be ordered with a grommet option located in the back of the case by adding a "G" between the 4th and 5th character of the pattern number, example (AT3DG6424WL). Add \$100 for this option. **Note:** By adding a "G" option, the cabinet will also receive AV hinged doors.

57" High Double Door tower with two wide drawers



24" and 30" wide double door cabinets may be ordered with a grommet option located in the back of the case by adding a "G" between the 4th and 5th character of the pattern number, example (AT3DG6424WL). Add \$100 for this option. **Note:** By adding a "G" option, the cabinet will also receive AV hinged doors.

Order Code

Example:	AT3WSLH5730BBFL-NJ
AT3	Series 2 Currents Front
WS	Wardrobe and Single Door
LH	Left Hand Access
57	57" High
30	30" Wide
B	Box Drawer
B	Box Drawer
F	File Drawer
L	Locking
NJ	Medium Grey paint finish

Specification Information

For non-locking towers, deduct as follows from the list price for each unit: Deduct \$30 for (1) lock unit, \$60 for (2) lock unit, and \$75 for a (3) lock unit. Substitute the "L" suffix with an "N" within the pattern number to designate a non-locking unit, example (AT3WSLH5030BBFN)

"M" drawers consisting of a box drawer body with a file drawer head are available by substituting any two "B" or any one "F" character within the pattern number, example (AT3WSLH5030MFN). Multiple "M" drawers may be specified providing they equal the total modules available.

A 6" drawer, behind a cupboard door is available by adding the numeral 1 to the end of the pattern number, example (AT3WSLH5030BBFL1)

- 15" w Side Access and Display towers include (1) lock.
- Single door towers, double door towers, 24" w and 30" w Side Access and Display towers include (2) locks. (Except full-height doors which include (1) lock)
- Front Access (only) towers with wardrobe include (3) locks. (Except full-height doors with wardrobe which include (2) locks)

Note: 6" drawer behind doors are not available within the wardrobe portion of towers. Drawers behind doors are painted black.

Note: Drawer behind door list pricing is as follows: 1=\$255

Application Notes

Hanging rails and other accessories are not included and must be ordered separately. Hanging rails are included with 24" and 30" wide lateral drawers only. (See *Tower Accessories for pricing and order entry information*)

Half depth adjustable shelves and coat hooks may be ordered separately allowing the cupboard area of the 15", 24" and 30" wide towers to support binders as well as shorter coats. (See *Tower Accessories for pricing and order entry information*)

Critical Dimensions

Dimensions under, **w**, **d** and **h** are actual to the nearest 1/16"

50", 57" and 64" Tower Internal Dimensions

- Box and M drawer height: 4 3/16"
- Box and M drawer width: 12 1/16"
- Box and M drawer depth: 18 3/8"
- File drawer height: 9 1/4"
- File drawer width: 12 1/16"
- File drawer depth: 18 3/8"
- Wide drawer height: 9 7/16"
- Wide drawer width: 20 3/4"
- Wide drawer depth: 22 7/8"

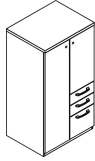
Note: All towers are configured from the top down with standard combinations of box and file drawers.

Storage Towers Currents Front

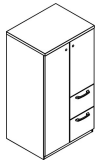
30" Wide Storage Towers

57" High

description	type	w	d	h	lock	pattern no.	P1	P2	P3
57" High tower with two box and one file drawer and door and wardrobe (left hand shown)	left hand	29 ⁷ / ₈ "	23 ¹ / ₂ "	56 ³ / ₁₆ "	Y	AT3WSLH5730BBFL	\$2,775.	\$3,190.	\$3,328.
	right hand	29 ⁷ / ₈ "	23 ¹ / ₂ "	56 ³ / ₁₆ "	Y	AT3WSRH5730BBFL	2,775.	3,190.	3,328.



57" High tower with two file drawers and door and wardrobe (left hand shown)	left hand	29 ⁷ / ₈ "	23 ¹ / ₂ "	56 ³ / ₁₆ "	Y	AT3WSLH5730FFL	2,579.	2,964.	3,091.
	right hand	29 ⁷ / ₈ "	23 ¹ / ₂ "	56 ³ / ₁₆ "	Y	AT3WSRH5730FFL	2,579.	2,964.	3,091.



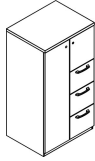
Order Code	Specification Information	Critical Dimensions
Example: AT3WSLH5730BBFL-NJ		
AT3 Series 2 Currents Front		
WS Wardrobe and Single Door		
LH Left Hand Access		
57 57" High		
30 30" Wide		
B Box Drawer		
B Box Drawer		
F File Drawer		
L Locking		
NJ Medium Grey paint finish		
	<p>For non-locking towers, deduct as follows from the list price for each unit: Deduct \$30 for (1) lock unit, \$60 for (2) lock unit, and \$75 for a (3) lock unit. Substitute the "L" suffix with an "N" within the pattern number to designate a non-locking unit, example (AT3WSLH5030BBFN)</p> <p>"M" drawers consisting of a box drawer body with a file drawer head are available by substituting any two "B" or any one "F" character within the pattern number, example (AT3WSLH5030MFN). Multiple "M" drawers may be specified providing they equal the total modules available.</p> <p>A 6" drawer, behind a cupboard door is available by adding the numeral 1 to the end of the pattern number, example (AT3WSLH5030BBFL1)</p> <ul style="list-style-type: none"> 15" w Side Access and Display towers include (1) lock. Single door towers, double door towers, 24" w and 30" w Side Access and Display towers include (2) locks. (Except full-height doors which include (1) lock) Front Access (only) towers with wardrobe include (3) locks. (Except full-height doors with wardrobe which include (2) locks) 	<p>Dimensions under, w, d and h are actual to the nearest 1/16"</p> <p>50", 57" and 64" Tower Internal Dimensions</p> <ul style="list-style-type: none"> Box and M drawer height: 4⁵/₁₆" Box and M drawer width: 12¹/₁₆" Box and M drawer depth: 18³/₈" File drawer height: 9¹/₄" File drawer width: 12¹/₁₆" File drawer depth: 18³/₈" Wide drawer height: 9⁷/₁₆" Wide drawer width: 20³/₄" Wide drawer depth: 22⁷/₈" <p>Note: All towers are configured from the top down with standard combinations of box and file drawers.</p>
	<p>Note: 6" drawer behind doors are not available within the wardrobe portion of towers. Drawers behind doors are painted black.</p> <p>Note: Drawer behind door list pricing is as follows: 1=\$255</p>	
	<p>Application Notes</p> <p>Hanging rails and other accessories are not included and must be ordered separately. Hanging rails are included with 24" and 30" wide lateral drawers only. (See <i>Tower Accessories for pricing and order entry information</i>)</p> <p>Half depth adjustable shelves and coat hooks may be ordered separately allowing the cupboard area of the 15", 24" and 30" wide towers to support binders as well as shorter coats. (See <i>Tower Accessories for pricing and order entry information</i>)</p>	

Storage Towers Currents Front

30" Wide Storage Towers

57" High

description	type	w	d	h	lock	pattern no.	P1	P2	P3
57" High tower with three file drawers and door and wardrobe (left hand shown)	left hand	29 ⁷ / ₈ "	23 ¹ / ₂ "	56 ³ / ₁₆ "	Y	AT3WSLH5730FFFL	\$2,774.	\$3,189.	\$3,327.
	right hand	29 ⁷ / ₈ "	23 ¹ / ₂ "	56 ³ / ₁₆ "	Y	AT3WSRH5730FFFL	2,774.	3,189.	3,327.



Order Code

Example:	AT3WSLH5730BBFL-NJ
AT3	Series 2 Currents Front
WS	Wardrobe and Single Door
LH	Left Hand Access
57	57" High
30	30" Wide
B	Box Drawer
B	Box Drawer
F	File Drawer
L	Locking
NJ	Medium Grey paint finish

Specification Information

For non-locking towers, deduct as follows from the list price for each unit: Deduct \$30 for (1) lock unit, \$60 for (2) lock unit, and \$75 for a (3) lock unit. Substitute the "L" suffix with an "N" within the pattern number to designate a non-locking unit, example (AT3WSLH5030BBFN)

"M" drawers consisting of a box drawer body with a file drawer head are available by substituting any two "B" or any one "F" character within the pattern number, example (AT3WSLH5030MFN). Multiple "M" drawers may be specified providing they equal the total modules available.

A 6" drawer, behind a cupboard door is available by adding the numeral 1 to the end of the pattern number, example (AT3WSLH5030BBFL1)

- 15" w Side Access and Display towers include (1) lock.
- Single door towers, double door towers, 24" w and 30" w Side Access and Display towers include (2) locks. (Except full-height doors which include (1) lock)
- Front Access (only) towers with wardrobe include (3) locks. (Except full-height doors with wardrobe which include (2) locks)

Note: 6" drawer behind doors are not available within the wardrobe portion of towers. Drawers behind doors are painted black.

Note: Drawer behind door list pricing is as follows: 1=\$255

Application Notes

Hanging rails and other accessories are not included and must be ordered separately. Hanging rails are included with 24" and 30" wide lateral drawers only. (See *Tower Accessories for pricing and order entry information*)

Half depth adjustable shelves and coat hooks may be ordered separately allowing the cupboard area of the 15", 24" and 30" wide towers to support binders as well as shorter coats. (See *Tower Accessories for pricing and order entry information*)

Critical Dimensions

Dimensions under, **w**, **d** and **h** are actual to the nearest 1/16"

50", 57" and 64" Tower Internal Dimensions

- Box and M drawer height: 4³/₁₆"
- Box and M drawer width: 12¹/₁₆"
- Box and M drawer depth: 18³/₈"
- File drawer height: 9¹/₄"
- File drawer width: 12¹/₁₆"
- File drawer depth: 18³/₈"
- Wide drawer height: 9⁷/₁₆"
- Wide drawer width: 20³/₄"
- Wide drawer depth: 22⁷/₈"

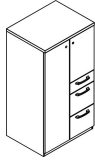
Note: All towers are configured from the top down with standard combinations of box and file drawers.

Storage Towers Currents Front

30" Wide Storage Towers

57" High

description	type	w	d	h	lock	pattern no.	P1	P2	P3
57" High tower with two box and two file drawers and door and wardrobe (left hand shown)	left hand	29 ⁷ / ₈ "	23 ¹ / ₂ "	56 ³ / ₁₆ "	Y	AT3WSLH5730BBFFL	\$3,012.	\$3,462.	\$3,612.
	right hand	29 ⁷ / ₈ "	23 ¹ / ₂ "	56 ³ / ₁₆ "	Y	AT3WSRH5730BBFFL	3,012.	3,462.	3,612.



Order Code	Specification Information	Critical Dimensions	
Example: AT3WSLH5730BBFL-NJ			
AT3 Series 2 Currents Front	<p>For non-locking towers, deduct as follows from the list price for each unit: Deduct \$30 for (1) lock unit, \$60 for (2) lock unit, and \$75 for a (3) lock unit. Substitute the "L" suffix with an "N" within the pattern number to designate a non-locking unit, example (AT3WSLH5030BBFN)</p> <p>"M" drawers consisting of a box drawer body with a file drawer head are available by substituting any two "B" or any one "F" character within the pattern number, example (AT3WSLH5030MFN). Multiple "M" drawers may be specified providing they equal the total modules available.</p> <p>A 6" drawer, behind a cupboard door is available by adding the numeral 1 to the end of the pattern number, example (AT3WSLH5030BBFL1)</p> <ul style="list-style-type: none"> • 15" w Side Access and Display towers include (1) lock. • Single door towers, double door towers, 24" w and 30" w Side Access and Display towers include (2) locks. (Except full-height doors which include (1) lock) • Front Access (only) towers with wardrobe include (3) locks. (Except full-height doors with wardrobe which include (2) locks) 	Dimensions under, w , d and h are actual to the nearest 1/16"	
WS Wardrobe and Single Door		Note: 6" drawer behind doors are not available within the wardrobe portion of towers. Drawers behind doors are painted black.	50", 57" and 64" Tower Internal Dimensions
LH Left Hand Access		Note: Drawer behind door list pricing is as follows: 1=\$255	<ul style="list-style-type: none"> • Box and M drawer height: 4³/₁₆" • Box and M drawer width: 12¹/₁₆" • Box and M drawer depth: 18³/₈" • File drawer height: 9¹/₄" • File drawer width: 12¹/₁₆" • File drawer depth: 18³/₈" • Wide drawer height: 9⁷/₁₆" • Wide drawer width: 20³/₄" • Wide drawer depth: 22⁷/₈"
57 57" High		Application Notes	
30 30" Wide		Hanging rails and other accessories are not included and must be ordered separately. Hanging rails are included with 24" and 30" wide lateral drawers only. (See Tower Accessories for pricing and order entry information)	
B Box Drawer		Half depth adjustable shelves and coat hooks may be ordered separately allowing the cupboard area of the 15", 24" and 30" wide towers to support binders as well as shorter coats. (See Tower Accessories for pricing and order entry information)	
B Box Drawer			
F File Drawer			
L Locking			
NJ Medium Grey paint finish			Note: All towers are configured from the top down with standard combinations of box and file drawers.

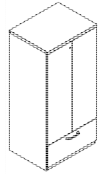
Storage Towers Currents Front

30" Wide Storage Towers

64" High


description	type	w	d	h	lock	pattern no.	P1	P2	P3
-------------	------	---	---	---	------	-------------	----	----	----

64" High Double Door tower with one wide drawer		29 ⁷ / ₈ "	23 ¹ / ₂ "	63 ⁵ / ₁₆ "	Y	AT3D6430WL	\$2,792.	\$2,933.	\$3,078.
---	--	----------------------------------	----------------------------------	-----------------------------------	---	-------------------	----------	----------	----------



24" and 30" wide double door cabinets may be ordered with a grommet option located in the back of the case by adding a "G" between the 4th and 5th character of the pattern number, example (AT3D**G**6424WL). Add \$100 for this option. **Note:** By adding a "G" option, the cabinet will also receive AV hinged doors.

64" High Double Door tower with two wide drawers		29 ⁷ / ₈ "	23 ¹ / ₂ "	63 ⁵ / ₁₆ "	Y	AT3D6430WWL	3,351.	3,517.	3,695.
--	--	----------------------------------	----------------------------------	-----------------------------------	---	--------------------	--------	--------	--------



24" and 30" wide double door cabinets may be ordered with a grommet option located in the back of the case by adding a "G" between the 4th and 5th character of the pattern number, example (AT3D**G**6424WL). Add \$100 for this option. **Note:** By adding a "G" option, the cabinet will also receive AV hinged doors.

Order Code

Example:	AT3WSLH5730BBFL-NJ
AT3	Series 2 Currents Front
WS	Wardrobe and Single Door
LH	Left Hand Access
57	57" High
30	30" Wide
B	Box Drawer
B	Box Drawer
F	File Drawer
L	Locking
NJ	Medium Grey paint finish

Specification Information

For non-locking towers, deduct as follows from the list price for each unit: Deduct \$30 for (1) lock unit, \$60 for (2) lock unit, and \$75 for a (3) lock unit. Substitute the "L" suffix with an "N" within the pattern number to designate a non-locking unit, example (AT3WSLH5030BBFN)

"M" drawers consisting of a box drawer body with a file drawer head are available by substituting any two "B" or any one "F" character within the pattern number, example (AT3WSLH5030MFN). Multiple "M" drawers may be specified providing they equal the total modules available.

A 6" drawer, behind a cupboard door is available by adding the numeral 1 to the end of the pattern number, example (AT3WSLH5030BBFL1)

- 15" w Side Access and Display towers include (1) lock.
- Single door towers, double door towers, 24" w and 30" w Side Access and Display towers include (2) locks. (Except full-height doors which include (1) lock)
- Front Access (only) towers with wardrobe include (3) locks. (Except full-height doors with wardrobe which include (2) locks)

Note: 6" drawer behind doors are not available within the wardrobe portion of towers. Drawers behind doors are painted black.

Note: Drawer behind door list pricing is as follows: 1=\$255

Application Notes

Hanging rails and other accessories are not included and must be ordered separately. Hanging rails are included with 24" and 30" wide lateral drawers only. (See *Tower Accessories for pricing and order entry information*)

Half depth adjustable shelves and coat hooks may be ordered separately allowing the cupboard area of the 15", 24" and 30" wide towers to support binders as well as shorter coats. (See *Tower Accessories for pricing and order entry information*)

Critical Dimensions

Dimensions under, **w**, **d** and **h** are actual to the nearest 1/16"

50", 57" and 64" Tower Internal Dimensions

- Box and M drawer height: 4⁵/₁₆"
- Box and M drawer width: 12¹/₁₆"
- Box and M drawer depth: 18³/₈"
- File drawer height: 9¹/₄"
- File drawer width: 12¹/₁₆"
- File drawer depth: 18³/₈"
- Wide drawer height: 9⁷/₁₆"
- Wide drawer width: 20³/₄"
- Wide drawer depth: 22⁷/₈"

Note: All towers are configured from the top down with standard combinations of box and file drawers.

Storage Towers Currents Front

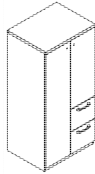
30" Wide Storage Towers

64" High

description	type	w	d	h	lock	pattern no.	P1	P2	P3
64" High tower with two box and one file drawer and door and wardrobe (left hand shown)	left hand	29 ⁷ / ₈ "	23 ¹ / ₂ "	63 ⁵ / ₁₆ "	Y	AT3WSLH6430BBFL	\$2,825.	\$2,965.	\$3,113.
	right hand	29 ⁷ / ₈ "	23 ¹ / ₂ "	63 ⁵ / ₁₆ "	Y	AT3WSRH6430BBFL	2,825.	2,965.	3,113.



64" High tower with two file drawers and door and wardrobe (left hand shown)	left hand	29 ⁷ / ₈ "	23 ¹ / ₂ "	63 ⁵ / ₁₆ "	Y	AT3WSLH6430FFL	2,632.	2,765.	2,904.
	right hand	29 ⁷ / ₈ "	23 ¹ / ₂ "	63 ⁵ / ₁₆ "	Y	AT3WSRH6430FFL	2,632.	2,765.	2,904.



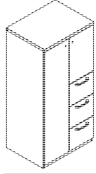
Order Code	Specification Information	Critical Dimensions
Example: AT3WSLH5730BBFL-NJ	For non-locking towers, deduct as follows from the list price for each unit: Deduct \$30 for (1) lock unit, \$60 for (2) lock unit, and \$75 for a (3) lock unit. Substitute the "L" suffix with an "N" within the pattern number to designate a non-locking unit, example (AT3WSLH5030BBFN)	Dimensions under, w , d and h are actual to the nearest 1/16"
AT3 Series 2 Currents Front		50", 57" and 64" Tower Internal Dimensions
WS Wardrobe and Single Door		<ul style="list-style-type: none"> Box and M drawer height: 4⁵/₁₆" Box and M drawer width: 12¹/₁₆" Box and M drawer depth: 18³/₈" File drawer height: 9¹/₄" File drawer width: 12¹/₁₆" File drawer depth: 18³/₈" Wide drawer height: 9⁷/₁₆" Wide drawer width: 20³/₄" Wide drawer depth: 22⁷/₈"
LH Left Hand Access		
57 57" High		
30 30" Wide		
B Box Drawer	"M" drawers consisting of a box drawer body with a file drawer head are available by substituting any two "B" or any one "F" character within the pattern number, example (AT3WSLH5030MFN). Multiple "M" drawers may be specified providing they equal the total modules available.	
B Box Drawer		
F File Drawer		
L Locking		
NJ Medium Grey paint finish	A 6" drawer, behind a cupboard door is available by adding the numeral 1 to the end of the pattern number, example (AT3WSLH5030BBFL1)	Note: All towers are configured from the top down with standard combinations of box and file drawers.
	<ul style="list-style-type: none"> 15" w Side Access and Display towers include (1) lock. Single door towers, double door towers, 24" w and 30" w Side Access and Display towers include (2) locks. (Except full-height doors which include (1) lock) Front Access (only) towers with wardrobe include (3) locks. (Except full-height doors with wardrobe which include (2) locks) 	
	Note: 6" drawer behind doors are not available within the wardrobe portion of towers. Drawers behind doors are painted black.	
	Note: Drawer behind door list pricing is as follows: 1=\$255	
	Application Notes	
	Hanging rails and other accessories are not included and must be ordered separately. Hanging rails are included with 24" and 30" wide lateral drawers only. (See <i>Tower Accessories for pricing and order entry information</i>)	
	Half depth adjustable shelves and coat hooks may be ordered separately allowing the cupboard area of the 15", 24" and 30" wide towers to support binders as well as shorter coats. (See <i>Tower Accessories for pricing and order entry information</i>)	

Storage Towers Currents Front

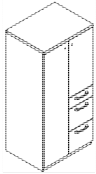
30" Wide Storage Towers

64" High

description	type	w	d	h	lock	pattern no.	P1	P2	P3
64" High tower with three file drawers and door and wardrobe (left hand shown)	left hand	29 ⁷ / ₈ "	23 ¹ / ₂ "	63 ⁵ / ₁₆ "	Y	AT3WSLH6430FFFL	\$2,850.	\$2,994.	\$3,141.
	right hand	29 ⁷ / ₈ "	23 ¹ / ₂ "	63 ⁵ / ₁₆ "	Y	AT3WSRH6430FFFL	2,850.	2,994.	3,141.



64" High tower with one box and two file drawers and door and wardrobe (left hand shown)	left hand	29 ⁷ / ₈ "	23 ¹ / ₂ "	63 ⁵ / ₁₆ "	Y	AT3WSLH6430BFFL	2,863.	3,007.	3,157.
	right hand	29 ⁷ / ₈ "	23 ¹ / ₂ "	63 ⁵ / ₁₆ "	Y	AT3WSRH6430BFFL	2,863.	3,007.	3,157.



Order Code	Specification Information
Example: AT3WSLH5730BBFL-NJ	
AT3	Series 2 Currents Front
WS	Wardrobe and Single Door
LH	Left Hand Access
57	57" High
30	30" Wide
B	Box Drawer
B	Box Drawer
F	File Drawer
L	Locking
NJ	Medium Grey paint finish

Specification Information

For non-locking towers, deduct as follows from the list price for each unit: Deduct \$30 for (1) lock unit, \$60 for (2) lock unit, and \$75 for a (3) lock unit. Substitute the "L" suffix with an "N" within the pattern number to designate a non-locking unit, example (AT3WSLH5030BBFN)

"M" drawers consisting of a box drawer body with a file drawer head are available by substituting any two "B" or any one "F" character within the pattern number, example (AT3WSLH5030MFN). Multiple "M" drawers may be specified providing they equal the total modules available.

A 6" drawer, behind a cupboard door is available by adding the numeral 1 to the end of the pattern number, example (AT3WSLH5030BBFL1)

- 15" w Side Access and Display towers include (1) lock.
- Single door towers, double door towers, 24" w and 30" w Side Access and Display towers include (2) locks. (Except full-height doors which include (1) lock)
- Front Access (only) towers with wardrobe include (3) locks. (Except full-height doors with wardrobe which include (2) locks)

Note: 6" drawer behind doors are not available within the wardrobe portion of towers. Drawers behind doors are painted black.

Note: Drawer behind door list pricing is as follows: 1=\$255

Application Notes

Hanging rails and other accessories are not included and must be ordered separately. Hanging rails are included with 24" and 30" wide lateral drawers only. (See *Tower Accessories for pricing and order entry information*)

Half depth adjustable shelves and coat hooks may be ordered separately allowing the cupboard area of the 15", 24" and 30" wide towers to support binders as well as shorter coats. (See *Tower Accessories for pricing and order entry information*)

Critical Dimensions

Dimensions under, **w**, **d** and **h** are actual to the nearest 1/16"

50", 57" and 64" Tower Internal Dimensions

- Box and M drawer height: 4³/₁₆"
- Box and M drawer width: 12¹/₁₆"
- Box and M drawer depth: 18³/₈"
- File drawer height: 9¹/₄"
- File drawer width: 12¹/₁₆"
- File drawer depth: 18³/₈"
- Wide drawer height: 9⁷/₁₆"
- Wide drawer width: 20³/₄"
- Wide drawer depth: 22⁷/₈"

Note: All towers are configured from the top down with standard combinations of box and file drawers.

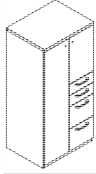
Storage Towers Currents Front

30" Wide Storage Towers

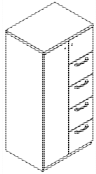
64" High

Series 2 Storage

description	type	w	d	h	lock	pattern no.	P1	P2	P3
64" High tower with two box and two file drawers and door and wardrobe (left hand shown)	left hand	29 ⁷ / ₈ "	23 ¹ / ₂ "	63 ³ / ₁₆ "	Y	AT3WSLH6430BBFFL	\$3,088.	\$3,243.	\$3,404.
	right hand	29 ⁷ / ₈ "	23 ¹ / ₂ "	63 ³ / ₁₆ "	Y	AT3WSRH6430BBFFL	3,088.	3,243.	3,404.



64" High tower with four file drawers and door and wardrobe (left hand shown)	left hand	29 ⁷ / ₈ "	23 ¹ / ₂ "	63 ³ / ₁₆ "	Y	AT3WSLH6430FFFFL	3,127.	3,283.	3,448.
	right hand	29 ⁷ / ₈ "	23 ¹ / ₂ "	63 ³ / ₁₆ "	Y	AT3WSRH6430FFFFL	3,127.	3,283.	3,448.



Order Code

Example:	AT3WSLH5730BBFL-NJ
AT3	Series 2 Currents Front
WS	Wardrobe and Single Door
LH	Left Hand Access
57	57" High
30	30" Wide
B	Box Drawer
B	Box Drawer
F	File Drawer
L	Locking
NJ	Medium Grey paint finish

Specification Information

For non-locking towers, deduct as follows from the list price for each unit: Deduct \$30 for (1) lock unit, \$60 for (2) lock unit, and \$75 for a (3) lock unit. Substitute the "L" suffix with an "N" within the pattern number to designate a non-locking unit, example (AT3WSLH5030BBFN)

"M" drawers consisting of a box drawer body with a file drawer head are available by substituting any two "B" or any one "F" character within the pattern number, example (AT3WSLH5030MFN). Multiple "M" drawers may be specified providing they equal the total modules available.

A 6" drawer, behind a cupboard door is available by adding the numeral 1 to the end of the pattern number, example (AT3WSLH5030BBFL1)

- 15" w Side Access and Display towers include (1) lock.
- Single door towers, double door towers, 24" w and 30" w Side Access and Display towers include (2) locks. (Except full-height doors which include (1) lock)
- Front Access (only) towers with wardrobe include (3) locks. (Except full-height doors with wardrobe which include (2) locks)

Note: 6" drawer behind doors are not available within the wardrobe portion of towers. Drawers behind doors are painted black.

Note: Drawer behind door list pricing is as follows: 1=\$255

Application Notes

Hanging rails and other accessories are not included and must be ordered separately. Hanging rails are included with 24" and 30" wide lateral drawers only. (See *Tower Accessories for pricing and order entry information*)

Half depth adjustable shelves and coat hooks may be ordered separately allowing the cupboard area of the 15", 24" and 30" wide towers to support binders as well as shorter coats. (See *Tower Accessories for pricing and order entry information*)

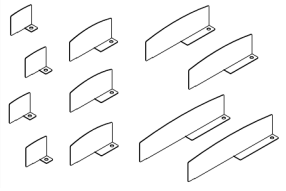



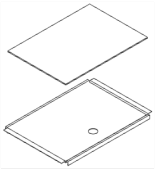


Critical Dimensions

Dimensions under, **w**, **d** and **h** are actual to the nearest ¹/₁₆"

50", 57" and 64" Tower Internal Dimensions

- Box and M drawer height: 4³/₁₆"
- Box and M drawer width: 12¹/₁₆"
- Box and M drawer depth: 18³/₈"
- File drawer height: 9¹/₄"
- File drawer width: 12¹/₁₆"
- File drawer depth: 18³/₈"
- Wide drawer height: 9⁷/₁₆"
- Wide drawer width: 20³/₄"
- Wide drawer depth: 22⁷/₈"

Note: All towers are configured from the top down with standard combinations of box and file drawers.

description	type	w	d	h	pattern no.	list
Pedestal Drawer Divider Kit (Not for use in 3"high drawers)				5"	DT3PDD	\$406.
						
Drawer Divider for Box Drawer					DS1PBD	34.
						
Drawer Divider for File Drawer					DS1PFD	34.
						
Pencil Tray	black				DS2PPTN	40.
	clear				DS2PPTC	47.
						
Pedestal Drawer Reference Tablet with Plexi Glass Cover					DT3RT	116.
						
Stationary Insert for box drawers (4 trays)					DS1PST	182.
						
File Support Channel					DS1PFS	34.
						

Order Code

Example:	DT3PDD
DT3	Series 2 Steel
PDD	Pedestal Drawer Divider Kit

Specification Information

Pencil Tray is available in black or clear finish. All other pedestal and storage tower accessories are supported with a black painted finish standard.

Application Notes

The Pedestal Drawer Divider Kit (**DT3PDD**) is comprised of a series of magnetic fences that attach to the bottom of a pedestal drawer body to support the division and management of space within pedestal box or file drawers. Each kit consist of (4) 3" wide, (3) 6" wide, (2) 9" wide and (2) 12" wide dividers. Dividers are constructed from steel and are available in a black painted finish standard.

The Pedestal Drawer Reference Tablet (**DT3RT**) provides a platform for supporting frequently accessed phone lists or important information. Each (**DT3RT**) is supported with a removable clear plexi cover to protect your printed information. Reference tablets are available in black finish standard.

description	type	w	d	h	pattern no.	list
Series 2 Floorstanding Pedestal Retrofit Lock Kit					DS2LKKT	\$62.



Order Code

Example:	DT3PDD
DT3	Series 2 Steel
PDD	Pedestal Drawer Divider Kit

Specification Information

Pencil Tray is available in black or clear finish. All other pedestal and storage tower accessories are supported with a black painted finish standard.

Application Notes


The Pedestal Drawer Divider Kit (**DT3PDD**) is comprised of a series of magnetic fences that attach to the bottom of a pedestal drawer body to support the division and management of space within pedestal box or file drawers. Each kit consist of (4) 3" wide, (3) 6" wide, (2) 9" wide and (2) 12" wide dividers. Dividers are constructed from steel and are available in a black painted finish standard.

The Pedestal Drawer Reference Tablet (**DT3RT**) provides a platform for supporting frequently accessed phone lists or important information. Each (**DT3RT**) is supported with a removable clear plexi cover to protect your printed information. Reference tablets are available in black finish standard.

Overhead Storage Accessories

T5 Task Lights

Series 2 Storage


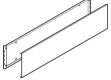

description	type	w	d	h	pattern no.	standard	advanced
Task Light 	Use with 24" and wider overhead	19"	4"	1 1/2"	DL3T5E19 ()	\$192.	n/a
	Use with 30" and wider overhead	25"	4"	1 1/2"	DL3T5E25 ()	209.	489.
	Use with 42" and wider overhead	37"	4"	1 1/2"	DL3T5E37 ()	213.	514.
	Use with 60" and wider overhead	49"	4"	1 1/2"	DL3T5E49 ()	242.	535.
Cord management clips	(package of 50)				DL3TC	48.	

Order Code	Specification Information	Application Notes
Example: DL3T5E25S DL3 Task Light T5 T5 lamp E Electronic ballast 25 Width S Standard	<i>Specify:</i> Width - Task Lights mount in cabinets and shelves at least 5" wider than light width.	Task lights mount into the recess in the underside of overhead cabinets and shelves at least 5" wider than task light width. Task lights include T5 cool white (4100K) fluorescent lamp, electronic ballast, 9' grounded corset, prismatic lens, rocker switch, one cord exit management clip and mounting hardware. Cord management clips must be ordered separately. Task light cordset is center exit. On smaller units cord exit is off-center, but still not handed. Task lights are TCLP compliant and meet requirements of California Title 24. Advanced task lights are fitted with ballast and lamp compliant with LEED requirements.

Overhead Storage Accessories

Wall Mount and Upmount Brackets

Series 2 Storage

description	type	w	d	h	pattern no.	black	P1	P2	P3
 Wall-Mount Overhead Bracket (Dividends)		24"	1/2"	14 1/4"	DS1WM24	\$77.	\$80.	\$84.	\$87.
		30"	1/2"	14 1/4"	DS1WM30	77.	80.	84.	87.
		36"	1/2"	14 1/4"	DS1WM36	81.	85.	88.	95.
		42"	1/2"	14 1/4"	DS1WM42	90.	96.	100.	104.
		48"	1/2"	14 1/4"	DS1WM48	98.	103.	107.	111.
 Wall-Mount Shelf Bracket (Dividends)		30"	1/2"	7"	DS1SWM30		77.	83.	90.
		36"	1/2"	7"	DS1SWM36		81.	92.	96.
		42"	1/2"	7"	DS1SWM42		90.	100.	103.
		48"	1/2"	7"	DS1SWM48		98.	106.	109.
Vertical Dividers (Dark Grey only)	Package of 4				DS1VD		100.		
 Overhead Cabinet Lock Retrofit Kit					DS1OHL	60.			

Order Code

Example:	DS1WM24
DS1	Dividends
WM	Overhead Wall Mount
24	24" Wide

Specification Information

Overhead wall-mount frames are intended for use with Series 2 Steel front and Veneer front Overheads with Dividends brackets

Overhead Shelf-Mount brackets are intended for use with Dividends and Dividends Series 2 shelves

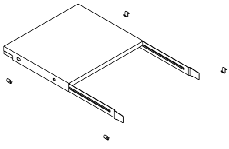
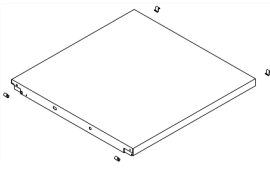
Critical Dimensions

Dimensions listed under **w**, **h** and **d** are actual to the nearest 1/16"

Storage Tower Accessories

Shelves and Worksurface Splice Plate Kits

Series 2 Storage

description	type	w	d	h	pattern no.	list	P1	P2	P3
15" Wide Half Depth Shelf 	Half Depth	15"	12"	3/4"	DT3HDS15	\$137.			
24" Wide Half Depth Shelf	Half Depth	24"	12"	3/4"	DT3HDS24	147.			
30" Wide Half Depth Shelf	Half Depth	30"	12"	3/4"	DT3HDS30	175.			
15" Wide Full Depth Shelf 	Full Depth	15"	22 3/8"	1"	DT3FDS15	99.			
24" Wide Full Depth Shelf	Full Depth	24"	22 3/8"	1"	DT3FDS24	107.			
30" Wide Full Depth Shelf	Full Depth	30"	22 3/8"	1"	DT3FDS30	114.			

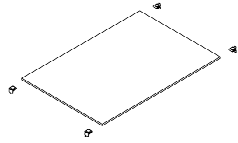
Order Code	Specification Information	Application Notes
Example: DT3HDS15		
DT3 Series 2 Towers		
HDS Half Depth Shelf		
15 15" Wide		
	<p>Half Depth Shelves:</p> <p>15" wide half depth shelves are suitable for use with 15" wide single door towers or a 30" wide towers with a 15" wide wardrobe.</p> <p>24" wide half depth shelves are suitable for use with 24" wide single door or 24" wide double door towers.</p> <p>30" wide half depth shelves are suitable for use with 30" wide double door towers.</p> <p>Side Access Bookcase and Display Shelves:</p> <p>Side Access Bookcase and Display Shelves are available in glass or steel construction. Shelves are for use with Side Access bookcase and Display towers only. Glass shelves are frosted.</p>	<p>Worksurface Splice Plate Kits are intended for use with Side Access Bookcase and Display towers only. Splice Plate Kits permit the attachment of standard 24" deep (Nominal) worksurfaces. Each kit contains a connector bracket and trim panel. Trim panels should be specified to match the tower paint finish.</p> <p>Note: All Shelves are user adjustable.</p>

Storage Tower Accessories

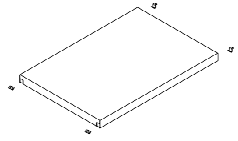
Shelves and Worksurface Splice Plate Kits

Series 2 Storage

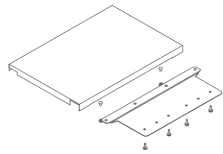
description	type	w	d	h	pattern no.	list	P1	P2	P3
Glass Shelf for Side Access Bookcase and Display Tower	Qty 2 shelves				DT3GBCDS	\$431.			



Metal Shelf for Side Access Bookcase and Display Towers	Qty 2 Shelves				DT3MBCDS		226.	246.	260.
---	---------------	--	--	--	-----------------	--	------	------	------



Worksurface Splice Plate Kit for Display and Side Access Bookcase Towers					DT3WSP		151.	166.	176.
--	--	--	--	--	---------------	--	------	------	------



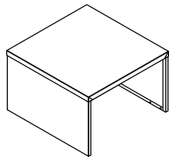
Order Code	Specification Information	Application Notes
Example: DT3HDS15		
DT3 Series 2 Towers		
HDS Half Depth Shelf		
15 15" Wide		
	<p>Half Depth Shelves:</p> <p>15" wide half depth shelves are suitable for use with 15" wide single door towers or a 30" wide towers with a 15" wide wardrobe.</p> <p>24" wide half depth shelves are suitable for use with 24" wide single door or 24" wide double door towers.</p> <p>30" wide half depth shelves are suitable for use with 30" wide double door towers.</p> <p>Side Access Bookcase and Display Shelves:</p> <p>Side Access Bookcase and Display Shelves are available in glass or steel construction. Shelves are for use with Side Access bookcase and Display towers only. Glass shelves are frosted.</p>	<p>Worksurface Splice Plate Kits are intended for use with Side Access Bookcase and Display towers only. Splice Plate Kits permit the attachment of standard 24" deep (Nominal) worksurfaces. Each kit contains a connector bracket and trim panel. Trim panels should be specified to match the tower paint finish.</p> <p>Note: All Shelves are user adjustable.</p>

Storage Tower Accessories

Side Access Add-on Modules

Series 2 Storage

description	w	d	h	pattern no.	P1	P2	P3
Tower Add-on module	15"	23 1/2"	15"	DT3A1515	\$844.	\$971.	\$1,021.
	24"	23 1/2"	15"	DT3A1524	914.	1,050.	1,103.



Order Code

Example:	DT3A1515-117
DT3	Series 2 Steel Front
A	Add-on Module
15	Nominal Height
15	Nominal Depth
117	Soft Grey paint finish

Specification Information

Tower Side Access Add-on modules are constructed from steel with a powder coat paint finish. **They are not intended for use with veneer front towers or other Knoll storage tower products.**

The depth and width of a Side Access Add-on module must match that of the parent tower. Side Access Add-on modules enable side access storage for standard front access, single, double and wardrobe door tower configurations. Side Access Add-on modules are compatible with side access display and bookcase towers.

Application Notes

Tower Side Access Add-on modules are intended for use with 15" and 24" wide Steel, Morrison, Calibre and Currents front towers only.

Side Access Add-on modules are field installed and are non-handed.

The overall actual height of an Add-on module is 15", therefore adding 15" to the overall height of the parent S2 tower.

The overall actual interior clearance of an Add-on module is 13 5/8"

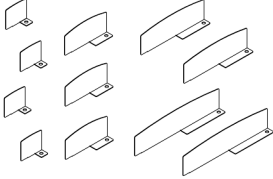
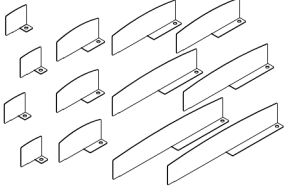
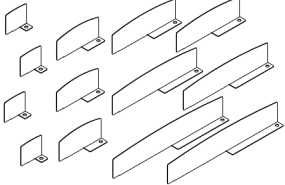
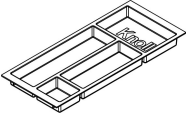
Note: depth corresponds with the width of the parent tower, which is either 15" or 24" wide.

Add-on modules cannot be double stacked.

Storage Tower Accessories

Drawer Dividers

Series 2 Storage

description	type	w	d	h	pattern no.	list
Pedestal Drawer Divider Kit (Not for use in 3" high drawers)				5"	DT3PDD	\$406.
						
File Drawer Divider Kit (Used within all lateral file drawers except 3" high modules)				5"	DT3FDD	505.
						
File Drawer Divider Kit (Used within 3" high lateral file or personal drawers)				2.5"	DT3SDD	505.
						
Pencil Tray	black				DS2PPTN	40.
	clear				DS2PPTC	47.
						

Order Code

Example:	DT3PDD-MEY
DT3	Series 2 Steel
PDD	Pedestal Drawer Divider Kit
MEY	Memo Yellow paint finish

Specification Information

Pencil Tray is available in black or clear finish. All other pedestal and storage tower accessories are supported with a black painted finish standard.

Application Notes

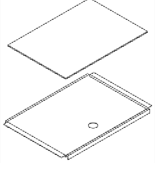




The Pedestal Drawer Divider Kit (**DT3PDD**) is comprised of a series of magnetic fences that attach to the bottom of a pedestal drawer body to support the division and management of space within pedestal box or file drawers. Each kit consist of (4) 3" wide, (3) 6" wide, (2) 9" wide and (2) 12" wide dividers. Dividers are constructed from steel and are available in black painted finish standard

The Pedestal Drawer Reference Tablet (**DT3RT**) provides a platform for supporting frequently accessed phone lists or important information. Each (**DT3RT**) is supported with a removeable clear plexi cover to protect your printed information. Reference tablets are available in black finish standard.

Storage Tower Accessories

Drawer Dividers

Series 2 Storage

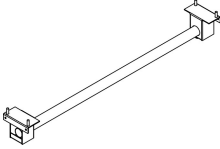
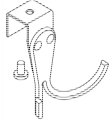
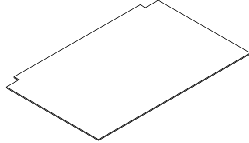
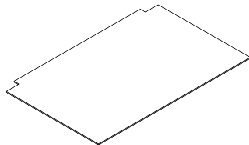
description	type	w	d	h	pattern no.	list
Pedstal Drawer Reference Tablet with Plexi Glass Cover					DT3RT	\$116.
						
Drawer Divider for Box Drawer					DS1PBD	34.
						
Drawer Divider for File Drawer					DS1PFD	34.
						
Stationary Insert for box drawers (4 trays)					DS1PST	182.
						
File Support Channel					DS1PFS	34.
						

Order Code	Specification Information	Application Notes
Example: DT3PDD-MEY		
DT3 Series 2 Steel	Pencil Tray is available in black or clear finish. All other pedestal and storage tower accessories are supported with a black painted finish standard.	<p>The Pedestal Drawer Divider Kit (DT3PDD) is comprised of a series of magnetic fences that attach to the bottom of a pedestal drawer body to support the division and management of space within pedestal box or file drawers. Each kit consist of (4) 3" wide, (3) 6" wide, (2) 9" wide and (2) 12" wide dividers. Dividers are constructed from steel and are available in black painted finish standard</p> <p>The Pedestal Drawer Reference Tablet (DT3RT) provides a platform for supporting frequently accessed phone lists or important information. Each (DT3RT) is supported with a removeable clear plexi cover to protect your printed information. Reference tablets are available in black finish standard.</p>
PDD Pedestal Drawer Divider Kit		
MEY Memo Yellow paint finish		

Storage Tower Accessories

Coat Hooks and Rods

Series 2 Storage

description	type	w	d	h	pattern no.	list
Coat bar kit for 9" wide wardrobes					DT3CB9	\$131.
						
Coat Bar Kit for 15" wide single door or 15" wide wardrobe					DT3CB15	136.
Coat Bar for 30" wide double door tower					DT3CB30	159.
Coat Bar for 24" wide single and double door towers					DT3CB24	147.
Drop Down Coat Hook for Use in tower without standard wardrobe					DT3DCH	87.
						
Floor Cover for 9" Wide Wardrobe	9" Wide Wardrobe				DT3FM9	63.
						
Floor Cover for 15" Wide Wardrobe	15" Wide Wardrobe				DT3FM15	76.
						

Specification Information

All towers with a 9" or 15" wardrobe are shipped with one coat hook installed at the factory. Coat rods are available as an accessory item and be placed within a 9" or 15" wardrobe or used within a 24" or 30" tower.

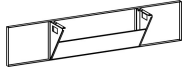
Application Notes

Drop Down coat hooks should be used when a wardrobe is not present. Drop Down coat hooks permit the hanging of coats and jackets within single door or double door towers. Floor Covers are designed for use within 9" and 15" wardrobes only.

Note: Consider combining a Drop Down coat hook with half depth shelves within a single door or double door tower to gain additional functionality from the cupboard area of the tower.

Dividends Horizon
Universal Modesty Panel, steel
 10" h

description	w	d	h	pattern no.	P1	P2	P3
10" h Universal modesty panel	24"	1"	10"	D1PS1024S	\$241.	\$271.	\$282.
Under worksurface mount	30"	1"	10"	D1PS1030S	249.	280.	290.
	36"	1"	10"	D1PS1036S	251.	282.	294.
	42"	1"	10"	D1PS1042S	254.	287.	298.
	48"	1"	10"	D1PS1048S	262.	297.	308.
	54"	1"	10"	D1PS1054S	280.	315.	328.
	60"	1"	10"	D1PS1060S	303.	343.	358.



Order Code

Example:

Specification Information

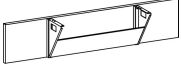
Pricing listed is for textured paint.
 Add \$35 to the list prices above for smooth paint finish option.

Application Notes

Modesty panel attaches to underside of any standard worksurface.
 Modesty panels are actual width.
 Cantilevers are color matched and each include a knockout with cover to provide horizontal management of cables.

Wire Management Trough
 Each screen includes a steel trough that sits between the cantilevers to support and/or conceal excess wires.

Dividends Horizon
Universal Modesty Panel, fabric
 10" h

description	w	d	h	pattern no.	10	15	20	25	30	35	40	45
10" h Universal modesty panel Under worksurface mount 	24"	1"	10"	D1PS1024F	\$415.	\$427.	\$445.	\$453.	\$466.	\$473.	\$480.	\$492.
	30"	1"	10"	D1PS1030F	424.	436.	457.	464.	475.	483.	490.	502.
	36"	1"	10"	D1PS1036F	437.	448.	470.	477.	489.	498.	506.	518.
	42"	1"	10"	D1PS1042F	447.	461.	480.	489.	502.	511.	519.	531.
	48"	1"	10"	D1PS1048F	461.	473.	494.	502.	516.	524.	534.	545.
	54"	1"	10"	D1PS1054F	463.	475.	497.	505.	518.	526.	536.	548.
	60"	1"	10"	D1PS1060F	508.	521.	545.	554.	570.	578.	588.	602.

Order Code

Specification Information

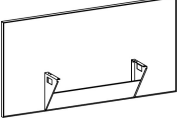
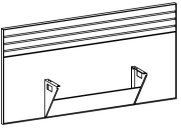
Application Notes

Example:

Modesty panel attaches to underside of any standard worksurface.
 Modesty panels are actual width.
 Cantilevers are color matched and each include a knockout with cover to provide horizontal management of cables.

Wire Management Trough
 Each screen includes a steel trough that sits between the cantilevers to support and/or conceal excess wires.

*Universal Privacy Screen, fabric and fabric w/7" slatwall
42" h horizon with 10" modesty*

description	w	d	h	pattern no.	10	15	20	25	30	35	40	45
Universal privacy screen, fabric 42" h horizon with 10" modesty 	24"	1"	24 1/2"	D1PS4224F	\$485.	\$499.	\$522.	\$531.	\$545.	\$554.	\$564.	\$578.
	30"	1"	24 1/2"	D1PS4230F	501.	516.	540.	549.	564.	574.	583.	597.
	36"	1"	24 1/2"	D1PS4236F	531.	546.	572.	582.	597.	607.	618.	632.
	42"	1"	24 1/2"	D1PS4242F	539.	553.	580.	590.	605.	617.	626.	643.
	48"	1"	24 1/2"	D1PS4248F	551.	569.	594.	605.	621.	631.	642.	657.
	54"	1"	24 1/2"	D1PS4254F	566.	581.	608.	620.	635.	647.	656.	673.
Universal privacy screen, fabric w/7" slatwall 42" h horizon with 10" modesty 	24"	1"	24 1/2"	D1PS4224W1	588.	605.	632.	645.	660.	673.	684.	701.
	30"	1"	24 1/2"	D1PS4230W1	645.	664.	695.	706.	726.	738.	751.	770.
	36"	1"	24 1/2"	D1PS4236W1	686.	705.	739.	753.	773.	786.	799.	820.
	42"	1"	24 1/2"	D1PS4242W1	737.	759.	795.	809.	831.	844.	859.	881.
	48"	1"	24 1/2"	D1PS4248W1	763.	786.	824.	838.	860.	876.	889.	912.
	54"	1"	24 1/2"	D1PS4254W1	850.	876.	916.	934.	958.	974.	991.	1,016.
60"	1"	24 1/2"	D1PS4260W1	881.	907.	950.	967.	992.	1,010.	1,026.	1,052.	

Order Code

Example:

Specification Information

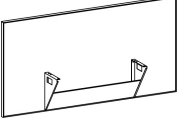
Pricing listed is for textured paint.
 Add \$35 to the list prices above for smooth paint finish option.
 Slatwall color matches screen back color.

Application Notes

Privacy screen attaches to underside of any standard worksurface.
 Privacy screens are actual width.
 Cantilevers are color matched and each include a knockout with cover to provide horizontal management of cables.
 42" horizon screen provides approximately 13 1/4" of privacy above worksurface height and 10" of modesty coverage below worksurface height.

Wire Management Trough
 Each screen includes a steel trough that sits between the cantilevers to support and/or conceal excess wires.

Dividends Horizon
Universal Privacy Screen, steel
42" h horizon with 10" modesty

description	w	d	h	pattern no.	P1	P2	P3
Universal privacy screen, steel 42" h horizon with 10" modesty 	24"	1"	24 1/2"	D1PS4224S	\$521.	\$596.	\$622.
	30"	1"	24 1/2"	D1PS4230S	532.	608.	634.
	36"	1"	24 1/2"	D1PS4236S	550.	630.	656.
	42"	1"	24 1/2"	D1PS4242S	558.	639.	666.
	48"	1"	24 1/2"	D1PS4248S	595.	682.	710.
	54"	1"	24 1/2"	D1PS4254S	624.	713.	744.
	60"	1"	24 1/2"	D1PS4260S	679.	777.	809.

Order Code

Specification Information

Application Notes

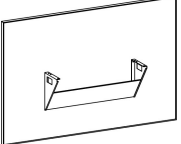
Example:

Pricing listed is for textured paint.
 Add \$35 to the list prices above for smooth paint finish option.
 Steel insert color matches screen back color.

Privacy screen attaches to underside of any standard worksurface.
 Privacy screens are actual width.
 Cantilevers are color matched and each include a knockout with cover to provide horizontal management of cables.
 42" horizon screen provides approximately 13 1/4" of privacy above worksurface height and 10" of modesty coverage below worksurface height.

Wire Management Trough
 Each screen includes a steel trough that sits between the cantilevers to support and/or conceal excess wires.

Dividends Horizon
Universal Privacy Screen, steel
42" h horizon with 17" modesty

description	w	d	h	pattern no.	P1	P2	P3
Universal privacy screen, steel 42" h horizon with 17" modesty 	24"	1"	31 7/8"	D1PS42T24S	\$539.	\$617.	\$643.
	30"	1"	31 7/8"	D1PS42T30S	554.	634.	661.
	36"	1"	31 7/8"	D1PS42T36S	583.	668.	695.
	42"	1"	31 7/8"	D1PS42T42S	599.	686.	717.
	48"	1"	31 7/8"	D1PS42T48S	621.	710.	739.
	54"	1"	31 7/8"	D1PS42T54S	649.	744.	775.
	60"	1"	31 7/8"	D1PS42T60S	706.	810.	844.

Order Code

Example:

Specification Information

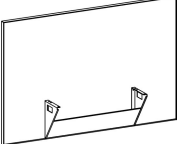
Pricing listed is for textured paint.
 Add \$35 to the list prices above for smooth paint finish option.
 Steel insert color matches screen back color.

Application Notes

Privacy screen attaches to underside of any standard worksurface.
 Privacy screens are actual width.
 Cantilevers are color matched and each include a knockout with cover to provide horizontal management of cables.
 42" horizon screen provides approximately 13 1/4" of privacy above worksurface height and 17" of modesty coverage below worksurface height.

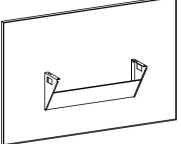
Wire Management Trough
 Each screen includes a steel trough that sits between the cantilevers to support and/or conceal excess wires.

Dividends Horizon
Universal Privacy Screen, steel
50" h horizon with 10" modesty

description	w	d	h	pattern no.	P1	P2	P3
Universal privacy screen, steel 50" h horizon with 10" modesty 	24"	1"	31 ⁷ / ₈ "	D1PS5024S	\$539.	\$617.	\$643.
	30"	1"	31 ⁷ / ₈ "	D1PS5030S	554.	634.	661.
	36"	1"	31 ⁷ / ₈ "	D1PS5036S	583.	668.	695.
	42"	1"	31 ⁷ / ₈ "	D1PS5042S	599.	686.	717.
	48"	1"	31 ⁷ / ₈ "	D1PS5048S	621.	710.	739.
	54"	1"	31 ⁷ / ₈ "	D1PS5054S	649.	744.	775.
	60"	1"	31 ⁷ / ₈ "	D1PS5060S	706.	810.	844.

Order Code	Specification Information	Application Notes
Example: _____ _____ _____ _____ _____ _____	Pricing listed is for textured paint. Add \$35 to the list prices above for smooth paint finish option. Steel insert color matches screen back color.	Wire Management Trough Each screen includes a steel trough that sits between the cantilevers to support and/or conceal excess wires. Privacy screens are actual width. Cantilevers are color matched and each include a knockout with cover to provide horizontal management of cables. 50" horizon screen provides approximately 17 ¹ / ₂ " of privacy above worksurface height and 10" of modesty coverage below worksurface height.

Dividends Horizon
Universal Privacy Screen, fabric
42" h horizon with 17" modesty

description	w	d	h	pattern no.	10	15	20	25	30	35	40	45
Universal privacy screen, fabric 42" h horizon with 17" modesty 	24"	1"	31 7/8"	D1PS42T24F	\$509.	\$522.	\$547.	\$557.	\$572.	\$581.	\$591.	\$605.
	30"	1"	31 7/8"	D1PS42T30F	523.	539.	564.	574.	589.	598.	608.	624.
	36"	1"	31 7/8"	D1PS42T36F	566.	581.	608.	620.	635.	647.	656.	673.
	42"	1"	31 7/8"	D1PS42T42F	577.	593.	622.	632.	649.	659.	671.	688.
	48"	1"	31 7/8"	D1PS42T48F	593.	612.	640.	650.	668.	679.	691.	707.
	54"	1"	31 7/8"	D1PS42T54F	610.	627.	656.	669.	686.	698.	708.	728.
	60"	1"	31 7/8"	D1PS42T60F	628.	647.	677.	690.	706.	720.	731.	750.

Order Code

Example:

Speciication Information

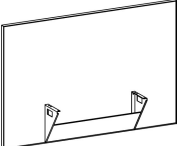
Pricing listed is for textured paint.
 Add \$35 to the list prices above for smooth paint finish option.

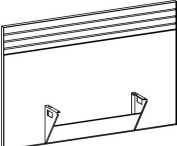
Application Notes

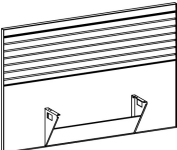
Privacy screen attaches to underside of any standard worksurface.
 Privacy screens are actual width.
 Cantilevers are color matched and each include a knockout with cover to provide horizontal management of cables.
 42" horizon screen provides approximately 13 1/4" of privacy above worksurface height and 17" of modesty coverage below worksurface height.

Wire Management Trough
 Each screen includes a steel trough that sits between the cantilevers to support and/or conceal excess wires.

*Universal Privacy Screen, fabric and fabric w/7" or 14" slatwall
50"h horizon with 10" modesty*

description	w	d	h	pattern no.	10	15	20	25	30	35	40	45
Universal privacy screen, fabric 50"h horizon with 10" modesty 	24"	1"	31 ⁷ / ₈ "	D1PS5024F	\$509.	\$522.	\$547.	\$557.	\$572.	\$581.	\$591.	\$605.
	30"	1"	31 ⁷ / ₈ "	D1PS5030F	523.	539.	564.	574.	589.	598.	608.	624.
	36"	1"	31 ⁷ / ₈ "	D1PS5036F	566.	581.	608.	620.	635.	647.	656.	673.
	42"	1"	31 ⁷ / ₈ "	D1PS5042F	577.	593.	622.	632.	649.	659.	671.	688.
	48"	1"	31 ⁷ / ₈ "	D1PS5048F	593.	612.	640.	650.	668.	679.	691.	707.
	54"	1"	31 ⁷ / ₈ "	D1PS5054F	610.	627.	656.	669.	686.	698.	708.	728.
60"	1"	31 ⁷ / ₈ "	D1PS5060F	628.	647.	677.	690.	706.	720.	731.	750.	

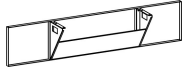
Universal privacy screen, fabric w/7" slatwall 50"h horizon with 10" modesty 	24"	1"	31 ⁷ / ₈ "	D1PS5024W1	612.	628.	657.	670.	687.	699.	711.	729.
	30"	1"	31 ⁷ / ₈ "	D1PS5030W1	670.	690.	722.	734.	754.	766.	780.	800.
	36"	1"	31 ⁷ / ₈ "	D1PS5036W1	721.	740.	776.	790.	810.	826.	839.	860.
	42"	1"	31 ⁷ / ₈ "	D1PS5042W1	776.	799.	836.	851.	874.	889.	904.	926.
	48"	1"	31 ⁷ / ₈ "	D1PS5048W1	805.	830.	867.	884.	907.	922.	939.	961.
	54"	1"	31 ⁷ / ₈ "	D1PS5054W1	896.	921.	966.	984.	1,010.	1,026.	1,045.	1,070.
60"	1"	31 ⁷ / ₈ "	D1PS5060W1	930.	956.	1,000.	1,019.	1,047.	1,065.	1,083.	1,110.	

Universal privacy screen, fabric w/14" slatwall 50"h horizon with 10" modesty 	24"	1"	31 ⁷ / ₈ "	D1PS5024W2	723.	743.	778.	792.	812.	828.	841.	862.
	30"	1"	31 ⁷ / ₈ "	D1PS5030W2	823.	846.	886.	902.	925.	942.	957.	982.
	36"	1"	31 ⁷ / ₈ "	D1PS5036W2	878.	903.	946.	962.	989.	1,006.	1,022.	1,049.
	42"	1"	31 ⁷ / ₈ "	D1PS5042W2	973.	1,003.	1,050.	1,068.	1,097.	1,117.	1,135.	1,164.
	48"	1"	31 ⁷ / ₈ "	D1PS5048W2	1,015.	1,045.	1,095.	1,115.	1,144.	1,164.	1,185.	1,214.
	54"	1"	31 ⁷ / ₈ "	D1PS5054W2	1,178.	1,214.	1,272.	1,295.	1,330.	1,353.	1,376.	1,411.
60"	1"	31 ⁷ / ₈ "	D1PS5060W2	1,225.	1,262.	1,321.	1,345.	1,381.	1,406.	1,429.	1,465.	

Order Code	Specification Information	Application Notes
Example: <hr/> <hr/> <hr/> <hr/> <hr/> <hr/> <hr/>	Pricing listed is for textured paint. Add \$35 to the list prices above for smooth paint finish option. Slatwall color matches screen back color.	Wire Management Trough Each screen includes a steel trough that sits between the cantilevers to support and/or conceal excess wires. Privacy screens are actual width. Cantilevers are color matched and each include a knockout with cover to provide horizontal management of cables. 50" horizon screen provides approximately 17 1/2" of privacy above worksurface height and 10" of modesty coverage below worksurface height.

Template
Universal Modesty Panel, steel
 10" h

description	w	d	h	pattern no.	P1	P2	P3
10" h Universal modesty panel	24"	1"	10"	B1PS1024S	\$241.	\$271.	\$282.
Under worksurface mount	30"	1"	10"	B1PS1030S	249.	280.	290.
	36"	1"	10"	B1PS1036S	251.	282.	294.
	42"	1"	10"	B1PS1042S	254.	287.	298.
	48"	1"	10"	B1PS1048S	262.	297.	308.
	54"	1"	10"	B1PS1054S	280.	315.	328.
	60"	1"	10"	B1PS1060S	303.	343.	358.



Order Code

Example:

Specification Information

Pricing listed is for textured paint.
 Add \$35 to the list prices above for smooth paint finish option.

Application Notes

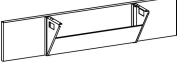
Modesty panel attaches to underside of any standard worksurface.
 Modesty panels are actual width.
 Cantilevers are color matched and each include a knockout with cover to provide horizontal management of cables.

Wire Management Trough
 Each screen includes a steel trough that sits between the cantilevers to support and/or conceal excess wires.

Template

Universal Modesty Panel, fabric

10" h

description	w	d	h	pattern no.	10	15	20	25	30	35	40	45
10" h Universal modesty panel Under worksurface mount 	24"	1"	10"	B1PS1024F	\$415.	\$427.	\$445.	\$453.	\$466.	\$473.	\$480.	\$492.
	30"	1"	10"	B1PS1030F	424.	436.	457.	464.	475.	483.	490.	502.
	36"	1"	10"	B1PS1036F	437.	448.	470.	477.	489.	498.	506.	518.
	42"	1"	10"	B1PS1042F	447.	461.	480.	489.	502.	511.	519.	531.
	48"	1"	10"	B1PS1048F	461.	473.	494.	502.	516.	524.	534.	545.
	54"	1"	10"	B1PS1054F	463.	475.	497.	505.	518.	526.	536.	548.
	60"	1"	10"	B1PS1060F	508.	521.	545.	554.	570.	578.	588.	602.

Order Code

Example:

Specification Information

Modesty panel attaches to underside of any standard worksurface.

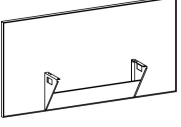
Modesty panels are actual width.

Cantilevers are color matched and each include a knockout with cover to provide horizontal management of cables.

Application Notes

Wire Management Trough
 Each screen includes a steel trough that sits between the cantilevers to support and/or conceal excess wires.

Template
Universal Privacy Screen, steel
42" h horizon with 10" modesty

description	w	d	h	pattern no.	P1	P2	P3
Universal privacy screen, steel 42" h horizon with 10" modesty 	24"	1"	24 1/2"	B1PS4224S	\$521.	\$596.	\$622.
	30"	1"	24 1/2"	B1PS4230S	532.	608.	634.
	36"	1"	24 1/2"	B1PS4236S	550.	630.	656.
	42"	1"	24 1/2"	B1PS4242S	558.	639.	666.
	48"	1"	24 1/2"	B1PS4248S	595.	682.	710.
	54"	1"	24 1/2"	B1PS4254S	624.	713.	744.
	60"	1"	24 1/2"	B1PS4260S	679.	777.	809.

Order Code

Example:

Specification Information

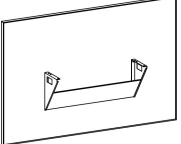
Pricing listed is for textured paint.
 Add \$35 to the list prices above for smooth paint finish option.
 Steel insert color matches screen back color.

Application Notes

Privacy screen attaches to underside of any standard worksurface.
 Privacy screens are actual width.
 Cantilevers are color matched and each include a knockout with cover to provide horizontal management of cables.
 42" horizon screen provides approximately 13 1/4" of privacy above worksurface height and 10" of modesty coverage below worksurface height.

Wire Management Trough
 Each screen includes a steel trough that sits between the cantilevers to support and/or conceal excess wires.

Template
Universal Privacy Screen, steel
42" h horizon with 17" modesty

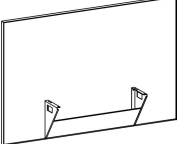
description	w	d	h	pattern no.	P1	P2	P3
Universal privacy screen, steel 42" h horizon with 17" modesty 	24"	1"	31 7/8"	B1PS42T24S	\$539.	\$617.	\$643.
	30"	1"	31 7/8"	B1PS42T30S	554.	634.	661.
	36"	1"	31 7/8"	B1PS42T36S	583.	668.	695.
	42"	1"	31 7/8"	B1PS42T42S	599.	686.	717.
	48"	1"	31 7/8"	B1PS42T48S	621.	710.	739.
	54"	1"	31 7/8"	B1PS42T54S	649.	744.	775.
	60"	1"	31 7/8"	B1PS42T60S	706.	810.	844.

Order Code	Specification Information	Application Notes
Example: _____ _____ _____ _____ _____ _____	Pricing listed is for textured paint. Add \$35 to the list prices above for smooth paint finish option. Steel insert color matches screen back color.	Privacy screen attaches to underside of any standard worksurface. Privacy screens are actual width. Cantilevers are color matched and each include a knockout with cover to provide horizontal management of cables. 42" horizon screen provides approximately 13 1/4" of privacy above worksurface height and 17" of modesty coverage below worksurface height.
		Wire Management Trough Each screen includes a steel trough that sits between the cantilevers to support and/or conceal excess wires.

Template

Universal Privacy Screen, steel

50" h horizon with 10" modesty

description	w	d	h	pattern no.	P1	P2	P3
Universal privacy screen, steel 50" h horizon with 10" modesty 	24"	1"	31 ⁷ / ₈ "	B1PS5024S	\$539.	\$617.	\$643.
	30"	1"	31 ⁷ / ₈ "	B1PS5030S	554.	634.	661.
	36"	1"	31 ⁷ / ₈ "	B1PS5036S	583.	668.	695.
	42"	1"	31 ⁷ / ₈ "	B1PS5042S	599.	686.	717.
	48"	1"	31 ⁷ / ₈ "	B1PS5048S	621.	710.	739.
	54"	1"	31 ⁷ / ₈ "	B1PS5054S	649.	744.	775.
	60"	1"	31 ⁷ / ₈ "	B1PS5060S	706.	810.	844.

Order Code

Example:

Specification Information

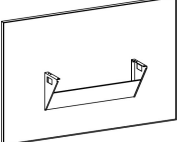
Pricing listed is for textured paint.
 Add \$35 to the list prices above for smooth paint finish option.
 Steel insert color matches screen back color.

Application Notes

Privacy screen attaches to underside of any standard worksurface.
 Privacy screens are actual width.
 Cantilevers are color matched and each include a knockout with cover to provide horizontal management of cables.
 50" horizon screen provides approximately 17¹/₂" of privacy above worksurface height and 10" of modesty coverage below worksurface height.

Wire Management Trough
 Each screen includes a steel trough that sits between the cantilevers to support and/or conceal excess wires.

Template
Universal Privacy Screen, fabric
42" h horizon with 17" modesty

description	w	d	h	pattern no.	10	15	20	25	30	35	40	45
Universal privacy screen, fabric 42" h horizon with 17" modesty 	24"	1"	31 7/8"	B1PS42T24F	\$509.	\$522.	\$547.	\$557.	\$572.	\$581.	\$591.	\$605.
	30"	1"	31 7/8"	B1PS42T30F	523.	539.	564.	574.	589.	598.	608.	624.
	36"	1"	31 7/8"	B1PS42T36F	566.	581.	608.	620.	635.	647.	656.	673.
	42"	1"	31 7/8"	B1PS42T42F	577.	593.	622.	632.	649.	659.	671.	688.
	48"	1"	31 7/8"	B1PS42T48F	593.	612.	640.	650.	668.	679.	691.	707.
	54"	1"	31 7/8"	B1PS42T54F	610.	627.	656.	669.	686.	698.	708.	728.
	60"	1"	31 7/8"	B1PS42T60F	628.	647.	677.	690.	706.	720.	731.	750.

Order Code

Example:

Specification Information

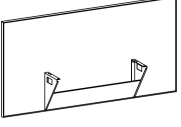
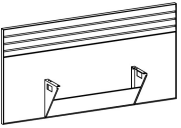
Pricing listed is for textured paint.
 Add \$35 to the list prices above for smooth paint finish option.

Application Notes

Privacy screen attaches to underside of any standard worksurface.
 Privacy screens are actual width.
 Cantilevers are color matched and each include a knockout with cover to provide horizontal management of cables.
 42" horizon screen provides approximately 13 1/4" of privacy above worksurface height and 17" of modesty coverage below worksurface height.

Wire Management Trough
 Each screen includes a steel trough that sits between the cantilevers to support and/or conceal excess wires.

*Universal Privacy Screen, fabric and fabric w/7" or 14" slatwall
42" h horizon with 10" modesty*

description	w	d	h	pattern no.	10	15	20	25	30	35	40	45
Universal privacy screen, fabric 42" h horizon with 10" modesty 	24"	1"	24 1/2"	B1PS4224F	\$485.	\$499.	\$522.	\$531.	\$545.	\$554.	\$564.	\$578.
	30"	1"	24 1/2"	B1PS4230F	501.	516.	540.	549.	564.	574.	583.	597.
	36"	1"	24 1/2"	B1PS4236F	531.	546.	572.	582.	597.	607.	618.	632.
	42"	1"	24 1/2"	B1PS4242F	539.	553.	580.	590.	605.	617.	626.	643.
	48"	1"	24 1/2"	B1PS4248F	551.	569.	594.	605.	621.	631.	642.	657.
	54"	1"	24 1/2"	B1PS4254F	566.	581.	608.	620.	635.	647.	656.	673.
Universal privacy screen, fabric w/7" slatwall 42" h horizon with 10" modesty 	24"	1"	24 1/2"	B1PS4224W1	588.	605.	632.	645.	660.	673.	684.	701.
	30"	1"	24 1/2"	B1PS4230W1	645.	664.	695.	706.	726.	738.	751.	770.
	36"	1"	24 1/2"	B1PS4236W1	686.	705.	739.	753.	773.	786.	799.	820.
	42"	1"	24 1/2"	B1PS4242W1	737.	759.	795.	809.	831.	844.	859.	881.
	48"	1"	24 1/2"	B1PS4248W1	763.	786.	824.	838.	860.	876.	889.	912.
	54"	1"	24 1/2"	B1PS4254W1	850.	876.	916.	934.	958.	974.	991.	1,016.
60"	1"	24 1/2"	B1PS4260W1	881.	907.	950.	967.	992.	1,010.	1,026.	1,052.	

Order Code

Example:

Specification Information

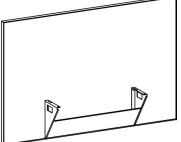
Pricing listed is for textured paint.
 Add \$35 to the list prices above for smooth paint finish option.
 Slatwall color matches screen back color.

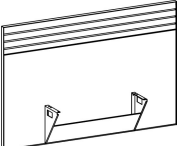
Application Notes

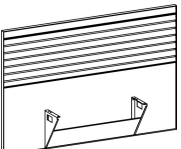
Privacy screen attaches to underside of any standard worksurface.
 Privacy screens are actual width.
 Cantilevers are color matched and each include a knockout with cover to provide horizontal management of cables.
 42" horizon screen provides approximately 13 1/4" of privacy above worksurface height and 10" of modesty coverage below worksurface height.

Wire Management Trough
 Each screen includes a steel trough that sits between the cantilevers to support and/or conceal excess wires.

*Universal Privacy Screen, fabric and fabric w/7" or 14" slatwall
50" h horizon with 10" modesty*

description	w	d	h	pattern no.	10	15	20	25	30	35	40	45
Universal privacy screen, fabric 50" h horizon with 10" modesty 	24"	1"	31 ⁷ / ₈ "	B1PS5024F	\$509.	\$522.	\$547.	\$557.	\$572.	\$581.	\$591.	\$605.
	30"	1"	31 ⁷ / ₈ "	B1PS5030F	523.	539.	564.	574.	589.	598.	608.	624.
	36"	1"	31 ⁷ / ₈ "	B1PS5036F	566.	581.	608.	620.	635.	647.	656.	673.
	42"	1"	31 ⁷ / ₈ "	B1PS5042F	577.	593.	622.	632.	649.	659.	671.	688.
	48"	1"	31 ⁷ / ₈ "	B1PS5048F	593.	612.	640.	650.	668.	679.	691.	707.
	54"	1"	31 ⁷ / ₈ "	B1PS5054F	610.	627.	656.	669.	686.	698.	708.	728.
60"	1"	31 ⁷ / ₈ "	B1PS5060F	628.	647.	677.	690.	706.	720.	731.	750.	

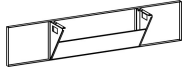
Universal privacy screen, fabric w/7" slatwall 50" h horizon with 10" modesty 	24"	1"	31 ⁷ / ₈ "	B1PS5024W1	612.	628.	657.	670.	687.	699.	711.	729.
	30"	1"	31 ⁷ / ₈ "	B1PS5030W1	670.	690.	722.	734.	754.	766.	780.	800.
	36"	1"	31 ⁷ / ₈ "	B1PS5036W1	721.	740.	776.	790.	810.	826.	839.	860.
	42"	1"	31 ⁷ / ₈ "	B1PS5042W1	776.	799.	836.	851.	874.	889.	904.	926.
	48"	1"	31 ⁷ / ₈ "	B1PS5048W1	805.	830.	867.	884.	907.	922.	939.	961.
	54"	1"	31 ⁷ / ₈ "	B1PS5054W1	896.	921.	966.	984.	1,010.	1,026.	1,045.	1,070.
60"	1"	31 ⁷ / ₈ "	B1PS5060W1	930.	956.	1,000.	1,019.	1,047.	1,065.	1,083.	1,110.	

Universal privacy screen, fabric w/14" slatwall 50" h horizon with 10" modesty 	24"	1"	31 ⁷ / ₈ "	B1PS5024W2	723.	743.	778.	792.	812.	828.	841.	862.
	30"	1"	31 ⁷ / ₈ "	B1PS5030W2	823.	846.	886.	902.	925.	942.	957.	982.
	36"	1"	31 ⁷ / ₈ "	B1PS5036W2	878.	903.	946.	962.	989.	1,006.	1,022.	1,049.
	42"	1"	31 ⁷ / ₈ "	B1PS5042W2	973.	1,003.	1,050.	1,068.	1,097.	1,117.	1,135.	1,164.
	48"	1"	31 ⁷ / ₈ "	B1PS5048W2	1,015.	1,045.	1,095.	1,115.	1,144.	1,164.	1,185.	1,214.
	54"	1"	31 ⁷ / ₈ "	B1PS5054W2	1,178.	1,214.	1,272.	1,295.	1,330.	1,353.	1,376.	1,411.
60"	1"	31 ⁷ / ₈ "	B1PS5060W2	1,225.	1,262.	1,321.	1,345.	1,381.	1,406.	1,429.	1,465.	

Order Code	Specification Information	Application Notes
Example: <hr/> <hr/> <hr/> <hr/> <hr/> <hr/> <hr/>	Pricing listed is for textured paint. Add \$35 to the list prices above for smooth paint finish option. Slatwall color matches screen back color.	Wire Management Trough Each screen includes a steel trough that sits between the cantilevers to support and/or conceal excess wires. Privacy screens are actual width. Cantilevers are color matched and each include a knockout with cover to provide horizontal management of cables. 50" horizon screen provides approximately 17 1/2" of privacy above worksurface height and 10" of modesty coverage below worksurface height.

Reff / AutoStrada
 Universal Modesty Panel, steel
 10" h

description	w	d	h	pattern no.	P1	P2	P3
10" h Universal modesty panel	24"	1"	10"	R1PS1024S	\$241.	\$271.	\$282.
Under worksurface mount	30"	1"	10"	R1PS1030S	249.	280.	290.
	36"	1"	10"	R1PS1036S	251.	282.	294.
	42"	1"	10"	R1PS1042S	254.	287.	298.
	48"	1"	10"	R1PS1048S	262.	297.	308.
	54"	1"	10"	R1PS1054S	280.	315.	328.
	60"	1"	10"	R1PS1060S	303.	343.	358.



Order Code

Example:

Specification Information

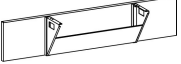
Pricing listed is for textured paint.
 Add \$35 to the list prices above for smooth paint finish option.

Application Notes

Modesty panel attaches to underside of any standard worksurface.
 Modesty panels are actual width.
 Cantilevers are color matched and each include a knockout with cover to provide horizontal management of cables.

Wire Management Trough
 Each screen includes a steel trough that sits between the cantilevers to support and/or conceal excess wires.

Reff / AutoStrada
Universal Modesty Panel, fabric
 10" h

description	w	d	h	pattern no.	10	15	20	25	30	35	40	45
10" h Universal modesty panel Under worksurface mount 	24"	1"	10"	R1PS1024F	\$415.	\$427.	\$445.	\$453.	\$466.	\$473.	\$480.	\$492.
	30"	1"	10"	R1PS1030F	424.	436.	457.	464.	475.	483.	490.	502.
	36"	1"	10"	R1PS1036F	437.	448.	470.	477.	489.	498.	506.	518.
	42"	1"	10"	R1PS1042F	447.	461.	480.	489.	502.	511.	519.	531.
	48"	1"	10"	R1PS1048F	461.	473.	494.	502.	516.	524.	534.	545.
	54"	1"	10"	R1PS1054F	463.	475.	497.	505.	518.	526.	536.	548.
	60"	1"	10"	R1PS1060F	508.	521.	545.	554.	570.	578.	588.	602.

Order Code

Specification Information

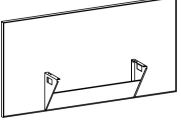
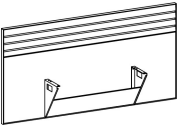
Application Notes

Example:

Modesty panel attaches to underside of any standard worksurface.
 Modesty panels are actual width.
 Cantilevers are color matched and each include a knockout with cover to provide horizontal management of cables.

Wire Management Trough
 Each screen includes a steel trough that sits between the cantilevers to support and/or conceal excess wires.

*Universal Privacy Screen, fabric and fabric w/7" slatwall
42" h horizon with 10" modesty*

description	w	d	h	pattern no.	10	15	20	25	30	35	40	45
Universal privacy screen, fabric 42" h horizon with 10" modesty 	24"	1"	24 1/2"	R1PS4224F	\$485.	\$499.	\$522.	\$531.	\$545.	\$554.	\$564.	\$578.
	30"	1"	24 1/2"	R1PS4230F	501.	516.	540.	549.	564.	574.	583.	597.
	36"	1"	24 1/2"	R1PS4236F	531.	546.	572.	582.	597.	607.	618.	632.
	42"	1"	24 1/2"	R1PS4242F	539.	553.	580.	590.	605.	617.	626.	643.
	48"	1"	24 1/2"	R1PS4248F	551.	569.	594.	605.	621.	631.	642.	657.
	54"	1"	24 1/2"	R1PS4254F	566.	581.	608.	620.	635.	647.	656.	673.
Universal privacy screen, fabric w/7" slatwall 42" h horizon with 10" modesty 	24"	1"	24 1/2"	R1PS4224W1	588.	605.	632.	645.	660.	673.	684.	701.
	30"	1"	24 1/2"	R1PS4230W1	645.	664.	695.	706.	726.	738.	751.	770.
	36"	1"	24 1/2"	R1PS4236W1	686.	705.	739.	753.	773.	786.	799.	820.
	42"	1"	24 1/2"	R1PS4242W1	737.	759.	795.	809.	831.	844.	859.	881.
	48"	1"	24 1/2"	R1PS4248W1	763.	786.	824.	838.	860.	876.	889.	912.
	54"	1"	24 1/2"	R1PS4254W1	850.	876.	916.	934.	958.	974.	991.	1,016.
60"	1"	24 1/2"	R1PS4260W1	881.	907.	950.	967.	992.	1,010.	1,026.	1,052.	

Order Code

Example:

Specification Information

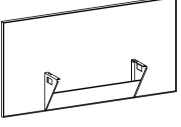
Pricing listed is for textured paint.
 Add \$35 to the list prices above for smooth paint finish option.
 Slatwall color matches screen back color.

Application Notes

Privacy screen attaches to underside of any standard worksurface.
 Privacy screens are actual width.
 Cantilevers are color matched and each include a knockout with cover to provide horizontal management of cables.
 42" horizon screen provides approximately 13 1/4" of privacy above worksurface height and 10" of modesty coverage below worksurface height.

Wire Management Trough
 Each screen includes a steel trough that sits between the cantilevers to support and/or conceal excess wires.

Reff / AutoStrada
 Universal Privacy Screen, steel
 42" h horizon with 10" modesty

description	w	d	h	pattern no.	P1	P2	P3
Universal privacy screen, steel 42" h horizon with 10" modesty 	24"	1"	24 1/2"	R1PS4224S	\$521.	\$596.	\$622.
	30"	1"	24 1/2"	R1PS4230S	532.	608.	634.
	36"	1"	24 1/2"	R1PS4236S	550.	630.	656.
	42"	1"	24 1/2"	R1PS4242S	558.	639.	666.
	48"	1"	24 1/2"	R1PS4248S	595.	682.	710.
	54"	1"	24 1/2"	R1PS4254S	624.	713.	744.
	60"	1"	24 1/2"	R1PS4260S	679.	777.	809.

Order Code

Example:

Specification Information

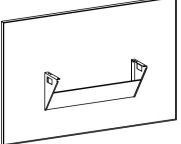
Pricing listed is for textured paint.
 Add \$35 to the list prices above for smooth paint finish option.
 Steel insert color matches screen back color.

Application Notes

Privacy screen attaches to underside of any standard worksurface.
 Privacy screens are actual width.
 Cantilevers are color matched and each include a knockout with cover to provide horizontal management of cables.
 42" horizon screen provides approximately 13 1/4" of privacy above worksurface height and 10" of modesty coverage below worksurface height.

Wire Management Trough
 Each screen includes a steel trough that sits between the cantilevers to support and/or conceal excess wires.

Reff / AutoStrada
 Universal Privacy Screen, steel
 42" h horizon with 17" modesty

description	w	d	h	pattern no.	P1	P2	P3
Universal privacy screen, steel 42" h horizon with 17" modesty 	24"	1"	31 7/8"	R1PS42T24S	\$539.	\$617.	\$643.
	30"	1"	31 7/8"	R1PS42T30S	554.	634.	661.
	36"	1"	31 7/8"	R1PS42T36S	583.	668.	695.
	42"	1"	31 7/8"	R1PS42T42S	599.	686.	717.
	48"	1"	31 7/8"	R1PS42T48S	621.	710.	739.
	54"	1"	31 7/8"	R1PS42T54S	649.	744.	775.
	60"	1"	31 7/8"	R1PS42T60S	706.	810.	844.

Order Code

Example:

Specification Information

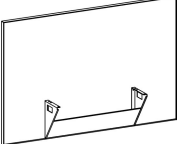
Pricing listed is for textured paint.
 Add \$35 to the list prices above for smooth paint finish option.
 Steel insert color matches screen back color.

Application Notes

Privacy screen attaches to underside of any standard worksurface.
 Privacy screens are actual width.
 Cantilevers are color matched and each include a knockout with cover to provide horizontal management of cables.
 42" horizon screen provides approximately 13 1/4" of privacy above worksurface height and 17" of modesty coverage below worksurface height.

Wire Management Trough
 Each screen includes a steel trough that sits between the cantilevers to support and/or conceal excess wires.

Reff / AutoStrada
 Universal Privacy Screen, steel
 49" h horizon with 10" modesty

description	w	d	h	pattern no.	P1	P2	P3
Universal privacy screen, steel 49" h horizon with 10" modesty 	24"	1"	24 1/2"	R1PS4924S	\$539.	\$617.	\$643.
	30"	1"	24 1/2"	R1PS4930S	554.	634.	661.
	36"	1"	24 1/2"	R1PS4936S	583.	668.	695.
	42"	1"	24 1/2"	R1PS4942S	599.	686.	717.
	48"	1"	24 1/2"	R1PS4948S	621.	710.	739.
	54"	1"	24 1/2"	R1PS4954S	649.	744.	775.
	60"	1"	24 1/2"	R1PS4960S	706.	810.	844.

Order Code

Specification Information

Application Notes

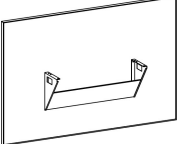
Example:

Pricing listed is for textured paint.
 Add \$35 to the list prices above for smooth paint finish option.
 Steel insert color matches screen back color.

Privacy screen attaches to underside of any standard worksurface.
 Privacy screens are actual width.
 Cantilevers are color matched and each include a knockout with cover to provide horizontal management of cables.
 49" horizon screen provides approximately 17 1/2" of privacy above worksurface height and 10" of modesty coverage below worksurface height.

Wire Management Trough
 Each screen includes a steel trough that sits between the cantilevers to support and/or conceal excess wires.

Reff / AutoStrada
 Universal Privacy Screen, fabric
 42" h horizon with 17" modesty

description	w	d	h	pattern no.	10	15	20	25	30	35	40	45
Universal privacy screen, fabric 42" h horizon with 17" modesty 	24"	1"	31 7/8"	R1PS42T24F	\$509.	\$522.	\$547.	\$557.	\$572.	\$581.	\$591.	\$605.
	30"	1"	31 7/8"	R1PS42T30F	523.	539.	564.	574.	589.	598.	608.	624.
	36"	1"	31 7/8"	R1PS42T36F	566.	581.	608.	620.	635.	647.	656.	673.
	42"	1"	31 7/8"	R1PS42T42F	577.	593.	622.	632.	649.	659.	671.	688.
	48"	1"	31 7/8"	R1PS42T48F	593.	612.	640.	650.	668.	679.	691.	707.
	54"	1"	31 7/8"	R1PS42T54F	610.	627.	656.	669.	686.	698.	708.	728.
	60"	1"	31 7/8"	R1PS42T60F	628.	647.	677.	690.	706.	720.	731.	750.

Order Code

Example:

Specification Information

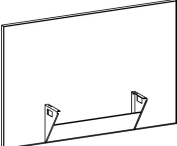
Pricing listed is for textured paint.
 Add \$35 to the list prices above for smooth paint finish option.

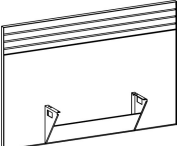
Application Notes

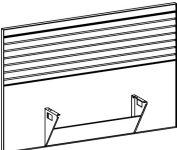
Privacy screen attaches to underside of any standard worksurface.
 Privacy screens are actual width.
 Cantilevers are color matched and each include a knockout with cover to provide horizontal management of cables.
 42" horizon screen provides approximately 13 1/4" of privacy above worksurface height and 17" of modesty coverage below worksurface height.

Wire Management Trough
 Each screen includes a steel trough that sits between the cantilevers to support and/or conceal excess wires.

*Universal Privacy Screen, fabric and fabric w/ 7" or 14" slatwall
49" h horizon with 10" modesty*

description	w	d	h	pattern no.	10	15	20	25	30	35	40	45
Universal privacy screen, fabric 49" h horizon with 10" modesty 	24"	1"	31 ⁷ / ₈ "	R1PS4924F	\$509.	\$522.	\$547.	\$557.	\$572.	\$581.	\$591.	\$605.
	30"	1"	31 ⁷ / ₈ "	R1PS4930F	523.	539.	564.	574.	589.	598.	608.	624.
	36"	1"	31 ⁷ / ₈ "	R1PS4936F	566.	581.	608.	620.	635.	647.	656.	673.
	42"	1"	31 ⁷ / ₈ "	R1PS4942F	577.	593.	622.	632.	649.	659.	671.	688.
	48"	1"	31 ⁷ / ₈ "	R1PS4948F	593.	612.	640.	650.	668.	679.	691.	707.
	54"	1"	31 ⁷ / ₈ "	R1PS4954F	610.	627.	656.	669.	686.	698.	708.	728.
60"	1"	31 ⁷ / ₈ "	R1PS4960F	628.	647.	677.	690.	706.	720.	731.	750.	

Universal privacy screen, fabric w/7" slatwall 49" h horizon with 10" modesty 	24"	1"	31 ⁷ / ₈ "	R1PS4924W1	612.	628.	657.	670.	687.	699.	711.	729.
	30"	1"	31 ⁷ / ₈ "	R1PS4930W1	670.	690.	722.	734.	754.	766.	780.	800.
	36"	1"	31 ⁷ / ₈ "	R1PS4936W1	721.	740.	776.	790.	810.	826.	839.	860.
	42"	1"	31 ⁷ / ₈ "	R1PS4942W1	776.	799.	836.	851.	874.	889.	904.	926.
	48"	1"	31 ⁷ / ₈ "	R1PS4948W1	805.	830.	867.	884.	907.	922.	939.	961.
	54"	1"	31 ⁷ / ₈ "	R1PS4954W1	896.	921.	966.	984.	1,010.	1,026.	1,045.	1,070.
60"	1"	31 ⁷ / ₈ "	R1PS4960W1	930.	956.	1,000.	1,019.	1,047.	1,065.	1,083.	1,110.	

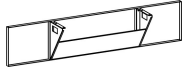
Universal privacy screen, fabric w/14" slatwall 49" h horizon with 10" modesty 	24"	1"	31 ⁷ / ₈ "	R1PS4924W2	723.	743.	778.	792.	812.	828.	841.	862.
	30"	1"	31 ⁷ / ₈ "	R1PS4930W2	823.	846.	886.	902.	925.	942.	957.	982.
	36"	1"	31 ⁷ / ₈ "	R1PS4936W2	878.	903.	946.	962.	989.	1,006.	1,022.	1,049.
	42"	1"	31 ⁷ / ₈ "	R1PS4942W2	973.	1,003.	1,050.	1,068.	1,097.	1,117.	1,135.	1,164.
	48"	1"	31 ⁷ / ₈ "	R1PS4948W2	1,015.	1,045.	1,095.	1,115.	1,144.	1,164.	1,185.	1,214.
	54"	1"	31 ⁷ / ₈ "	R1PS4954W2	1,178.	1,214.	1,272.	1,295.	1,330.	1,353.	1,376.	1,411.
60"	1"	31 ⁷ / ₈ "	R1PS4960W2	1,225.	1,262.	1,321.	1,345.	1,381.	1,406.	1,429.	1,465.	

Order Code	Specification Information	Application Notes
Example: <hr/> <hr/> <hr/> <hr/> <hr/> <hr/>	Pricing listed is for textured paint. Add \$35 to the list prices above for smooth paint finish option. Slatwall color matches screen back color.	Wire Management Trough Each screen includes a steel trough that sits between the cantilevers to support and/or conceal excess wires. Privacy screens are actual width. Cantilevers are color matched and each include a knockout with cover to provide horizontal management of cables. 49" horizon screen provides approximately 17 ¹ / ₂ " of privacy above worksurface height and 10" of modesty coverage below worksurface height.

Morrison / Currents
Universal Modesty Panel, steel
 10" h

Series 2 Storage

description	w	d	h	pattern no.	P1	P2	P3
10" h Universal modesty panel	24"	1"	10"	A1PS1024S	\$241.	\$271.	\$282.
Under worksurface mount	30"	1"	10"	A1PS1030S	249.	280.	290.
	36"	1"	10"	A1PS1036S	251.	282.	294.
	42"	1"	10"	A1PS1042S	254.	287.	298.
	48"	1"	10"	A1PS1048S	262.	297.	308.
	54"	1"	10"	A1PS1054S	280.	315.	328.
	60"	1"	10"	A1PS1060S	303.	343.	358.



Order Code

Example:

Specification Information

Pricing listed is for textured paint.
 Add \$35 to the list prices above for smooth paint finish option.

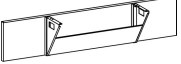
Application Notes

Modesty panel attaches to underside of any standard worksurface.
 Modesty panels are actual width.
 Cantilevers are color matched and each include a knockout with cover to provide horizontal management of cables.

Wire Management Trough
 Each screen includes a steel trough that sits between the cantilevers to support and/or conceal excess wires.

Morrison / Currents
Universal Modesty Panel, fabric
 10" h

Series 2 Storage

description	w	d	h	pattern no.	10	15	20	25	30	35	40	45
10" h Universal modesty panel Under worksurface mount 	24"	1"	10"	A1PS1024F	\$415.	\$427.	\$445.	\$453.	\$466.	\$473.	\$480.	\$492.
	30"	1"	10"	A1PS1030F	424.	436.	457.	464.	475.	483.	490.	502.
	36"	1"	10"	A1PS1036F	437.	448.	470.	477.	489.	498.	506.	518.
	42"	1"	10"	A1PS1042F	447.	461.	480.	489.	502.	511.	519.	531.
	48"	1"	10"	A1PS1048F	461.	473.	494.	502.	516.	524.	534.	545.
	54"	1"	10"	A1PS1054F	463.	475.	497.	505.	518.	526.	536.	548.
	60"	1"	10"	A1PS1060F	508.	521.	545.	554.	570.	578.	588.	602.

Order Code

Specification Information

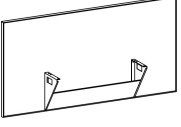
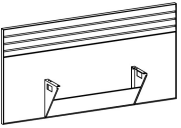
Application Notes

Example:

Modesty panel attaches to underside of any standard worksurface.
 Modesty panels are actual width.
 Cantilevers are color matched and each include a knockout with cover to provide horizontal management of cables.

Wire Management Trough
 Each screen includes a steel trough that sits between the cantilevers to support and/or conceal excess wires.

*Universal Privacy Screen, fabric and fabric w/7" slatwall
42" h horizon with 10" modesty*

description	w	d	h	pattern no.	10	15	20	25	30	35	40	45
Universal privacy screen, fabric 42" h horizon with 10" modesty 	24"	1"	24 1/2"	A1PS4224F	\$485.	\$499.	\$522.	\$531.	\$545.	\$554.	\$564.	\$578.
	30"	1"	24 1/2"	A1PS4230F	501.	516.	540.	549.	564.	574.	583.	597.
	36"	1"	24 1/2"	A1PS4236F	531.	546.	572.	582.	597.	607.	618.	632.
	42"	1"	24 1/2"	A1PS4242F	539.	553.	580.	590.	605.	617.	626.	643.
	48"	1"	24 1/2"	A1PS4248F	551.	569.	594.	605.	621.	631.	642.	657.
	54"	1"	24 1/2"	A1PS4254F	566.	581.	608.	620.	635.	647.	656.	673.
Universal privacy screen, fabric w/7" slatwall 42" h horizon with 10" modesty 	24"	1"	24 1/2"	A1PS4224W1	588.	605.	632.	645.	660.	673.	684.	701.
	30"	1"	24 1/2"	A1PS4230W1	645.	664.	695.	706.	726.	738.	751.	770.
	36"	1"	24 1/2"	A1PS4236W1	686.	705.	739.	753.	773.	786.	799.	820.
	42"	1"	24 1/2"	A1PS4242W1	737.	759.	795.	809.	831.	844.	859.	881.
	48"	1"	24 1/2"	A1PS4248W1	763.	786.	824.	838.	849.	876.	889.	912.
	54"	1"	24 1/2"	A1PS4254W1	850.	876.	916.	934.	958.	974.	991.	1,016.
60"	1"	24 1/2"	A1PS4260W1	881.	907.	950.	967.	992.	1,010.	1,026.	1,052.	

Order Code

Example:

Specification Information

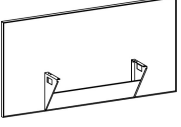
Pricing listed is for textured paint.
 Add \$35 to the list prices above for smooth paint finish option.
 Slatwall color matches screen back color.

Application Notes

Privacy screen attaches to underside of any standard worksurface.
 Privacy screens are actual width.
 Cantilevers are color matched and each include a knockout with cover to provide horizontal management of cables.
 42" horizon screen provides approximately 13 1/4" of privacy above worksurface height and 10" of modesty coverage below worksurface height.

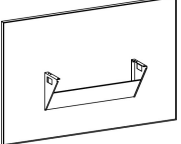
Wire Management Trough
 Each screen includes a steel trough that sits between the cantilevers to support and/or conceal excess wires.

Morrison / Currents
Universal Privacy Screen, steel
42" h horizon with 10" modesty

description	w	d	h	pattern no.	P1	P2	P3
Universal privacy screen, steel 42" h horizon with 10" modesty 	24"	1"	24 1/2"	A1PS4224S	\$521.	\$596.	\$622.
	30"	1"	24 1/2"	A1PS4230S	532.	608.	634.
	36"	1"	24 1/2"	A1PS4236S	550.	630.	656.
	42"	1"	24 1/2"	A1PS4242S	558.	639.	666.
	48"	1"	24 1/2"	A1PS4248S	595.	682.	710.
	54"	1"	24 1/2"	A1PS4254S	624.	713.	744.
	60"	1"	24 1/2"	A1PS4260S	679.	777.	809.

Order Code	Specification Information	Application Notes
Example: _____ _____ _____ _____ _____ _____	Pricing listed is for textured paint. Add \$35 to the list prices above for smooth paint finish option. Steel insert color matches screen back color.	Privacy screen attaches to underside of any standard worksurface. Privacy screens are actual width. Cantilevers are color matched and each include a knockout with cover to provide horizontal management of cables. 42" horizon screen provides approximately 13 1/4" of privacy above worksurface height and 10" of modesty coverage below worksurface height.
		Wire Management Trough Each screen includes a steel trough that sits between the cantilevers to support and/or conceal excess wires.

Morrison / Currents
Universal Privacy Screen, steel
42" h horizon with 17" modesty

description	w	d	h	pattern no.	P1	P2	P3
Universal privacy screen, steel 42" h horizon with 17" modesty 	24"	1"	31 7/8"	A1PS42T24S	\$539.	\$617.	\$643.
	30"	1"	31 7/8"	A1PS42T30S	554.	634.	661.
	36"	1"	31 7/8"	A1PS42T36S	583.	668.	695.
	42"	1"	31 7/8"	A1PS42T42S	599.	686.	717.
	48"	1"	31 7/8"	A1PS42T48S	621.	710.	739.
	54"	1"	31 7/8"	A1PS42T54S	649.	744.	775.
	60"	1"	31 7/8"	A1PS42T60S	706.	810.	844.

Order Code

Example:

Specification Information

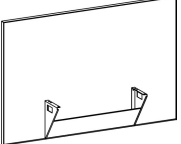
Pricing listed is for textured paint.
 Add \$35 to the list prices above for smooth paint finish option.
 Steel insert color matches screen back color.

Application Information

Privacy screen attaches to underside of any standard worksurface.
 Privacy screens are actual width.
 Cantilevers are color matched and each include a knockout with cover to provide horizontal management of cables.
 42" horizon screen provides approximately 13 1/4" of privacy above worksurface height and 17" of modesty coverage below worksurface height.

Wire Management Trough
 Each screen includes a steel trough that sits between the cantilevers to support and/or conceal excess wires.

Morrison / Currents
Universal Privacy Screen, steel
48" h horizon with 10" modesty

description	w	d	h	pattern no.	P1	P2	P3
Universal privacy screen, steel 48" h horizon with 10" modesty 	24"	1"	10"	A1PS4824S	\$539.	\$617.	\$643.
	30"	1"	10"	A1PS4830S	554.	634.	661.
	36"	1"	10"	A1PS4836S	583.	668.	695.
	42"	1"	10"	A1PS4842S	599.	686.	717.
	48"	1"	10"	A1PS4848S	621.	710.	739.
	54"	1"	10"	A1PS4854S	649.	744.	775.
	60"	1"	10"	A1PS4860S	706.	810.	844.

Order Code

Specification Information

Application Notes

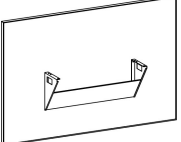
Example:

Pricing listed is for textured paint.
 Add \$35 to the list prices above for smooth paint finish option.
 Steel insert color matches screen back color.

Privacy screen attaches to underside of any standard worksurface.
 Privacy screens are actual width.
 Cantilevers are color matched and each include a knockout with cover to provide horizontal management of cables.
 48" horizon screen provides approximately 17 1/2" of privacy above worksurface height and 10" of modesty coverage below worksurface height.

Wire Management Trough
 Each screen includes a steel trough that sits between the cantilevers to support and/or conceal excess wires.

Morrison / Currents
Universal Privacy Screen, fabric
42" h horizon with 17" modesty

description	w	d	h	pattern no.	10	15	20	25	30	35	40	45
Universal privacy screen, fabric 42" h horizon with 17" modesty 	24"	1"	31 7/8"	A1PS42T24F	\$509.	\$522.	\$547.	\$557.	\$572.	\$581.	\$591.	\$605.
	30"	1"	31 7/8"	A1PS42T30F	523.	539.	564.	574.	589.	598.	608.	624.
	36"	1"	31 7/8"	A1PS42T36F	566.	581.	608.	620.	635.	647.	656.	673.
	42"	1"	31 7/8"	A1PS42T42F	577.	593.	622.	632.	649.	659.	671.	688.
	48"	1"	31 7/8"	A1PS42T48F	593.	612.	640.	650.	668.	679.	691.	707.
	54"	1"	31 7/8"	A1PS42T54F	610.	627.	656.	669.	686.	698.	708.	728.
	60"	1"	31 7/8"	A1PS42T60F	628.	647.	677.	690.	706.	720.	731.	750.

Order Code

Example:

Specification Information

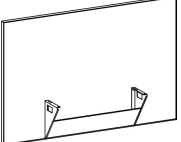
Pricing listed is for textured paint.
 Add \$35 to the list prices above for smooth paint finish option.

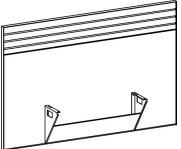
Application Notes

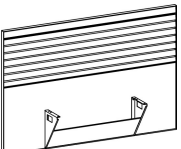
Privacy screen attaches to underside of any standard worksurface.
 Privacy screens are actual width.
 Cantilevers are color matched and each include a knockout with cover to provide horizontal management of cables.
 42" horizon screen provides approximately 13 1/4" of privacy above worksurface height and 17" of modesty coverage below worksurface height.

Wire Management Trough
 Each screen includes a steel trough that sits between the cantilevers to support and/or conceal excess wires.

*Universal Privacy Screen, fabric and fabric w/7" or 14" slatwall
48" horizon with 10" modesty*

description	w	d	h	pattern no.	10	15	20	25	30	35	40	45
Universal privacy screen, fabric 48" h horizon with 10" modesty 	24"	1"	31 ⁷ / ₈ "	A1PS4824F	\$509.	\$522.	\$547.	\$557.	\$572.	\$581.	\$591.	\$605.
	30"	1"	31 ⁷ / ₈ "	A1PS4830F	523.	539.	564.	574.	589.	598.	608.	624.
	36"	1"	31 ⁷ / ₈ "	A1PS4836F	566.	581.	608.	620.	635.	647.	656.	673.
	42"	1"	31 ⁷ / ₈ "	A1PS4842F	577.	593.	622.	632.	649.	659.	671.	688.
	48"	1"	31 ⁷ / ₈ "	A1PS4848F	593.	612.	640.	650.	668.	679.	691.	707.
	54"	1"	31 ⁷ / ₈ "	A1PS4854F	610.	627.	656.	669.	686.	698.	708.	728.
60"	1"	31 ⁷ / ₈ "	A1PS4860F	628.	647.	677.	690.	706.	720.	731.	750.	

Universal privacy screen, fabric w/7" slatwall 48" h horizon with 10" modesty 	24"	1"	31 ⁷ / ₈ "	A1PS4824W1	612.	628.	657.	670.	687.	699.	711.	729.
	30"	1"	31 ⁷ / ₈ "	A1PS4830W1	670.	690.	722.	734.	754.	766.	780.	800.
	36"	1"	31 ⁷ / ₈ "	A1PS4836W1	721.	740.	776.	790.	810.	826.	839.	860.
	42"	1"	31 ⁷ / ₈ "	A1PS4842W1	776.	799.	836.	851.	874.	889.	904.	926.
	48"	1"	31 ⁷ / ₈ "	A1PS4848W1	805.	830.	867.	884.	907.	922.	939.	961.
	54"	1"	31 ⁷ / ₈ "	A1PS4854W1	896.	921.	966.	984.	1,010.	1,026.	1,045.	1,070.
60"	1"	31 ⁷ / ₈ "	A1PS4860W1	930.	956.	1,000.	1,019.	1,047.	1,065.	1,083.	1,110.	

Universal privacy screen, fabric w/14" slatwall 48" h horizon with 10" modesty 	24"	1"	31 ⁷ / ₈ "	A1PS4824W2	723.	743.	778.	792.	812.	828.	841.	862.
	30"	1"	31 ⁷ / ₈ "	A1PS4830W2	823.	846.	886.	902.	925.	942.	957.	982.
	36"	1"	31 ⁷ / ₈ "	A1PS4836W2	878.	903.	946.	962.	989.	1,006.	1,022.	1,049.
	42"	1"	31 ⁷ / ₈ "	A1PS4842W2	973.	1,003.	1,050.	1,068.	1,097.	1,117.	1,135.	1,164.
	48"	1"	31 ⁷ / ₈ "	A1PS4848W2	1,015.	1,045.	1,095.	1,115.	1,144.	1,164.	1,185.	1,214.
	54"	1"	31 ⁷ / ₈ "	A1PS4854W2	1,178.	1,214.	1,272.	1,295.	1,330.	1,353.	1,376.	1,411.
60"	1"	31 ⁷ / ₈ "	A1PS4860W2	1,225.	1,262.	1,321.	1,345.	1,381.	1,406.	1,429.	1,465.	

Order Code	Specification Information	Application Notes
Example: <hr/> <hr/> <hr/> <hr/> <hr/> <hr/>	Pricing listed is for textured paint. Add \$35 to the list prices above for smooth paint finish option. Slatwall color matches screen back color.	Wire Management Trough Each screen includes a steel trough that sits between the cantilevers to support and/or conceal excess wires. Privacy screens are actual width. Cantilevers are color matched and each include a knockout with cover to provide horizontal management of cables. 50" horizon screen provides approximately 17 1/2" of privacy above worksurface height and 10" of modesty coverage below worksurface height.

Wall Mounting Suggestions

The following information is provided only as a guide, and represents minimum recommendations only. Knoll does not accept responsibility for the attachment of any Knoll product to a Customer's site wall. Wall specification/construction is the responsibility of the Customer and its structural engineer/architect. Failure to properly attach Knoll products to adequate wall structures can lead to property damage and/or personal injury.

You should consult your own structural engineers and/or architects and must not rely on the information provided herein.

It is the responsibility of the Customer and its structural engineers/architects to verify that the permanent structural walls (studs, blocks, solid masonry, etc.) on which the Knoll products are intended to be mounted are designed appropriately to support the product weight, PLUS 3 lbs. per linear inch for each useable shelf length

NOTE: A cabinet's top is considered a "useable shelf" and MUST be included in the calculation of the total load for an overhead cabinet.

It is the responsibility of the Customer and its structural engineer/architects to specify the fasteners and method for attaching the Knoll supplied wall mounting cleat, bracket, frame, etc. to the supporting wall and to confirm that the installers have adhered to these specifications. For all local building standards and codes, and additional requirements (including, but not limited to, seismic conditions) the Customer should always consult local code agencies.

	EXISTING CONSTRUCTION					
	NEW CONSTRUCTION	Cinder Block or Poured Concrete Masonry Wall	Wood Stud Wall, the studs being FULL HEIGHT to the roof/floor above	Wood Stud Wall, the studs being only Ceiling Height	Steel Stud Wall, the studs being FULL HEIGHT to the roof/floor above	Steel Stud Wall, the studs being only Ceiling Height
Stud Specification	Wood studs, grade #2 or better, 3 1/2" minimum width, OR Metal studs, minimum 25 gage thickness, 3 5/8" minimum width	The wall must be a minimum of 6" thick, and must be full height to the roof/ floor structure above	Wood studs must be Grade #2, or better, 3 1/2" minimum width	Wood studs must be Grade #2, or better, 3 1/2" minimum width	Metal studs must be minimum 25 gage thickness, 3 5/8" minimum width	Metal studs must be minimum 25 gage thickness, 3 5/8" minimum width
Stud Centers	Metal and wood studs must be spaced at 16" c/c maximum	N/A	Wood studs must be spaced at 16" c/c maximum	Wood studs must be spaced at 16" c/c maximum"	Metal studs must be spaced at 16" c/c maximum	Metal studs must be spaced at 16" c/c maximum
Stud Height	Metal and wood studs must extend upwards, and be securely attached to the roof/ floor structure above			Wood studs must be braced above the ceiling, and be securely attached to the roof/floor structure above Affix #2 grade 'cap' across the top of the studs, then place diagonal studs from the top cap up to underside of the roof/ floor structure above		Metal studs must be braced above the ceiling, and be securely attached to the roof/floor structure above Affix metal bracing 'cap' across the top of the studs, then place diagonal studs from the top cap up to underside of the roof / floor structure above
Mounting the Knoll Supplied Cleat, Bracket, Frame, etc*	Insert a 2" X 6" wood block, #2 grade or better, [or a Danback™ flexible wood backing system] horizontally between each of the studs to accommodate the full width of the cabinet, and beyond to the next stud. Fasten the wood block to each stud using three screws at the ends of each block. (Fasten the Danback™ as directed by the manufacturer) Fasten the Knoll supplied wall mounting cleat, bracket, frame, etc directly to each wood block every 6" For wall mounting structures that have a rectangular frame-like configuration: fasten the top horizontal element of the frame to the wood blocking every 6", and fasten the lower horizontal element to each wall stud, using one fastener per stud.	Fasten the Knoll supplied cabinet wall mounting cleat, bracket, frame, etc. directly to the masonry wall every 6" For wall mounting structures that have a rectangular frame-like configuration: fasten the top horizontal element of the frame to the wall every 6", and fasten the lower horizontal element to the wall every 16"	In the desired location of the cabinet mounting rail, remove an 8" high section of drywall the width of the cabinet, and beyond to the next stud. Insert a 2" X 6" wood block, #2 grade or better, horizontally between each of the exposed studs. Fasten the wood block to each stud using three screws at the ends of each block. Replace the drywall and repair as desired. Fasten the Knoll supplied wall mounting cleat, rail, frame, etc directly to the wood block every 6" For wall mounting structures that have a rectangular frame-like configuration: fasten the top horizontal element of the frame to the wood blocking every 6", and fasten the lower horizontal element to each wall stud, using one fastener per stud.	In the desired location of the cabinet mounting rail, remove an 8" high section of drywall the width of the cabinet, and beyond to the next stud. Insert a 2" X 6" wood block, #2 grade or better, horizontally between each of the exposed studs. Fasten the wood block to each stud using three screws at the ends of each block. Replace the drywall and repair as desired. Fasten the Knoll supplied wall mounting cleat, rail, frame, etc directly to the wood block every 6" For wall mounting structures that have a rectangular frame-like configuration: fasten the top horizontal element of the frame to the wood blocking every 6", and fasten the lower horizontal element to each wall stud, using one fastener per stud.	In the desired location of the cabinet mounting rail, remove an 8" high section of drywall the width of the cabinet, and beyond to the next stud. Insert a 2" X 6" wood block, #2 grade or better, [or a Danback™ flexible wood backing system] horizontally between each of the exposed studs. Fasten the wood block to each stud using three screws at the ends of each block. Replace the drywall and repair as desired. Fasten the Knoll supplied wall mounting cleat, rail, frame, etc directly to the wood block every 6" For wall mounting structures that have a rectangular frame-like configuration: fasten the top horizontal element of the frame to the wood blocking every 6", and fasten the lower horizontal element to each wall stud, using one fastener per stud.	In the desired location of the cabinet mounting rail, remove an 8" high section of drywall the width of the cabinet, and beyond to the next stud. Insert a 2" X 6" wood block, #2 grade or better, [or a Danback™ flexible wood backing system] horizontally between each of the exposed studs. Fasten the wood block to each stud using three screws at the ends of each block. Replace the drywall and repair as desired. Fasten the Knoll supplied wall mounting cleat, rail, frame, etc directly to the wood block every 6" For wall mounting structures that have a rectangular frame-like configuration: fasten the top horizontal element of the frame to the wood blocking every 6", and fasten the lower horizontal element to each wall stud, using one fastener per stud.
*Graham Wall Hung Shelf	The Graham Wall Hung Shelf Bracket (and others like it) requires full support behind the full height of the bracket This should be accomplished by insertion of additional 2"X 6" wood blocking between the studs as defined above	Fasten the Knoll supplied wall mounting brackets directly to the masonry wall, using the holes provided in each bracket	The Graham Wall Hung Shelf Bracket (and others like it) requires full support behind the full height of the bracket This should be accomplished by insertion of additional 2"X 6" wood blocking between the studs as defined above	The Graham Wall Hung Shelf Bracket (and others like it) requires full support behind the full height of the bracket This should be accomplished by insertion of additional 2"X 6" wood blocking between the studs as defined above	The Graham Wall Hung Shelf Bracket (and others like it) requires full support behind the full height of the bracket This should be accomplished by insertion of additional 2"X 6" wood blocking between the studs as defined above	The Graham Wall Hung Shelf Bracket (and others like it) requires full support behind the full height of the bracket This should be accomplished by insertion of additional 2"X 6" wood blocking between the studs as defined above
Fasten the Knoll supplied wall cleat with...	#10 x 2 1/2" Grabber Woodys Screws or equiv. @ 6" c/c, screwed directly into the wood blocking	3/16" x 3 1/2" Tapcon Masonry Screws or equiv. @ 6" c/c with 1-1/4" embedment, screwed directly into the masonry wall	#10 x 2 1/2" Grabber Woodys Screws or equiv. @ 6" c/c, screwed directly into the wood blocking	#10 x 2 1/2" Grabber Woodys Screws or equiv. @ 6" c/c, screwed directly into the wood blocking	#10 x 2 1/2" Grabber Woodys Screws or equiv. @ 6" c/c, screwed directly into the wood blocking	#10 x 2 1/2" Grabber Woodys Screws or equiv. @ 6" c/c, screwed directly into the wood blocking

Alpha-Numeric Index

<i>pattern no.</i>	<i>page</i>	<i>pattern no.</i>	<i>page</i>	<i>pattern no.</i>	<i>page</i>	<i>pattern no.</i>	<i>page</i>
A1PS1024F	326	A1PS4842F	332	AT3SBRH6415FFFL	262	AT3WSLH5030BBFFFL	282
A1PS1024S	325	A1PS4842S	330	AT3SLH5015BBFFFL	258	AT3WSLH5030BBFFL	280
A1PS1030F	326	A1PS4842W1	332	AT3SLH5015BBFL	258	AT3WSLH5030BBFFL	281
A1PS1030S	325	A1PS4842W2	332	AT3SLH5015FFFL	259	AT3WSLH5030FFFL	281
A1PS1036F	326	A1PS4848F	332	AT3SLH5015FFL	258	AT3WSLH5030FFL	281
A1PS1036S	325	A1PS4848S	330	AT3SLH5024WL	267	AT3WSLH5724BBFFL	273
A1PS1042F	326	A1PS4848W1	332	AT3SLH5024WWL	266	AT3WSLH5724BBFFL	272
A1PS1042S	325	A1PS4848W2	332	AT3SLH5715BBFFL	260	AT3WSLH5724BBFFL	272
A1PS1048F	326	A1PS4854F	332	AT3SLH5715FFFL	260	AT3WSLH5724FFFL	272
A1PS1048S	325	A1PS4854S	330	AT3SLH5715FFL	260	AT3WSLH5724FFL	273
A1PS1054F	326	A1PS4854W1	332	AT3SLH5724WL	271	AT3WSLH5730BBFFFL	286
A1PS1054S	325	A1PS4854W2	332	AT3SLH5724WWL	271	AT3WSLH5730BBFFL	284
A1PS1060F	326	A1PS4860F	332	AT3SLH6415BBFFFL	264	AT3WSLH5730BBFFL	272
A1PS1060S	325	A1PS4860S	330	AT3SLH6415BBFFL	264	AT3WSLH5730FFFL	285
A1PS4224F	327	A1PS4860W1	332	AT3SLH6415FFFL	263	AT3WSLH5730FFL	284
A1PS4224S	328	A1PS4860W2	332	AT3SLH6415FFL	263	AT3WSLH6424BBFFFL	277
A1PS4224W1	327	AS2DW30L	256	AT3SLH6415FFL	264	AT3WSLH6424BBFFL	275
A1PS4230F	327	AS2DW36L	256	AT3SLH6424WL	274	AT3WSLH6424BBFFL	276
A1PS4230S	328	AS2PFL18A	254	AT3SLH6424WWL	275	AT3WSLH6424FFFL	278
A1PS4230W1	327	AS2PFL18B	254	AT3SRH5015BBFFFL	258	AT3WSLH6424FFFL	277
A1PS4236F	327	AS2PFL24A	254	AT3SRH5015BBFFL	258	AT3WSLH6424FFL	276
A1PS4236S	328	AS2PFL24B	254	AT3SRH5015FFFL	259	AT3WSLH6430BBFFFL	290
A1PS4236W1	327	AS2PFL30A	254	AT3SRH5015FFL	258	AT3WSLH6430BBFFL	288
A1PS4242F	327	AS2PFL30B	254	AT3SRH5024WL	267	AT3WSLH6430BBFFL	289
A1PS4242S	328	AS2PML18A	255	AT3SRH5024WWL	266	AT3WSLH6430FFFL	290
A1PS4242W1	327	AS2PML18B	255	AT3SRH5715BBFFL	260	AT3WSLH6430FFFL	289
A1PS4248F	327	AS2PML18F	255	AT3SRH5715FFFL	260	AT3WSLH6430FFL	288
A1PS4248S	328	AS2PML24A	255	AT3SRH5715FFL	260	AT3WSRH5024BBFFFL	268
A1PS4248W1	327	AS2PML24B	255	AT3SRH5724WL	271	AT3WSRH5024BBFFL	267
A1PS4254F	327	AS2PML24F	255	AT3SRH5724WWL	271	AT3WSRH5024BBFFL	268
A1PS4254S	328	AT3BDLH6415BBFFL	262	AT3SRH6415BBFFFL	264	AT3WSRH5024FFFL	268
A1PS4254W1	327	AT3BDLH6415FFFL	263	AT3SRH6415BBFFL	264	AT3WSRH5024FFL	267
A1PS4260F	327	AT3BDRH6415BBFFL	262	AT3SRH6415FFFL	263	AT3WSRH5030BBFFFL	282
A1PS4260S	328	AT3BDRH6415FFFL	263	AT3SRH6415FFL	263	AT3WSRH5030BBFFL	280
A1PS4260W1	327	AT3D5024WL	266	AT3SRH6415FFL	264	AT3WSRH5030BBFFL	281
A1PS42T24F	331	AT3D5024WWL	266	AT3SRH6424WL	274	AT3WSRH5030FFFL	281
A1PS42T24S	329	AT3D5030WL	280	AT3SRH6424WWL	275	AT3WSRH5030FFL	281
A1PS42T30F	331	AT3D5030WWL	280	AT3WBDLH6424BBFFL	279	AT3WSRH5724BBFFFL	273
A1PS42T30S	329	AT3D5724WL	270	AT3WBDLH6424FFL	279	AT3WSRH5724BBFFL	272
A1PS42T36F	331	AT3D5724WWL	270	AT3WBDRH6424BBFFL	279	AT3WSRH5724BBFFL	272
A1PS42T36S	329	AT3D5730WL	283	AT3WBDRH6424FFL	279	AT3WSRH5724FFFL	272
A1PS42T42F	331	AT3D5730WWL	283	AT3WSBLH4224BBFFL	265	AT3WSRH5724FFL	273
A1PS42T42S	329	AT3D6424WL	274	AT3WSBLH4224FFL	265	AT3WSRH5730BBFFFL	286
A1PS42T48F	331	AT3D6424WWL	274	AT3WSBLH5024BBFFL	269	AT3WSRH5730BBFFL	284
A1PS42T48S	329	AT3D6430WL	287	AT3WSBLH5024FFL	269	AT3WSRH5730BBFFL	272
A1PS42T54F	331	AT3D6430WWL	287	AT3WSBLH5724BBFFL	270	AT3WSRH5730FFFL	285
A1PS42T54S	329	AT3SBLH4215BBFFL	257	AT3WSBLH5724FFL	271	AT3WSRH5730FFL	284
A1PS42T60F	331	AT3SBLH4215FFL	257	AT3WSBLH6424BBFFL	278	AT3WSRH6424BBFFFL	277
A1PS42T60S	329	AT3SBLH5015BBFFL	259	AT3WSBLH6424FFL	279	AT3WSRH6424BBFFL	275
A1PS4824F	332	AT3SBLH5015FFFL	259	AT3WSBRH4224BBFFL	265	AT3WSRH6424BBFFL	276
A1PS4824S	330	AT3SBLH5715BBFFL	261	AT3WSBRH4224FFL	265	AT3WSRH6424FFFL	278
A1PS4824W1	332	AT3SBLH5715FFFL	261	AT3WSBRH5024FFL	269	AT3WSRH6424FFFL	277
A1PS4824W2	332	AT3SBLH6415BBFFL	262	AT3WSBRH5724BBFFL	270	AT3WSRH6424FFL	276
A1PS4830F	332	AT3SBLH6415FFFL	262	AT3WSBRH5724FFL	271	AT3WSRH6430BBFFFL	290
A1PS4830S	330	AT3SBRH4215BBFFL	257	AT3WSBRH6424BBFFL	278	AT3WSRH6430BBFFL	288
A1PS4830W1	332	AT3SBRH4215FFL	257	AT3WSBRH6424FFL	279	AT3WSRH6430BBFFL	289
A1PS4830W2	332	AT3SBRH5015BBFFL	259	AT3WSLH5024BBFFFL	268	AT3WSRH6430FFFL	290
A1PS4836F	332	AT3SBRH5015FFFL	259	AT3WSLH5024BBFFL	267	AT3WSRH6430FFFL	289
A1PS4836S	330	AT3SBRH5715BBFFL	261	AT3WSLH5024BBFFL	268	AT3WSRH6430FFL	288
A1PS4836W1	332	AT3SBRH5715FFFL	261	AT3WSLH5024FFFL	268	B1PS1024F	310
A1PS4836W2	332	AT3SBRH6415BBFFL	262	AT3WSLH5024FFL	267	B1PS1024S	309

<i>pattern no.</i>	<i>page</i>	<i>pattern no.</i>	<i>page</i>	<i>pattern no.</i>	<i>page</i>	<i>pattern no.</i>	<i>page</i>
B1PS1030F	310	B1PS5048W1	316	BT3D6430W WLV	173	BT3SRH5024WLS	115
B1PS1030S	309	B1PS5048W2	316	BT3SBLH4215BBFLS	102	BT3SRH5024WLV	152
B1PS1036F	310	B1PS5054F	316	BT3SBLH4215FFLS	102	BT3SRH5024W WLS	115
B1PS1036S	309	B1PS5054S	313	BT3SBLH5015BBFLS	105	BT3SRH5024W WLV	153
B1PS1042F	310	B1PS5054W1	316	BT3SBLH5015FFLS	105	BT3SRH5715BBFLS	107
B1PS1042S	309	B1PS5054W2	316	BT3SBLH5715BBFLS	108	BT3SRH5715BBFLV	149
B1PS1048F	310	B1PS5060F	316	BT3SBLH5715FFLS	108	BT3SRH5715FFFLS	107
B1PS1048S	309	B1PS5060S	313	BT3SBLH6415BBFLS	111	BT3SRH5715FFFLV	149
B1PS1054F	310	B1PS5060W1	316	BT3SBLH6415FFLS	112	BT3SRH5715FFFLS	106
B1PS1054S	309	B1PS5060W2	316	BT3SBRH4215BBFLS	102	BT3SRH5715FFFLV	149
B1PS1060F	310	BS2DW30LS	101	BT3SBRH4215FFLS	102	BT3SRH5715LS	106
B1PS1060S	309	BS2DW30LV	146	BT3SBRH5015BBFLS	105	BT3SRH5724WLS	120
B1PS4224F	315	BS2DW36LS	101	BT3SBRH5015FFLS	105	BT3SRH5724WLV	156
B1PS4224S	311	BS2DW36LV	146	BT3SBRH5715BBFLS	108	BT3SRH5724W WLS	121
B1PS4224W1	315	BS2PFL18AS	99	BT3SBRH5715FFLS	108	BT3SRH5724W WLV	156
B1PS4230F	315	BS2PFL18AV	144	BT3SBRH6415BBFLS	111	BT3SRH6415BBFFLS	112
B1PS4230S	311	BS2PFL18BS	99	BT3SBRH6415FFLS	112	BT3SRH6415BBFFLV	150
B1PS4230W1	315	BS2PFL18BV	144	BT3SLH5015BBFFLS	104	BT3SRH6415BBFLS	109
B1PS4236F	315	BS2PFL24AS	99	BT3SLH5015BBFFLV	147	BT3SRH6415BBFLV	150
B1PS4236S	311	BS2PFL24AV	144	BT3SLH5015BBFLS	103	BT3SRH6415FFFLS	113
B1PS4236W1	315	BS2PFL24BS	99	BT3SLH5015BBFFLV	147	BT3SRH6415FFFLV	151
B1PS4242F	315	BS2PFL24BV	144	BT3SLH5015FFFLS	105	BT3SRH6415FFFLS	113
B1PS4242S	311	BS2PFL30AS	99	BT3SLH5015FFFLV	148	BT3SRH6415FFFLV	151
B1PS4242W1	315	BS2PFL30AV	144	BT3SLH5015FFLS	104	BT3SRH6415FFFLS	110
B1PS4248F	315	BS2PFL30BS	99	BT3SLH5015FFLV	148	BT3SRH6415FFFLV	151
B1PS4248S	311	BS2PFL30BV	144	BT3SLH5015LS	103	BT3SRH6415LS	109
B1PS4248W1	315	BS2PML18AS	100	BT3SLH5024WLS	115	BT3SRH6424WLS	125
B1PS4254F	315	BS2PML18AV	145	BT3SLH5024WLV	152	BT3SRH6424WLV	161
B1PS4254S	311	BS2PML18BS	100	BT3SLH5024W WLS	115	BT3SRH6424W WLS	126
B1PS4254W1	315	BS2PML18BV	145	BT3SLH5024W WLV	153	BT3SRH6424W WLV	160
B1PS4260F	315	BS2PML18FS	100	BT3SLH5715BBFLS	107	BT3WBDLH6424BBFLS	127
B1PS4260S	311	BS2PML18FV	145	BT3SLH5715BBFLV	149	BT3WBDLH6424FFLS	126
B1PS4260W1	315	BS2PML24AS	100	BT3SLH5715FFFLS	107	BT3WBDRH6424BBFLS	127
B1PS42T24F	314	BS2PML24AV	145	BT3SLH5715FFFLV	149	BT3WBDRH6424FFLS	126
B1PS42T24S	312	BS2PML24BS	100	BT3SLH5715FFLS	106	BT3WSBLH4224BBFLS	114
B1PS42T30F	314	BS2PML24BV	145	BT3SLH5715FFLV	149	BT3WSBLH4224FFLS	114
B1PS42T30S	312	BS2PML24FS	100	BT3SLH5715LS	106	BT3WSBLH5024BBFLS	116
B1PS42T36F	314	BS2PML24FV	145	BT3SLH5724WLS	120	BT3WSBLH5024FFLS	117
B1PS42T36S	312	BT3BDLH6415BBFLS	110	BT3SLH5724WLV	156	BT3WSBLH5724BBFLS	121
B1PS42T42F	314	BT3BDLH6415FFLS	111	BT3SLH5724W WLS	121	BT3WSBLH5724FFLS	122
B1PS42T42S	312	BT3BDRH6415BBFLS	110	BT3SLH5724W WLV	156	BT3WSBLH6424BBFLS	127
B1PS42T48F	314	BT3BDRH6415FFLS	111	BT3SLH6415BBFFLS	112	BT3WSBLH6424FFLS	128
B1PS42T48S	312	BT3D5024WLS	115	BT3SLH6415BBFFLV	150	BT3WSBRH4224BBFLS	114
B1PS42T54F	314	BT3D5024WLV	153	BT3SLH6415BBFLS	109	BT3WSBRH4224FFLS	114
B1PS42T54S	312	BT3D5024W WLS	116	BT3SLH6415BBFFLV	150	BT3WSBRH5024BBFLS	116
B1PS42T60F	314	BT3D5024W WLV	153	BT3SLH6415FFFLS	113	BT3WSBRH5024FFLS	117
B1PS42T60S	312	BT3D5030WLS	132	BT3SLH6415FFFLV	151	BT3WSBRH5724BBFLS	121
B1PS5024F	316	BT3D5030WLV	165	BT3SLH6415FFFLS	113	BT3WSBRH5724FFLS	122
B1PS5024S	313	BT3D5030W WLS	132	BT3SLH6415FFFLV	151	BT3WSBRH6424BBFLS	127
B1PS5024W1	316	BT3D5030W WLV	165	BT3SLH6415FFLS	110	BT3WSBRH6424FFLS	128
B1PS5024W2	316	BT3D5724WLS	120	BT3SLH6415FFLV	151	BT3WSLH5024BBFFLS	117
B1PS5030F	316	BT3D5724WLV	156	BT3SLH6415LS	109	BT3WSLH5024BBFFLV	152
B1PS5030S	313	BT3D5724W WLS	120	BT3SLH6424WLS	125	BT3WSLH5024BBFLS	118
B1PS5030W1	316	BT3D5724W WLV	157	BT3SLH6424WLV	161	BT3WSLH5024BBFLV	155
B1PS5030W2	316	BT3D5730WLS	136	BT3SLH6424W WLS	126	BT3WSLH5024BBFFLS	118
B1PS5036F	316	BT3D5730WLV	169	BT3SLH6424W WLV	160	BT3WSLH5024BBFLV	154
B1PS5036S	313	BT3D5730W WLS	136	BT3SRH5015BBFFLS	104	BT3WSLH5024FFFLS	119
B1PS5036W1	316	BT3D5730W WLV	169	BT3SRH5015BBFFLV	147	BT3WSLH5024FFFLV	154
B1PS5036W2	316	BT3D6424WLS	125	BT3SRH5015BBFLS	103	BT3WSLH5024FFLS	119
B1PS5042F	316	BT3D6424WLV	160	BT3SRH5015BBFFLV	147	BT3WSLH5024FFLV	155
B1PS5042S	313	BT3D6424W WLS	125	BT3SRH5015FFFLS	105	BT3WSLH5030BBFFLS	133
B1PS5042W1	316	BT3D6424W WLV	160	BT3SRH5015FFFLV	148	BT3WSLH5030BBFFLV	168
B1PS5042W2	316	BT3D6430WLS	140	BT3SRH5015FFLS	104	BT3WSLH5030BBFLS	133
B1PS5048F	316	BT3D6430WLV	173	BT3SRH5015FFLV	148	BT3WSLH5030BBFLV	166
B1PS5048S	313	BT3D6430W WLS	140	BT3SRH5015LS	103	BT3WSLH5030BBFFLS	134

<i>pattern no.</i>	<i>page</i>	<i>pattern no.</i>	<i>page</i>	<i>pattern no.</i>	<i>page</i>	<i>pattern no.</i>	<i>page</i>
BT3WSLH5030BFFLV	167	BT3WSRH5030FFFLS	134	D1PS4230F	303	DL3TC	293
BT3WSLH5030FFFLS	134	BT3WSRH5030FFFLV	166	D1PS4230S	304	DS1OHL	294
BT3WSLH5030FFFLV	166	BT3WSRH5030FFFLS	135	D1PS4230W1	303	DS1PBD	291, 299
BT3WSLH5030FFFLS	135	BT3WSRH5030FFFLV	167	D1PS4236F	303	DS1PFD	291, 299
BT3WSLH5030FFFLV	167	BT3WSRH5724BBFFLS	122	D1PS4236S	304	DS1PFS	291, 299
BT3WSLH5724BBFFLS	122	BT3WSRH5724BBFFLV	159	D1PS4236W1	303	DS1PST	291, 299
BT3WSLH5724BBFFLV	159	BT3WSRH5724BBFFLS	123	D1PS4242F	303	DS1SWM30	294
BT3WSLH5724BBFFLS	123	BT3WSRH5724BBFFLV	158	D1PS4242S	304	DS1SWM36	294
BT3WSLH5724BBFFLV	158	BT3WSRH5724BBFFLS	123	D1PS4242W1	303	DS1SWM42	294
BT3WSLH5724BBFFLS	123	BT3WSRH5724BBFFLV	157	D1PS4248F	303	DS1SWM48	294
BT3WSLH5724BBFFLV	157	BT3WSRH5724FFFLS	124	D1PS4248S	304	DS1VD	294
BT3WSLH5724FFFLS	124	BT3WSRH5724FFFLV	158	D1PS4248W1	303	DS1WM24	294
BT3WSLH5724FFFLV	158	BT3WSRH5724FFFLS	124	D1PS4254F	303	DS1WM30	294
BT3WSLH5724FFFLS	124	BT3WSRH5724FFFLV	159	D1PS4254S	304	DS1WM36	294
BT3WSLH5724FFFLV	159	BT3WSRH5730BBFFLS	137	D1PS4254W1	303	DS1WM42	294
BT3WSLH5730BBFFLS	137	BT3WSRH5730BBFFLV	170	D1PS4260F	303	DS1WM48	294
BT3WSLH5730BBFFLV	170	BT3WSRH5730BBFFLS	137	D1PS4260S	304	DS2DW30L	17
BT3WSLH5730BBFFLS	137	BT3WSRH5730BBFFLV	170	D1PS4260W1	303	DS2DW36L	17
BT3WSLH5730BBFFLV	170	BT3WSRH5730BBFFLS	138	D1PS42T24F	307	DS2LKKT	292
BT3WSLH5730BBFFLV	170	BT3WSRH5730BBFFLV	171	D1PS42T24S	305	DS2OD36L	20, 182
BT3WSLH5730BBFFLS	138	BT3WSRH5730FFFLS	138	D1PS42T30F	307	DS2OD42L	20, 182
BT3WSLH5730BBFFLV	171	BT3WSRH5730FFFLV	171	D1PS42T30S	305	DS2OD48L	20, 182
BT3WSLH5730FFFLS	138	BT3WSRH5730FFFLS	139	D1PS42T36F	307	DS2OD54L	20, 182
BT3WSLH5730FFFLV	171	BT3WSRH5730FFFLV	172	D1PS42T36S	305	DS2OD60L	20, 182
BT3WSLH5730FFFLS	139	BT3WSRH6424BBFFLS	129	D1PS42T42F	307	DS2OD66L	20, 182
BT3WSLH5730FFFLV	172	BT3WSRH6424BBFFLV	163	D1PS42T42S	305	DS2OD72L	20, 182
BT3WSLH6424BBFFLS	129	BT3WSRH6424BBFFLV	128	D1PS42T48F	307	DS2PFL18A	15
BT3WSLH6424BBFFLV	163	BT3WSRH6424BBFFLS	128	D1PS42T48S	305	DS2PFL18B	15
BT3WSLH6424BBFFLS	128	BT3WSRH6424BBFFLV	163	D1PS42T54F	307	DS2PFL24A	15
BT3WSLH6424BBFFLV	163	BT3WSRH6424BBFFLS	129	D1PS42T54S	305	DS2PFL24B	15
BT3WSLH6424BBFFLV	163	BT3WSRH6424BBFFLV	162	D1PS42T60F	307	DS2PFL30A	15
BT3WSLH6424BBFFLS	128	BT3WSRH6424FFFLS	131	D1PS42T60S	307	DS2PFL30B	15
BT3WSLH6424BBFFLV	162	BT3WSRH6424FFFLV	161	D1PS5024F	308	DS2PM24L	18, 180
BT3WSLH6424FFFLS	131	BT3WSRH6424FFFLS	130	D1PS5024S	306	DS2PM30L	18, 180
BT3WSLH6424FFFLV	161	BT3WSRH6424FFFLV	162	D1PS5024W1	308	DS2PM36L	18, 180
BT3WSLH6424FFFLS	130	BT3WSRH6424FFFLS	130	D1PS5024W2	308	DS2PM42L	18, 180
BT3WSLH6424FFFLV	162	BT3WSRH6424FFFLV	164	D1PS5030F	308	DS2PM48L	18, 180
BT3WSLH6424FFFLS	130	BT3WSRH6430BBFFLS	141	D1PS5030S	306	DS2PM54L	18, 180
BT3WSLH6424FFFLV	164	BT3WSRH6430BBFFLV	176	D1PS5030W1	308	DS2PM60L	18, 180
BT3WSLH6430BBFFLS	141	BT3WSRH6430BBFFLS	141	D1PS5030W2	308	DS2PM66L	18, 180
BT3WSLH6430BBFFLV	176	BT3WSRH6430BBFFLV	174	D1PS5036F	308	DS2PM72L	18, 180
BT3WSLH6430BBFFLS	141	BT3WSRH6430BBFFLV	174	D1PS5036S	306	DS2PML18A	16
BT3WSLH6430BBFFLV	174	BT3WSRH6430BBFFLS	142	D1PS5036W1	308	DS2PML18B	16
BT3WSLH6430BBFFLS	142	BT3WSRH6430FFFLS	142	D1PS5036W2	308	DS2PML18F	16
BT3WSLH6430BBFFLV	176	BT3WSRH6430FFFLV	175	D1PS5042F	308	DS2PML24A	16
BT3WSLH6430FFFLS	142	BT3WSRH6430FFFLS	143	D1PS5042S	306	DS2PML24B	16
BT3WSLH6430FFFLV	175	BT3WSRH6430FFFLV	175	D1PS5042W1	308	DS2PML24F	16
BT3WSLH6430FFFLS	143	BT3WSRH6430FFFLS	143	D1PS5042W2	308	DS2PPTC	291, 298
BT3WSLH6430FFFLV	174	D1PS1024F	302	D1PS5048F	308	DS2PPTN	291, 298
BT3WSLH6430FFFLV	174	D1PS1024S	301	D1PS5048S	306	DS2UM30L	19, 181
BT3WSRH5024BBFFLS	117	D1PS1030F	302	D1PS5048W1	308	DS2UM36L	19, 181
BT3WSRH5024BBFFLV	152	D1PS1030S	301	D1PS5048W2	308	DS2UM42L	19, 181
BT3WSRH5024BBFFLS	118	D1PS1036F	302	D1PS5054F	308	DS2UM48L	19, 181
BT3WSRH5024BBFFLV	155	D1PS1036S	301	D1PS5054S	306	DS2UM54L	19, 181
BT3WSRH5024BBFFLS	118	D1PS1042F	302	D1PS5054W1	308	DS2UM60L	19, 181
BT3WSRH5024BBFFLV	154	D1PS1042S	301	D1PS5054W2	308	DS2UM66L	19, 181
BT3WSRH5024FFFLS	119	D1PS1048F	302	D1PS5060F	308	DS2UM72L	19, 181
BT3WSRH5024FFFLV	154	D1PS1048S	301	D1PS5060S	306	DS2XPB	12, 15, 99, 144, 177, 214, 254
BT3WSRH5024FFFLS	119	D1PS1054F	302	D1PS5060W1	308	DS4DW30L	14
BT3WSRH5024FFFLV	155	D1PS1054S	301	D1PS5060W2	308	DS4DW36L	14
BT3WSRH5030BBFFLS	133	D1PS1060F	302	DB1U18	19, 181	DS4PFL18A	12
BT3WSRH5030BBFFLV	168	D1PS1060S	301	DL3T5E19	293	DS4PFL18B	12
BT3WSRH5030BBFFLS	133	D1PS4224F	303	DL3T5E25	293	DS4PFL24A	12
BT3WSRH5030BBFFLV	166	D1PS4224S	304	DL3T5E37	293	DS4PFL24B	12
BT3WSRH5030BBFFLS	134	D1PS4224W1	303	DL3T5E49	293	DS4PFL30A	12
BT3WSRH5030BBFFLV	167						

<i>pattern no.</i>	<i>page</i>	<i>pattern no.</i>	<i>page</i>	<i>pattern no.</i>	<i>page</i>	<i>pattern no.</i>	<i>page</i>
DS4PFL30B	12	DT3PDD	291, 298	DT3WSBLH4224BBFL	70	DT3WSRH5730BBFL	93
DS4PML18A	13	DT3RT	291, 299	DT3WSBLH4224FFFL	70	DT3WSRH5730BFFL	93
DS4PML18B	13	DT3SBLH4215BBFL	61	DT3WSBLH5024BBFL	73	DT3WSRH5730FFFL	92
DS4PML18F	13	DT3SBLH4215FFFL	61	DT3WSBLH5024FFFL	74	DT3WSRH5730FFL	92
DS4PML24A	13	DT3SBLH5015BBFL	63	DT3WSBLH5724BBFL	76	DT3WSRH6424BBFFL	81
DS4PML24B	13	DT3SBLH5015FFFL	63	DT3WSBLH5724FFFL	76	DT3WSRH6424BFFL	79
DS4PML24F	13	DT3SBLH5715BBFL	65	DT3WSBLH6424BBFL	82	DT3WSRH6424BFFL	80
DT3A1515	297	DT3SBLH5715FFFL	65	DT3WSBLH6424FFFL	83	DT3WSRH6424FFFL	82
DT3A1524	297	DT3SBLH6415BBFL	66	DT3WSBRH4224BBFL	70	DT3WSRH6424FFFL	81
DT3BDLH6415BBFL	67	DT3SBLH6415FFFL	66	DT3WSBRH4224FFFL	70	DT3WSRH6424FFFL	80
DT3BDLH6415FFFL	67	DT3SBRH4215BBFL	61	DT3WSBRH5024BBFL	73	DT3WSRH6430BBFFL	97
DT3BDRH6415BBFL	67	DT3SBRH4215FFFL	61	DT3WSBRH5024FFFL	74	DT3WSRH6430BFFL	95
DT3BDRH6415FFFL	67	DT3SBRH5015BBFL	63	DT3WSBRH5724BBFL	76	DT3WSRH6430BFFL	97
DT3CB15	300	DT3SBRH5015FFFL	63	DT3WSBRH5724FFFL	76	DT3WSRH6430FFFL	98
DT3CB24	300	DT3SBRH5715BBFL	65	DT3WSBRH6424BBFL	82	DT3WSRH6430FFFL	96
DT3CB30	300	DT3SBRH5715FFFL	65	DT3WSBRH6424FFFL	83	DT3WSRH6430FFL	96
DT3CB9	300	DT3SBRH6415BBFL	66	DT3WSLH5024BBFFL	73	DT4BDLH6415BBFL	29
DT3D5024WL	71	DT3SBRH6415FFFL	66	DT3WSLH5024BBFL	72	DT4BDLH6415FFFL	29
DT3D5024WWL	71	DT3SDD	298	DT3WSLH5024BFFL	72	DT4BDRH6415BBFL	29
DT3D5030WL	90	DT3SLH5015BBFFL	62	DT3WSLH5024FFFL	73	DT4BDRH6415FFFL	29
DT3D5030WWL	90	DT3SLH5015BFFL	62	DT3WSLH5024FFL	72	DT4D5024WL	33
DT3D5724WL	77	DT3SLH5015FFFL	63	DT3WSLH5030BBFFL	92	DT4D5024WWL	33
DT3D5724WWL	77	DT3SLH5015FFL	62	DT3WSLH5030BFFL	90	DT4D5030WL	52
DT3D5730WL	94	DT3SLH5015L	61	DT3WSLH5030BFFL	91	DT4D5030WWL	52
DT3D5730WWL	94	DT3SLH5024WL	70	DT3WSLH5030FFFL	91	DT4D5724WL	39
DT3D6424WL	78	DT3SLH5024WWL	71	DT3WSLH5030FFL	91	DT4D5724WWL	39
DT3D6424WWL	79	DT3SLH5715BBFL	64	DT3WSLH5724BBFFL	75	DT4D5730WL	56
DT3D6430WL	94	DT3SLH5715FFFL	65	DT3WSLH5724BBFL	75	DT4D5730WWL	56
DT3D6430WWL	95	DT3SLH5715FFL	64	DT3WSLH5724BFFL	75	DT4D6424WL	40
DT3DCH	300	DT3SLH5715L	64	DT3WSLH5724FFFL	74	DT4D6424WWL	41
DT3FDD	298	DT3SLH5724WL	76	DT3WSLH5724FFL	74	DT4D6430WL	56
DT3FDS15	295	DT3SLH5724WWL	77	DT3WSLH5730BBFFL	93	DT4D6430WWL	57
DT3FDS24	295	DT3SLH6415BBFFL	68	DT3WSLH5730BFFL	93	DT4FSLH5024L	46
DT3FDS30	295	DT3SLH6415BFFL	68	DT3WSLH5730BFFL	93	DT4FSLH5724L	48
DT3FM15	300	DT3SLH6415FFFL	67	DT3WSLH5730FFFL	92	DT4FSLH6424L	50
DT3FM9	300	DT3SLH6415FFFL	68	DT3WSLH5730FFL	92	DT4FSRH5024L	46
DT3FSLH5024L	84	DT3SLH6415FFL	69	DT3WSLH6424BBFFL	81	DT4FSRH5724L	48
DT3FSLH5724L	86	DT3SLH6415L	66	DT3WSLH6424BBFL	79	DT4FSRH6424L	50
DT3FSLH6424L	88	DT3SLH6424WL	78	DT3WSLH6424BFFL	80	DT4FWSLH5024BBFL	47
DT3FSRH5024L	84	DT3SLH6424WWL	78	DT3WSLH6424FFFL	82	DT4FWSLH5024FFL	47
DT3FSRH5724L	86	DT3SRH5015BBFFL	62	DT3WSLH6424FFFL	81	DT4FWSLH5024L	46
DT3FSRH6424L	88	DT3SRH5015BFFL	62	DT3WSLH6424FFL	80	DT4FWSLH5724BBFL	49
DT3FWSLH5024BBFL	85	DT3SRH5015FFFL	63	DT3WSLH6430BBFFL	97	DT4FWSLH5724FFL	49
DT3FWSLH5024FFL	85	DT3SRH5015FFL	62	DT3WSLH6430BFFL	95	DT4FWSLH5724L	48
DT3FWSLH5024L	84	DT3SRH5015L	61	DT3WSLH6430BFFL	97	DT4FWSLH6424BBFL	51
DT3FWSLH5724BBFL	87	DT3SRH5024WL	70	DT3WSLH6430FFFL	98	DT4FWSLH6424FFL	51
DT3FWSLH5724FFL	87	DT3SRH5024WWL	71	DT3WSLH6430FFL	96	DT4FWSLH6424L	50
DT3FWSLH5724L	86	DT3SRH5715BBFL	64	DT3WSLH6430FFL	96	DT4FWSRH5024BBFL	47
DT3FWSLH6424BBFL	89	DT3SRH5715FFFL	65	DT3WSP	296	DT4FWSRH5024FFL	47
DT3FWSLH6424FFL	89	DT3SRH5715FFL	64	DT3WSRH5024BBFFL	73	DT4FWSRH5024L	46
DT3FWSLH6424L	88	DT3SRH5715L	64	DT3WSRH5024BBFL	72	DT4FWSRH5724BBFL	49
DT3FWSRH5024BBFL	85	DT3SRH5724WL	76	DT3WSRH5024BFFL	72	DT4FWSRH5724FFL	49
DT3FWSRH5024FFL	85	DT3SRH5724WWL	77	DT3WSRH5024FFFL	73	DT4FWSRH5724L	48
DT3FWSRH5024L	84	DT3SRH6415BBFFL	68	DT3WSRH5024FFL	72	DT4FWSRH6424BBFL	51
DT3FWSRH5724BBFL	87	DT3SRH6415BFFL	68	DT3WSRH5030BBFFL	92	DT4FWSRH6424FFL	51
DT3FWSRH5724FFL	87	DT3SRH6415FFFL	67	DT3WSRH5030BFFL	90	DT4FWSRH6424L	50
DT3FWSRH5724L	86	DT3SRH6415FFFL	68	DT3WSRH5030BFFL	91	DT4SBLH4215BBFL	23
DT3FWSRH6424BBFL	89	DT3SRH6415FFL	69	DT3WSRH5030FFFL	91	DT4SBLH4215FFFL	23
DT3FWSRH6424FFL	89	DT3SRH6415L	66	DT3WSRH5030FFL	91	DT4SBLH5015BBFL	25
DT3FWSRH6424L	88	DT3SRH6424WL	78	DT3WSRH5724BBFFL	75	DT4SBLH5015FFFL	25
DT3GBCDS	296	DT3SRH6424WWL	78	DT3WSRH5724BFFL	75	DT4SBLH5715BBFL	27
DT3HDS15	295	DT3WBDLH6424BBFL	83	DT3WSRH5724BFFL	75	DT4SBLH5715FFL	27
DT3HDS24	295	DT3WBDLH6424FFL	83	DT3WSRH5724FFFL	74	DT4SBLH6415BBFL	28
DT3HDS30	295	DT3WBDRH6424BBFL	83	DT3WSRH5724FFL	74	DT4SBLH6415FFL	28
DT3MBCDS	296	DT3WBDRH6424FFL	83	DT3WSRH5730BBFFL	93	DT4SBRH4215BBFL	23

<i>pattern no.</i>	<i>page</i>	<i>pattern no.</i>	<i>page</i>	<i>pattern no.</i>	<i>page</i>	<i>pattern no.</i>	<i>page</i>
DT4SBRH4215FFL	23	DT4WSBRH5724BBFL	38	DT4WSRH6430FFL	58	MT3SBRH4215BBFL	220
DT4SBRH5015BBFL	25	DT4WSBRH5724FFL	38	MB1U18	218	MT3SBRH4215FFL	220
DT4SBRH5015FFL	25	DT4WSBRH6424BBFL	44	MS2BS24	219	MT3SBRH5015BBFL	222
DT4SBRH5715BBFL	27	DT4WSBRH6424FFL	45	MS2BS30	219	MT3SBRH5015FFL	222
DT4SBRH5715FFL	27	DT4WSLH5024BBFFL	35	MS2BS36	219	MT3SBRH5715BBFL	224
DT4SBRH6415BBFL	28	DT4WSLH5024BFFL	34	MS2BS42	219	MT3SBRH5715FFL	224
DT4SBRH6415FFL	28	DT4WSLH5024BFFL	34	MS2BS48	219	MT3SBRH6415BBFL	226
DT4SLH5015BBFFL	24	DT4WSLH5024FFFL	35	MS2BS54	219	MT3SBRH6415FFL	227
DT4SLH5015BBFL	24	DT4WSLH5024FFL	34	MS2BS60	219	MT3SLH5015BBFFL	221
DT4SLH5015FFFL	24	DT4WSLH5030BBFFL	53	MS2BS66	219	MT3SLH5015BBFL	221
DT4SLH5015FFL	25	DT4WSLH5030BFFL	52	MS2BS72	219	MT3SLH5015FFFL	222
DT4SLH5015L	23	DT4WSLH5030BFFL	54	MS2DW30L	216	MT3SLH5015FFL	221
DT4SLH5024WL	32	DT4WSLH5030FFFL	53	MS2DW36L	216	MT3SLH5024WL	230
DT4SLH5024WWL	33	DT4WSLH5030FFL	53	MS2PFL18A	214	MT3SLH5024WWL	230
DT4SLH5715BBFL	26	DT4WSLH5724BBFFL	37	MS2PFL18B	214	MT3SLH5715BBFL	223
DT4SLH5715FFFL	27	DT4WSLH5724BFFL	37	MS2PFL24A	214	MT3SLH5715FFFL	223
DT4SLH5715FFL	26	DT4WSLH5724BFFL	37	MS2PFL24B	214	MT3SLH5715FFL	223
DT4SLH5715L	26	DT4WSLH5724FFFL	36	MS2PFL30A	214	MT3SLH5724WL	234
DT4SLH5724WL	38	DT4WSLH5724FFL	36	MS2PFL30B	214	MT3SLH5724WWL	233
DT4SLH5724WWL	39	DT4WSLH5730BBFFL	55	MS2PM30L	217	MT3SLH6415BBFFL	225
DT4SLH6415BBFFL	30	DT4WSLH5730BFFL	55	MS2PM36L	217	MT3SLH6415BBFL	225
DT4SLH6415BBFL	30	DT4WSLH5730BFFL	55	MS2PM42L	217	MT3SLH6415FFFL	226
DT4SLH6415FFFL	29	DT4WSLH5730FFFL	54	MS2PM48L	217	MT3SLH6415FFL	226
DT4SLH6415FFFL	30	DT4WSLH5730FFL	54	MS2PM54L	217	MT3SLH6415FFL	225
DT4SLH6415FFL	31	DT4WSLH6424BBFFL	43	MS2PM60L	217	MT3SLH6424WL	239
DT4SLH6415L	28	DT4WSLH6424BBFL	41	MS2PM66L	217	MT3SLH6424WWL	239
DT4SLH6424WL	40	DT4WSLH6424BFFL	42	MS2PM72L	217	MT3SRH5015BBFFL	221
DT4SLH6424WWL	40	DT4WSLH6424FFFL	44	MS2PML18A	215	MT3SRH5015BBFL	221
DT4SRH5015BBFFL	24	DT4WSLH6424FFFL	43	MS2PML18B	215	MT3SRH5015FFFL	222
DT4SRH5015BBFL	24	DT4WSLH6424FFL	42	MS2PML18F	215	MT3SRH5015FFL	221
DT4SRH5015FFFL	24	DT4WSLH6430BBFFL	59	MS2PML24A	215	MT3SRH5024WL	230
DT4SRH5015FFL	25	DT4WSLH6430BFFL	57	MS2PML24B	215	MT3SRH5024WWL	230
DT4SRH5015L	23	DT4WSLH6430BFFL	59	MS2PML24F	215	MT3SRH5715BBFL	223
DT4SRH5024WL	32	DT4WSLH6430FFFL	60	MS2UM30L	218	MT3SRH5715FFFL	223
DT4SRH5024WWL	33	DT4WSLH6430FFFL	58	MS2UM36L	218	MT3SRH5715FFL	223
DT4SRH5715BBFL	26	DT4WSRH5024BBFFL	35	MS2UM42L	218	MT3SRH5724WL	234
DT4SRH5715FFFL	27	DT4WSRH5024BBFL	34	MS2UM48L	218	MT3SRH5724WWL	233
DT4SRH5715FFL	26	DT4WSRH5024BFFL	34	MS2UM54L	218	MT3SRH6415BBFFL	225
DT4SRH5715L	26	DT4WSRH5024FFFL	35	MS2UM60L	218	MT3SRH6415BBFL	225
DT4SRH5724WL	38	DT4WSRH5024FFL	34	MS2UM66L	218	MT3SRH6415FFFL	226
DT4SRH5724WWL	39	DT4WSRH5030BBFFL	53	MS2UM72L	218	MT3SRH6415FFFL	226
DT4SRH6415BBFFL	30	DT4WSRH5030BFFL	52	MT3BDLH6415BBFL	227	MT3SRH6415FFL	225
DT4SRH6415BBFL	30	DT4WSRH5030BFFL	54	MT3BDLH6415FFL	227	MT3SRH6424WL	239
DT4SRH6415FFFL	29	DT4WSRH5030FFFL	53	MT3BDRH6415BBFL	227	MT3SRH6424WWL	239
DT4SRH6415FFFL	30	DT4WSRH5030FFL	53	MT3BDRH6415FFL	227	MT3WBDLH6424BBFL	243
DT4SRH6415FFL	31	DT4WSRH5724BBFFL	37	MT3D5024WL	229	MT3WBDLH6424FFL	243
DT4SRH6415L	28	DT4WSRH5724BFFL	37	MT3D5024WWL	229	MT3WBDRH6424BBFL	243
DT4SRH6424WL	40	DT4WSRH5724FFFL	36	MT3D5030WL	244	MT3WBDRH6424FFL	243
DT4SRH6424WWL	40	DT4WSRH5724FFL	36	MT3D5030WWL	244	MT3WSBLH4224BBFL	228
DT4WBDLH6424BBFL	45	DT4WSRH5730BBFFL	55	MT3D5724WL	236	MT3WSBLH4224FFL	228
DT4WBDLH6424FFL	45	DT4WSRH5730BFFL	55	MT3D5724WWL	236	MT3WSBLH5024BBFL	229
DT4WBDRH6424BBFL	45	DT4WSRH5730BFFL	55	MT3D5730WL	247	MT3WSBLH5024FFL	230
DT4WBDRH6424FFL	45	DT4WSRH5730FFFL	54	MT3D5730WWL	247	MT3WSBLH5724BBFL	233
DT4WSBLH4224BBFL	32	DT4WSRH5730FFL	54	MT3D6424WL	237	MT3WSBLH5724FFL	233
DT4WSBLH4224FFL	32	DT4WSRH6424BBFFL	43	MT3D6424WWL	237	MT3WSBLH6424BBFL	238
DT4WSBLH5024BBFL	35	DT4WSRH6424BBFL	41	MT3D6430WL	250	MT3WSBLH6424FFL	238
DT4WSBLH5024FFL	36	DT4WSRH6424BFFL	42	MT3D6430WWL	250	MT3WSBRH4224BBFL	228
DT4WSBLH5724BBFL	38	DT4WSRH6424FFFL	44	MT3SBLH4215BBFL	220	MT3WSBRH4224FFL	228
DT4WSBLH5724FFL	38	DT4WSRH6424FFFL	43	MT3SBLH4215FFL	220	MT3WSBRH5024BBFL	229
DT4WSBLH6424BBFL	44	DT4WSRH6424FFL	42	MT3SBLH5015BBFL	222	MT3WSBRH5024FFL	230
DT4WSBLH6424FFL	45	DT4WSRH6430BBFFL	59	MT3SBLH5015FFL	222	MT3WSBRH5724BBFL	233
DT4WSBRH4224BBFL	32	DT4WSRH6430BFFL	57	MT3SBLH5715BBFL	224	MT3WSBRH5724FFL	233
DT4WSBRH4224FFL	32	DT4WSRH6430BFFL	59	MT3SBLH5715FFL	224	MT3WSBRH6424BBFL	238
DT4WSBRH5024BBFL	35	DT4WSRH6430FFFL	60	MT3SBLH6415BBFL	226	MT3WSBRH6424FFL	238
DT4WSBRH5024FFL	36	DT4WSRH6430FFFL	58	MT3SBLH6415FFL	227	MT3WSLH5024BBFFL	232

<i>pattern no.</i>	<i>page</i>	<i>pattern no.</i>	<i>page</i>	<i>pattern no.</i>	<i>page</i>	<i>pattern no.</i>	<i>page</i>
MT3WSLH5024BBFL	231	R1PS1030S	317	R1PS4948W2	324	RT3SLH5015FFFL	187
MT3WSLH5024BFFL	231	R1PS1036F	318	R1PS4954F	324	RT3SLH5015FFL	186
MT3WSLH5024FFFL	231	R1PS1036S	317	R1PS4954S	322	RT3SLH5024WL	192
MT3WSLH5024FFL	232	R1PS1042F	318	R1PS4954W1	324	RT3SLH5024WWL	192
MT3WSLH5030BBFFL	246	R1PS1042S	317	R1PS4954W2	324	RT3SLH5715BBFL	188
MT3WSLH5030BBFL	244	R1PS1048F	318	R1PS4960F	324	RT3SLH5715FFFL	188
MT3WSLH5030BFFL	245	R1PS1048S	317	R1PS4960S	322	RT3SLH5715FFL	188
MT3WSLH5030FFFL	245	R1PS1054F	318	R1PS4960W1	324	RT3SLH5724WL	195
MT3WSLH5030FFL	245	R1PS1054S	317	R1PS4960W2	324	RT3SLH5724WWL	194
MT3WSLH5724BBFFL	235	R1PS1060F	318	RB1U18	22, 184	RT3SLH6415BBFFL	190
MT3WSLH5724BBFL	235	R1PS1060S	317	RS2BS24	185	RT3SLH6415BBFL	189
MT3WSLH5724BFFL	234	R1PS4224F	319	RS2BS30	185	RT3SLH6415FFFL	189
MT3WSLH5724FFFL	234	R1PS4224S	320	RS2BS36	185	RT3SLH6415FFFL	190
MT3WSLH5724FFL	235	R1PS4224W1	319	RS2BS42	185	RT3SLH6415FFL	189
MT3WSLH5730BBFFL	247	R1PS4230F	319	RS2BS48	185	RT3SLH6424WL	198
MT3WSLH5730BBFL	248	R1PS4230S	320	RS2BS54	185	RT3SLH6424WWL	198
MT3WSLH5730BFFL	248	R1PS4230W1	319	RS2BS60	185	RT3SRH5015BBFFL	186
MT3WSLH5730FFFL	248	R1PS4236F	319	RS2BS66	185	RT3SRH5015BBFL	186
MT3WSLH5730FFL	249	R1PS4236S	320	RS2BS72	185	RT3SRH5015FFFL	187
MT3WSLH6424BBFFL	242	R1PS4236W1	319	RS2DW30L	179	RT3SRH5015FFL	186
MT3WSLH6424BBFL	241	R1PS4242F	319	RS2DW36L	179	RT3SRH5024WL	192
MT3WSLH6424BFFL	240	R1PS4242S	320	RS2PFL18A	177	RT3SRH5024WWL	192
MT3WSLH6424FFFL	240	R1PS4242W1	319	RS2PFL18B	177	RT3SRH5715BBFL	188
MT3WSLH6424FFL	241	R1PS4248F	319	RS2PFL24A	177	RT3SRH5715FFFL	188
MT3WSLH6424FFL	242	R1PS4248S	320	RS2PFL24B	177	RT3SRH5715FFL	188
MT3WSLH6430BBFFL	253	R1PS4248W1	319	RS2PFL30A	177	RT3SRH5724WL	195
MT3WSLH6430BBFL	251	R1PS4254F	319	RS2PFL30B	177	RT3SRH5724WWL	194
MT3WSLH6430BFFL	252	R1PS4254S	320	RS2PM24L	21, 183	RT3SRH6415BBFFL	190
MT3WSLH6430FFFL	253	R1PS4254W1	319	RS2PM30L	21, 183	RT3SRH6415BBFL	189
MT3WSLH6430FFL	252	R1PS4260F	319	RS2PM36L	21, 183	RT3SRH6415FFFL	189
MT3WSLH6430FFL	251	R1PS4260S	320	RS2PM42L	21, 183	RT3SRH6415FFFL	190
MT3WSRH5024BBFFL	232	R1PS4260W1	319	RS2PM48L	21, 183	RT3SRH6415FFL	189
MT3WSRH5024BBFL	231	R1PS42T24F	323	RS2PM54L	21, 183	RT3SRH6424WL	198
MT3WSRH5024BFFL	231	R1PS42T24S	321	RS2PM60L	21, 183	RT3SRH6424WWL	198
MT3WSRH5024FFFL	231	R1PS42T30F	323	RS2PM66L	21, 183	RT3WSLH5024BBFFL	191
MT3WSRH5024FFL	232	R1PS42T30S	321	RS2PM72L	21, 183	RT3WSLH5024BBFL	193
MT3WSRH5030BBFFL	244	R1PS42T36F	323	RS2PML18A	178	RT3WSLH5024BFFL	192
MT3WSRH5030BFFL	245	R1PS42T36S	321	RS2PML18B	178	RT3WSLH5024FFFL	193
MT3WSRH5030FFFL	245	R1PS42T42F	323	RS2PML18F	178	RT3WSLH5024FFL	193
MT3WSRH5030FFL	245	R1PS42T42S	321	RS2PML24A	178	RT3WSLH5030BBFFL	205
MT3WSRH5724BBFFL	235	R1PS42T48F	323	RS2PML24B	178	RT3WSLH5030BBFL	203
MT3WSRH5724BBFL	235	R1PS42T48S	321	RS2PML24F	178	RT3WSLH5030BFFL	204
MT3WSRH5724BFFL	234	R1PS42T54F	323	RS2UM24L	22, 184	RT3WSLH5030FFFL	204
MT3WSRH5724FFFL	234	R1PS42T54S	321	RS2UM30L	22, 184	RT3WSLH5030FFL	203
MT3WSRH5724FFL	235	R1PS42T60F	323	RS2UM36L	22, 184	RT3WSLH5724BBFFL	196
MT3WSRH5730BBFFL	247	R1PS42T60S	321	RS2UM42L	22, 184	RT3WSLH5724BBFL	196
MT3WSRH5730BBFL	248	R1PS4924F	324	RS2UM48L	22, 184	RT3WSLH5724BFFL	195
MT3WSRH5730BFFL	248	R1PS4924S	322	RS2UM54L	22, 184	RT3WSLH5724FFFL	195
MT3WSRH5730FFFL	248	R1PS4924W1	324	RS2UM60L	22, 184	RT3WSLH5724FFL	196
MT3WSRH5730FFL	249	R1PS4924W2	324	RS2UM66L	22, 184	RT3WSLH5730BBFFL	207
MT3WSRH6424BBFFL	242	R1PS4930F	324	RS2UM72L	22, 184	RT3WSLH5730BBFL	207
MT3WSRH6424BBFL	241	R1PS4930S	322	RT3D5024WL	191	RT3WSLH5730BFFL	208
MT3WSRH6424BFFL	240	R1PS4930W1	324	RT3D5024WWL	191	RT3WSLH5730FFFL	208
MT3WSRH6424FFFL	240	R1PS4930W2	324	RT3D5030WL	202	RT3WSLH5730FFL	209
MT3WSRH6424FFFL	241	R1PS4936F	324	RT3D5030WWL	202	RT3WSLH6424BBFFL	201
MT3WSRH6424FFL	242	R1PS4936S	322	RT3D5724WL	194	RT3WSLH6424BBFL	200
MT3WSRH6430BBFFL	253	R1PS4936W1	324	RT3D5724WWL	194	RT3WSLH6424BFFL	199
MT3WSRH6430BBFL	251	R1PS4936W2	324	RT3D5730WL	206	RT3WSLH6424FFFL	199
MT3WSRH6430BFFL	252	R1PS4942F	324	RT3D5730WWL	206	RT3WSLH6424FFFL	200
MT3WSRH6430FFFL	253	R1PS4942S	322	RT3D6424WL	197	RT3WSLH6424FFL	201
MT3WSRH6430FFFL	252	R1PS4942W1	324	RT3D6424WWL	197	RT3WSLH6430BBFFL	213
MT3WSRH6430FFL	251	R1PS4942W2	324	RT3D6430WL	210	RT3WSLH6430BBFL	211
R1PS1024F	318	R1PS4948F	324	RT3D6430WWL	210	RT3WSLH6430BFFL	212
R1PS1024S	317	R1PS4948S	322	RT3SLH5015BBFFL	186	RT3WSLH6430FFFL	213
R1PS1030F	318	R1PS4948W1	324	RT3SLH5015BBFL	186	RT3WSLH6430FFFL	212

<i>pattern no.</i>	<i>page</i>
RT3WSLH6430FFL	211
RT3WSRH5024BBFFL	191
RT3WSRH5024BBFL	193
RT3WSRH5024BBFL	192
RT3WSRH5024FFFL	193
RT3WSRH5024FFL	193
RT3WSRH5030BBFFL	205
RT3WSRH5030BBFL	203
RT3WSRH5030BBFL	204
RT3WSRH5030FFFL	204
RT3WSRH5030FFL	203
RT3WSRH5724BBFFL	196
RT3WSRH5724BBFL	196
RT3WSRH5724BBFL	195
RT3WSRH5724FFFL	195
RT3WSRH5724FFL	196
RT3WSRH5730BBFFL	207
RT3WSRH5730BBFL	207
RT3WSRH5730BBFL	208
RT3WSRH5730FFFL	208
RT3WSRH5730FFL	209
RT3WSRH6424BBFFL	201
RT3WSRH6424BBFL	200
RT3WSRH6424BBFL	199
RT3WSRH6424FFFL	199
RT3WSRH6424FFFL	200
RT3WSRH6424FFL	201
RT3WSRH6430BBFFL	213
RT3WSRH6430BBFL	211
RT3WSRH6430BBFL	212
RT3WSRH6430FFFL	213
RT3WSRH6430FFFL	212
RT3WSRH6430FFL	211

Selling Policy

	<p>This Selling Policy supercedes all previous selling policies. Prices, discounts and product offerings are subject to change without notice.</p>
Terms & Conditions of Sales	<p>Sales by Knoll, Inc. or Knoll North America Corp. ("Seller") of Knoll Product Lines (hereinafter "Products") within the United States and Canada are made only on the terms which are contained in this Selling Policy. Seller hereby gives notice of its objection to any different or additional terms and conditions. This sale is expressly conditional upon Purchaser's assent to the terms and conditions set forth below. Additional terms and conditions may apply to KnollStudio and KnollTextiles orders. These terms and conditions may be modified or supplemented only by a written document signed by an authorized representative of Seller. These terms and conditions supercede any prior and/or contemporaneous agreements or correspondence between Purchaser and Seller. Written quotations expire thirty (30) days from the date of issuance and can be withdrawn by written notice anytime during that period. Where Purchaser and Seller have entered into the Knoll Electronic Terms and Conditions, all orders, acknowledgements, invoices and other business communications placed or transmitted in accordance with the Knoll Electronic Terms and Conditions shall be deemed to be in writing and signed and shall be valid for all purposes as if they were originated and maintained in documentary form.</p>
Ordering Information	<p>All orders must be in writing. The product pattern number(s) contained on Seller's order acknowledgement shall be the final expression of the order.</p>
Order Confirmation	<p>A purchase order is not binding on Seller until Purchaser has received Seller's order confirmation or acknowledgment.</p>
Pricing Policies	<p>List prices are subject to change without notice.</p> <p>List prices shall be those prices in effect on the date of receipt of a complete purchase order unless shipment is requested more than ninety (90) days after order entry in which case prices in effect on the date of shipment apply. List prices include specified freight costs. Unless specified in writing by Seller, no other charges are included in Seller's list prices.</p>
Taxes	<p>All sales, use, excise and other taxes applicable to the sale of the Products shall be paid by Purchaser. If Purchaser claims an exemption from any tax, Purchaser shall submit to Seller the appropriate exemption certificates.</p>
Terms of Payment	<p>Payment for one hundred percent (100%) of the net order amount is due within thirty (30) days of the date of invoice, which is generally issued upon shipment. In case of any discrepancies, such as shortages, and Seller is notified in writing within ten (10) days of receipt of Product, only that portion may be deducted and the balance paid. For orders greater than \$100,000 net, a fifty percent (50%) deposit is due at the time of order placement, with the remainder due within thirty (30) days of the date of invoice.</p> <p>KnollStudio orders less than \$2,000 require payment for one hundred percent (100%) of the net order amount (including any applicable sales tax and charges for inside delivery, special packaging, etc.), due at time of order placement. For KnollStudio orders greater than \$2,000, a one-half (50%) deposit is due at time of order placement with the remainder (including any applicable sales tax and charges for inside delivery, special packaging, etc.) due prior to shipment.</p> <p>If, in the judgment of Seller, Purchaser's financial condition does not justify the terms of the payment, Seller may require full or partial payment in advance.</p> <p>Past due accounts shall be charged one and one-half percent (1.5%) per month, or the highest rate permitted by law, whichever is less, and will be added to the outstanding balance. In the event Purchaser defaults on payment, Purchaser shall be liable for all collection costs, including reasonable attorney's fees and costs.</p>
Changes and Cancellation	<p>Purchase orders may not be changed or cancelled, in whole or in part, without prior written consent of Seller. Changes may effect delivery dates. Expenses incurred because of changes shall be charged to Purchaser. In the event of cancellations, Purchaser will be liable for reasonable cancellation charges established by Seller. Orders for special Product, orders including "COM" (hereinafter defined) material and orders pursuant to expedited delivery programs, may not be canceled.</p>
Freight Prepaid	<p>Freight is prepaid and included in the price of all Products, except KnollTextiles, within the 48 contiguous United States for orders placed with Knoll, Inc. and within Canada, excluding the Yukon, Northwest Territories, Nunavut and Newfoundland for orders placed with Knoll North America Corp. Packing is tested for rigorous motion and transportation but is not guaranteed to protect furniture from all conditions. If special packaging is required for any reason, please consult with your sales representative or dealer. Seller shall select the method of shipment and routing. Freight for all KnollTextiles orders is prepaid and added to the invoice.</p>
Delivery/Freight Charges	<p>Shipments outside the contiguous 48 United States and Canada shall be shipped F.O.B. Origin.</p> <p>For shipments outside the contiguous United States and Canada, Purchaser is responsible for the cost of freight from point of embarkation, including any handling and transportation charges incidental to loading at the point of departure and unloading at the final destination.</p> <p>Conditions beyond the control of Seller, including weather, available facilities and traffic conditions, may affect exact time of delivery. Seller shall not be responsible for specific carrier delivery date or time unless it has made a specific delivery commitment, in writing.</p> <p>Nonstandard methods of shipment and/or additional services are available upon request. Purchaser will be billed for the differential cost of any special services in excess of standard surface carrier freight costs. Premium charges, at Purchaser's request, will be added for airfreight, exclusive use of vehicle and extra, export or special packaging. Accessorial charges will be added for inside delivery, extra labor, reassignment and redelivery.</p> <p>Partial shipments may be made and invoiced by Seller.</p>
Claims	<p>All shipments for Knoll Products within the contiguous United States and Canada are F.O.B. Origin. All risk of loss passes to Purchaser at time of delivery to carrier. Purchaser shall inspect all Products upon receipt and notify Seller within ten (10) working days after receipt of any damage or defects which are, or should be, apparent from an inspection of the Product and its packaging. Failure of Purchaser to notify Seller during the ten (10) working day period shall constitute acceptance of the Products and waiver of any apparent defects, errors or shortages. For all claims relating to Product damaged in transit or for any other claims relating to or arising out of the transportation of the Product, Purchaser must seek recovery from the carrier and Seller has no liability to Purchaser for such claims. Seller may, upon request, assist Purchaser with filing of such claims with the carrier, but Seller will not be liable for any of these transportation related claims.</p>
Seller's Security Interest	<p>Until Seller receives the full payment for the Product, Seller shall have a security interest in the Product. Purchaser agrees to perform all acts, including but not limited to the execution and filing of documentation, which may be necessary to perfect and assure the security interest of Seller.</p>
Returns	<p>The return of Products without a written authorization by Seller shall not be accepted. To receive authorization for Product return, please call Customer Service. All Products that are returned pursuant to a valid authorization shall be subject to a twenty-five percent (25%) of list restocking charge. Products not currently offered for sale by Seller (including COM) shall not be authorized for return. All returned Products must be unused, in original condition and in the original Seller packing cartons. No refund or credit shall be given for damaged Products.</p>
Held Orders/Storage	<p>If Purchaser requests that an order be held or delayed, prices and terms and conditions in effect at the time of shipment shall apply. If Purchaser requests a delay after the time when Seller can defer production, Purchaser will be invoiced for the Product, payable in accordance with standard terms, when the order is ready for shipment. Seller may transfer the Product to storage, in which case all expenses incurred in connection with storage, including demurrage, preparation for storage, storage charges and handling shall be payable by Purchaser upon submission of invoices by Seller. Risk of loss to the Product shall pass to the Purchaser upon delivery of the Product into storage.</p>

Selling Policy

Customer's Own Material	A Purchaser who requests a fabric or other surface material not standard to Seller's line of Products ("COM") must submit samples of the requested material to Seller prior to entry of a purchaser order. Seller shall determine if the material is suitable to its manufacturing processes and meets any requirements of Underwriters Laboratories. If the COM is acceptable, Seller will then establish a price for using the COM or the Product in question. For a description of the procedures for submitting samples and testing, contact customer resources or your sales representative. Seller shall have no responsibility for the appearance, condition, performance, durability, colorfastness or any other physical attribute of the COM. Purchaser shall indemnify and hold Seller harmless for any damages, injuries or losses arising out of or related to use of the COM on the Product.
Warranty	Seller warrants to the original Purchaser only that the Products Seller manufactures and sells to Purchaser are free of defects in workmanship and materials, during the applicable warranty period set forth below. Warranty period set forth below is for 24-hour, 7 days a week, multi shift use (includes parts and labor to repair). Should any failure to conform with this limited warranty appear to a Product listed below during the applicable warranty period from the date of shipment, Seller shall, upon prompt written notice, repair or replace, at its option and costs, the affected part or parts. <i>Product and Period of Warranty</i> <i>Lifetime: Antenna Workspaces, AutoStrada, Calibre, Crinion Open Table, Currents, Dividends Horizon, Equity, Morrison, Reff Profiles laminate, Series 2 Storage, Template and other non-wood components (except cascade edge worksurfaces, operational parts, controls, electrical, Lighting, Series 2 Veneer Front Storage, special or custom products, see below)</i> <i>12 Years: Chadwick, Essentials Work Chairs, Generation by Knoll, Life, Moment, MultiGeneration by Knoll, ReGeneration by Knoll, RPM, Sapper and Toboggan seating (except seating upholstery, textiles, leathers and finishes, see below).</i> <i>10 Years: Anchor Storage except digital keypad lock, Antenna Workspaces, AutoStrada, Crinion Open Table, Dividends Horizon, Reff Profiles, Template wood components, Series 2 Veneer Front Storage, cascade edge worksurfaces, Wood Casegoods (The Graham Collection) (except wood casegoods upholstered surfaces, see below), Interaction tables (except height adjustment mechanisms for Counterforce, crank-adjustable, and split-top tables and worksurfaces, see below), Reuter overheads, Reuter vertical storage, KnollExtra Sapper Monitor Arm Collection, Adjustable keyboard mechanisms and platforms, Communication Boards (except fabric board textiles, see below), Smokador collection (except leathers, see below), and Orchestra Universal Systems Accessories.</i> <i>5 Years: Operational parts, controls, electrical, Lighting (except light ballasts, bulbs and power supply, see below), special or custom product, wood veneer products, Currents handerank, Interaction Counterforce, Interaction crank-adjustable, and split-top mechanisms, KnollStudio, Spark Series seating structural elements, structural elements of all KnollStudio outdoor products including all Richard Schultz designed products, KnollExtra CPU storage and all universal storage drawers and Power Collection.</i> <i>3 Years: Seating upholstery, textiles, leathers and finishes. Fabric boards textiles and Smokador Collection leathers.</i> <i>2 Years: Anchor Storage digital keypad lock, all other KnollExtra product</i> <i>1 Year: Light ballasts, bulbs and power supply, seating upholstered armpads and soft armpads, wood casegoods upholstered surfaces. KnollStudio, outdoor product finishes.</i> This warranty does not apply to: <ul style="list-style-type: none">• Damage caused by a carrier other than the Seller.• Normal wear and tear or acts or omissions of parties other than Seller (including user modification, improper use or installation of Products).• COM or other third party materials applied to Products.• Products not installed by or under the auspices of a Knoll Dealer.• Dramatic temperature variations or exposure to unusual conditions.• Changes in surface finishes, including colorfastness due to aging or exposure to light.• Except as specifically noted above, textiles and upholstery supplied by <i>KnollTextiles</i> (consult current <i>KnollTextiles</i> price list for applicable warranty). Natural variations occurring in wood, marble, and leather shall not be considered defects, and the Seller does not guarantee the colorfastness or matching of the colors, grains or textures, or surface hardness of such materials. The Seller also does not guarantee the colorfastness of fiberglass panel surfaces. THE EXPRESS WARRANTIES CONTAINED HEREIN ARE IN LIEU OF ALL OTHER WARRANTIES, EXPRESS OR IMPLIED, INCLUDING ANY WARRANTIES OF MERCHANTABILITY AND FITNESS FOR PARTICULAR PURPOSE AND ALL OTHER WARRANTIES ARISING FROM COURSE OF DEALING OR USAGE OF TRADE. The remedies provided above are the Purchaser's sole remedies for any failure of Seller to comply with its obligations regarding the workmanship of its Products. Correction of any nonconformity in the manner and for the period of time provided shall constitute complete fulfillment of all liabilities of Seller, with respect to or arising out of the Product furnished hereunder.
Delay/Force Majeure	Seller shall not be liable for failure to perform or for delay in performance due to fire, flood, strike or other labor difficulty, act of God, act of any governmental authority or of the Purchaser, riot, embargo, fuel or energy shortage, wrecks or delay in transportation, inability to obtain necessary labor, materials or manufacturing facilities from usual sources or failure of suppliers to meet their contractual obligations, or due to any cause beyond its reasonable control. If any such event occurs, Seller may extend delivery dates by a period of time necessary to overcome the effect of such delay, allocate available Product or cancel any purchase order.
Compliance with Law	PURCHASER IS SOLELY RESPONSIBLE FOR COMPLIANCE WITH ALL APPLICABLE FEDERAL, STATE AND LOCAL LAWS, ORDINANCES, REGULATIONS, RULES AND STANDARDS RELATING TO THE INSTALLATION, MAINTENANCE, USE AND OPERATION OF THE PRODUCTS.
Patents	Subject to the following provisions, Seller shall, at its own expense, defend or, at its option, settle any claim, suit or proceeding brought against the Purchaser, and/or its vendees, mediate and immediate, so far as based on an allegation that any Product or any part thereof furnished hereunder constitutes a direct or a contributory infringement of any claim of any patent of the United States or Canada. This obligation shall be effective only if Purchaser shall have made all payments then due hereunder and if Seller is notified promptly in writing and given authority, information and assistance for the defense of said claim, suit or proceeding. Seller shall pay all damages and costs awarded in such suit or proceedings so defended. The foregoing indemnity does not apply to the following: <ul style="list-style-type: none">• Products supplied according to a design other than that of Seller, and which is required by the Purchaser.• Combination of the Product with another product not furnished hereunder unless Seller is a contributory infringer.• Any settlements of a suit or proceeding made without Seller's written consent.
Limitations of Liability	SELLER, ITS CONTRACTORS, AUTHORIZED DEALERS AND SUBCONTRACTORS OR SUPPLIERS OF ANY TIER SHALL NOT BE LIABLE TO PURCHASER FOR ANY SPECIAL, INDIRECT, INCIDENTAL OR CONSEQUENTIAL DAMAGES ARISING FROM A BREACH OF THIS AGREEMENT. Purchaser's remedies set forth herein are exclusive and the liability of Seller with respect to the breach of this agreement or any contract entered into between the parties pursuant hereto shall not exceed the price of the Product or part on which such liability is based.

KnollKey Lock Program

KnollKey Lock Program General Information

Following is the KnollKey lock policy, applicable to all products.

Knoll furniture can be ordered keyed-alike or random keyed. Key-alike and random keying instructions cannot be mixed on any single order. Only one of the two instructions can be used on an individual order. When an order is submitted with mixed (key-alike and random) instructions, Knoll will release the order as key-alike only and lock cores will have to be specified separately.

Key-alike

For the convenience of the user, furniture may be keyed alike at no charge. Write "Key-alike" in the description of your purchase order for any pedestal, overhead, file or other item you wish to have keyed alike.

Using the key-alike instructions, order cores and keys as line items on your purchase order. Do NOT submit a key-alike form. The Knoll East Greenville Lock Center will select key numbers from the standard range of K 001 - K 250. Key numbers will not be repeated unless over 250 sets are ordered. Lock cores keyed-alike will ship separately from the product, ready for field installation.

There is no charge for key-alike orders if placed with the furniture order.

IF THE KEY-ALIKE ORDER IS NOT PLACED AT LEAST TWO WEEKS PRIOR TO THE FURNITURE SHIP DATE, A \$50 HANDLING CHARGE AND AIR FREIGHT CHARGES WILL APPLY.

If product is ordered and shipped random-keyed, additional lock cores for key-alike are billable.

Random-Keying

To specify product keyed-random, write "key-random" in the product description. Random-keyed product is shipped with the lock core factory installed. A shrouded key is included. Random means no effort has been made to match key numbers, or to make them different.

Keys

A Knoll shrouded key is shipped with every lock core. 250 Key numbers are available. For numbers above 250, contact Custom Product Development. Additional keys and key blanks are available. See service parts for more information.

Master Keying

Knoll locks can be controlled by means of a master key. There is no additional per-lock charge for master keying. A letter of approval from the client must accompany orders for master keys.

Installing Lock Cores

Lock cores can be installed or removed in the field by using a change key. Cores must be in the unlocked position to be removed. See service parts for change key pattern number and pricing.

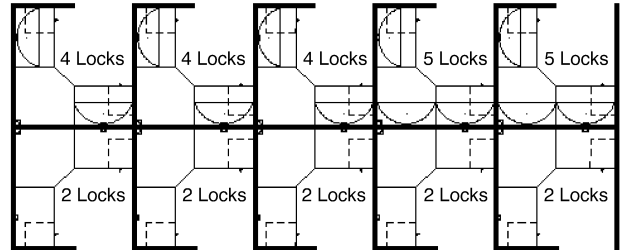
Lock Distribution

All orders for key-alike lock cores/keys are packaged and shipped from the East Greenville Lock Center, regardless of where the pedestals, overhead, or other units are produced. Random keyed product will have cores factory-installed.

How to Specify Key-Alike

Following is an example of how to specify key-alike for a cluster of 10 workstations.

Step 1 - Using the project floorplan, count the number of locks in each workstation.



Step 2 - Count the number of workstations with the same quantity of locks. Group together the workstations with a like number of locks.

5 workstations with 2 locks per station
3 workstations with 4 locks per station
2 workstations with 5 locks per station

Step 3 - For the first group (5 sets of 2 locks), enter the number of workstations in the quantity column.

Qty	Pattern #	Description	Unit List	Ext. List
5				

Step 4 - Then enter the pattern number "KSPEC_ _" and add a suffix for the number of locks for that group (i.e., for 2 locks per station, add the suffix "2"). Up to 30 lock cores are available in a set (i.e., KSPEC 30).

Qty	Pattern #	Description	Unit List	Ext. List
5	KSPEC 2	Set of 2 cores/keys	N / C	N / C

Step 5 - Repeat for other groups.

Qty	Pattern #	Description	Unit List	Ext. List
5	KSPEC 2	Set of 2 cores/keys	N / C	N / C
3	KSPEC 4	Set of 4 cores/keys	N / C	N / C
2	KSPEC 5	Set of 5 cores/keys	N / C	N / C

Your Key instructions are complete.

Knoll will select key numbers for each set from 250 available numbers. Additional key numbers are available through Custom Product Development. **For additions to existing installations, specify desired key numbers in the description.**

Service Parts

Pattern #	Description	List Price
KKEY_ _ _	Shrouded Key Specify key number desired	\$10
KBLANK	Shrouded Key Blank	\$10
KSPECB_ _ _	Retrofit Universal Core/Key Specify key number desired	\$22
KCHANGE	Change Key	\$10
HLKRKMASTER*	Master Key	\$10

*Note: A letter of approval on company letterhead from the client must accompany all orders for master keys.

General Ordering Information

The Products

This guide encompasses all standard products for this product group.

Sizes

Dimensions listed in this guide are indicated as:

H = height

W = width

D = depth

Dia. = diameter

Rad. = radius

Pricing

All prices shown are list.

How to Order

Select pattern numbers and quantities required for your complete installation. Product questions can be addressed in the specific sections of this guide or by contacting your sales representative or customer resource representative at 1-800-343-5665.

Next, select options (if required), along with colors and finishes appropriate to each product. Reference the Finishes and Fabrics pages for color designations.

On large installations, an item's "designated area" can be specified to assist in product organization and handling.

To expedite complete / correct entry of your order, be certain all pattern numbers, quantities, colors and area identifications are completely specified. Also, include complete purchase order numbers, bill-to and ship-to addresses, a contact name and specific factory shipping dates required.

Mail all orders to:

Knoll, Inc.

1235 Water Street

P.O. Box 157

East Greenville, PA 18041

Attention: Order Entry

Once your order is entered at Knoll, an acknowledgment will be mailed to you. You will be advised of your scheduled shipping date within five days of the original acknowledgment. If it is necessary to revise your order, please contact your customer resource representative.

Sustainability Statement

Sustainable design is a key component of Knoll's environmental focus. Our commitment to social responsibility and a healthy environment has prompted us to further articulate our longstanding environmental programs and, with encouragement and support from our colleagues in the industry, we have re-energized our focus on such "green" initiatives as life cycle analysis and LEED™ certification. Knoll is proud to have contributed to projects that have received LEED certification from the U.S. Green Building Council.

For the latest information on Knoll products that help our customers achieve LEED certification, log on to knoll.com, click on "About Knoll" and then "Environmental Focus."