

The Graham Collection

Price List
February 2015



Knoll

Introduction	Knoll and Sustainable Design	3
	The Graham Collection General Information	4
	The Graham Collection Master Features and Finishes	6
	The Graham Collection Cable Management	9
	The Graham Collection Side Elevation Specifics	10
	The Graham Collection Fascia Options	12
	The Graham Collection grommet guidelines	14
	The Graham Collection Typical Specifications	18
Graham Desks	Single pedestal desk	20
	Double pedestal desk	23
	Bow top, single pedestal desk	26
	Bow top, double pedestal desk	29
Runoffs	Rectilinear peninsula	32
	Bullet peninsula	43
	Curved Wedge peninsula	45
	P and 9 top peninsula	47
Bridges	Bridges	48
Returns	Returns	49
Corner Units	Corner Units	56
Credenzas	Credenzas for U or L configuration	57
	Credenzas with kneespace	79
	Wall hung credenza	93
	Full storage credenzas	97
Desktop Towers single width	Desktop Towers	106
Desktop Towers double width	Desktop Towers	108
Freestanding Cabinets Single Width	Freestanding Cabinets	112
Freestanding Cabinets Double Width	Freestanding Cabinets, 72" h	113
	Freestanding Cabinets, 85" h	118
Wall hung Overhead, single tier	Open overhead	124
	Hinged door overhead, wood doors	125
	Hinged door overhead, glass doors	126
	HD/ Open / HD overhead (wood hinged doors)	127
	HD/ Open / HD overhead (glass hinged doors)	128
	Open / HD / Open overhead (wood hinged doors)	129
	Open / HD / Open overhead (glass hinged doors)	130
Wall hung Overhead, double tier	Open overhead	131
	Hinged door overhead, wood doors	132
	Hinged door overhead, glass doors	133
	HD/ Open/ HD overhead (wood hinged doors)	134
	HD/ Open/ HD overhead (glass hinged doors)	135
	Open/ HD/ Open overhead (wood hinged doors)	136
	Open/ HD/ Open overhead (glass hinged doors)	137
Bridge Overhead, single tier	Open bridge overhead	138
	Hinged door bridge overhead, wood doors	139
	Hinged door bridge overhead, glass doors	140
Bridge Overhead, double tier	Open bridge overhead	141
	Hinged door bridge overhead, wood doors	142
	Hinged door bridge overhead, glass doors	143
Overhead related components	Wall hung shelf	144
	Wall Shelf	145
	Fabric Wall Covers	147
	Ambient Crown	148
	Tasklights	149
	Overhead storage accessories	150
	Tackboard	151
	Tackboard (for use with Edge Grommet)	152
	Tall shoulder	153

Build-to-spec components	Build-to-spec storage components	154
	Build-to-spec support components	160
	Mobile storage	161
	Worksurfaces	162
	Modesties	164
	Power / Cable management	165
	Miscellaneous brackets	166
Accessories	Accessories	167
Wall Mounting of Knoll Products		168
Alpha-Numeric Index		170
Selling Policy		177
KnollKey Lock Program		179
General Ordering Information		181

Knoll and Sustainable Design

Each year Knoll sets key initiatives in our journey to sustainability. We are members of a global consortium on energy, have adopted a scientific, metrics-based approach to sustainable product design, and maintain a leadership position in establishing universal, verifiable, sustainability standards for our industry.

Knoll promotes independent third-party certification because it provides the most impartial and trustworthy foundation for industry-wide environmental compliance. Certification by established and respected third parties ensures that all manufacturers are held to the same high standards and that customers can trust a company's declaration about the environmental benefits of its products. Knoll third-party partners include: the International Standards Organization (ISO); Forest Stewardship Council (FSC®); Rainforest Alliance; GREENGUARD® Environmental Institute; and The Business and Institutional Furniture Manufacturer's Association (BIFMA) level® certification from Scientific Certification Systems (SCS).

In addition, Knoll is aligned with the U.S. Green Building Council and can help companies, healthcare organizations and educational institutions achieve Leadership in Energy and Environmental Design (LEED®) workplace certification.

Global Climate Change

- Knoll is a sponsor of the Clinton Global Initiative, which brings together a community of global leaders to devise and implement solutions to some of the world's most pressing challenges, including environmental change.
- Knoll has a comprehensive Energy Management Program to increase energy efficiency in products and processes.

Life Cycle Assessment (LCA) Tool

- Life Cycle Assessment is a science-based measurement of a product's environmental impacts throughout its life cycle, from raw materials sourcing through manufacture, shipping, use and re-use or end-of-life. LCA enables cradle-to-cradle implementation of sustainable practices.
- Knoll has partnered with The Green Standard.org to develop an affordable, universal ISO-compliant computer-based LCA tool that can be used by the entire contract furniture industry and is partnering on the development of an Environmental Product Declaration System (EPDs) for Knoll products. EPDs are verified documents containing LCA results and additional environmental performance information about a product.

Setting Industry Standards

- Knoll partners with MTS (The Institute for Market Transformation to Sustainability) to develop the SMaRT® Consensus Sustainable Products Standards, a set of consensus-based sustainable product standards based on the LEED® model, for all building products, fabric, apparel, flooring and carpet. MTS, the developer of SMaRT®, is an accredited American National Standards Institute (ANSI) standard developer.
- Knoll also partners with BIFMA (Business and Institutional Furniture Manufacturers Association) to promote level® sustainability standards for the contract furniture industry.
- Knoll has established FSC® (Forest Stewardship Council) certified wood as the standard for general office open plan office systems, casegoods and tables.
- Knoll has launched Full Circle, a resource recovery program developed with ANEW, to help customers extend the life cycle of surplus furniture, fixtures and equipment (FF&E) in an economically, socially and environmentally responsible manner.
- Our goal is to encourage all manufacturers in the contract furniture industry and related industries to adopt standards that will lead to sustainable products and practices.

For more information about Knoll and sustainable design, visit knoll.com/environment.

General Overview

The Graham Collection is a discerningly crafted collection for private office solutions; drawing its inspiration as much from cultural references to Modernism as from contemporary functional significance. Impeccably crafted and engineered Graham desks, workwalls and storage express a clear vision for private office planning and aesthetics, combining a distinctive linear approach and modern perspective with the unassuming beauty of wood. Structural and sculptural, built on the foundation of Knoll design excellence, The Graham Collection combines precision planning, broad flexibility and sustainable design in the best of the Knoll tradition.

The Knoll perspective on office furniture is based on an understanding of the functional and aesthetic relationship between interior architecture, furniture and human scale. The Graham Collection enhances scale, proportion and detailing. The Graham Collection offers four planning concepts for precision planning and signature style: workwall storage with freestanding tables and desks; workwall storage with peninsula desks; workwall with maximum storage opportunities; and freestanding desks, credenzas and returns.

Craftsmanship

Traditional time honored wood craftsmanship techniques are applied to each product in The Graham Collection balanced appropriately with today's technological abilities. Solid sturdy case construction is achieved with glue and dowel methodology. Wood drawer interiors feature English dovetail joinery. Veneers are hand selected and applied bookmatched to primary surfaces with a vision of the finished piece in mind.

Wood veneers

The Graham Collection utilizes premium grade hardwood veneers, sourced for quality and consistency. Veneers are all hand selected to best showcase the beauty of the various natural grain characteristics of select species and to Knoll's meticulous color and grain standards.

Every effort is made to ensure that veneers used in the manufacture of The Graham Collection are the best that can be sourced in quality of color, consistency and size. Natural variations of wood are held in high regard and are not considered defects. Natural variations are not subject to warranty. The natural process of color change in real wood products is part of the unique character and beauty of this material. Wood products will patina over time and Knoll does not warranty color change.

Finishing

A perfect balance of craftsmanship and science, each piece in The Graham Collection is stained (when applicable) and sealed using a state of the art polyurethane finishing process. Polyurethane provides superior resistance to solvents, stains, abrasion and heat. Each component is coated and cured with ultraviolet light producing a durable, lasting wood surface.

To assure continued years of "just purchased" beauty, wood surfaces require little more than periodic cleaning with a soft damp cloth. Our exclusive polyurethane finish provides optimum protection and stain resistance from even notoriously harsh agents such as nail polish remover; however soilage should in all cases be cleaned as soon as possible. Cleaning agents such as waxes, polishes and oils should never be used to clean Graham wood surfaces; these materials are not necessary and may actually dull or be otherwise detrimental to the finish. Protective desk pads are recommended for areas subject to heavy use and should be placed under items placed on surfaces such as printers, scanners or other like-equipment. Wood office furnishings are characteristically a major investment, and as with any fine wood furniture, providing proper care, maintenance and respect of the furniture will be best protection for a lifetime of beauty and performance.

Leather

Riva, a Spinneybeck leather made from the world's finest hides, is a full aniline (no surface finish) leather. Riva showcases full grain Italian leather, is waterproof and stain resistant. Waterproof properties make Riva the perfect selection for Graham surfaces however spills should be attended to as soon as discovered with a blotting motion; (do not spot rub). There may be some marginal color transfer experienced with full aniline leather surfaces.

Each hide is unique and natural variations in grain, color, texture as well as life marks should be celebrated. Natural characteristics and variations from hide to hide are inherent in this natural material and not considered defects. Over time, leather is expected to change or patina as a result of the environment where installed including natural and artificial lighting or moisture from body oils. Small scratches and abrasions will dissipate over time as the leather revitalizes and ages from body oils that come in contact with the leather surface. Under normal circumstances, full aniline leather requires little care other than a periodic wipe with a damp cloth. Leather cleaners, conditioners or ink-removers are available for order for more difficult stains by calling 1-800-482-7777 however should be applied by a trained professional within 24 hours of staining.

Leather should never be cleaned with general purpose or household cleaners. The only recommended cleaners are lukewarm water or Spinneybeck leather care and maintenance products applied using a clean, soft cloth and very little pressure.

Construction details

The Graham Collection worksurfaces are 1 3/4" thick. Two of three edge profiles offered include a primary top and a subtop; both pieces are 3 ply construction then glued and screwed together; core material 45 lbs density particleboard. Third worksurface with square edge profile is 5 ply core construction of solid lumber frame, honeycomb center and fiberboard skins.

All Graham Collection cases (pedestals, laterals, overheads, cabinets) are assembled with glue and dowel conventional protocols, delivering solidly crafted units with no visible fasteners.

The Graham Collection box and file drawers travel on steel ball bearing slides; box drawers are 3/4 extension and file and lateral drawers full extension slides.

The Graham Collection file drawer load capacity is as follows:

16" w x 24" d - 45 lbs.

19" w x 24" d - 52 lbs.

30" w x 24" d - 97 lbs.

36" w x 24" d - 119 lbs.

The Graham Collection pedestals (both box-box-file and file-file configurations) are available in letter (15-9/16") or legal (18-9/16") widths. File bars are included in all file and lateral to drawers to accommodate filing preferences – front-to-back or side-to-side. Pedestal width box-box-file configurations include one wood pencil tray. Case leveling capacity throughout product line is 1".

Hinged doors both wood and glass as available on select products have 110° degree spanning angle. Hinged doors on larger units have 95° degree spanning angle. Overhead wood hinged doors extend slightly beyond bottom shelf of overhead for easy finger pull access. Glass overhead doors are frameless; with tempered glass and offered in opaque finish materials to obscure visibility of hinges.

The Graham Collection overhead storage are available in single and double tier heights and accommodate legal depth filing. All overhead storage include open cubby detail and task light cavity recess; optional ambient task light cavity can be created on top of overheads. See side elevation details for more information.

Customization

Predetermined grommet locations have been considered in the development of each product application. In the event an alternate location is required, a request must be approved through custom product development.

Non-standard or custom widths of select "non-case" products may be easily quoted in the field for bid purposes only. Dimensions must not exceed any of the maximum widths offered in the price list. To quote between standard widths offered and a custom width between two sizes offered, quote the price of the next highest size. For instance a 74" w single pedestal desk would be priced at the 78" w standard list price for same options. Bid pricing applicable to units with knee space or worksurface and modesties; not applicable for storage such as pedestals and cabinets. All customization must be requested through and approved by Custom Product Development prior to the acceptance of an order to ensure performance requirements and structural integrity of said products maintained.

Representative line art and dimensions

All line art in this price list is for reference purposes and is for quick product identification only. All dimensions in this price list are nominal and for representative purposes only. For specific build dimensions please call your Customer Service Representative or consult specification planning tools.

Shipping

Overheads and cabinets ship assembled and are crated for protection.

Wood finishes

V1 Techwood Veneers

Y316	Maple
Y319	Cherry
Y323	Medium Walnut
Y326	Dark Mahogany
Y329	Medium Oak
Y341	Wenge
Y342	Medium Teak
Y344	Espresso
Y851	Black Oak
Y811	Natural
Y821	Blond Maple
Y831	Light Cherry
Y881	Light Walnut
Y882	Dove Grey
Y883	Pangar Wenge

V2 Natural Veneers/Premium Techwoods

V312	Bronze Cherry
V316	Maple
V319	Medium Cherry
V411	Light Walnut
V412	Natural Cherry
V413	Sand Oak
V415	Peacock Green Walnut
V417	Old English Walnut
V421	Chalk Oak
V423	Light Oak
V433	Light Fawn Cherry
V436	Medium Brown Cherry
V439	Stright Anigre
V40	Natural Hemlock
Y841	Ebony
Y861	Grigio

V3 Premium Natural Veneers

V512	Figured Anigre
V514	Makore
V515	Figured Sycamore
V517	Natural Sapele
V518	Natural Chestnut

Leather finishes, primary worksurfaces

Selection from Spinneybeck Riva collection

H800	Nero
H802	Voltapietre
H803	Codone
H804	Cavaliere d'Italia
H805	Labbo
H806	Spatola
H807	Mignattalo
H810	Gheppio
H811	Poreiglione
H812	Piovanello Comune
H813	Aquila di Mare
H814	Orco Marino
H815	Beccaccia di Mare

Riva collection finishes also optional for leather bumpers and desk blotters

Glass finishes

Primary worksurfaces: 1/2" thick where applicable for E1 edge profile only

GL25	Bronze
GL35	Grey
GL45	Star back painted White
GL85	Star clear

Shelves: 1/2" thick

GL25	Bronze
GL35	Grey
GL85	Star clear

Overhead doors 1/4" thick applicable for wall hung overheads and overhead bridges

GL45	Star back painted White
GL55	Bronze *
GL65	Grey *
GL75	Screen *
GL95	Laminated White Glass

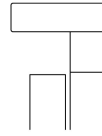
**glasses are mirror backed with acid etched front*

Fabric options

W249	Basket Draft
K872	Dristi
W351	Foundation
W692	Growth Spurt
W232	Harmony
W1090	Interknit
W465	Micro
K1149	Monarch
W1030	Palladium
W403	Progression
W1020	Relay
W280	Resolution
K498	Ricochet

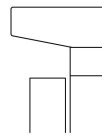
Specify for tackboards or half height fabric wrapped modesties

Edge profiles



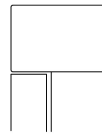
E1 - Float

Overall 1 3/4" thick, primary top 3/4" thick, subtop 1" thick. 1/2" overhang door or drawer front below



E2 - Reverse Bevel

Overall 1 3/4" thick, primary top 1" thick, subtop 3/4" thick. 1/2" overhang door or drawer front below



E3 - Square

1 3/4" thick

Note: E1, E2 and E3 edge profile images show relationship of edge to drawer front from side view

Edge profiles are not designed to allow mixed profiles within a configuration.

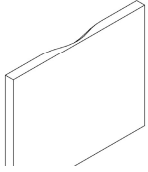
E9 - Marble option, float edge profile

***applicable for wall hung credenza's only, marble finish options:*

425	Brown Empredor
435	Arabescato
445	Nero Marquina

Extended lead times apply for marble, consult with Customer Service Representative

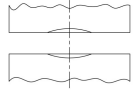
Pull style options



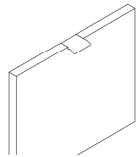
P1 - Integral pull

Integral pull is routed into the bottom position of all box drawers and bottom position of top file drawer; top position of bottom file drawer.

Solid lumber finish compliments wood finish specified.



P1 position on drawers, doors default to touch latch; flip down credenza doors pull located on side



P2 - Metal tab pull

2" w x 1 7/8" d (protrudes 1" from drawer front)

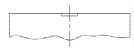
Finish options:

Painted

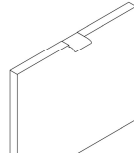
111 Jet Black

Plated

PB Bright nickel
PU Satin nickel
PD Polished Chrome



P2 center line position on drawers and doors

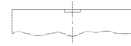


P3 - Leather tab pull

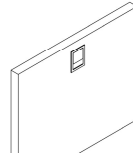
2" w x 1 7/8" d (protrudes 1" from drawer front)

Spinneybeck, belt grade leather finish options:

H900 Black
H901 Dark Brown
H902 Brown



P3 centerline position on drawers and doors



P4 - Flip pull

1 3/4" w x 2 1/4" h

1 per letter and legal width drawers
2 per 30"+ wide drawers

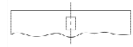
Finish options:

Painted

111 Jet Black

Plated

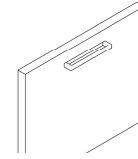
PB Bright nickel
PU Satin nickel
PD Polished Chrome



P4 centerline position on letter or legal width drawers and doors



P4 position on 30"+ wide drawers



P5 - Applied Pull

5 1/4" w x 7/8" h x 3/8" thick

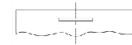
Finish options:

Painted

111 Jet Black

Plated

PB Bright nickel
PU Satin nickel
PD Polished Chrome

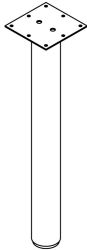


P5 centerline position on drawers and doors

Note: Pull options applicable for doors and drawers below worksurface level only.

Leg style options

Support legs are not sold separately, be sure to specify run off peninsula with leg style of choice



Cylindrical leg

3" diameter when E1 or E2 edge profile selected for peninsula top (4" dia when E3 edge profile selected)

Maximum up to 2" in height adjustment achieved with inner tube which is adjustable below plate attachment to worksurface; inner tube always black

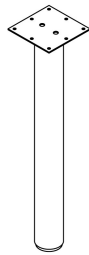
Finish options:
specify finish for column and cap at base of leg separately

Painted

111 Jet Black

Plated

PB Bright nickel
PU Satin nickel
PD Polished Chrome



Leather wrapped Cylindrical leg

3" diameter core when E1 or E2 edge profile selected for peninsula top (4" dia core when E3 edge profile selected)

Maximum up to 2" in height adjustment achieved with inner tube which is adjustable below plate attachment to worksurface; inner tube always black

Finish options:
specify leather finish for column and plated or painted finish for cap at base of leg separately

Column finishes

Selection from Spinneybeck Riva collection

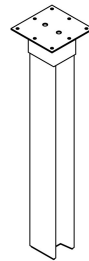
- H800 Nero
- H802 Voltapietre
- H803 Codone
- H804 Cavaliere d'Italia
- H805 Labbo
- H806 Pagliarolo
- H807 Mignattalo
- H810 Gheppio
- H811 Poreiglione
- H812 Piovanello Comune
- H813 Aquila di Mare
- H814 Orco Marino
- H815 Beccaccia di Mare

Base cap finishes

111 Jet Black

Plated

PB Bright nickel
PU Satin nickel
PD Polished Chrome



Wide flange leg

3 1/2" w x 3" d

Maximum up to 2" in height adjustment achieved with adjustability mechanism below plate to attach to worksurface supporting.

Finish options:

Painted

111 Jet Black
613 Silver

Plated

PB Bright nickel
PU Satin nickel
PD Polished Chrome

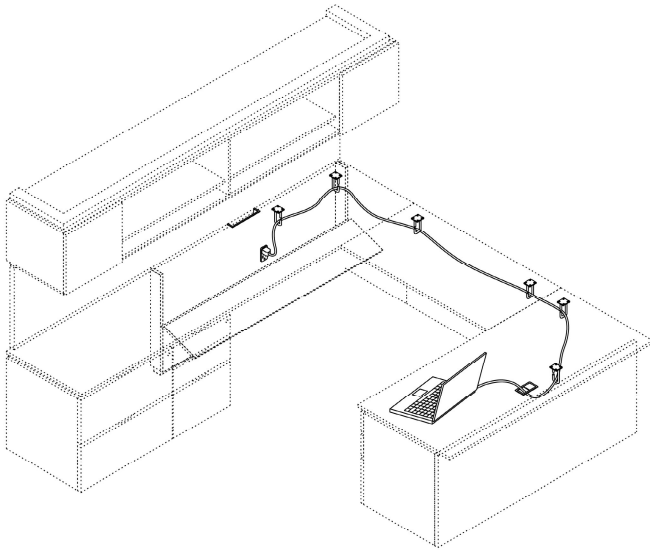
Locks

Knoll lock program in effect

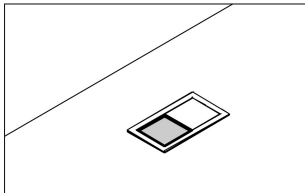
Choice of black or silver finish

B Black
S Matte silver

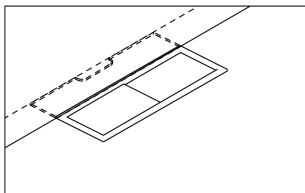
Be sure to specify a KSPEC for key-alike black and KSPECMS for key-alike matte silver.



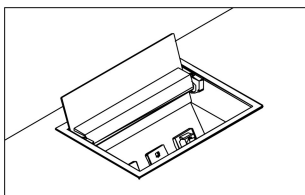
The Graham Collection facilitates positioning power and data capabilities thoughtfully, discreetly and conveniently as user needs dictate. With three surface grommet options and hinged modesty access panels, routing wires and cables effortlessly through-out the work space is easy and efficient.



Desk Grommet
4" w x 2 1/4" d



Edge Grommet
7 1/2" w x 1 1/2" d



Power Center grommet
7 1/2" w x 5 1/4" d
(shown with power center box)

Power Center box

Preconfigured with two power outlets and two data ports.
Order separately

Hinged Modesty with Access

Hinged modesties with access are available in select products for access to wall outlets. Concealed hinges allow for 180° rotation of the upper half of modesty downwards. Hinged modesty is short 3 1/4" below worksurface for wire routing.

Hinge is positioned nominally 13 1/4" above floor level. Space behind modesty to wall is nominally 5" deep.

Hinged modesty front is veneer, back side intended to be against wall is backer material.

Cable management clips

Packages of 10

Plastic clip which secures to bottom of worksurfaces as defined by user to rout cords to data or power outlets and keep the floor space free of cord tangles. Clip is partially open on one side to allow cables to be easily hung in clip.

Tackboard rout for task light cord escape

Tackboards are 1 1/2" thick with wire management channel in back left and right side for task light cord routing from beneath overhead to drop below worksurface to power outlet.

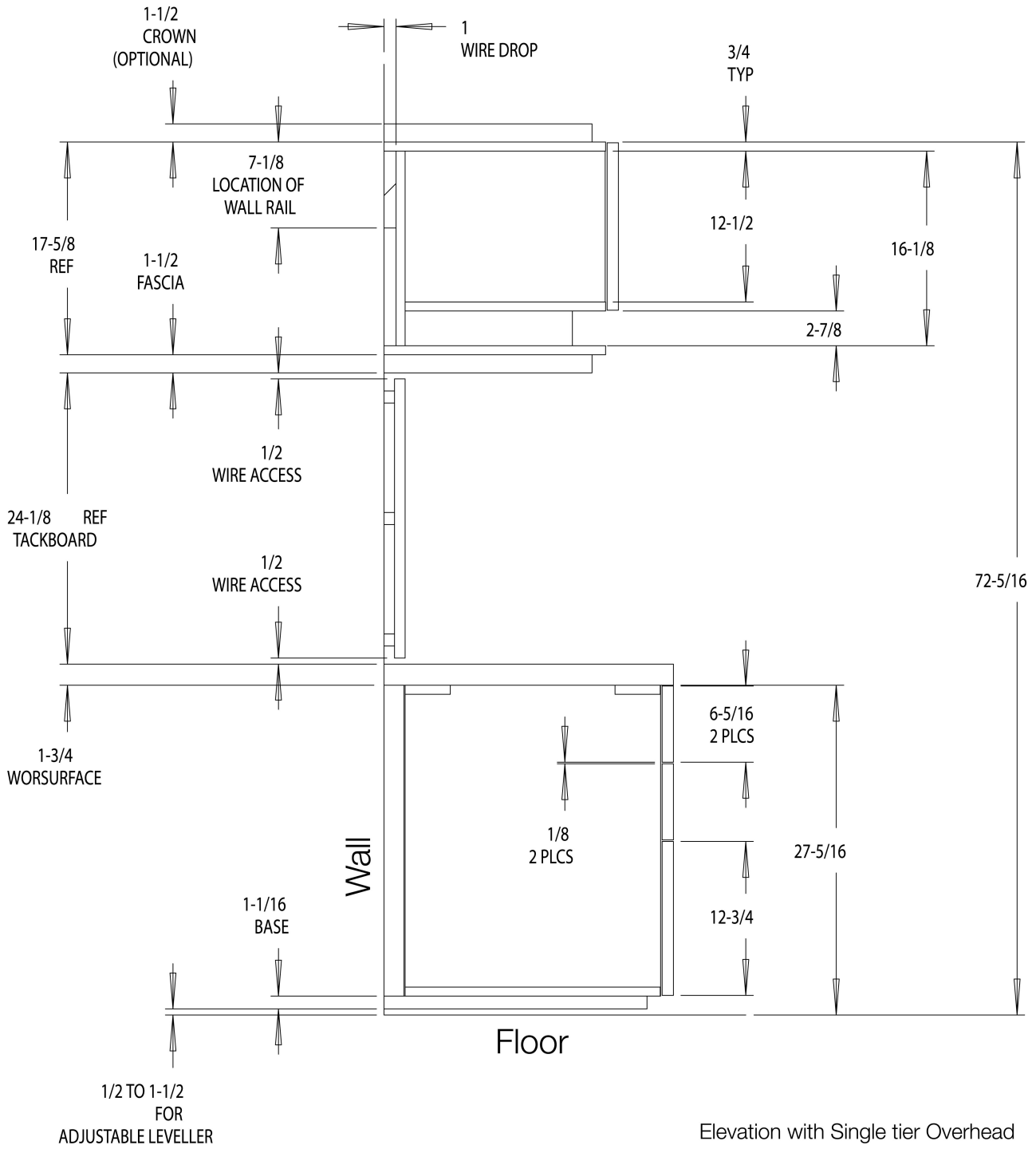
Matrix for Recessed Hinged Modesty specifications:

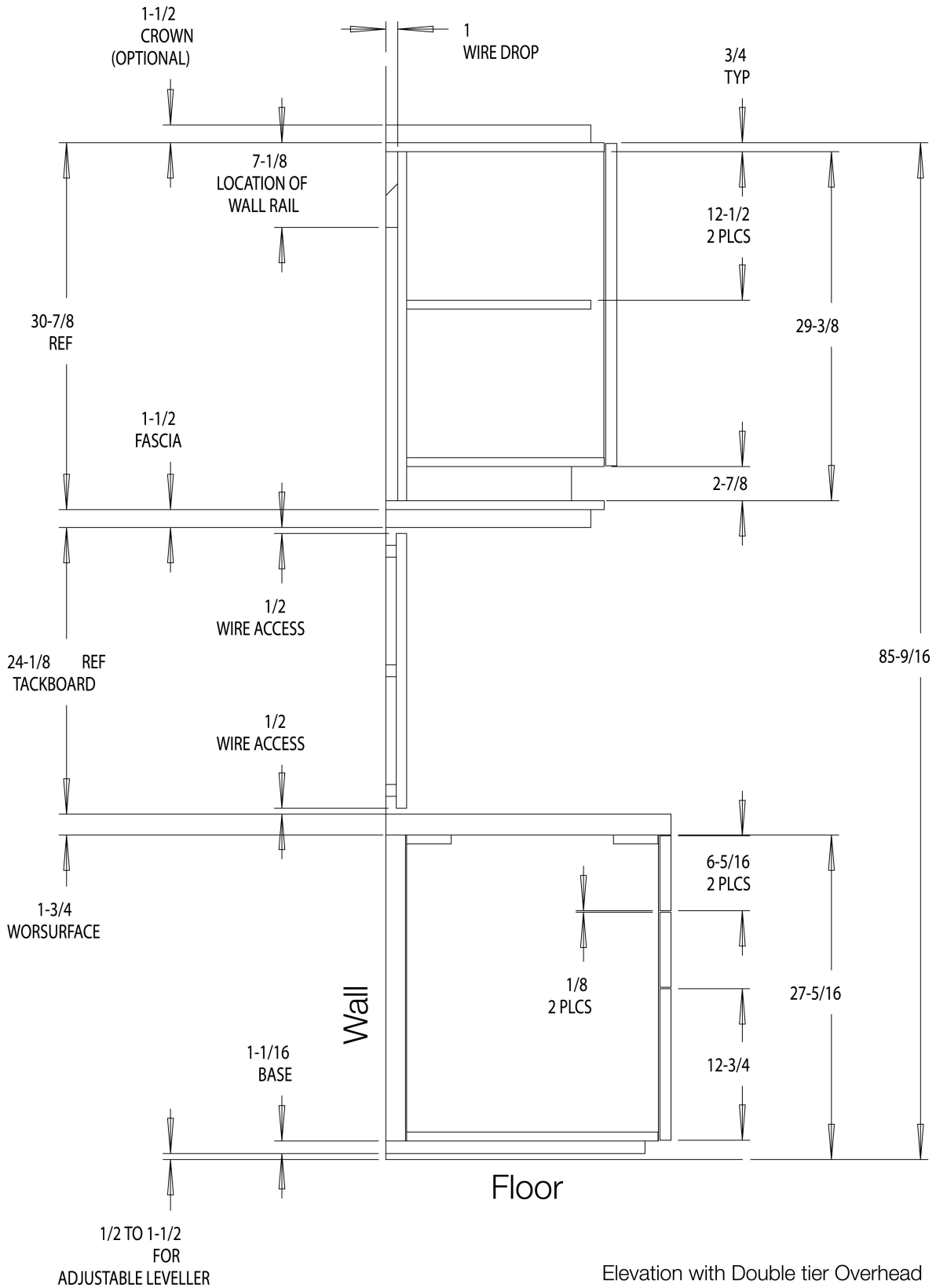
overall BTS* width	storage width	storage width	use hinged modesty
84"	end panel	30"	GHCM53
90"	end panel	30"	GHCM59
90"	end panel	36"	GHCM53
96"	end panel	36"	GHCM59
96"	30"	16" letter	GHCM50
102"	30"	19" legal	GHCM53
102"	30"	16" letter	GHCM56
102"	36"	16" letter	GHCM50
108"	30"	19" legal	GHCM59
108"	36"	19" legal	GHCM53
108"	30"	30"	GHCM48
108"	36"	16" letter	GHCM56
114"	30"	30"	GHCM54
114"	36"	19" legal	GHCM59
120"	30"	30"	GHCM60
120"	36"	36"	GHCM48

*Recessed hinged modesties are for creating build-to-spec * credenza's only with the configurations listed below. Overall width represents the worksurface width, then storage widths represent support on either left or right end of credenza with knee space between for recessed hinged modesty.*

The Graham Collection Side Elevation Specifics

single tier





Tasklight fascia position

Tasklight fascia creates concealed cavity for T5 tasklighting; fascia is permanent and factory installed.

RL - recess left side; *specify when overhead not adjacent to a floor standing cabinet, desk top tower or wall on left side*

RR - recess right side; *specify when overhead not adjacent to a floor standing cabinet, desk top tower or wall on right side*

RB - recess both sides; *specify when overhead not adjacent to a floor standing cabinet, desk top tower or wall on either side*

RN - recess none, flush to both sides; *specify when overhead adjacent to a floor standing cabinet, desk top tower or wall on both sides*

Ambiant/Crown fascia position

Optional ambient fascia crowns cabinets and overheads creating architectural detail and concealed cavity for ambient lighting.

RL - recess left side; *specify when cabinet or overhead is first/left position in workwall setting and separate crowns will be ordered for additional units*

RR - recess right side; *specify when cabinet or overhead is last/right position in workwall setting and separate crowns will be ordered for additional units*

RB - recess both sides; *specify when crown will span entire workwall setting*

RN - recess none, flush to both sides; *specify when multiple crowns specified in workwall setting and crown with RL and RR condition at either end*

Recess is 1/16th in from end, mitered at corner with return piece

Left or right hand determined facing workwall or cabinet setting.

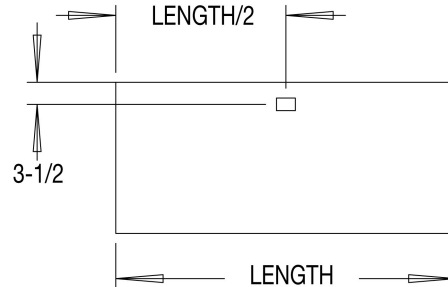
	RN FLUSH BOTH ENDS	RB RECESSED BOTH ENDS
OVERHEAD UNIT		
CABINET OR TOWER		
OVERHEAD UNIT w/ CABINET OR TOWER BOTH ENDS		
OVERHEAD UNIT w/ CABINET OR TOWER ONE END (RH 24" D OPTION SHOWN)		

	RL RECESSED ON LEFT\FLUSH ON RIGHT	RR RECESSED ON RIGHT\FLUSH ON LEFT
OVERHEAD UNIT		
CABINET OR TOWER		
OVERHEAD UNIT w/ CABINET OR TOWER BOTH ENDS		
OVERHEAD UNIT w/ CABINET OR TOWER ONE END (RH 24" D OPTION SHOWN)		

The following grommet specifications are for location guidelines only, when exact location critical please consult customer service for copy of detailed engineering drawings.

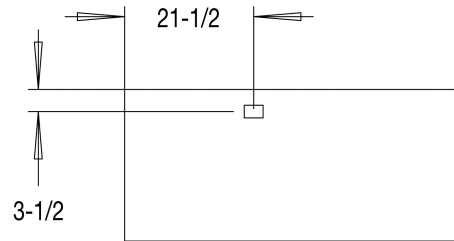
GC option for:

- Single pedestal desks with flush modesty
- Double pedestal desks with flush modesty
- Peninsulas with storage and no modesty
- Peninsulas with storage and flush modesty
- Bridges
- Returns
- Credenzas for U or L configurations with letter, legal or double width storage



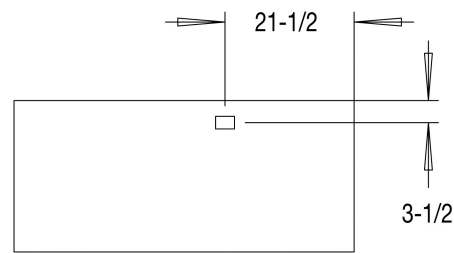
GL option for:

- Single pedestal desks with flush modesty
- Double pedestal desks with flush modesty
- Peninsulas with storage and no modesty
- Peninsulas with storage and flush modesty
- Bridges
- Returns
- Credenzas for U or L configurations with letter, legal or double width storage



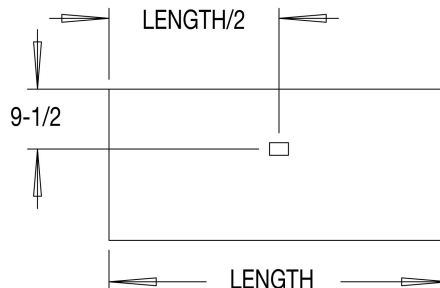
GR option for:

- Single pedestal desks with flush modesty
- Double pedestal desks with flush modesty
- Peninsulas with storage and no modesty
- Peninsulas with storage and flush modesty
- Bridges
- Returns
- Credenzas for U or L configurations with letter, legal or double width storage



GC option for:

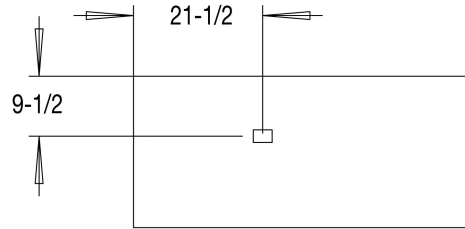
- Single pedestal desks with recessed modesty
- Single pedestal desks with stepped modesty
- Double pedestal desks with recessed modesty
- Double pedestal desks with stepped modesty
- Peninsulas with storage and stepped modesty



The following grommet specifications are for location guidelines only, when exact location critical please consult customer service for copy of detailed engineering drawings.

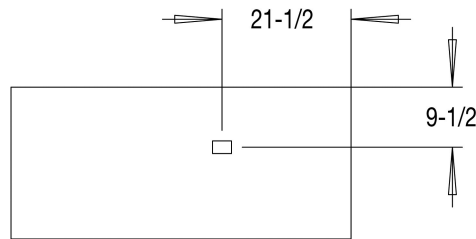
GL option for:

- Single pedestal desks with recessed modesty
- Single pedestal desks with stepped modesty
- Double pedestal desks with recessed modesty
- Double pedestal desks with stepped modesty
- Peninsulas with storage and stepped modesty



GR option for:

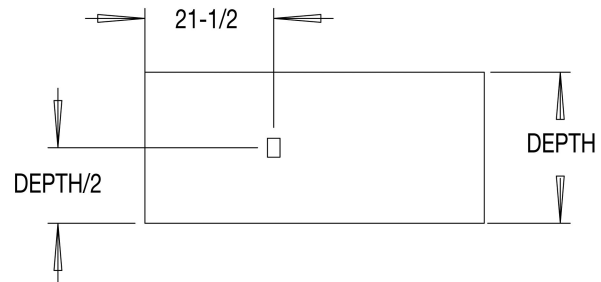
- Single pedestal desks with recessed modesty
- Single pedestal desks with stepped modesty
- Double pedestal desks with recessed modesty
- Double pedestal desks with stepped modesty
- Peninsulas with storage and stepped modesty



GC option for:

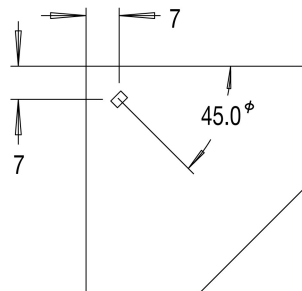
- Peninsula's (Rectangular, Asymmetrical Curved wedge or Symmetrical Bullet with leg support, (with or without 1/2 modesty) or with thick end panel

left hand shown



GC option for:

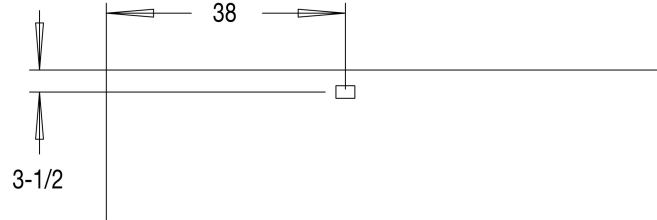
- Corner units



The following grommet specifications are for location guidelines only, when exact location critical please consult customer service for copy of detailed engineering drawings.

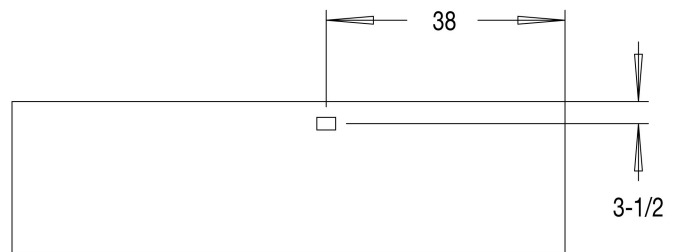
GL option for:

- Credenzas for U or L configurations with double wide (30" and 36") storage



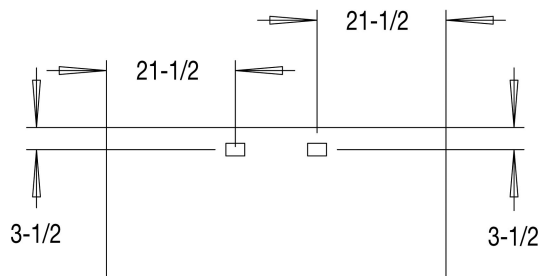
GR option for:

- Credenzas for U or L configurations with double wide (30" and 36") storage

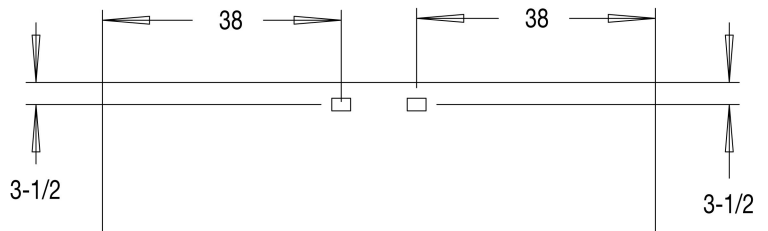


GD option for:

- Credenzas with single width (letter or legal width) storage both ends



- Credenzas with double width storage both ends

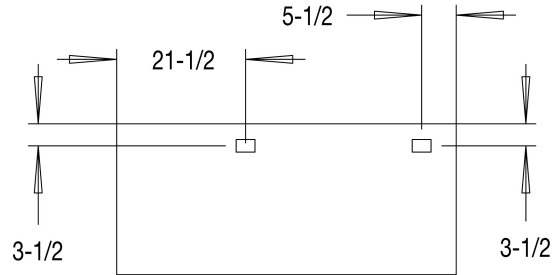


Dimensions are imperial

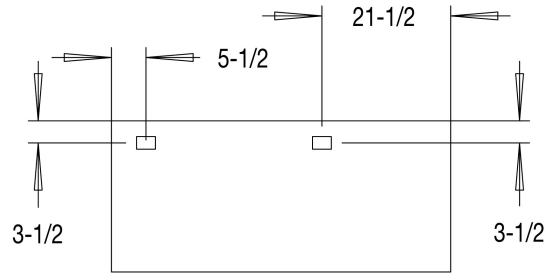
The following grommet specifications are for location guidelines only, when exact location critical please consult customer service for copy of detailed engineering drawings.

GD option for (continued):

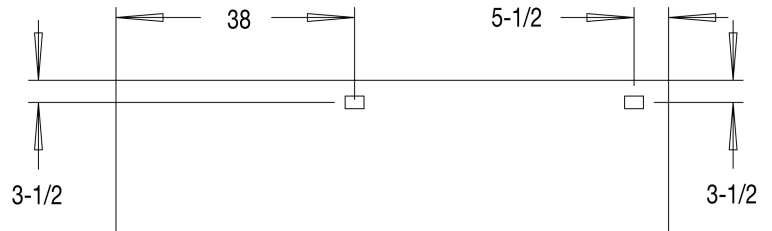
- Credenzas with single width storage left end from user perspective



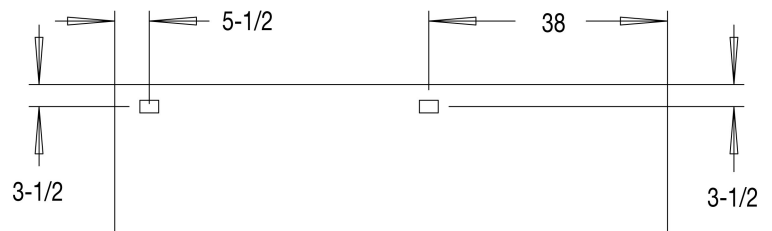
- Credenzas with single width storage right end from user perspective



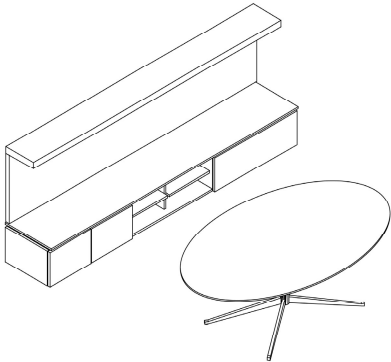
- Credenzas with double width storage left end from user perspective



- Credenzas with double width storage right end from user perspective

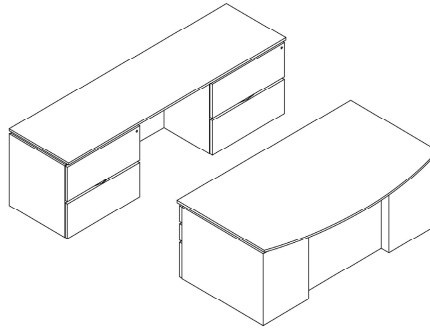


Dimensions are imperial

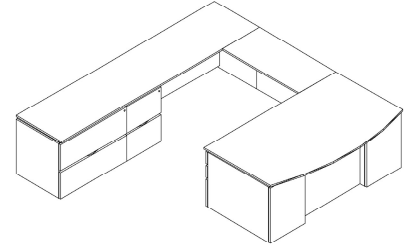


GWHS108
GWHCFL410820

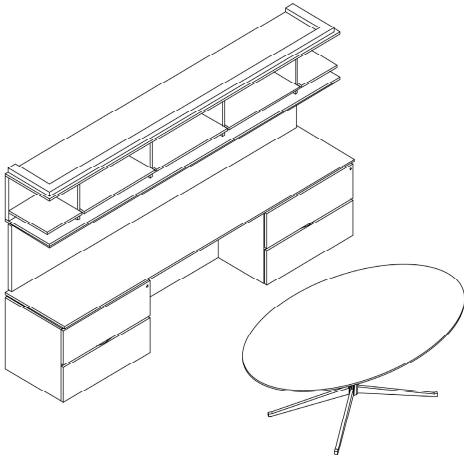
refer to Knoll Studio for
Florence Knoll table desk



GCRK3EUF9624
GDDBLGS7837

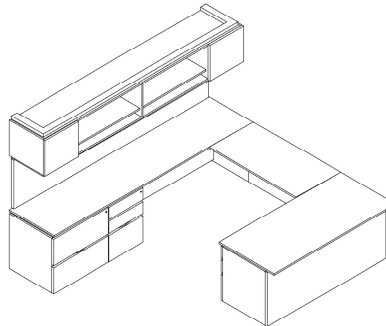


GRSF12025
GK424
GKG24
GFCMFL120
GEPL24
GSBFF4824
GSDBJRG57237

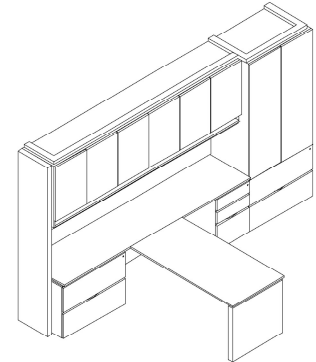


GWHOSAG120
GACO1201
GWHTB120
GCRK3EFF12025

refer to Knoll Studio for
Florence Knoll table desk

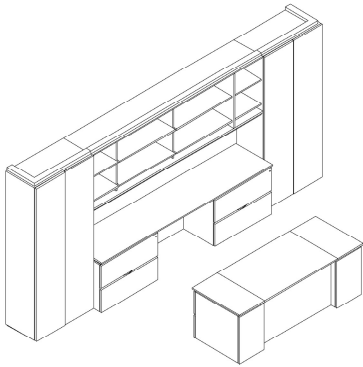


GWHOSDG108
GACO1081
GWHTB108
GJG24
GCRK3LUF10824
GSBFF4824
GSDJRGR7231

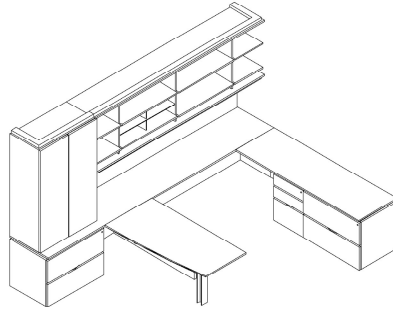


GWHODBG108
GFCHK8542
GTS85L
GACO1081
GACC362
GWHTB108
GRSF10824
GK324
GJG24
GHCM60
GGPT6030

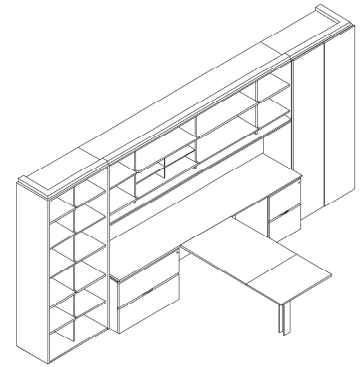
Typical configurations for reference purposes only
Please refer to Planning Ideas Library at Knoll.com



GWHODAG108
 GFCW8541
 GFCHS8541
 GACO1081
 GACC361
 GWHTB108
 GCRK4EUF10824
 GDDLGS7831



GWHODAG102
 GOID33
 GWHTB102
 GACO1021
 GACC361
 GDTFH5641
 GCEW3625
 GK424
 GRSF7825
 GEPL24
 GMSCB
 GRSF10225
 GK424
 GJG24
 GFCMFR102
 GEPL24
 GAPWL6630
 GFCMFB102



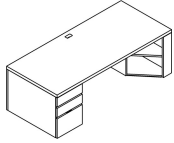
GWHODAG108
 GFCW8541
 GFCB8541
 GACO1081
 GACC361
 GOID35
 GWHTB108
 GRSF10824
 GK324
 GJG24
 GHCM60
 GHPW6030

Typical configurations for reference purposes only
 Please refer to Planning Ideas Library at Knoll.com

Single pedestal desk *flush modesty*

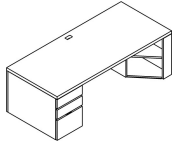
The Graham Collection

description	depth	width	height	pattern no.	V1	V2	V3
Rect single ped desk flush modesty, letter	31"	72"	29"	GSDJ(L/R)TF7231 () () () () () () ()	\$5,732.	\$6,368.	\$8,598.
	31"	78"	29"	GSDJ(L/R)TF7831 () () () () () () ()	5,797.	6,442.	8,697.
	31"	84"	29"	GSDJ(L/R)TF8431 () () () () () () ()	5,862.	6,513.	8,792.
	37"	72"	29"	GSDJ(L/R)TF7237 () () () () () () ()	5,889.	6,544.	8,831.
	37"	78"	29"	GSDJ(L/R)TF7837 () () () () () () ()	5,967.	6,630.	8,951.
	37"	84"	29"	GSDJ(L/R)TF8437 () () () () () () ()	6,044.	6,717.	9,068.



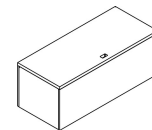
left hand shown

Rect single ped desk flush modesty, legal	31"	72"	29"	GSDJ(L/R)GF7231 () () () () () () ()	5,732.	6,368.	8,598.
	31"	78"	29"	GSDJ(L/R)GF7831 () () () () () () ()	5,797.	6,442.	8,697.
	31"	84"	29"	GSDJ(L/R)GF8431 () () () () () () ()	5,862.	6,513.	8,792.
	37"	72"	29"	GSDJ(L/R)GF7237 () () () () () () ()	5,889.	6,544.	8,831.
	37"	78"	29"	GSDJ(L/R)GF7837 () () () () () () ()	5,967.	6,630.	8,951.
	37"	84"	29"	GSDJ(L/R)GF8437 () () () () () () ()	6,044.	6,717.	9,068.



left hand shown

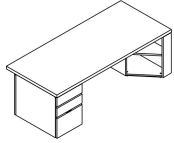
Order Code	Specification Information	Application Notes
Example: GSDJLTF7231	To order specify pattern number including:	Single pedestal desks feature personal storage corner.
G Graham Collection	• Letter or legal width pedestal; T for letter width, G for legal width embedded in pattern number.	Assembly required, desks ship knock-down.
SD Single pedestal desk	• Options:	E1 and E2 edge profiles over hang 1/2" on user and approach side, flush with case left and right side. E1 and E2 sub top inset 1" all sides referenced from support cases. E3 edge profile flush all sides, no subtop.
J BBF	1. Finish, wood V1,V2,V3	
(L/R) Pedestal left or right side	2. Edge profile E1 - Float E2 - Reverse bevel E3 - Square (shown)	
(T/G) letter/legal width pedestal	3. Grommet GC - Centered (shown) GL - Left GR - Right GN - none	
F Flush modesty	4. Grommet finish if applicable	
72 Width	5. Pull P1 - Integral pull (shown) P2 - Metal tab pull P3 - Leather tab pull P4 - Flip pull P5 - Box pull	
31 Depth	6. Pull finish where applicable	
V312 Finish, wood	7. Drawer interior W - default for wood drawers	
E3 Edge profile	8. Lock L - lock N - no lock	
GC Grommet location	9. Lock finish if applicable	
PA Grommet finish	Upcharge applicable for: E2 - edge profile, add \$310 list P1 - pulls, add \$267 list P3 - pulls, add \$162 list P4 - pulls, add \$218 list	
P1 Pull, Integral		
W Wood drawer interiors		
L Lock option, lock		
B Lock finish		



Flush modesty approach view.

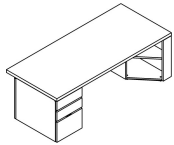
Single pedestal desk *recessed modesty*

description	depth	width	height	pattern no.	V1	V2	V3
Rect single ped desk recessed modesty, letter	31"	72"	29"	GSDJ(L/R)TR7231 () () () () () () ()	\$5,480.	\$6,086.	\$8,219.
	31"	78"	29"	GSDJ(L/R)TR7831 () () () () () () ()	5,568.	6,186.	8,351.
	31"	84"	29"	GSDJ(L/R)TR8431 () () () () () () ()	5,655.	6,283.	8,482.
	37"	72"	29"	GSDJ(L/R)TR7237 () () () () () () ()	5,688.	6,321.	8,534.
	37"	78"	29"	GSDJ(L/R)TR7837 () () () () () () ()	5,795.	6,440.	8,694.
	37"	84"	29"	GSDJ(L/R)TR8437 () () () () () () ()	5,900.	6,556.	8,851.



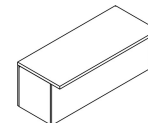
left hand shown

Rect single ped desk recessed modesty, legal	31"	72"	29"	GSDJ(L/R)GR7231 () () () () () () ()	5,480.	6,086.	8,219.
	31"	78"	29"	GSDJ(L/R)GR7831 () () () () () () ()	5,568.	6,186.	8,351.
	31"	84"	29"	GSDJ(L/R)GR8431 () () () () () () ()	5,655.	6,283.	8,482.
	37"	72"	29"	GSDJ(L/R)GR7237 () () () () () () ()	5,688.	6,321.	8,534.
	37"	78"	29"	GSDJ(L/R)GR7837 () () () () () () ()	5,795.	6,440.	8,694.
	37"	84"	29"	GSDJ(L/R)GR8437 () () () () () () ()	5,900.	6,556.	8,851.



left hand shown

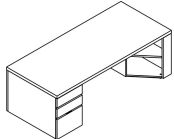
Order Code	Specification Information	Application Notes
Example: GSDJLTR7231	To order specify pattern number including:	Single pedestal desks feature personal storage corner.
G Graham Collection	• Letter or legal width pedestal; T for letter width, G for legal width embedded in pattern number.	Recessed modesty inset 6" on approach side.
SD Single pedestal desk	• Options:	Assembly required, desks ship knock-down.
J BBF	1. Finish, wood V1, V2, V3	E1 and E2 edge profiles over hang 1/2" on user side, flush with case and right side. E1 and E2 subtop recessed 1" on left and right side, 1 1/2" user and approach side. E3 edge profile flush all sides, no subtop.
(L/R) Pedestal left or right side	2. Edge profile E1 - Float E2 - Reverse bevel E3 - Square (shown)	
(T/G) letter/legal width pedestal	3. Grommet GC - Centered GL - Left GR - Right GN - None	
R recessed modesty	4. Grommet finish if applicable	
72 Width	5. Pull P1 - Integral pull (shown) P2 - Metal tab pull P3 - Leather tab pull P4 - Flip pull P5 - Box pull	
31 Depth	6. Pull finish where applicable	
V312 Finish, wood	7. Drawer interior W - default for wood drawers	
E3 Edge profile	8. Lock L - lock N - no lock	
GC Grommet location	9. Lock finish if applicable	
PA Grommet finish	Upcharge applicable for: E2 - edge profile, add \$310 list P1 - pulls, add \$267 list P3 - pulls, add \$162 list P4 - pulls, add \$218 list	
P1 Pull, Integral		
W Wood drawer interiors		
L Lock option, lock		
B Lock finish		



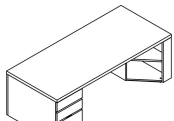
Recessed modesty approach view.

Single pedestal desk *stepped modesty*

The Graham Collection

description	depth	width	height	pattern no.	V1	V2	V3
 Rect single ped desk stepped modesty, letter	31"	72"	29"	GSDJ(L/R)TS7231 () () () () () ()	\$6,005.	\$6,673.	\$9,010.
	31"	78"	29"	GSDJ(L/R)TS7831 () () () () () ()	6,070.	6,743.	9,105.
	31"	84"	29"	GSDJ(L/R)TS8431 () () () () () ()	6,135.	6,816.	9,200.
	37"	72"	29"	GSDJ(L/R)TS7237 () () () () () ()	6,160.	6,845.	9,240.
	37"	78"	29"	GSDJ(L/R)TS7837 () () () () () ()	6,237.	6,930.	9,356.
	37"	84"	29"	GSDJ(L/R)TS8437 () () () () () ()	6,314.	7,015.	9,470.

left hand shown

 Rect single ped desk stepped modesty, legal	31"	72"	29"	GSDJ(L/R)GS7231 () () () () () ()	6,005.	6,673.	9,010.
	31"	78"	29"	GSDJ(L/R)GS7831 () () () () () ()	6,070.	6,743.	9,105.
	31"	84"	29"	GSDJ(L/R)GS8431 () () () () () ()	6,135.	6,816.	9,200.
	37"	72"	29"	GSDJ(L/R)GS7237 () () () () () ()	6,160.	6,845.	9,240.
	37"	78"	29"	GSDJ(L/R)GS7837 () () () () () ()	6,237.	6,930.	9,356.
	37"	84"	29"	GSDJ(L/R)GS8437 () () () () () ()	6,314.	7,015.	9,470.

left hand shown

Order Code

Example:	GSDJLTS7231
G	Graham Collection
SD	Single pedestal desk
J	BBF
(L/R)	Pedestal left or right side
(T/G)	letter/legal width pedestal
S	Stepped modesty
72	Width
31	Depth
V312	Finish, wood
E3	Edge profile
GC	Grommet location
PA	Grommet finish
P1	Pull, Integral
W	Wood drawer interior
L	Lock option, lock
B	Lock finish

Specification Information

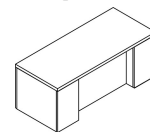
- To order specify pattern number including:
- Letter or legal width pedestal; T for letter width, G for legal width embedded in pattern number.
 - Options:
 - Finish, wood
V1, V2, V3
 - Edge profile
E1 - Float
E2 - Reverse bevel
E3 - Square (shown)
 - Grommet
GC - Centered
GL - Left
GR - Right
GN - None
 - Grommet finish if applicable

- Pull
 - P1 - Integral pull (shown)
 - P2 - Metal tab pull
 - P3 - Leather tab pull
 - P4 - Flip pull
 - P5 - Box pull
- Pull finish where applicable
- Drawer interior
W - default for wood drawers
- Lock
L - lock
N - no lock
- Lock finish if applicable

Upcharge applicable for:
 E2 - edge profile, add \$310 list
 P1 - pulls, add \$267 list
 P3 - pulls, add \$162 list
 P4 - pulls, add \$218 list

Application Notes

- Single pedestal desks feature personal storage corner.
- Assembly required, desks ship knock-down.
- Stepped modesty inset 6" in center on approach side.
- E1 and E2 edge profiles over hang 1/2" on user and approach side, flush with case left and right side. E1 and E2 sub top inset 1" all sides referenced from support cases. E3 edge profile flush all sides, no subtop.

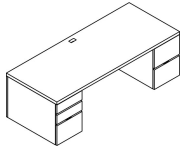


Stepped modesty approach view.

Double pedestal desk *flush modesty*

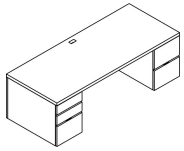
The Graham Collection

description	depth	width	height	pattern no.	V1	V2	V3
Rect double ped desk flush modesty, letter	31"	78"	29"	GDD(L/R)TF7831 () () () () () () ()	\$5,797.	\$6,442.	\$8,697.
	31"	84"	29"	GDD(L/R)TF8431 () () () () () () ()	5,862.	6,513.	8,792.
	31"	90"	29"	GDD(L/R)TF9031 () () () () () () ()	5,927.	6,586.	8,891.
	37"	78"	29"	GDD(L/R)TF7837 () () () () () () ()	5,967.	6,630.	8,951.
	37"	84"	29"	GDD(L/R)TF8437 () () () () () () ()	6,044.	6,717.	9,068.
	37"	90"	29"	GDD(L/R)TF9037 () () () () () () ()	6,123.	6,804.	9,186.



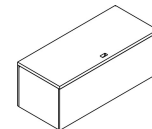
left hand shown

Rect double ped desk flush modesty, legal	31"	78"	29"	GDD(L/R)GF7831 () () () () () () ()	5,797.	6,442.	8,697.
	31"	84"	29"	GDD(L/R)GF8431 () () () () () () ()	5,862.	6,513.	8,792.
	31"	90"	29"	GDD(L/R)GF9031 () () () () () () ()	5,927.	6,586.	8,891.
	37"	78"	29"	GDD(L/R)GF7837 () () () () () () ()	5,967.	6,630.	8,951.
	37"	84"	29"	GDD(L/R)GF8437 () () () () () () ()	6,044.	6,717.	9,068.
	37"	90"	29"	GDD(L/R)GF9037 () () () () () () ()	6,123.	6,804.	9,186.



left hand shown

Order Code	Specification Information	Application Notes
Example: GDDLTF7831	To order specify pattern number including:	Single pedestal desks feature personal storage corner.
G Graham Collection	• Letter or legal width pedestals; T for letter width, G for legal width embedded in pattern number.	Assembly required, desks ship knock-down.
DD Double pedestal desk	• Options:	E1 and E2 edge profiles over hang 1/2" on user and approach side, flush with case left and right side. E1 and E2 sub top inset 1" all sides referenced from support cases. E3 edge profile flush all sides, no subtop.
(L/R) BBF pedestal left or right side	1. Finish, wood V1, V2, V3	
(T/G) letter / legal width pedestal	2. Edge profile E1 - Float E2 - Reverse bevel E3 - Square (shown)	
F Flush modesty	3. Grommet GC - Centered (shown) GL - Left GR - Right GN - None	
78 Width	4. Grommet finish if applicable	
31 Depth		
V312 Finish, wood		
E3 Edge profile		
GC Grommet location		
PA Grommet finish		
P1 Pull, Integral		
W Wood drawer interiors		
L Lock option, lock		
B Lock finish		
	5. Pull P1 - Integral pull (shown) P2 - Metal tab pull P3 - Leather tab pull P4 - Flip pull P5 - Box pull	
	6. Pull finish where applicable	
	7. Drawer interior W - default for wood drawers	
	8. Lock L - lock N - no lock	
	9. Lock finish if applicable	
	Upcharge applicable for: E2 - edge profile, add \$310 list P1 - pulls, add \$444 list P3 - pulls, add \$269 list P4 - pulls, add \$363 list	

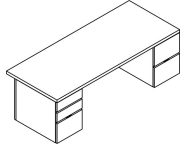


Flush modesty approach view

Double pedestal desk *recessed modesty*

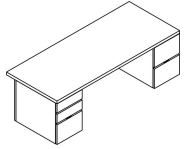
The Graham Collection

description	depth	width	height	pattern no.	V1	V2	V3
Rect double ped desk	31"	78"	29"	GDD(L/R)TR7831 () () () () () ()	\$5,568.	\$6,186.	\$8,351.
recessed modesty, letter	31"	84"	29"	GDD(L/R)TR8431 () () () () () ()	5,655.	6,283.	8,482.
	31"	90"	29"	GDD(L/R)TR9031 () () () () () ()	5,744.	6,381.	8,614.
	37"	78"	29"	GDD(L/R)TR7837 () () () () () ()	5,795.	6,440.	8,694.
	37"	84"	29"	GDD(L/R)TR8437 () () () () () ()	5,900.	6,556.	8,851.
	37"	90"	29"	GDD(L/R)TR9037 () () () () () ()	6,004.	6,672.	9,009.



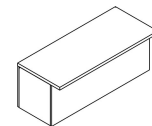
left hand shown

Rect double ped desk	31"	78"	29"	GDD(L/R)GR7831 () () () () () ()	5,568.	6,186.	8,351.
recessed modesty, legal	31"	84"	29"	GDD(L/R)GR8431 () () () () () ()	5,655.	6,283.	8,482.
	31"	90"	29"	GDD(L/R)GR9031 () () () () () ()	5,744.	6,381.	8,614.
	37"	78"	29"	GDD(L/R)GR7837 () () () () () ()	5,795.	6,440.	8,694.
	37"	84"	29"	GDD(L/R)GR8437 () () () () () ()	5,900.	6,556.	8,851.
	37"	90"	29"	GDD(L/R)GR9037 () () () () () ()	6,004.	6,672.	9,009.



left hand shown

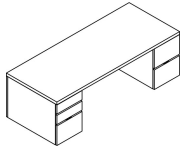
Order Code	Specification Information	Application Notes
Example: GDDLTR7831	To order specify pattern number including:	Assembly required, desks ship knock-down.
G Graham Collection	• Letter or legal width pedestals; T for letter width, G for legal width embedded in pattern number.	Recessed modesty inset 6" on approach side.
DD Double pedestal desk	• Options:	E1 and E2 edge profiles over hang 1/2" on user side, flush with case and right side. E1 and E2 subtop recessed 1" on left and right side, 1 1/2" user and approach side. E3 edge profile flush all sides, no subtop
(L/R) BBF pedestal left or right side	1. Finish, wood V1, V2, V3	
(T/G) letter/legal width pedestal	2. Edge profile E1 - Float E2 - Reverse bevel E3 - Square (shown)	
R Recessed modesty	3. Grommet GC - Centered GL - Left GR - Right GN - None	
78 Width	4. Grommet finish if applicable	
31 Depth	5. Pull P1 - Integral pull (shown) P2 - Metal tab pull P3 - Leather tab pull P4 - Flip pull P5 - Box pull	
V312 Finish, wood	6. Pull finish where applicable	
E3 Edge profile	7. Drawer interior W - default for wood drawers	
GC Grommet location	8. Lock L - lock N - no lock	
PA Grommet finish	9. Lock finish if applicable	
P1 Pull, Integral	Upcharge applicable for: E2 - edge profile, add \$310 list P1 - pulls, add \$444 list P3 - pulls, add \$269 list P4 - pulls, add \$363 list	
W Wood drawer interiors		
L Lock option, lock		
B Lock finish		



Recessed modesty approach view

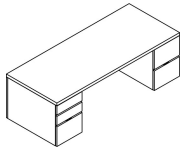
Double pedestal desk *stepped modesty*

description	depth	width	height	pattern no.	V1	V2	V3
Rect double ped desk stepped modesty, letter	31"	78"	29"	GDD(L/R)TS7831 () () () () () () () ()	\$6,070.	\$6,743.	\$9,105.
	31"	84"	29"	GDD(L/R)TS8431 () () () () () () () ()	6,135.	6,816.	9,200.
	31"	90"	29"	GDD(L/R)TS9031 () () () () () () () ()	6,199.	6,887.	9,299.
	37"	78"	29"	GDD(L/R)TS7837 () () () () () () () ()	6,237.	6,930.	9,356.
	37"	84"	29"	GDD(L/R)TS8437 () () () () () () () ()	6,314.	7,015.	9,470.
	37"	90"	29"	GDD(L/R)TS9037 () () () () () () () ()	6,390.	7,099.	9,585.



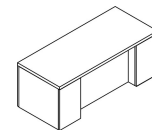
left hand shown

Rect double ped desk stepped modesty, legal	31"	78"	29"	GDD(L/R)GS7831 () () () () () () () ()	6,070.	6,743.	9,105.
	31"	84"	29"	GDD(L/R)GS8431 () () () () () () () ()	6,135.	6,816.	9,200.
	31"	90"	29"	GDD(L/R)GS9031 () () () () () () () ()	6,199.	6,887.	9,299.
	37"	78"	29"	GDD(L/R)GS7837 () () () () () () () ()	6,237.	6,930.	9,356.
	37"	84"	29"	GDD(L/R)GS8437 () () () () () () () ()	6,314.	7,015.	9,470.
	37"	90"	29"	GDD(L/R)GS9037 () () () () () () () ()	6,390.	7,099.	9,585.



left hand shown

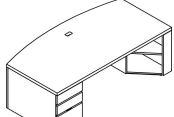
Order Code	Specification Information	Application Notes
Example: GDDLTS7831	To order specify pattern number including:	Assembly required, desks ship knock-down.
G Graham Collection		
DD Double pedestal desk		Stepped modesty inset 6" in center on approach side.
(L/R) BBF pedestal left or right side	<ul style="list-style-type: none"> Letter or legal width pedestals; T for letter width, G for legal width embedded in pattern number. Options: <ol style="list-style-type: none"> Finish, wood V1,V2,V3 Edge profile <ul style="list-style-type: none"> E1 - Float E2 - Reverse bevel E3 - Square (shown) Grommet <ul style="list-style-type: none"> GC - Centered GL - Left GR - Right GN - None Grommet finish if applicable 	E1 and E2 edge profiles over hang 1/2" on user and approach side, flush with case left and right side. E1 and E2 sub top inset 1" all sides referenced from support cases. E3 edge profile flush all sides, no subtop.
(T/G) letter/legal width pedestal		
S Stepped modesty		
78 Width		
31 Depth		
V312 Finish, wood		
E3 Edge profile		
GC Grommet location		
PA Grommet finish		
P1 Pull, Integral		
W Wood drawer interiors		
L Lock option, lock		
B Lock finish		
	<ol style="list-style-type: none"> Pull <ul style="list-style-type: none"> P1 - Integral pull (shown) P2 - Metal tab pull P3 - Leather tab pull P4 - Flip pull P5 - Box pull Pull finish where applicable Drawer interior <ul style="list-style-type: none"> W - default for wood drawers Lock <ul style="list-style-type: none"> L - lock N - no lock Lock finish if applicable 	Upcharge applicable for: E2 - edge profile, add \$310 list P1 - pulls, add \$444 list P3 - pulls, add \$269 list P4 - pulls, add \$363 list



Stepped modesty approach view

Bow top, single pedestal desk *flush modesty*

The Graham Collection

description	depth at bow	width	height	pattern no.	V1	V2	V3
	37"	72"	29"	GSDBJ(L/R)TF7237 () () () () () () () ()	\$6,246.	\$6,940.	\$9,370.
	37"	78"	29"	GSDBJ(L/R)TF7837 () () () () () () () ()	6,312.	7,014.	9,469.
	37"	84"	29"	GSDBJ(L/R)TF8437 () () () () () () () ()	6,377.	7,086.	9,564.
	43"	72"	29"	GSDBJ(L/R)TF7243 () () () () () () () ()	6,402.	7,114.	9,603.
	43"	78"	29"	GSDBJ(L/R)TF7843 () () () () () () () ()	6,481.	7,202.	9,723.
	43"	84"	29"	GSDBJ(L/R)TF8443 () () () () () () () ()	6,559.	7,288.	9,840.

left hand shown

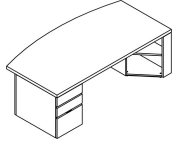
	37"	72"	29"	GSDBJ(L/R)GF7237 () () () () () () () ()	6,246.	6,940.	9,370.
	37"	78"	29"	GSDBJ(L/R)GF7837 () () () () () () () ()	6,312.	7,014.	9,469.
	37"	84"	29"	GSDBJ(L/R)GF8437 () () () () () () () ()	6,377.	7,086.	9,564.
	43"	72"	29"	GSDBJ(L/R)GF7243 () () () () () () () ()	6,402.	7,114.	9,603.
	43"	78"	29"	GSDBJ(L/R)GF7843 () () () () () () () ()	6,481.	7,202.	9,723.
	43"	84"	29"	GSDBJ(L/R)GF8443 () () () () () () () ()	6,559.	7,288.	9,840.

left hand shown

Order Code	Specification Information	Application Notes
Example: GSDBJLTF7237	To order specify pattern number including:	Single pedestal desks feature personal storage corner.
G Graham Collection	• Letter or legal width pedestal; T for letter width, G for legal width embedded in pattern number.	37" deep units - 37" deep at center of bow, pedestal depth 31".
SD Single pedestal desk	• Options:	43" deep units - 43" deep at center of bow, pedestal depth 37".
B Bow top	1. Finish, wood V1, V2, V3	E1 and E2 edge profiles over hang 1/2" on user and approach side, flush with case left and right side.
J BBF	2. Edge profile E1 - Float E2 - Reverse bevel E3 - Square (shown)	E1 and E2 subtop inset 1" all sides referenced from support cases and follows bowshape.
(L/R) BBF pedestal left or right side	3. Grommet GC - Centered (shown) GL - Left GR - Right GN - None	E3 edge profile flush all sides except at bow, no subtop.
(T/G) Letter/legal width pedestal	4. Grommet finish if applicable	Assembly required, desks ship knock-down.
F Flush modesty	5. Pull P1 - Integral pull (shown) P2 - Metal tab pull P3 - Leather tab pull P4 - Flip pull P5 - Box pull	
72 Width	6. Pull finish where applicable	
37 Depth	7. Drawer interior W - Default for wood drawers	
V312 Finish, wood	8. Lock L - Lock N - No lock	
E3 Edge profile	9. Lock finish if applicable	
GC Grommet location	Upcharge applicable for: E2 - edge profile, add \$310 list P1 - pulls, add \$267 list P3 - pulls, add \$162 list P4 - pulls, add \$218 list	
PA Grommet finish		
P1 Pull, Integral		
W Wood drawer interiors		
L Lock option, lock		
B Lock finish		

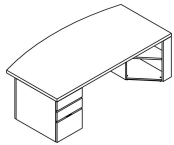
Bow top, single pedestal desk recessed modesty

description	depth at bow	width	height	pattern no.	V1	V2	V3
Bow top single ped desk	37"	72"	29"	GSDBJ(L/R)TR7237 () () () () () () ()	\$5,994.	\$6,659.	\$8,990.
recessed modesty, letter	37"	78"	29"	GSDBJ(L/R)TR7837 () () () () () () ()	6,081.	6,758.	9,123.
	37"	84"	29"	GSDBJ(L/R)TR8437 () () () () () () ()	6,171.	6,854.	9,254.
	43"	72"	29"	GSDBJ(L/R)TR7243 () () () () () () ()	6,204.	6,893.	9,305.
	43"	78"	29"	GSDBJ(L/R)TR7843 () () () () () () ()	6,310.	7,012.	9,465.
	43"	84"	29"	GSDBJ(L/R)TR8443 () () () () () () ()	6,415.	7,128.	9,622.



left hand shown

Bow top single ped desk	37"	72"	29"	GSDBJ(L/R)GR7237 () () () () () () ()	5,994.	6,659.	8,990.
recessed modesty, legal	37"	78"	29"	GSDBJ(L/R)GR7837 () () () () () () ()	6,081.	6,758.	9,123.
	37"	84"	29"	GSDBJ(L/R)GR8437 () () () () () () ()	6,171.	6,854.	9,254.
	43"	72"	29"	GSDBJ(L/R)GR7243 () () () () () () ()	6,204.	6,893.	9,305.
	43"	78"	29"	GSDBJ(L/R)GR7843 () () () () () () ()	6,310.	7,012.	9,465.
	43"	84"	29"	GSDBJ(L/R)GR8443 () () () () () () ()	6,415.	7,128.	9,622.

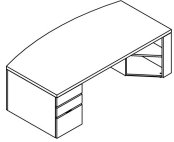


left hand shown

Order Code	Specification Information	Application Information
Example: GSDBJLTR7237	To order specify pattern number including:	Single pedestal desks feature personal storage corner.
G Graham Collection	• Letter or legal width pedestal; T for letter width, G for legal width embedded in pattern number.	37" deep units, 37"d at center of bow, pedestal depth 25". 43" deep units, 43"d at center of bow, pedestal depth 31".
SD Single pedestal desk	• Options:	E1 and E2 edge profiles over hang 1/2" on user side, flush with case left and right side. E1 and E2 subtop inset 1" all sides referenced from support cases and follows bow shape. E3 edge profile flush to all sides except at bow, no subtop.
B Bow top	1. Finish, wood V1, V2, V3	Assembly required, desks ship knock-down.
J BBF	2. Edge profile E1 - Float E2 - Reverse bevel E3 - Square (shown)	
(L/R) BBF pedestal left or right side	3. Grommet GC - Centered GL - Left GR - Right GN - None	
(T/G) Letter/legal width pedestal	4. Grommet finish if applicable	
R Recessed modesty		
72 Width		
37 Depth		
V312 Finish, wood		
E3 Edge profile		
GC Grommet location		
PA Grommet finish		
P1 Pull, Integral		
W Wood drawer interiors		
L Lock option, lock		
B Lock finish		
	5. Pull P1 - Integral pull (shown) P2 - Metal tab pull P3 - Leather tab pull P4 - Flip pull P5 - Box pull	
	6. Pull finish where applicable	
	7. Drawer interior W - Default for wood drawers	
	8. Lock L - Lock N - No lock	
	9. Lock finish if applicable	
	Upcharge applicable for: E2 - edge profile, add \$310 list P1 - pulls, add \$267 list P3 - pulls, add \$162 list P4 - pulls, add \$218 list	

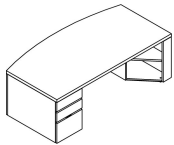
Bow top, single pedestal desk *stepped modesty*

description	depth at bow	width	height	pattern no.	V1	V2	V3
Bow top single ped desk	37"	72"	29"	GSDBJ(L/R)TS7237 () () () () () () ()	\$6,521.	\$7,246.	\$9,781.
stepped modesty, letter	37"	78"	29"	GSDBJ(L/R)TS7837 () () () () () () ()	6,585.	7,316.	9,877.
	37"	84"	29"	GSDBJ(L/R)TS8437 () () () () () () ()	6,648.	7,387.	9,971.
	43"	72"	29"	GSDBJ(L/R)TS7243 () () () () () () ()	6,674.	7,416.	10,012.
	43"	78"	29"	GSDBJ(L/R)TS7843 () () () () () () ()	6,751.	7,501.	10,127.
	43"	84"	29"	GSDBJ(L/R)TS8443 () () () () () () ()	6,829.	7,587.	10,242.



left hand shown

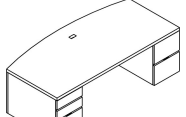
description	depth at bow	width	height	pattern no.	V1	V2	V3
Bow top single ped desk	37"	72"	29"	GSDBJ(L/R)GS7237 () () () () () () ()	6,521.	7,246.	9,781.
stepped modesty, legal	37"	78"	29"	GSDBJ(L/R)GS7837 () () () () () () ()	6,585.	7,316.	9,877.
	37"	84"	29"	GSDBJ(L/R)GS8437 () () () () () () ()	6,648.	7,387.	9,971.
	43"	72"	29"	GSDBJ(L/R)GS7243 () () () () () () ()	6,674.	7,416.	10,012.
	43"	78"	29"	GSDBJ(L/R)GS7843 () () () () () () ()	6,751.	7,501.	10,127.
	43"	84"	29"	GSDBJ(L/R)GS8443 () () () () () () ()	6,829.	7,587.	10,242.



left hand shown

Order Code	Specification Information	Application Notes
Example: GSDBJLTS7237	To order specify pattern number including:	Single pedestal desks feature personal storage corner.
G Graham Collection		
SD Single pedestal desk	• Letter or legal width pedestal; T for letter width, G for legal width embedded in pattern number.	37" deep units - 37" deep at center of bow, pedestal depth 31". 43" deep units - 43" deep at center of bow, pedestal depth 37".
B Bow top	• Options:	
J BBF	1. Finish, wood V1,V2,V3	
(L/R) Pedestal left or right side	2. Edge profile E1 - Float E2 - Reverse bevel E3 - Square (shown)	E1 and E2 edge profiles over hang 1/2" on user and approach side, flush with case left and right side. E1 and E2 subtop inset 1" all sides referenced from support cases and follows bow shape.
(T/G) Letter or legal width pedestal	3. Grommet GC - Centered GL - Left GR - Right GN - None	E3 edge profile flush all sides except at bow, no subtop.
S Stepped modesty	4. Grommet finish if applicable	Assembly required, desks ship knock-down.
72 Width		
37 Depth		
V312 Finish, wood		
E3 Edge profile		
GC Grommet location		
PA Grommet finish		
P1 Pull, Integral		
W Wood drawer interiors		
L Lock option, lock		
B Lock finish		

Bow top, double pedestal desk *flush modesty*

description	depth at bow	width	height	pattern no.	V1	V2	V3
Bow top double ped desk flush modesty, letter 	37"	78"	29"	GDDB(L/R)TF7837 () () () () () () ()	\$6,312.	\$7,014.	\$9,469.
	37"	84"	29"	GDDB(L/R)TF8437 () () () () () () ()	6,377.	7,086.	9,564.
	37"	90"	29"	GDDB(L/R)TF9037 () () () () () () ()	6,442.	7,159.	9,662.
	43"	78"	29"	GDDB(L/R)TF7843 () () () () () () ()	6,481.	7,202.	9,723.
	43"	84"	29"	GDDB(L/R)TF8443 () () () () () () ()	6,559.	7,288.	9,840.
	43"	90"	29"	GDDB(L/R)TF9043 () () () () () () ()	6,637.	7,376.	9,958.

left hand shown

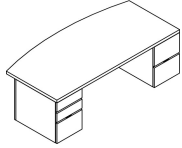
Bow top double ped desk flush modesty, legal 	37"	78"	29"	GDDB(L/R)GF7837 () () () () () () ()	6,312.	7,014.	9,469.
	37"	84"	29"	GDDB(L/R)GF8437 () () () () () () ()	6,377.	7,086.	9,564.
	37"	90"	29"	GDDB(L/R)GF9037 () () () () () () ()	6,442.	7,159.	9,662.
	43"	78"	29"	GDDB(L/R)GF7843 () () () () () () ()	6,481.	7,202.	9,723.
	43"	84"	29"	GDDB(L/R)GF8443 () () () () () () ()	6,559.	7,288.	9,840.
	43"	90"	29"	GDDB(L/R)GF9043 () () () () () () ()	6,637.	7,376.	9,958.

left hand shown

Order Code	Specification Information	Application Notes
Example: GDDBLTF7837	To order specify pattern number including:	37" deep units, 37"d at center of bow, pedestal depth 31". 43" deep units, 43"d at center of bow, pedestal depth 37".
G Graham Collection	• Letter or legal width pedestals; T for letter width, G for legal width embedded in pattern number.	E1 and E2 edge profiles over hang 1/2" on user and approach side, flush with case left and right side. E1 and E2 subtop inset 1" all sides referenced from support cases and follows bowshape. E3 edge profile flush all sides except at bow, no subtop.
DD Double pedestal desk	• Options:	Assembly required, desks ship knock-down.
B Bow top	1. Finish, wood V1, V2, V3	
(L/R) BBF pedestal left or right side	2. Edge profile E1 - Float E2 - Reverse bevel E3 - Square (shown)	
(T/G) Letter/legal width pedestal	3. Grommet GC - Centered (shown) GL - Left GR - Right GN - None	
F Flush modesty	4. Grommet finish if applicable	
78 Width		
37 Depth		
V312 Finish, wood		
E3 Edge profile		
GC Grommet location		
PA Grommet finish		
P1 Pull, Integral		
W Wood drawer interiors		
L Lock option, lock		
B Lock finish		
	5. Pull P1 - Integral pull (shown) P2 - Metal tab pull P3 - Leather tab pull P4 - Flip pull P5 - Box pull	
	6. Pull finish where applicable	
	7. Drawer interior W - Default for wood drawers	
	8. Lock L - Lock N - No lock	
	9. Lock finish if applicable	
	Upcharge applicable for: E2 - edge profile, add \$310 list P1 - pulls, add \$444 list P3 - pulls, add \$269 list P4 - pulls, add \$363 list	

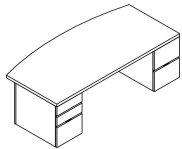
Bow top, double pedestal desk *recessed modesty*

description	depth at bow	width	height	pattern no.	V1	V2	V3
Bow top double ped desk	37"	78"	29"	GDDB(L/R)TR7837 () () () () () () () ()	\$6,081.	\$6,758.	\$9,123.
recessed modesty, letter	37"	84"	29"	GDDB(L/R)TR8437 () () () () () () () ()	6,171.	6,854.	9,254.
	37"	90"	29"	GDDB(L/R)TR9037 () () () () () () () ()	6,258.	6,953.	9,385.
	43"	78"	29"	GDDB(L/R)TR7843 () () () () () () () ()	6,310.	7,012.	9,465.
	43"	84"	29"	GDDB(L/R)TR8443 () () () () () () () ()	6,415.	7,128.	9,622.
	43"	90"	29"	GDDB(L/R)TR9043 () () () () () () () ()	6,520.	7,245.	9,780.



left hand shown

Bow top double ped desk	37"	78"	29"	GDDB(L/R)GR7837 () () () () () () () ()	6,081.	6,758.	9,123.
recessed modesty, legal	37"	84"	29"	GDDB(L/R)GR8437 () () () () () () () ()	6,171.	6,854.	9,254.
	37"	90"	29"	GDDB(L/R)GR9037 () () () () () () () ()	6,258.	6,953.	9,385.
	43"	78"	29"	GDDB(L/R)GR7843 () () () () () () () ()	6,310.	7,012.	9,465.
	43"	84"	29"	GDDB(L/R)GR8443 () () () () () () () ()	6,415.	7,128.	9,622.
	43"	90"	29"	GDDB(L/R)GR9043 () () () () () () () ()	6,520.	7,245.	9,780.

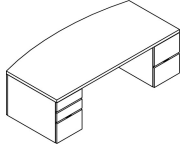


left hand shown

Order Code	Specification Information	Application Notes
Example: GDDBLTR7837	To order specify pattern number including:	37" deep units, 37"d at center of bow, pedestal depth 25". 43" deep units, 43"d at center of bow, pedestal depth 31".
G Graham Collection	• Letter or legal width pedestals; T for letter width, G for legal width embedded in pattern number.	E1 and E2 edge profiles over hang 1/2" on user side, flush with case left and right side. E1 and E2 subtop inset 1" all sides referenced from support cases and follows bow shape. E3 edge profile flush to all sides except at bow, no subtop.
DD Double pedestal desk	• Options:	Assembly required, desks ship knock-down.
B Bow top	1. Finish, wood V1, V2, V3	
(L/R) BBF pedestal left or right side	2. Edge profile E1 - Float E2 - Reverse bevel E3 - Square (shown)	
(T/G) Letter/legal width pedestal	3. Grommet GC - Centered GL - Left GR - Right GN - None	
R Recessed modesty	4. Grommet finish if applicable	
78 Width		
37 Depth		
V312 Finish, wood		
E3 Edge profile		
GC Grommet location		
PA Grommet finish		
P1 Pull, Integral		
W Wood drawer interiors		
L Lock option, lock		
B Lock finish		
	5. Pull P1 - Integral pull (shown) P2 - Metal tab pull P3 - Leather tab pull P4 - Flip pull P5 - Box pull	
	6. Pull finish where applicable	
	7. Drawer interior W - Default for wood drawers	
	8. Lock L - Lock N - No lock	
	9. Lock finish if applicable	
	Upcharge applicable for: E2 - edge profile, add \$310 list P1 - pulls, add \$444 list P3 - pulls, add \$269 list P4 - pulls, add \$363 list	

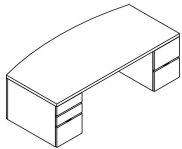
Bow top, double pedestal desk *stepped modesty*

description	depth at bow	width	height	pattern no.	V1	V2	V3
Bow top double ped desk	37"	78"	29"	GDDB(L/R)TS7837 () () () () () () () ()	\$6,585.	\$7,316.	\$9,877.
stepped modesty, letter	37"	84"	29"	GDDB(L/R)TS8437 () () () () () () () ()	6,648.	7,387.	9,971.
	37"	90"	29"	GDDB(L/R)TS9037 () () () () () () () ()	6,713.	7,459.	10,071.
	43"	78"	29"	GDDB(L/R)TS7843 () () () () () () () ()	6,751.	7,501.	10,127.
	43"	84"	29"	GDDB(L/R)TS8443 () () () () () () () ()	6,829.	7,587.	10,242.
	43"	90"	29"	GDDB(L/R)TS9043 () () () () () () () ()	6,904.	7,672.	10,357.



left hand shown

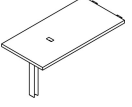
Bow top double ped desk	37"	78"	29"	GDDB(L/R)GS7837 () () () () () () () ()	6,585.	7,316.	9,877.
stepped modesty, legal	37"	84"	29"	GDDB(L/R)GS8437 () () () () () () () ()	6,648.	7,387.	9,971.
	37"	90"	29"	GDDB(L/R)GS9037 () () () () () () () ()	6,713.	7,459.	10,071.
	43"	78"	29"	GDDB(L/R)GS7843 () () () () () () () ()	6,751.	7,501.	10,127.
	43"	84"	29"	GDDB(L/R)GS8443 () () () () () () () ()	6,829.	7,587.	10,242.
	43"	90"	29"	GDDB(L/R)GS9043 () () () () () () () ()	6,904.	7,672.	10,357.

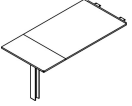


left hand shown

Order Code	Specification Information	Application Notes
Example: GDDBLTS7837	To order specify pattern number including:	37" deep units - 37" deep at center of bow, pedestal depth 31". 43" deep units- 43" deep at center of bow, pedestal depth 37".
G Graham Collection	• Letter or legal width pedestals; T for letter width, G for legal width embedded in pattern number.	E1 and E2 edge profiles over hang 1/2" on user and approach side, flush with case left and right side. E1 and E2 subtop inset 1" all sides referenced from support and follows bow shape. E3 edge profile flush all sides except at bow, no subtop.
DD Double pedestal desk	• Options:	Assembly required, desks ship knock-down.
B Bow top	1. Finish, wood V1, V2, V3	
(L/R) BBF pedestal left or right side	2. Edge profile E1 - Float E2 - Reverse bevel E3 - Square (shown)	
(T/G) Letter/legal width pedestal	3. Grommet GC - Centered GL - Left GR - Right GN - None	
S Stepped modesty	4. Grommet finish if applicable	
78 Width		
37 Depth		
V312 Finish, wood		
E3 Edge profile		
GC Grommet location		
PA Grommet finish		
P1 Pull, Integral		
W Wood drawer interiors		
L Lock option, lock		
B Lock finish		
	5. Pull P1 - Integral pull (shown) P2 - Metal tab pull P3 - Leather tab pull P4 - Flip pull P5 - Box pull	
	6. Pull finish where applicable	
	7. Drawer interior W - Default for wood drawers	
	8. Lock L - Lock N - No lock	
	9. Lock finish if applicable	
	Upcharge applicable for: E2 - edge profile, add \$310 list P1 - pulls, add \$444 list P3 - pulls, add \$269 list P4 - pulls, add \$363 list	

Rectilinear peninsula wide flange leg support

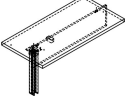
description	depth	width	height	pattern no.	V1	V2	V3
Peninsula, rect wood top wide flange leg 	30"	60"	29"	GRPW6030 () () () () ()	\$1,489.	\$1,654.	\$2,233.
	30"	66"	29"	GRPW6630 () () () () ()	1,514.	1,682.	2,271.
	30"	72"	29"	GRPW7230 () () () () ()	1,538.	1,709.	2,306.
	30"	78"	29"	GRPW7830 () () () () ()	1,562.	1,734.	2,342.
	30"	84"	29"	GRPW8430 () () () () ()	1,585.	1,761.	2,377.
	36"	66"	29"	GRPW6636 () () () () ()	1,538.	1,709.	2,306.
	36"	72"	29"	GRPW7236 () () () () ()	1,562.	1,734.	2,342.
	36"	78"	29"	GRPW7836 () () () () ()	1,585.	1,761.	2,377.
	36"	84"	29"	GRPW8436 () () () () ()	1,609.	1,789.	2,415.

Peninsula, leather wrap & wood top wide flange leg 	30"	60"	29"	GHPW6030 () () () () ()	2,308.	2,565.	3,462.
	30"	66"	29"	GHPW6630 () () () () ()	2,344.	2,605.	3,517.
	30"	72"	29"	GHPW7230 () () () () ()	2,431.	2,702.	3,648.
	30"	78"	29"	GHPW7830 () () () () ()	2,522.	2,801.	3,781.
	30"	84"	29"	GHPW8430 () () () () ()	2,609.	2,899.	3,912.
	36"	66"	29"	GHPW6636 () () () () ()	2,380.	2,645.	3,571.
	36"	72"	29"	GHPW7236 () () () () ()	2,469.	2,744.	3,705.
	36"	78"	29"	GHPW7836 () () () () ()	2,560.	2,845.	3,839.
	36"	84"	29"	GHPW8436 () () () () ()	2,648.	2,942.	3,973.

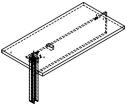
note: leather wrapped options available in E1 edge profile only; grommet option not available

Order Code	Specification Information	Application Notes
Example: GRPW6030	To order specify pattern number including:	Hardware for top to top connection included. Worksurface stiffeners recommended to provide additional support for open spans greater than 48" w. See page 166. RE: GHPW peninsulas: Primary surface material split between leather and veneer. Veneer section nominally 19" w over leg and remaining section of primary surface leather wrapped. Subtop veneer all around perimeter. Assembly required. 2" leg height adjustability achieved at top of leg; between the leg-to-worksurface connection. Upcharge applicable for: E2 - edge profile for GRPW, add \$310 list
G Graham Collection	1. Finish, wood V1, V2, V3	
RP Rectilinear peninsula	2. Finish, leather if applicable for primary section of top	
W Wide flange leg	3. Edge profile E1 - Float E2 - Reverse Bevel E3 - Square (shown)	
60 Width	4. Grommet, if applicable GC - Centered (shown) GN - None	
30 Depth	5. Grommet finish, if applicable	
V312 Finish, wood	6. Finish, leg	
E3 Edge profile	7. Finish, leveling shroud	
GC Grommet locaton		
PA Grommet finish		
111 Leg finish		
111 Shroud finish		

Rectilinear peninsula wide flange leg support and 1/2 modesty

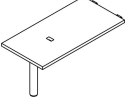
description	depth	width	height	pattern no.	V1	V2	V3
 Peninsula, rect wood top wide flange leg & 1/2 modesty <i>left hand shown</i>	30"	60"	29"	GRPWPV(L/R)6030 () () () () ()	\$1,797.	\$1,998.	\$2,696.
	30"	66"	29"	GRPWPV(L/R)6630 () () () () ()	1,845.	2,051.	2,770.
	30"	72"	29"	GRPWPV(L/R)7230 () () () () ()	1,894.	2,105.	2,840.
	30"	78"	29"	GRPWPV(L/R)7830 () () () () ()	1,942.	2,159.	2,913.
	30"	84"	29"	GRPWPV(L/R)8430 () () () () ()	1,990.	2,210.	2,986.
	36"	66"	29"	GRPWPV(L/R)6636 () () () () ()	1,870.	2,078.	2,804.
	36"	72"	29"	GRPWPV(L/R)7236 () () () () ()	1,918.	2,131.	2,877.
	36"	78"	29"	GRPWPV(L/R)7836 () () () () ()	1,967.	2,185.	2,949.
	36"	84"	29"	GRPWPV(L/R)8436 () () () () ()	2,014.	2,238.	3,022.

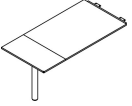
note: 1/2 modesty same finish as primary top

 Peninsula, rect wood top, wide flange leg 1/2 hgt fabric wrapped modesty <i>left hand shown</i>	30"	60"	29"	GRPWPV(L/R)6030 () () () () ()	2,180.	2,421.	3,267.
	30"	66"	29"	GRPWPV(L/R)6630 () () () () ()	2,236.	2,484.	3,354.
	30"	72"	29"	GRPWPV(L/R)7230 () () () () ()	2,291.	2,546.	3,436.
	30"	78"	29"	GRPWPV(L/R)7830 () () () () ()	2,347.	2,609.	3,521.
	30"	84"	29"	GRPWPV(L/R)8430 () () () () ()	2,404.	2,670.	3,604.
	36"	66"	29"	GRPWPV(L/R)6636 () () () () ()	2,259.	2,510.	3,389.
	36"	72"	29"	GRPWPV(L/R)7236 () () () () ()	2,315.	2,573.	3,473.
	36"	78"	29"	GRPWPV(L/R)7836 () () () () ()	2,371.	2,634.	3,557.
	36"	84"	29"	GRPWPV(L/R)8436 () () () () ()	2,426.	2,697.	3,643.

Order Code	Specification Information	Application Notes
Example: GRPWPVL6030	To order specify pattern number including:	Hardware for top to top connectin included.
G Graham Collection	1. Finish, wood V1, V2, V3	2" leg height adjustability achieved at top of leg; between the leg-to-worksurface connection.
RP Rectilinear peninsula	2. Edge profile E1 - Float E2 - Reverse Bevel E3 - Square (shown)	Peninsulas with E1 or E2 edge profile are designed for T-configurations only. Subtop extends beyond primary worksurface for mating at non-support end.
W Wide flange leg	3. Grommet GC - Centered (shown) GN - None	Assembly required.
P Partial/half height modesty	4. Grommet finish if applicable	Upcharge applicable for: E2 - edge profile, add \$310 list
(V/F) Veneer or fabric wrapped 1/2 height modesty	5. Finish, leg	Worksurface stiffeners recommended to provide additional support for open spans greater than 48" w. See page 166.
(L/R) Left or right hand	6. Finish, leveling shroud	
60 Width	7. Fabric, 1/2 height modesty if applicable	
30 Depth		
V312 Finish, wood		
E3 Edge profile		
GC Grommet locaton		
PA Grommet finish		
111 Leg finish		
111 Shroud finish		

Rectilinear peninsula cylindrical leg support

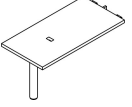
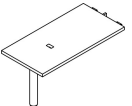
description	depth	width	height	pattern no.	V1	V2	V3
Peninsula, rect wood top cylindrical leg 	30"	60"	29"	GRPC6030 () () () () ()	\$1,505.	\$1,673.	\$2,257.
	30"	66"	29"	GRPC6630 () () () () ()	1,527.	1,697.	2,292.
	30"	72"	29"	GRPC7230 () () () () ()	1,551.	1,724.	2,328.
	30"	78"	29"	GRPC7830 () () () () ()	1,576.	1,752.	2,365.
	30"	84"	29"	GRPC8430 () () () () ()	1,599.	1,777.	2,400.
	36"	66"	29"	GRPC6636 () () () () ()	1,552.	1,725.	2,329.
	36"	72"	29"	GRPC7236 () () () () ()	1,576.	1,752.	2,365.
	36"	78"	29"	GRPC7836 () () () () ()	1,600.	1,778.	2,401.
	36"	84"	29"	GRPC8436 () () () () ()	1,624.	1,804.	2,435.

Peninsula, leather wrap & wood top cylindrical leg 	30"	60"	29"	GHPC6030 () () () () ()	2,333.	2,591.	3,498.
	30"	66"	29"	GHPC6630 () () () () ()	2,368.	2,631.	3,552.
	30"	72"	29"	GHPC7230 () () () () ()	2,456.	2,729.	3,683.
	30"	78"	29"	GHPC7830 () () () () ()	2,546.	2,828.	3,818.
	30"	84"	29"	GHPC8430 () () () () ()	2,633.	2,925.	3,948.
	36"	66"	29"	GHPC6636 () () () () ()	2,406.	2,672.	3,607.
	36"	72"	29"	GHPC7236 () () () () ()	2,494.	2,771.	3,738.
	36"	78"	29"	GHPC7836 () () () () ()	2,585.	2,872.	3,879.
	36"	84"	29"	GHPC8436 () () () () ()	2,673.	2,969.	4,009.

note: leather wrapped options available in E1 edge profile only; grommet option not available.

Order Code	Specification Information	Application Notes
Example: GRPC6030	To order specify pattern number including:	Hardware for top to top connection included.
G Graham Collection	1. Finish, wood V1,V2,V3	3" dia leg ships with E1 or E2 edge profile top; 4" dia with E3 edge profile top.
RP Rectilinear peninsula	2. Finish, leather if applicable for primary section of top	RE: GHPC peninsulas: Primary surface material split between leather and veneer. Veneer section nominally 19" w over leg and remaining section of primary surface leather wrapped. Subtop veneer all around perimeter.
C Cylindrical leg	3. Edge profile E1 - Float E2 - Reverse Bevel E3 - Square (shown)	Assembly required.
60 Width	4. Grommet, if applicable GC - Centered (shown) GN - None	2" leg height adjustability achieved at top of leg, between leg-to-worksurface connection.
30 Depth	5. Grommet finish, if applicable	Upcharge applicable for: E2 - edge profile for GRPC, add \$310 list
V312 Finish, wood	6. Finish, leg column plated or leather wrapped	Leather wrapped column leg, add \$327 list
E3 Edge profile	7. Finish, leg base cap plated.	
GC Grommet locaton	8. Finish, inner tube of column leg 111 - Default black	Worksurface stiffeners recommended to provide additional support for open spans greater than 48" w. See page 166. Peninsulas with E1 or E2 edge profile are designed for T-configurations only. Subtop extends beyond primary worksurface for mating at non-support end.
PA Grommet finish		
PA Leg finish		
PA Leg base cap finish		
111 Inner leg finish		

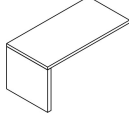
Rectilinear peninsula cylindrical leg support and 1/2 modesty

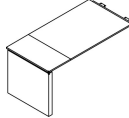
description	depth	width	height	pattern no.	V1	V2	V3
Peninsula, rect wood top, cylindrical leg & 1/2 modesty  left hand shown	30"	60"	29"	GRPCPV(L/R)6030 () () () () () ()	\$1,813.	\$2,014.	\$2,717.
	30"	66"	29"	GRPCPV(L/R)6630 () () () () () ()	1,861.	2,067.	2,791.
	30"	72"	29"	GRPCPV(L/R)7230 () () () () () ()	1,909.	2,121.	2,862.
	30"	78"	29"	GRPCPV(L/R)7830 () () () () () ()	1,956.	2,174.	2,936.
	36"	84"	29"	GRPCPV(L/R)8430 () () () () () ()	2,005.	2,228.	3,007.
	36"	66"	29"	GRPCPV(L/R)6636 () () () () () ()	1,884.	2,094.	2,827.
	36"	72"	29"	GRPCPV(L/R)7236 () () () () () ()	1,933.	2,148.	2,900.
	36"	78"	29"	GRPCPV(L/R)7836 () () () () () ()	1,981.	2,202.	2,973.
	36"	84"	29"	GRPCPV(L/R)8436 () () () () () ()	2,030.	2,256.	3,044.
Peninsula, rect wood top, cylindrical leg 1/2 hgt fabric wrapped modesty  left hand shown	30"	60"	29"	GRPCPF(L/R)6030 () () () () () ()	2,192.	2,436.	3,289.
	30"	66"	29"	GRPCPF(L/R)6630 () () () () () ()	2,251.	2,501.	3,375.
	30"	72"	29"	GRPCPF(L/R)7230 () () () () () ()	2,306.	2,561.	3,457.
	30"	78"	29"	GRPCPF(L/R)7830 () () () () () ()	2,364.	2,626.	3,543.
	30"	84"	29"	GRPCPF(L/R)8430 () () () () () ()	2,418.	2,687.	3,625.
	36"	66"	29"	GRPCPF(L/R)6636 () () () () () ()	2,274.	2,528.	3,412.
	36"	72"	29"	GRPCPF(L/R)7236 () () () () () ()	2,330.	2,589.	3,493.
	36"	78"	29"	GRPCPF(L/R)7836 () () () () () ()	2,387.	2,653.	3,579.
	36"	84"	29"	GRPCPF(L/R)8436 () () () () () ()	2,443.	2,713.	3,661.

Runoffs

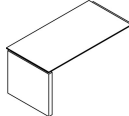
Order Code	Specification Information	Application Notes
Example: GRPCPVL6030	To order specify pattern number including:	Hardware for top to top connection included.
G Graham Collection	1. Finish, wood V1,V2,V3	Worksurface stiffeners recommended to provide additional support for open spans greater than 48" w. See page 166.
RP Rectilinear peninsula	2. Edge profile E1 - Float E2 - Reverse bevel E3 - Square (shown)	1/2 height wood modesty same finish as worksurface.
C Cylindrical leg style	3. Grommet GC - Centered (shown) GN - None	2" leg height adjustability achieved at top of leg, between the leg-to-worksurface connection.
P Partial/half height modesty	4. Grommet finish if applicable	Assembly required.
(V/F) Veneer or fabric 1/2 modesty	5. Finish, leg column plated or leather wrapped	3" dia leg ships with E1 or E2 edge profile top; 4" dia with E3 edge profile top.
L Left hand	6. Finish, leg base cap plated	Upcharge applicable for: E2 - edge profile, add \$310 list
60 Width	7. Finish, inner tube of column leg 111 - Default	Leather wrapped column leg, add \$327 list
30 Depth	8. Fabric, 1/2 height modesty if applicable	
V312 Finish, wood		
E3 Edge profile		
GC Grommet locaton		
PA Grommet finish		
PA Leg finish		
PA Leg base cap finish		
111 Inner leg finish		

Rectilinear peninsula *thick end panel support*

description	depth	width	height	pattern no.	V1	V2	V3
Peninsula, rect wood top, thick end panel 	30"	60"	29"	GRPT6030 () () ()	\$1,564.	\$1,736.	\$2,345.
	30"	66"	29"	GRPT6630 () () ()	1,588.	1,764.	2,381.
	30"	72"	29"	GRPT7230 () () ()	1,611.	1,791.	2,418.
	30"	78"	29"	GRPT7830 () () ()	1,636.	1,817.	2,462.
	30"	84"	29"	GRPT8430 () () ()	1,658.	1,843.	2,487.
	36"	66"	29"	GRPT6636 () () ()	1,707.	1,896.	2,561.
	36"	72"	29"	GRPT7236 () () ()	1,731.	1,924.	2,597.
	36"	78"	29"	GRPT7836 () () ()	1,755.	1,950.	2,632.
	36"	84"	29"	GRPT8436 () () ()	1,779.	1,976.	2,668.

Peninsula, leather wrap & wood top thick end panel 	30"	60"	29"	GHPT6030 () ()	2,424.	2,694.	3,636.
	30"	66"	29"	GHPT6630 () ()	2,459.	2,734.	3,688.
	30"	72"	29"	GHPT7230 () ()	2,549.	2,831.	3,823.
	30"	78"	29"	GHPT7830 () ()	2,641.	2,935.	3,962.
	30"	84"	29"	GHPT8430 () ()	2,730.	3,033.	4,095.
	36"	66"	29"	GHPT6636 () ()	2,643.	2,938.	3,966.
	36"	72"	29"	GHPT7236 () ()	2,741.	3,044.	4,109.
	36"	78"	29"	GHPT7836 () ()	2,833.	3,149.	4,252.
	36"	84"	29"	GHPT8436 () ()	2,929.	3,254.	4,393.

note: leather wrapped options available E1 edge profile only; grommet option not available

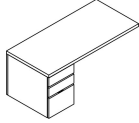
Peninsula, rect glass top, wood subtop, thick end panel 	30"	60"	29"	GGPT6030 () ()	2,555.	2,840.	3,835.
	30"	66"	29"	GGPT6630 () ()	2,713.	3,015.	4,070.
	30"	72"	29"	GGPT7230 () ()	2,870.	3,189.	4,306.
	30"	78"	29"	GGPT7830 () ()	3,027.	3,362.	4,538.
	30"	84"	29"	GGPT8430 () ()	3,182.	3,536.	4,772.
	36"	66"	29"	GGPT6636 () ()	2,929.	3,254.	4,393.
	36"	72"	29"	GGPT7236 () ()	3,085.	3,429.	4,628.
	36"	78"	29"	GGPT7836 () ()	3,242.	3,601.	4,862.
	36"	84"	29"	GGPT8436 () ()	3,397.	3,775.	5,097.

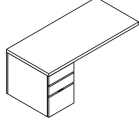
no grommet option

Order Code	Specification Information	Application Notes
Example: GRPT6030	To order specify pattern number including:	Re: GGPT Edge profile not optional for glass. (Available E1 profile only) Glass is 1/2" thick on 1/4" thick clear bumpers with 1" thick wood veneer subtop.
G Graham Collection	1. Finish, wood (worksurface, subtop and thick end panel) V1, V2, V3	Peninsulas with E1 or E2 edge profile are designed for T-configurations only. Subtop extends beyond primary worksurface for mating at non-support end.
RP Rectilinear peninsula	2. Finish, glass or leather for primary top if applicable	Re: GHPT Primary surface material split between leather and veneer. Veneer section nominally 19"w at side supported by thick end panel and remaining primary surface leather wrapped. Subtop wood veneer all around perimeter.
T Thick end panel	3. Edge profile E1 - Float E2 - Reverse Bevel E3 - Square	Re: GRPT Add \$310 list for E2 - edge profile Hardware for top to top connection included.
60 Width	4. Grommet (not optional with glass or leather wrapped tops) GC - Centered GN - None	Assembly required.
30 Depth	5. Grommet finish if applicable	Worksurface stiffeners recommended to provide additional support for open spans greater than 48"w. See page 166.
V312 Finish, wood		
E3 Edge profile		
GC Grommet locaton		
PA Grommet finish		

Rectilinear peninsula

BBF support

description	depth	width	height	pattern no.	V1	V2	V3
 <p>left hand shown</p>	31"	66"	29"	GRPJ(L/R)TN6631 () () () () () () ()	\$3,160.	\$3,512.	\$4,741.
	31"	72"	29"	GRPJ(L/R)TN7231 () () () () () () ()	3,183.	3,537.	4,773.
	31"	78"	29"	GRPJ(L/R)TN7831 () () () () () () ()	3,207.	3,564.	4,812.
	31"	84"	29"	GRPJ(L/R)TN8431 () () () () () () ()	3,231.	3,591.	4,846.
	37"	66"	29"	GRPJ(L/R)TN6637 () () () () () () ()	3,242.	3,601.	4,862.
	37"	72"	29"	GRPJ(L/R)TN7237 () () () () () () ()	3,267.	3,629.	4,900.
	37"	78"	29"	GRPJ(L/R)TN7837 () () () () () () ()	3,288.	3,654.	4,933.
	37"	84"	29"	GRPJ(L/R)TN8437 () () () () () () ()	3,314.	3,682.	4,971.

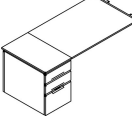
description	depth	width	height	pattern no.	V1	V2	V3
 <p>left hand shown</p>	31"	66"	29"	GRPJ(L/R)GN6631 () () () () () () ()	3,160.	3,512.	4,741.
	31"	72"	29"	GRPJ(L/R)GN7231 () () () () () () ()	3,183.	3,537.	4,773.
	31"	78"	29"	GRPJ(L/R)GN7831 () () () () () () ()	3,207.	3,564.	4,812.
	31"	84"	29"	GRPJ(L/R)GN8431 () () () () () () ()	3,231.	3,591.	4,846.
	37"	66"	29"	GRPJ(L/R)GN6637 () () () () () () ()	3,242.	3,601.	4,862.
	37"	72"	29"	GRPJ(L/R)GN7237 () () () () () () ()	3,267.	3,629.	4,900.
	37"	78"	29"	GRPJ(L/R)GN7837 () () () () () () ()	3,288.	3,654.	4,933.
	37"	84"	29"	GRPJ(L/R)GN8437 () () () () () () ()	3,314.	3,682.	4,971.

Order Code	Specification Information	Application Notes
Example: GRPJLTN6631	To order specify pattern number including:	Pedestal back finished, no modesty.
G Graham Collection	• Letter or legal width pedestal, T for letter width, G for legal width embedded in pattern number.	E1 and E2 edge profiles overhang 1/2" on user and approach sides. Subtop inset 1" all sides referenced from support. E3 edge profile flush all sides, no subtop.
RP Rectilinear peninsula	• Options:	Due to E1 and E2 edge profile with user and approach side overhangs, peninsulas should be used in T-configurations. Subtop extends beyond primary worksurface for mating at non-support end.
J BBF	1. Finish, wood V1, V2, V3	Assembly required ships knock-down.
(L/R) Pedestal left or right side	2. Edge profile E1 - Float E2 - Reverse Bevel E3 - Square (shown)	Hardware for top to top connection included.
(T/G) Letter or legal width pedestal	3. Grommet GC - Centered GL - Left GR - Right GN - None (shown)	Worksurface stiffeners recommended to provide additional support for open spans greater than 48" w. See page 166.
N No modesty	4. Grommet finish if applicable	
66 Width		
31 Depth		
V312 Finish, wood		
E3 Edge profile		
GN Grommet, none		
P1 Pull, Integral		
W Wood drawer interiors		
N No lock		
	5. Pull P1 - Integral (shown) P2 - Metal tab pull P3 - Leather tab pull P4 - Flip pull P5 - Box pull	
	6. Pull finish if applicable	
	7. Drawer interior W - Default for wood drawers	
	8. Lock L - Lock N - No lock	
	9. Lock finish if applicable	
	Upcharge applicable for: E2 - edge profile, add \$310 list P1 - pulls, add \$267 list P3 - pulls, add \$162 list P4 - pulls, add \$218 list	

Runoffs

Rectilinear peninsula

BBF support and leather wrapped top

description	depth	width	height	pattern no.	V1	V2	V3
Peninsula, leather wrap & wood top BBF support, letter  <i>left hand shown</i>	31"	66"	29"	GHPJ(L/R)TN6631 () () () () () ()	\$3,920.	\$4,355.	\$5,880.
	31"	72"	29"	GHPJ(L/R)TN7231 () () () () () ()	4,008.	4,454.	6,012.
	31"	78"	29"	GHPJ(L/R)TN7831 () () () () () ()	4,097.	4,552.	6,147.
	31"	84"	29"	GHPJ(L/R)TN8431 () () () () () ()	4,186.	4,652.	6,280.
	37"	66"	29"	GHPJ(L/R)TN6637 () () () () () ()	4,022.	4,469.	6,032.
	37"	72"	29"	GHPJ(L/R)TN7237 () () () () () ()	4,111.	4,568.	6,165.
	37"	78"	29"	GHPJ(L/R)TN7837 () () () () () ()	4,203.	4,669.	6,302.
	37"	84"	29"	GHPJ(L/R)TN8437 () () () () () ()	4,294.	4,770.	6,441.

note: worksurface section over pedestal is veneer, available E1 edge profile only; grommet option not available

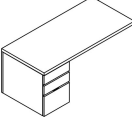
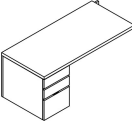
Peninsula, leather wrap & wood top BBF support, legal  <i>left hand shown</i>	31"	66"	29"	GHPJ(L/R)GN6631 () () () () () ()	3,920.	4,355.	5,880.
	31"	72"	29"	GHPJ(L/R)GN7231 () () () () () ()	4,008.	4,454.	6,012.
	31"	78"	29"	GHPJ(L/R)GN7831 () () () () () ()	4,097.	4,552.	6,147.
	31"	84"	29"	GHPJ(L/R)GN8431 () () () () () ()	4,186.	4,652.	6,280.
	37"	66"	29"	GHPJ(L/R)GN6637 () () () () () ()	4,022.	4,469.	6,032.
	37"	72"	29"	GHPJ(L/R)GN7237 () () () () () ()	4,111.	4,568.	6,165.
	37"	78"	29"	GHPJ(L/R)GN7837 () () () () () ()	4,203.	4,669.	6,302.
	37"	84"	29"	GHPJ(L/R)GN8437 () () () () () ()	4,294.	4,770.	6,441.

note: worksurface section over pedestal is veneer, available E1 edge profile only; grommet option not available

Order Code	Specification Information	Application Notes
Example: GHPJLTN6631	To order specify pattern number including:	5. Pull finish if applicable
G Graham Collection	• Letter or legal width pedestal, T for letter width, G for legal width embedded in pattern number.	6. Drawer interior W - Default for wood drawers
HP Leather surface peninsula	• Options:	7. Lock L - Lock N - No lock
J BBF	1. Finish, wood (secondary and subtop, support) V1,V2,V3	8. Lock finish if applicable
(L/R) Pedestal left or right side	2. Finish, leather (primary worksurface)	Upcharge applicable for: P1 - pulls, add \$267 list P3 - pulls, add \$162 list P4 - pulls, add \$218 list
(T/G) Letter/ legal width pedestal	3. Edge profile E1 - Float	See edge details for overhangs.
N No modesty	4. Pull P1 - Integral P2 - Metal tab pull P3 - Leather tab pull P4 - Flip pull P5 - Box pull	Due to E1 and E2 edge profile with user and approach side overhangs, peninsulas should be used in T-configurations only. Subtop extends beyond primary worksurface for mating at non-support end.
66 Width		Hardware for top to top connection included.
31 Depth		Assembly required, ships knock-down.
V312 Finish, wood		Worksurface stiffeners recommended to provide additional support for open spans greater than 48"w. See page 166.
H800 Finish, Nero		
E1 Edge profile		
P1 Pull, Integral		
W Wood drawer interiors		
L Lock option, lock		
B Lock finish		

Rectilinear peninsula

BBF support and flush modesty

description	depth	width	height	pattern no.	V1	V2	V3
 Peninsula, rect wood top, BBF & flush modesty, letter <i>left hand shown</i>	31"	66"	29"	GRPJ(L/R)TF6631 () () () () () () () ()	\$3,426.	\$3,806.	\$5,138.
	31"	72"	29"	GRPJ(L/R)TF7231 () () () () () () () ()	3,476.	3,863.	5,214.
	31"	78"	29"	GRPJ(L/R)TF7831 () () () () () () () ()	3,525.	3,918.	5,289.
	31"	84"	29"	GRPJ(L/R)TF8431 () () () () () () () ()	3,576.	3,974.	5,366.
	37"	66"	29"	GRPJ(L/R)TF6637 () () () () () () () ()	3,527.	3,920.	5,293.
	37"	72"	29"	GRPJ(L/R)TF7237 () () () () () () () ()	3,580.	3,978.	5,372.
	37"	78"	29"	GRPJ(L/R)TF7837 () () () () () () () ()	3,632.	4,034.	5,448.
 Peninsula, rect wood top, BBF & flush modesty, legal <i>left hand shown</i>	31"	66"	29"	GRPJ(L/R)GF6631 () () () () () () () ()	3,426.	3,806.	5,138.
	31"	72"	29"	GRPJ(L/R)GF7231 () () () () () () () ()	3,476.	3,863.	5,214.
	31"	78"	29"	GRPJ(L/R)GF7831 () () () () () () () ()	3,525.	3,918.	5,289.
	31"	84"	29"	GRPJ(L/R)GF8431 () () () () () () () ()	3,576.	3,974.	5,366.
	37"	66"	29"	GRPJ(L/R)GF6637 () () () () () () () ()	3,527.	3,920.	5,293.
	37"	72"	29"	GRPJ(L/R)GF7237 () () () () () () () ()	3,580.	3,978.	5,372.
	37"	78"	29"	GRPJ(L/R)GF7837 () () () () () () () ()	3,632.	4,034.	5,448.
37"	84"	29"	GRPJ(L/R)GF8437 () () () () () () () ()	3,683.	4,093.	5,526.	

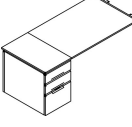
Runoffs

Order Code	Specification Information	Application Notes
Example: GRPJLTF6631	To order specify pattern number including:	Full flush modesty, finished both sides.
G Graham Collection	• Letter or legal width pedestal, T for letter width, G for legal width embedded in pattern number.	See edge detail for overhangs.
RP Rectilinear peninsula	• Options:	Due to E1 and E2 edge profile with user and approach side overhangs, peninsulas should be used in T-configurations only. Subtop extends beyond primary worksurface for mating at non-support end.
J BBF	1. Finish, wood V1,V2,V3	Hardware for top to top connection included.
(L/R) Pedestal left or right side	2. Edge profile E1 - Float E2 - Reverse Bevel E3 - Square (shown)	Assembly required, ships knock-down.
(T/G) Letter or legal width pedestal	3. Grommet GC - Centered GL - Left GR - Right GN - None (shown)	Worksurface stiffeners recommended to provide additional support for open spans greater than 48" w. See page 166.
F Flush modesty	4. Grommet finish if applicable	
66 Width		
31 Depth		
V312 Finish, wood		
E3 Edge profile		
GC Grommet location		
PA Grommet finish		
P1 Pull, Integral		
W Wood drawer interiors		
L Lock option, lock		
B Lock finish		
	5. Pull P1 - Integral (shown) P2 - Metal tab pull P3 - Leather tab pull P4 - Flip pull P5 - Box pull	
	6. Pull finish if applicable	
	7. Drawer interior W - Default for wood drawers	
	8. Lock L - Lock N - No lock	
	9. Lock finish if applicable	
	Upcharge applicable for: E2 - edge profile, add \$310 list P1 - pulls, add \$267 list P3 - pulls, add \$162 list P4 - pulls, add \$218 list	

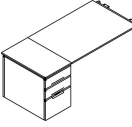
Rectilinear peninsula

BBF support and flush modesty, leather wrapped top

The Graham Collection

description	depth	width	height	pattern no.	V1	V2	V3
 Peninsula, leather wrap & wood top BBF & flush modesty, legal <i>left hand shown</i>	31"	66"	29"	GHPJ(L/R)GF6631 () () () () () ()	\$4,163.	\$4,625.	\$6,243.
	31"	72"	29"	GHPJ(L/R)GF7231 () () () () () ()	4,268.	4,743.	6,401.
	31"	78"	29"	GHPJ(L/R)GF7831 () () () () () ()	4,373.	4,859.	6,559.
	31"	84"	29"	GHPJ(L/R)GF8431 () () () () () ()	4,478.	4,976.	6,726.
	37"	66"	29"	GHPJ(L/R)GF6637 () () () () () ()	4,288.	4,764.	6,431.
	37"	72"	29"	GHPJ(L/R)GF7237 () () () () () ()	4,396.	4,884.	6,594.
	37"	78"	29"	GHPJ(L/R)GF7837 () () () () () ()	4,504.	5,005.	6,757.
	37"	84"	29"	GHPJ(L/R)GF8437 () () () () () ()	4,613.	5,125.	6,918.

note: worksurface section over pedestal is veneer.

 Peninsula, leather wrap & wood top BBF & flush modesty, letter <i>left hand shown</i>	31"	66"	29"	GHPJ(L/R)TF6631 () () () () () ()	4,163.	4,625.	6,243.
	31"	72"	29"	GHPJ(L/R)TF7231 () () () () () ()	4,268.	4,743.	6,401.
	31"	78"	29"	GHPJ(L/R)TF7831 () () () () () ()	4,373.	4,859.	6,559.
	31"	84"	29"	GHPJ(L/R)TF8431 () () () () () ()	4,478.	4,976.	6,726.
	37"	66"	29"	GHPJ(L/R)TF6637 () () () () () ()	4,288.	4,764.	6,431.
	37"	72"	29"	GHPJ(L/R)TF7237 () () () () () ()	4,396.	4,884.	6,594.
	37"	78"	29"	GHPJ(L/R)TF7837 () () () () () ()	4,504.	5,005.	6,757.
	37"	84"	29"	GHPJ(L/R)TF8437 () () () () () ()	4,613.	5,125.	6,918.

note: worksurface section over pedestal is veneer.

Order Code	Specification Information	Application Notes
Example: GHPJLTF6631	To order specify pattern number including:	5. Pull finish if applicable
G Graham Collection	• Letter or legal width pedestal, T for letter width, G for legal width embedded in pattern number.	6. Drawer interior W - Default for wood drawers
HP Leather surface peninsula	• Options:	7. Lock L - Lock N - No lock
J BBF	1. Finish, wood (secondary and subtop, support) V1,V2,V3	8. Lock finish if applicable
(L/R) Pedestal left or right side	2. Finish, leather (primary worksurface)	Upcharge applicable for: P1 - pulls, add \$267 list P3 - pulls, add \$162 list P4 - pulls, add \$218 list
(T/G) Letter/ legal width pedestal	3. Edge profile E1 - Float only	
F Flush modesty	4. Pull P1 - Integral P2 - Metal tab pull P3 - Leather tab pull P4 - Flip pull P5 - Box pull	
66 Width		
31 Depth		
V312 Finish, wood		
H800 Finish, Nero		
E1 Edge profile		
P1 Pull, Integral		
W Wood drawer interiors		
L Lock option, lock		
B Lock finish		

Full flush modesty, finished both sides.

Primary surface material split between leather and veneer. Veneer section same width as letter or legal width pedestal as specified and remaining section of primary surface leather wrapped. Subtop veneer all around perimeter.

See edge details for overhangs.

Due to E1 and E2 edge profile with user and approach side overhangs, peninsulas should be used in T-configurations only. Subtop extends beyond primary worksurface for mating at non-support end.

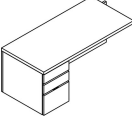
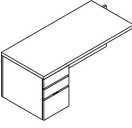
Hardware for top to top connection included.

Assembly required, ships knock-down.

Worksurface stiffeners recommended to provide additional support for open spans greater than 48" w. See page 166.

Rectilinear peninsula

BBF support and stepped modesty

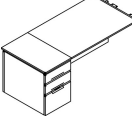
description	depth	width	height	pattern no.	V1	V2	V3
 <p>Peninsula, rect wood top BBF & stepped modesty, letter</p> <p><i>left hand shown</i></p>	31"	66"	29"	GRPJ(L/R)TR6631 () () () () () ()	\$3,542.	\$3,936.	\$5,313.
	31"	72"	29"	GRPJ(L/R)TR7231 () () () () () ()	3,593.	3,992.	5,388.
	31"	78"	29"	GRPJ(L/R)TR7831 () () () () () ()	3,645.	4,050.	5,465.
	31"	84"	29"	GRPJ(L/R)TR8431 () () () () () ()	3,697.	4,107.	5,543.
	37"	66"	29"	GRPJ(L/R)TR6637 () () () () () ()	3,645.	4,050.	5,465.
	37"	72"	29"	GRPJ(L/R)TR7237 () () () () () ()	3,698.	4,108.	5,546.
	37"	78"	29"	GRPJ(L/R)TR7837 () () () () () ()	3,750.	4,167.	5,625.
	37"	84"	29"	GRPJ(L/R)TR8437 () () () () () ()	3,804.	4,226.	5,706.
 <p>Peninsula, rect wood top BBF & stepped modesty, legal</p> <p><i>left hand shown</i></p>	31"	66"	29"	GRPJ(L/R)GR6631 () () () () () ()	3,542.	3,936.	5,313.
	31"	72"	29"	GRPJ(L/R)GR7231 () () () () () ()	3,593.	3,992.	5,388.
	31"	78"	29"	GRPJ(L/R)GR7831 () () () () () ()	3,645.	4,050.	5,465.
	31"	84"	29"	GRPJ(L/R)GR8431 () () () () () ()	3,697.	4,107.	5,543.
	37"	66"	29"	GRPJ(L/R)GR6637 () () () () () ()	3,645.	4,050.	5,465.
	37"	72"	29"	GRPJ(L/R)GR7237 () () () () () ()	3,698.	4,108.	5,546.
	37"	78"	29"	GRPJ(L/R)GR7837 () () () () () ()	3,750.	4,167.	5,625.
	37"	84"	29"	GRPJ(L/R)GR8437 () () () () () ()	3,804.	4,226.	5,706.

Runoffs

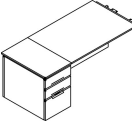
Order Code	Specification Information	Application Notes
Example: GRPJLTR6631	To order specify pattern number including:	Stepped modesty inset 6" approach side in knee space area; finished.
G Graham Collection	• Letter or legal width pedestal, T for letter width, G for legal width embedded in pattern number.	See edge details for overhangs.
RP Rectilinear peninsula	• Options:	Due to E1 and E2 edge profile with user and approach side overhangs, peninsulas should be used in T-configurations only. Subtop extends beyond primary worksurface for mating at non-support end.
J BBF	1. Finish, wood V1,V2,V3	Hardware for top to top connection included.
(L/R) Pedestal left or right side	2. Edge profile E1 - Float E2 - Reverse Bevel E3 - Square (shown)	Assembly required, ships knock-down.
(T/G) Letter or legal width pedestal	3. Grommet GC - Centered GL - Left GR - Right GN - None (shown)	Worksurface stiffeners recommended to provide additional support for open spans greater than 48" w. See page 166.
R Recessed stepped modesty	4. Grommet finish if applicable	
66 Width	5. Pull P1 - Integral (shown) P2 - Metal tab pull P3 - Leather tab pull P4 - Flip pull P5 - Box pull	
31 Depth	6. Pull finish if applicable	
V312 Finish, wood	7. Drawer interior W - Default for wood drawers	
E3 Edge profile	8. Lock L - Lock N - No lock	
GC Grommet location	9. Lock finish if applicable	
PA Grommet finish	Upcharge applicable for: E2 - edge profile, add \$310 list P1 - pulls, add \$267 list P3 - pulls, add \$162 list P4 - pulls, add \$218 list	
P1 Pull, Integral		
W Wood drawer interiors		
L Lock option, lock		
B Lock finish		

Rectilinear peninsula

BBF support and stepped modesty, leather wrapped top

description	depth	width	height	pattern no.	V1	V2	V3
 Peninsula, leather wrap & wood top BBF & stepped modesty, letter <i>left hand shown</i>	31"	66"	29"	GHPJ(L/R)TR6631 () () () () () ()	\$4,279.	\$4,754.	\$6,419.
	31"	72"	29"	GHPJ(L/R)TR7231 () () () () () ()	4,385.	4,872.	6,577.
	31"	78"	29"	GHPJ(L/R)TR7831 () () () () () ()	4,493.	4,990.	6,737.
	31"	84"	29"	GHPJ(L/R)TR8431 () () () () () ()	4,599.	5,110.	6,897.
	37"	66"	29"	GHPJ(L/R)TR6637 () () () () () ()	4,402.	4,893.	6,604.
	37"	72"	29"	GHPJ(L/R)TR7237 () () () () () ()	4,512.	5,014.	6,769.
	37"	78"	29"	GHPJ(L/R)TR7837 () () () () () ()	4,622.	5,136.	6,933.
	37"	84"	29"	GHPJ(L/R)TR8437 () () () () () ()	4,731.	5,257.	7,098.

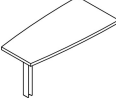
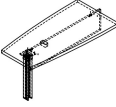
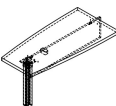
note: worksurface section over pedestal is veneer

description	depth	width	height	pattern no.	V1	V2	V3
 Peninsula, leather wrap & wood top BBF & stepped modesty, legal <i>left hand shown</i>	31"	66"	29"	GHPJ(L/R)GR6631 () () () () () ()	4,279.	4,754.	6,419.
	31"	72"	29"	GHPJ(L/R)GR7231 () () () () () ()	4,385.	4,872.	6,577.
	31"	78"	29"	GHPJ(L/R)GR7831 () () () () () ()	4,493.	4,990.	6,737.
	31"	84"	29"	GHPJ(L/R)GR8431 () () () () () ()	4,599.	5,110.	6,897.
	37"	66"	29"	GHPJ(L/R)GR6637 () () () () () ()	4,402.	4,893.	6,604.
	37"	72"	29"	GHPJ(L/R)GR7237 () () () () () ()	4,512.	5,014.	6,769.
	37"	78"	29"	GHPJ(L/R)GR7837 () () () () () ()	4,622.	5,136.	6,933.
	37"	84"	29"	GHPJ(L/R)GR8437 () () () () () ()	4,731.	5,257.	7,098.

note: worksurface section over pedestal is veneer

Order Code	Specification Information	Application Notes
Example: GHPJLTR6631	To order specify pattern number including:	Stepped modesty inset 6" approach side in knee space area.
G Graham Collection	<ul style="list-style-type: none"> Letter or legal width pedestal, T for letter width, G for legal width embedded in pattern number. Options: <ol style="list-style-type: none"> Finish, wood (secondary and subtop, support) V1,V2,V3 Finish, leather (primary worksurface) Edge profile E1 - Float only Pull <ul style="list-style-type: none"> P1 - Integral P2 - Metal tab pull P3 - Leather tab pull P4 - Flip pull P5 - Box pull 	Primary surface material split between leather and veneer. Veneer section same width as letter or legal width pedestal as specified and remaining section of primary surface leather wrapped. Subtop veneer all around perimeter.
HP Leather surface peninsula		See edge details for overhangs.
J BBF		Due to E1 and E2 edge profile with user and approach side overhangs, peninsulas should be used in T-configurations only. Subtop extends beyond primary worksurface for mating at non-support end.
(L/R) Pedestal left or right side		Hardware for top to top connection included.
(T/G) Letter/ legal width pedestal		Assembly required, ships knock-down.
R Recessed stepped modesty		Worksurface stiffeners recommended to provide additional support for open spans greater than 48" w. See page 166.
66 Width		
31 Depth		
V312 Finish, wood		
H800 Finish, Nero		
E1 Edge profile		
P1 Pull, Integral		
W Wood drawer interiors		
L Lock option, lock		
B Lock finish		

Bullet peninsula wide flange leg support

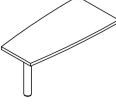
description	depth	width	height	pattern no.	V1	V2	V3
Peninsula, bullet/symmetrical wide flange leg 	30"	60"	29"	GBPW6030 () () () () ()	\$2,097.	\$2,330.	\$3,145.
	30"	66"	29"	GBPW6630 () () () () ()	2,128.	2,365.	3,192.
	30"	72"	29"	GBPW7230 () () () () ()	2,159.	2,399.	3,237.
	30"	78"	29"	GBPW7830 () () () () ()	2,189.	2,432.	3,285.
	30"	84"	29"	GBPW8430 () () () () ()	2,220.	2,467.	3,331.
	36"	66"	29"	GBPW6636 () () () () ()	2,191.	2,435.	3,288.
	36"	72"	29"	GBPW7236 () () () () ()	2,224.	2,472.	3,335.
	36"	78"	29"	GBPW7836 () () () () ()	2,257.	2,506.	3,384.
	36"	84"	29"	GBPW8436 () () () () ()	2,289.	2,541.	3,432.
Peninsula, bullet/symmetrical wide flange leg & 1/2 modesty  <i>left hand shown</i>	30"	60"	29"	GBPWPV(L/R)6030 () () () () ()	2,374.	2,637.	3,562.
	30"	66"	29"	GBPWPV(L/R)6630 () () () () ()	2,429.	2,700.	3,645.
	30"	72"	29"	GBPWPV(L/R)7230 () () () () ()	2,485.	2,760.	3,727.
	30"	78"	29"	GBPWPV(L/R)7830 () () () () ()	2,539.	2,822.	3,809.
	30"	84"	29"	GBPWPV(L/R)8430 () () () () ()	2,595.	2,884.	3,892.
	36"	66"	29"	GBPWPV(L/R)6636 () () () () ()	2,526.	2,805.	3,788.
	36"	72"	29"	GBPWPV(L/R)7236 () () () () ()	2,581.	2,867.	3,871.
	36"	78"	29"	GBPWPV(L/R)7836 () () () () ()	2,637.	2,930.	3,955.
	36"	84"	29"	GBPWPV(L/R)8436 () () () () ()	2,694.	2,992.	4,039.
Peninsula, bullet/symmetrical wide flange leg 1/2 hgt fabric wrapped modesty  <i>left hand shown</i>	30"	60"	29"	GBPWPF(L/R)6030 () () () () ()	2,786.	3,096.	4,179.
	30"	66"	29"	GBPWPF(L/R)6630 () () () () ()	2,851.	3,167.	4,274.
	30"	72"	29"	GBPWPF(L/R)7230 () () () () ()	2,912.	3,235.	4,368.
	30"	78"	29"	GBPWPF(L/R)7830 () () () () ()	2,977.	3,307.	4,465.
	30"	84"	29"	GBPWPF(L/R)8430 () () () () ()	3,039.	3,376.	4,559.
	36"	66"	29"	GBPWPF(L/R)6636 () () () () ()	2,914.	3,237.	4,372.
	36"	72"	29"	GBPWPF(L/R)7236 () () () () ()	2,978.	3,308.	4,467.
	36"	78"	29"	GBPWPF(L/R)7836 () () () () ()	3,041.	3,379.	4,563.
	36"	84"	29"	GBPWPF(L/R)8436 () () () () ()	3,107.	3,450.	4,659.

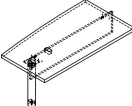
Runoffs

Order Code	Specification Information	Application Notes
Example: GBPW6030	To order specify pattern number including:	5. Leg finish
G Graham Collection	1. Finish, wood V1,V2,V3	6. Leveling shroud finish
BP Bullet peninsula	2. Edge profile E1 - Float E2 - Reverse Bevel E3 - Square	7. Fabric finish if applicable for 1/2 height fabric wrapped modesty.
W Wide flange leg	3. Grommet GC - Centered GN - None	Upcharge applicable for: E2 - edge profile, add \$310 list
60 Width	4. Grommet finish if applicable	
30 Depth		
V312 Finish, wood		
E3 Edge profile		
GC Grommet location		
PA Grommet finish		
111 Leg finish		
111 Shroud finish		

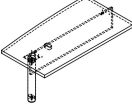
Hardware for top to top connection included.
 2" leg height adjustability achieved at top of leg; between leg-to-worksurface connection.
 Assembly required.
 Worksurface stiffeners recommended to provide additional support for open spans greater than 48" w. See page 166.
 Peninsulas with E1 or E2 edge profile are designed for T-configurations only. Subtop extends beyond primary worksurface for mating at non-support end.

Bullet peninsula cylindrical leg support

description	depth	width	height	pattern no.	V1	V2	V3
Peninsula, bullet/symmetrical cylindrical leg 	30"	60"	29"	GBPC6030 () () () () () ()	\$2,112.	\$2,346.	\$3,168.
	30"	66"	29"	GBPC6630 () () () () () ()	2,142.	2,380.	3,214.
	30"	72"	29"	GBPC7230 () () () () () ()	2,174.	2,416.	3,260.
	30"	78"	29"	GBPC7830 () () () () () ()	2,205.	2,450.	3,307.
	30"	84"	29"	GBPC8430 () () () () () ()	2,236.	2,484.	3,354.
	36"	66"	29"	GBPC6636 () () () () () ()	2,208.	2,453.	3,310.
	36"	72"	29"	GBPC7236 () () () () () ()	2,239.	2,487.	3,359.
	36"	78"	29"	GBPC7836 () () () () () ()	2,269.	2,523.	3,406.
	36"	84"	29"	GBPC8436 () () () () () ()	2,302.	2,558.	3,453.

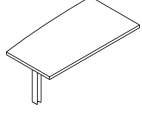
Peninsula, bullet/symmetrical cylindrical leg & 1/2 modesty  <i>left hand shown</i>	30"	60"	29"	GBPCPV(L/R)6030 () () () () () ()	2,389.	2,656.	3,583.
	30"	66"	29"	GBPCPV(L/R)6630 () () () () () ()	2,445.	2,715.	3,666.
	30"	72"	29"	GBPCPV(L/R)7230 () () () () () ()	2,499.	2,777.	3,748.
	30"	78"	29"	GBPCPV(L/R)7830 () () () () () ()	2,554.	2,837.	3,832.
	30"	84"	29"	GBPCPV(L/R)8430 () () () () () ()	2,611.	2,901.	3,916.
	36"	66"	29"	GBPCPV(L/R)6636 () () () () () ()	2,539.	2,822.	3,809.
	36"	72"	29"	GBPCPV(L/R)7236 () () () () () ()	2,595.	2,884.	3,892.
	36"	78"	29"	GBPCPV(L/R)7836 () () () () () ()	2,651.	2,946.	3,977.
	36"	84"	29"	GBPCPV(L/R)8436 () () () () () ()	2,708.	3,008.	4,061.

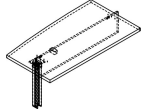
note: modesty same finish as primary top

Peninsula, bullet/symmetrical cylindrical leg 1/2 hgt fabric wrapped modesty  <i>left hand shown</i>	30"	60"	29"	GBPCPF(L/R)6030 () () () () () ()	2,801.	3,112.	4,201.
	30"	66"	29"	GBPCPF(L/R)6630 () () () () () ()	2,863.	3,182.	4,297.
	30"	72"	29"	GBPCPF(L/R)7230 () () () () () ()	2,927.	3,252.	4,391.
	30"	78"	29"	GBPCPF(L/R)7830 () () () () () ()	2,991.	3,324.	4,486.
	30"	84"	29"	GBPCPF(L/R)8430 () () () () () ()	3,055.	3,394.	4,581.
	36"	66"	29"	GBPCPF(L/R)6636 () () () () () ()	2,929.	3,254.	4,393.
	36"	72"	29"	GBPCPF(L/R)7236 () () () () () ()	2,992.	3,325.	4,487.
	36"	78"	29"	GBPCPF(L/R)7836 () () () () () ()	3,059.	3,397.	4,586.
	36"	84"	29"	GBPCPF(L/R)8436 () () () () () ()	3,119.	3,467.	4,681.

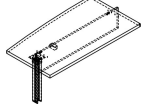
Order Code	Specification Information	Application Notes
Example: GBPC6030	To order specify pattern number including:	Hardware for top to top connection included.
G Graham Collection	1. Finish, wood V1, V2, V3	Assembly required.
BP Bullet peninsula	2. Edge profile E1 - Float E2 - Reverse Bevel E3 - Square	3" dia leg ships when E1 or E2 edge profile selected; 4" dia when E3 edge profile selected.
C Column leg	3. Grommet GC - Centered GN - None	2" leg height adjustability achieved at top of leg; between leg-to-worksurface connection.
60 Width	4. Grommet finish if applicable	Worksurface stiffeners recommended to provide additional support for open spans greater than 48" w. See page 166.
30 Depth	5. Finish, leg column plated or leather wrapped	Peninsulas with E1 or E2 edge profile are designed for T-configurations only. Subtop extends beyond primary worksurface for mating at non-support end.
V312 Finish, wood	6. Finish leg base cap plated	
E3 Edge profile	7. Finish, inner tube of column leg 111 - Default black	
GC Grommet location	8. Fabric finish if applicable for 1/2 height fabric wrapped modesty.	
PA Grommet finish	Upcharge applicable for: E2 - edge profile, add \$310 list	
PA Leg finish	Leather wrapped column leg, add \$327 list	
PA Leg base cap finish		
111 Inner leg finish		

Curved Wedge peninsula wide flange leg support

description	depth	width	height	pattern no.	V1	V2	V3
Peninsula, bullet/curved wedge asymmetrical wide flange leg  left hand shown	26"/30"	60"	29"	GAPW(L/R)6030 () () () () ()	\$1,933.	\$2,147.	\$2,899.
	26"/30"	66"	29"	GAPW(L/R)6630 () () () () ()	1,954.	2,171.	2,933.
	32"/36"	66"	29"	GAPW(L/R)6636 () () () () ()	1,978.	2,198.	2,967.
	26"/30"	72"	29"	GAPW(L/R)7230 () () () () ()	1,982.	2,204.	2,976.
	32"/36"	72"	29"	GAPW(L/R)7236 () () () () ()	2,007.	2,230.	3,010.
	26"/30"	78"	29"	GAPW(L/R)7830 () () () () ()	2,011.	2,235.	3,017.
	32"/36"	78"	29"	GAPW(L/R)7836 () () () () ()	2,035.	2,261.	3,052.
	26"/30"	84"	29"	GAPW(L/R)8430 () () () () ()	2,041.	2,266.	3,060.
	32"/36"	84"	29"	GAPW(L/R)8436 () () () () ()	2,061.	2,292.	3,094.

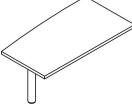
Peninsula, bullet/curved wedge asymmetrical wide flange leg & 1/2 modesty  left hand shown	26"/30"	60"	29"	GAPWPV(L/R)6030 () () () () ()	2,264.	2,515.	3,397.
	26"/30"	66"	29"	GAPWPV(L/R)6630 () () () () ()	2,289.	2,541.	3,432.
	32"/36"	66"	29"	GAPWPV(L/R)6636 () () () () ()	2,310.	2,567.	3,466.
	26"/30"	72"	29"	GAPWPV(L/R)7230 () () () () ()	2,340.	2,600.	3,512.
	32"/36"	72"	29"	GAPWPV(L/R)7236 () () () () ()	2,365.	2,627.	3,545.
	26"/30"	78"	29"	GAPWPV(L/R)7830 () () () () ()	2,392.	2,659.	3,590.
	32"/36"	78"	29"	GAPWPV(L/R)7836 () () () () ()	2,416.	2,683.	3,623.
	26"/30"	84"	29"	GAPWPV(L/R)8430 () () () () ()	2,446.	2,716.	3,670.
	32"/36"	84"	29"	GAPWPV(L/R)8436 () () () () ()	2,468.	2,743.	3,702.

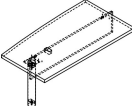
note: modesty same finish as primary top

Peninsula, bullet/curved wedge asymmetrical wide flange leg & 1/2 fabric wrapped modesty  left hand shown	26"/30"	60"	29"	GAPWPF(L/R)6030 () () () () ()	2,655.	2,949.	3,980.
	26"/30"	66"	29"	GAPWPF(L/R)6630 () () () () ()	2,676.	2,975.	4,016.
	32"/36"	66"	29"	GAPWPF(L/R)6636 () () () () ()	2,701.	3,001.	4,051.
	26"/30"	72"	29"	GAPWPF(L/R)7230 () () () () ()	2,739.	3,042.	4,106.
	32"/36"	72"	29"	GAPWPF(L/R)7236 () () () () ()	2,760.	3,067.	4,141.
	26"/30"	78"	29"	GAPWPF(L/R)7830 () () () () ()	2,797.	3,109.	4,196.
	32"/36"	78"	29"	GAPWPF(L/R)7836 () () () () ()	2,822.	3,135.	4,232.
	26"/30"	84"	29"	GAPWPF(L/R)8430 () () () () ()	2,858.	3,175.	4,287.
	32"/36"	84"	29"	GAPWPF(L/R)8436 () () () () ()	2,881.	3,201.	4,321.

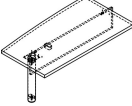
Order Code	Specification Information	Application Notes
Example: GAPWL6030	To order specify pattern number including:	5. Leg finish
G Graham Collection	1. Finish, wood V1,V2,V3	6. Leveling shroud finish
AP Asymmetrical peninsula	2. Edge profile E1 - Float E2 - Reverse Bevel E3 - Square	7. Fabric finish if applicable for 1/2 height fabric wrapped modesty.
W Wide flange leg	3. Grommet GC - Centered GN - None	Upcharge applicable for: E2 - edge profile, add \$310 list
(L/R) Left or right hand	4. Grommet finish if applicable	Hardware for top to top connection included.
60 Width		2" leg height adjustability achieved at top of leg; between leg-to-worksurface connection.
30 Depth		Assembly required.
V312 Finish, wood		Worksurface stiffeners recommended to provide additional support for open spans greater than 48" w. See page 166.
E3 Edge profile		Peninsulas with E1 or E2 edge profile are designed for T-configurations only. Subtop extends beyond primary worksurface for mating at non-support end.
GC Grommet location		
PA Grommet finish		
111 Leg finish		
111 Shroud finish		

Curved Wedge peninsula cylindrical leg support

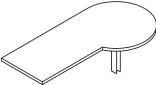
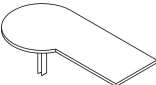
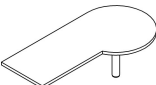
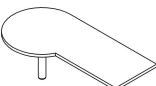
description	depth	width	height	pattern no.	V1	V2	V3
Peninsula, bullet/curved wedge asymmetrical cylindrical leg  left hand shown	26"/30"	60"	29"	GAPC(L/R)6030 () () () () ()	\$1,946.	\$2,163.	\$2,920.
	26"/30"	66"	29"	GAPC(L/R)6630 () () () () ()	1,971.	2,189.	2,954.
	32"/36"	66"	29"	GAPC(L/R)6636 () () () () ()	1,993.	2,215.	2,990.
	26"/30"	72"	29"	GAPC(L/R)7230 () () () () ()	2,000.	2,221.	2,997.
	32"/36"	72"	29"	GAPC(L/R)7236 () () () () ()	2,021.	2,246.	3,033.
	26"/30"	78"	29"	GAPC(L/R)7830 () () () () ()	2,025.	2,251.	3,039.
	32"/36"	78"	29"	GAPC(L/R)7836 () () () () ()	2,050.	2,277.	3,074.
	26"/30"	84"	29"	GAPC(L/R)8430 () () () () ()	2,054.	2,283.	3,082.
	32"/36"	84"	29"	GAPC(L/R)8436 () () () () ()	2,079.	2,309.	3,117.

Peninsula, bullet/curved wedge asymmetrical cylindrical leg & 1/2 modesty  left hand shown	26"/30"	60"	29"	GAPCPV(L/R)6030 () () () () ()	2,280.	2,533.	3,418.
	26"/30"	66"	29"	GAPCPV(L/R)6630 () () () () ()	2,302.	2,558.	3,453.
	32"/36"	66"	29"	GAPCPV(L/R)6636 () () () () ()	2,327.	2,585.	3,488.
	26"/30"	72"	29"	GAPCPV(L/R)7230 () () () () ()	2,355.	2,618.	3,534.
	32"/36"	72"	29"	GAPCPV(L/R)7236 () () () () ()	2,378.	2,642.	3,567.
	26"/30"	78"	29"	GAPCPV(L/R)7830 () () () () ()	2,407.	2,674.	3,610.
	32"/36"	78"	29"	GAPCPV(L/R)7836 () () () () ()	2,430.	2,701.	3,647.
	26"/30"	84"	29"	GAPCPV(L/R)8430 () () () () ()	2,460.	2,735.	3,689.
	32"/36"	84"	29"	GAPCPV(L/R)8436 () () () () ()	2,484.	2,759.	3,725.

note: modesty same finish as primary top





Peninsula, bullet/curved wedge asymmetrical cylindrical leg & 1/2 fabric wrapped modesty  left hand shown	26"/30"	60"	29"	GAPCPF(L/R)6030 () () () () ()	2,669.	2,965.	4,002.
	26"/30"	66"	29"	GAPCPF(L/R)6630 () () () () ()	2,693.	2,991.	4,036.
	32"/36"	66"	29"	GAPCPF(L/R)6636 () () () () ()	2,715.	3,017.	4,073.
	26"/30"	72"	29"	GAPCPF(L/R)7230 () () () () ()	2,752.	3,059.	4,129.
	32"/36"	72"	29"	GAPCPF(L/R)7236 () () () () ()	2,776.	3,084.	4,164.
	26"/30"	78"	29"	GAPCPF(L/R)7830 () () () () ()	2,813.	3,124.	4,219.
	32"/36"	78"	29"	GAPCPF(L/R)7836 () () () () ()	2,834.	3,150.	4,255.
	26"/30"	84"	29"	GAPCPF(L/R)8430 () () () () ()	2,872.	3,192.	4,310.
	32"/36"	84"	29"	GAPCPF(L/R)8436 () () () () ()	2,897.	3,219.	4,345.

Order Code	Specification Information	Application Notes
Example: GAPCL6030	To order specify pattern number including:	5. Finish, leg column plated or leather wrapped
G Graham Collection	1. Finish, wood V1,V2,V3	6. Finish leg base cap plated.
AP Asymmetrical peninsula	2. Edge profile E1 - Float E2 - Reverse Bevel E3 - Square	7. Finish, inner tube of column leg 111 - Default black
C Column leg	3. Grommet GC - Centered GN - None	8. Fabric finish if applicable for 1/2 height fabric wrapped modesty.
(L/R) Left or right hand	4. Grommet finish if applicable	Upcharge applicable for: E2 - edge profile, add \$310 list Leather wrapped column leg, add \$327 list
60 Width		Hardware for top to top connection included.
30 Depth		3" dia leg ships when E1 or E2 edge profile selected; 4" dia when E3 edge profile selected.
V312 Finish, wood		2" leg height adjustability achieved at top of leg; between leg-to-worksurface connection.
E3 Edge profile		Assembly required.
GC Grommet location		Worksurface stiffeners recommended to provide additional support for open spans greater than 48" w. See page 166.
PA Grommet finish		Peninsulas with E1 or E2 edge profile are designed for T-configurations only. Subtop extends beyond primary worksurface for mating at non-support end.
PA Leg finish		
PA Leg base cap finish		
111 Inner leg finish		

description	depth	width	height	pattern no.	V1	V2	V3
Peninsula, P top, wide flange leg 	30"	84"	29"	GPPW8430 () () () () ()	\$2,601.	\$2,889.	\$3,902.
	30"	96"	29"	GPPW9630 () () () () ()	2,667.	2,963.	4,000.
Peninsula, 9 top, wide flange leg 	30"	84"	29"	GP9W8430 () () () () ()	2,601.	2,889.	3,902.
	30"	96"	29"	GP9W9630 () () () () ()	2,667.	2,963.	4,000.
Peninsula, P top, cylindrical leg 	30"	84"	29"	GPPC8430 () () () () ()	2,615.	2,906.	3,923.
	30"	96"	29"	GPPC9630 () () () () ()	2,681.	2,979.	4,023.
Peninsula, 9 top, cylindrical leg 	30"	84"	29"	GP9C8430 () () () () ()	2,615.	2,906.	3,923.
	30"	96"	29"	GP9C9630 () () () () ()	2,681.	2,979.	4,023.


Runoffs

Order Code	Specification Information	Application Notes
Example: GPPW8430	To order specify pattern number including:	Peninsulas with E1 or E2 edge profile are designed for T-configurations only. Subtop extends beyond primary worksurface for mating at flat end. Hardware for top to top connection included. Assembly required. 3" dia leg ships when E1 or E2 edge profile selected; 4" dia when E3 edge is selected. 2" leg height adjustability achieved at top of leg; between let-to-worksurface connection. Worksurface stiffeners recommended to provide additional support for open spans greater than 48"w. See page 166.
G Graham Collection	1. Finish, wood V1, V2, V3 2. Edge profile E1 - Float E2 - Reverse Bevel E3 - Square 3. Grommet GC - Centered GL - Left GR - Right GN - None 4. Grommet finish if applicable	
PP Peninsula, P top		
W Wide flange leg		
84 Width		
30 Depth		
V312 Finish, wood		
E3 Edge profile		
GC Grommet location		
PA Grommet finish		
PA Leg finish		
PA Shroud finish		
	5. Leg finish if wide flange: plated or painted black if cylindrical: plated or leather wrapped	
	6. Finish, leg base cap for cylindrical or finish, leveling shroud for wide flange.	
	7. Finish, inner tube of column leg 111 - Default black	
	Upcharge applicable for: E2 - edge profile, add \$329 list Leather wrapped column leg, add \$327 list	


description	depth	width	height	pattern no.	V1	V2	V3
Bridge top 	20"	48"		GSBN4820 () () ()	\$698.	\$776.	\$1,049.
	20"	54"		GSBN5420 () () ()	727.	808.	1,091.
	24"	48"		GSBN4824 () () ()	698.	776.	1,049.
	24"	54"		GSBN5424 () () ()	727.	808.	1,091.
Bridge top with flush modesty modesty unfinished outside 	20"	48"	29"	GSBFU4820 () () ()	1,017.	1,130.	1,524.
	20"	54"	29"	GSBFU5420 () () ()	1,046.	1,162.	1,567.
	24"	48"	29"	GSBFU4824 () () ()	1,017.	1,130.	1,524.
	24"	54"	29"	GSBFU5424 () () ()	1,046.	1,162.	1,567.
Bridge top with flush modesty modesty finished both sides 	21"	48"	29"	GSBFF4821 () () ()	1,154.	1,282.	1,731.
	21"	54"	29"	GSBFF5421 () () ()	1,182.	1,314.	1,773.
	25"	48"	29"	GSBFF4825 () () ()	1,154.	1,282.	1,731.
	25"	54"	29"	GSBFF5425 () () ()	1,182.	1,314.	1,773.
Bridge top, recessed modesty w/hinged modesty access to wall 	24"	48"	29"	GSBRH4824 () () ()	1,361.	1,513.	2,043.
	24"	54"	29"	GSBRH5424 () () ()	1,429.	1,587.	2,142.
	30"	48"	29"	GSBRH4830 () () ()	1,383.	1,536.	2,075.
	30"	54"	29"	GSBRH5430 () () ()	1,448.	1,609.	2,173.

Order Code	Specification Information	Application Notes
Example: GSBN4820	To order specify pattern number including:	Hardware for top to top connection included.
G Graham Collection	1. Finish, wood V1,V2,V3	Worksurface stiffeners recommended to provide additional support for open spans greater than 48" w. See page 166.
SB Straight bridge	2. Edge profile E1 - Float E2 - Reverse Bevel E3 - Square	Assembly required.
N No modesty	3. Grommet GC - Centered GW - Edge grommet (not optional for bridges with flush modesty) GN - None	Recessed hinged modesty option for wall access. Concealed hinges allow 180° rotation of the upper half of modesty downwards. Hinged modesty short 3 1/4" below worksurface for wire access.
48 Width	4. Grommet finish if applicable	Upcharge applicable for: E2 - edge profile, add \$187 list
20 Depth		
V312 Finish, wood		
E3 Edge profile		
GC Grommet location		
PA Grommet finish		

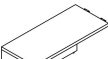
Returns end panel

description	depth	width	height	pattern no.	V1	V2	V3
 Return, L base support	24"	36"	29"	GRL(L/R)3624 () () ()	\$1,333.	\$1,481.	\$2,000.
	24"	42"	29"	GRL(L/R)4224 () () ()	1,361.	1,513.	2,043.
	24"	48"	29"	GRL(L/R)4824 () () ()	1,389.	1,544.	2,085.
	24"	54"	29"	GRL(L/R)5424 () () ()	1,419.	1,575.	2,128.

left hand shown

 Return with flush modesty modesty unfinished outside	24"	36"	29"	GRE(L/R)UF3624 () () ()	1,604.	1,782.	2,407.
	24"	42"	29"	GRE(L/R)UF4224 () () ()	1,634.	1,815.	2,450.
	24"	48"	29"	GRE(L/R)UF4824 () () ()	1,662.	1,846.	2,494.
	24"	54"	29"	GRE(L/R)UF5424 () () ()	1,690.	1,878.	2,536.

left hand shown

 Return with flush modesty modesty finished both sides	25"	36"	29"	GRE(L/R)FF3625 () () ()	1,743.	1,936.	2,614.
	25"	42"	29"	GRE(L/R)FF4225 () () ()	1,770.	1,968.	2,658.
	25"	48"	29"	GRE(L/R)FF4825 () () ()	1,800.	2,000.	2,700.
	25"	54"	29"	GRE(L/R)FF5425 () () ()	1,829.	2,032.	2,742.

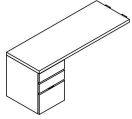
left hand shown

Order Code	Specification Information	Application Notes
Example: GRL3624	To order specify pattern number including:	Hardware for top to top connection included.
G Graham Collection	1. Finish, wood V1, V2, V3	Assembly required.
R Return	2. Edge profile E1 - Float E2 - Reverse Bevel E3 - Square	Upcharge applicable for: E2 - edge profile, add \$187 list
L Leg base support	3. Grommet GC - Centered GL - Left GR - Right GW - Edge * GN - None	Worksurface stiffeners recommended to provide additional support for open spans greater than 48" w. See page 166.
(L/R) Left or right hand	*Edge grommet not optional for bridges with flush modesty option.	
36 Width	4. Grommet finish if applicable	
24 Depth		
V312 Finish, wood		
E3 Edge profile		
GC Grommet location		
PA Grommet finish		

Returns

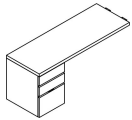
BBF storage, no modesty panel

description	depth	width	height	pattern no.	V1	V2	V3
Return w/BBF, letter width, unfinished back no modesty	24"	54"	29"	GRJ(L/R)TUN5424 () () () () () () () ()	\$2,702.	\$3,002.	\$4,052.
	24"	60"	29"	GRJ(L/R)TUN6024 () () () () () () () ()	2,723.	3,028.	4,087.
	24"	66"	29"	GRJ(L/R)TUN6624 () () () () () () () ()	2,747.	3,052.	4,121.



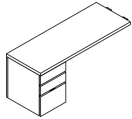
left hand shown

Return w/BBF, legal width, unfinished back no modesty	24"	54"	29"	GRJ(L/R)GUN5424 () () () () () () () ()	2,702.	3,002.	4,052.
	24"	60"	29"	GRJ(L/R)GUN6024 () () () () () () () ()	2,723.	3,028.	4,087.
	24"	66"	29"	GRJ(L/R)GUN6624 () () () () () () () ()	2,747.	3,052.	4,121.



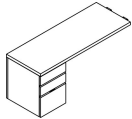
left hand shown

Return w/BBF, letter width, finished outside back no modesty	25"	54"	29"	GRJ(L/R)TFN5425 () () () () () () () ()	2,878.	3,197.	4,315.
	25"	60"	29"	GRJ(L/R)TFN6025 () () () () () () () ()	2,901.	3,223.	4,350.
	25"	66"	29"	GRJ(L/R)TFN6625 () () () () () () () ()	2,923.	3,248.	4,385.



left hand shown

Return w/BBF, legal width, finished outside back no modesty	25"	54"	29"	GRJ(L/R)GFN5425 () () () () () () () ()	2,878.	3,197.	4,315.
	25"	60"	29"	GRJ(L/R)GFN6025 () () () () () () () ()	2,901.	3,223.	4,350.
	25"	66"	29"	GRJ(L/R)GFN6625 () () () () () () () ()	2,923.	3,248.	4,385.



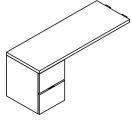
left hand shown

Order Code	Specification Information	Application Notes
Example: GRJLTUN5424	To order specify pattern number including:	5. Pull P1 - Integral P2 - Metal tab pull P3 - Leather tab pull P4 - Flip pull P5 - Box pull
G Graham Collection	1. Finish, wood V1,V2,V3	Optional letter or legal wide pedestals, T for letter width, G for legal width embedded in pattern number.
R Return	2. Edge profile E1 - Float E2 - Reverse Bevel E3 - Square	Hardware for top to top connection included.
J BBF	3. Grommet GC - Centered GL - Left GR - Right GW - Edge * GN - Nnone *Edge grommet not optional for returns with finished pedestal back.	Assembly required, ships knock-down.
(L/R) Pedestal left or right side	4. Finish, grommet if applicable	7. Drawer interior W - Default for wood drawer interior
(T/G) Letter/legal width pedestal		8. Lock L - Lock N - No lock
U Unfinished back		9. Lock finish if applicable
N No modesty		Upcharge applicable for: E2 - edge profile, add \$187 list P1 - pulls, add \$267 list P3 - pulls, add \$162 list P4 - pulls, add \$218 list
54 Width		
24 Depth		
V312 Finish, wood		
E3 Edge profile		
GC Grommet location		
PA Grommet finish		
P1 Pull, Integral		
W Wood drawer interiors		
L Lock option, lock		
B Lock finish		

Returns

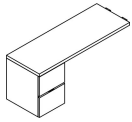
FF storage, no modesty panel

description	depth	width	height	pattern no.	V1	V2	V3
Return w/FF, letter width, unfinished back no modesty	24"	54"	29"	GRK(L/R)TUN5424 () () () () () () ()	\$2,456.	\$2,729.	\$3,683.
	24"	60"	29"	GRK(L/R)TUN6024 () () () () () () ()	2,477.	2,752.	3,717.
	24"	66"	29"	GRK(L/R)TUN6624 () () () () () () ()	2,500.	2,778.	3,750.



left hand shown

Return w/FF, legal width, unfinished back no modesty	24"	54"	29"	GRK(L/R)GUN5424 () () () () () () ()	2,456.	2,729.	3,683.
	24"	60"	29"	GRK(L/R)GUN6024 () () () () () () ()	2,477.	2,752.	3,717.
	24"	66"	29"	GRK(L/R)GUN6624 () () () () () () ()	2,500.	2,778.	3,750.



left hand shown

Return w/FF, letter width, finished outside back no modesty	25"	54"	29"	GRK(L/R)TFN5425 () () () () () () ()	2,631.	2,923.	3,946.
	25"	60"	29"	GRK(L/R)TFN6025 () () () () () () ()	2,655.	2,949.	3,980.
	25"	66"	29"	GRK(L/R)TFN6625 () () () () () () ()	2,675.	2,974.	4,015.

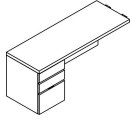
Return w/FF, legal width, finished outside back no modesty	25"	54"	29"	GRK(L/R)GFN5425 () () () () () () ()	2,631.	2,923.	3,946.
	25"	60"	29"	GRK(L/R)GFN6025 () () () () () () ()	2,655.	2,949.	3,980.
	25"	66"	29"	GRK(L/R)GFN6625 () () () () () () ()	2,675.	2,974.	4,015.

Order Code	Specification Information	Application Notes
Example: GRKLTUN5424	To order specify pattern number including:	5. Pull
G Graham Collection	1. Finish, wood V1,V2,V3	P1 - Integral
R Return	2. Edge profile	P2 - Metal tab pull
K FF	E1 - Float	P3 - Leather tab pull
(L/R) Pedestal left or right side	E2 - Reverse Bevel	P4 - Flip pull
(T/G) Letter/legal width pedestal	E3 - Square	P5 - Box pull
U Unfinished back	3. Grommet	6. Pull, finish if applicable
N No modesty	GC - Centered	7. Drawer interior
54 Width	GL - Left	W - Default for wood drawer interior
24 Depth	GR - Right	8. Lock
V312 Finish, wood	GW - Edge *	L - Lock
E3 Edge profile	GN - None	N - No lock
GC Grommet location	*Edge grommet not optional for returns with finished pedestal back.	9. Lock finish if applicable
PA Grommet finish	4. Finish, grommet if applicable	
P1 Pull, Integral		
W Wood drawer interiors		
L Lock option, lock		
B Lock finish		

Returns

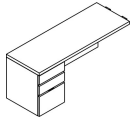
BBF storage, flush modesty panel

description	depth	width	height	pattern no.	V1	V2	V3
Return w/BBF (letter width), unfinished outside flush modesty	24"	54"	29"	GRJ(L/R)TUF5424 () () () () () () () ()	\$2,943.	\$3,271.	\$4,417.
	24"	60"	29"	GRJ(L/R)TUF6024 () () () () () () () ()	2,990.	3,323.	4,485.
	24"	66"	29"	GRJ(L/R)TUF6624 () () () () () () () ()	3,037.	3,374.	4,555.



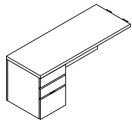
left hand shown

Return w/BBF (legal width), unfinished outside flush modesty	24"	54"	29"	GRJ(L/R)GUF5424 () () () () () () () ()	2,943.	3,271.	4,417.
	24"	60"	29"	GRJ(L/R)GUF6024 () () () () () () () ()	2,990.	3,323.	4,485.
	24"	66"	29"	GRJ(L/R)GUF6624 () () () () () () () ()	3,037.	3,374.	4,555.



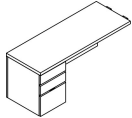
left hand shown

Return w/BBF (letter width), flush modesty finished both sides	25"	54"	29"	GRJ(L/R)TFF5425 () () () () () () () ()	3,118.	3,466.	4,679.
	25"	60"	29"	GRJ(L/R)TFF6025 () () () () () () () ()	3,167.	3,518.	4,749.
	25"	66"	29"	GRJ(L/R)TFF6625 () () () () () () () ()	3,213.	3,570.	4,820.



left hand shown

Return w/BBF (legal width), flush modesty finished both sides	25"	54"	29"	GRJ(L/R)GFF5425 () () () () () () () ()	3,118.	3,466.	4,679.
	25"	60"	29"	GRJ(L/R)GFF6025 () () () () () () () ()	3,167.	3,518.	4,749.
	25"	66"	29"	GRJ(L/R)GFF6625 () () () () () () () ()	3,213.	3,570.	4,820.



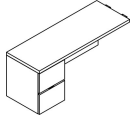
left hand shown

Order Code	Specification Information	Application Notes
Example: GRJLTUF5424	To order specify pattern number including:	5. Pull
G Graham Collection	1. Finish, wood V1, V2, V3	P1 - Integral P2 - Metal tab pull P3 - Leather tab pull P4 - Flip pull P5 - Box pull
R Return	2. Edge profile E1 - Float E2 - Reverse Bevel E3 - Square	6. Pull finish if applicable
J BBF	3. Grommet GC - Centered GL - Left GR - Right GN - None	7. Drawer Interior W - Default for wood drawer interior
(L/R) Pedestal left or right side	4. Grommet finish if applicable	8. Lock L - Lock N - No lock
(T/G) Letter/legal width pedestal		9. Lock finish if applicable
U Unfinished pedestal back and outside modesty		Upcharge applicable for: E2 - edge profile, add \$187 list P1 - pulls, add \$267 list P3 - pulls, add \$162 list P4 - pulls, add \$218 list
F Flush modesty		
54 Width		
24 Depth		
V312 Finish, wood		
E3 Edge profile		
GC Grommet location		
PA Grommet finish		
P1 Pull, Integral		
W Wood drawer interiors		
L Lock option, lock		
B Lock finish		

Returns

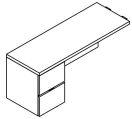
FF storage, flush modesty panel

description	depth	width	height	pattern no.	V1	V2	V3
Return w/FF (letter width), unfinished outside flush modesty	24"	54"	29"	GRK(L/R)TUF5424 () () () () () () () ()	\$2,696.	\$2,995.	\$4,044.
	24"	60"	29"	GRK(L/R)TUF6024 () () () () () () () ()	2,743.	3,047.	4,113.
	24"	66"	29"	GRK(L/R)TUF6624 () () () () () () () ()	2,790.	3,100.	4,184.



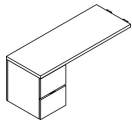
left hand shown

Return w/FF (legal width), unfinished outside flush modesty	24"	54"	29"	GRK(L/R)GUF5424 () () () () () () () ()	2,696.	2,995.	4,044.
	24"	60"	29"	GRK(L/R)GUF6024 () () () () () () () ()	2,743.	3,047.	4,113.
	24"	66"	29"	GRK(L/R)GUF6624 () () () () () () () ()	2,790.	3,100.	4,184.



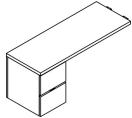
left hand shown

Return w/FF (letter width), flush modesty finished both sides	25"	54"	29"	GRK(L/R)TFF5425 () () () () () () () ()	2,871.	3,191.	4,309.
	25"	60"	29"	GRK(L/R)TFF6025 () () () () () () () ()	2,920.	3,244.	4,378.
	25"	66"	29"	GRK(L/R)TFF6625 () () () () () () () ()	2,964.	3,294.	4,447.



left hand shown

Return w/FF (legal width), flush modesty finished both sides	25"	54"	29"	GRK(L/R)GFF5425 () () () () () () () ()	2,871.	3,191.	4,309.
	25"	60"	29"	GRK(L/R)GFF6025 () () () () () () () ()	2,920.	3,244.	4,378.
	25"	66"	29"	GRK(L/R)GFF6625 () () () () () () () ()	2,964.	3,294.	4,447.



left hand shown

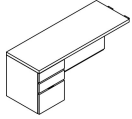
Order Code	Specification Information	Application Notes
Example: GRKLTUF5424	To order specify pattern number including:	5. Pull P1 - Integral P2 - Metal tab pull P3 - Leather tab pull P4 - Flip pull P5 - Box pull
G Graham Collection	1. Finish, wood V1, V2, V3	Optional letter or legal wide pedestals, T for letter width or G for legal width embedded in pattern number.
R Return	2. Edge profile E1 - Float E2 - Reverse Bevel E3 - Square	Hardware for top to top connection included.
K FF	3. Grommet GC - Centered GL - Left GR - Right GN - None	Assembly required, ships knock-down.
(L/R) Pedestal left or right side	4. Grommet finish, if applicable	6. Pull finish if applicable
(T/G) Letter/legal width pedestal		7. Drawer Interior W - Default for wood drawer interior
U Unfinished pedestal back and outside modesty		8. Lock L - Lock N - No lock
F Flush modesty		9. Lock finish if applicable
54 Width		Upcharge applicable for: E2 - edge profile, add \$187 list P1 - pulls, add \$179 list P3 - pulls, add \$109 list P4 - pulls, add \$153 list
24 Depth		
V312 Finish, wood		
E3 Edge profile		
GC Grommet location		
PA Grommet finish		
P1 Pull, Integral		
W Wood drawer interiors		
L Lock option, lock		
B Lock finish		

Returns

BBF and FF storage, recessed modesty with access

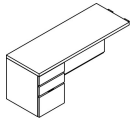
The Graham Collection

description	depth	width	height	pattern no.	V1	V2	V3
Return w/BBF (letter width), recessed modesty w/hinged modesty access to wall	24"	54"	29"	GRJ(L/R)TRH5424 () () () () () () ()	\$3,295.	\$3,660.	\$4,943.
	24"	60"	29"	GRJ(L/R)TRH6024 () () () () () () ()	3,330.	3,700.	4,994.
	24"	66"	29"	GRJ(L/R)TRH6624 () () () () () () ()	3,365.	3,738.	5,048.



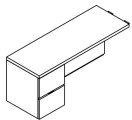
left hand shown

Return w/BBF (legal width), recessed modesty w/hinged modesty access to wall	24"	54"	29"	GRJ(L/R)GRH5424 () () () () () () ()	3,295.	3,660.	4,943.
	24"	60"	29"	GRJ(L/R)GRH6024 () () () () () () ()	3,330.	3,700.	4,994.
	24"	66"	29"	GRJ(L/R)GRH6624 () () () () () () ()	3,365.	3,738.	5,048.



left hand shown

Return w/FF (letter width), recessed modesty w/hinged modesty access to wall	24"	54"	29"	GRK(L/R)TRH5424 () () () () () () ()	3,047.	3,387.	4,573.
	24"	60"	29"	GRK(L/R)TRH6024 () () () () () () ()	3,082.	3,426.	4,623.
	24"	66"	29"	GRK(L/R)TRH6624 () () () () () () ()	3,117.	3,463.	4,676.



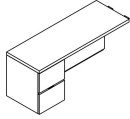
left hand shown

Order Code	Specification Information	Application Notes
Example: GRJLTRH5424	To order specify pattern number including:	5. Pull P1 - Integral P2 - Metal tab pull P3 - Leather tab pull P4 - Flip pull P5 - Box pull
G Graham Collection	1. Finish, wood V1, V2, V3	
R Return	2. Edge profile E1 - Float E2 - Reverse Bevel E3 - Square	6. Pull finish if applicable
J BBF	3. Grommet GC - Centered GL - Left GR - Right GW - Edge GN - None	
(L/R) Pedestal left or right side	4. Grommet finish if applicable	7. Drawer Interior W - Default for wood drawer interior
(T/G) Letter/legal width pedestal		8. Lock L - Lock N - No lock
RH Recessed hinged modesty		9. Lock finish if applicable
54 Width		Recessed modesty hinged for access to wall. Concealed hinges allow 180° rotation of the upper half of modesty downwards. Hinged modesty short 3/4" below worksurface for wire access. Optional letter or legal wide pedestals; T for letter width, G for legal width embedded in pattern number. Assembly required, ships knock-down. Hardware for top to top connection included. Upcharge applicable for: E2 - edge profile, add \$187 list P1 - pulls, add \$267 BBF or \$179 FF P3 - pulls, add \$162 BBF or \$109 FF P4 - pulls, add \$218 BBF or \$145 FF
24 Depth		
V312 Finish, wood		
E3 Edge profile		
GC Grommet location		
PA Grommet finish		
P1 Pull, Integral		
W Wood drawer interiors		
L Lock option, lock		
B Lock finish		

Returns

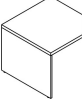
BBF and FF storage, recessed modesty with access

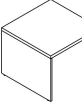
description	depth	width	height	pattern no.	V1	V2	V3
Return w/FF (legal width), recessed modesty w/hinged modesty access to wall	24"	54"	29"	GRK(L/R)GRH5424 () () () () () () ()	\$3,047.	\$3,387.	\$4,573.
	24"	60"	29"	GRK(L/R)GRH6024 () () () () () () ()	3,082.	3,426.	4,623.
	24"	66"	29"	GRK(L/R)GRH6624 () () () () () () ()	3,117.	3,463.	4,676.

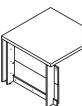


left hand shown

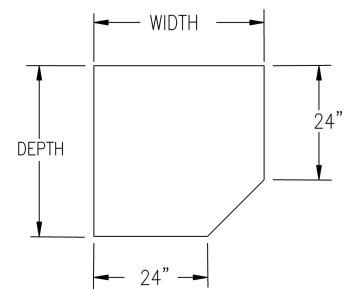
Order Code	Specification Information	Application Notes	
Example: GRJLTRH5424	To order specify pattern number including:	Recessed modesty hinged for access to wall. Concealed hinges allow 180° rotation of the upper half of modesty downwards. Hinged modesty short 3/4" below worksurface for wire access. Optional letter or legal wide pedestals; T for letter width, G for legal width embedded in pattern number. Assembly required, ships knock-down. Hardware for top to top connection included.	
G Graham Collection	1. Finish, wood V1, V2, V3		5. Pull P1 - Integral P2 - Metal tab pull P3 - Leather tab pull P4 - Flip pull P5 - Box pull
R Return			6. Pull finish if applicable
J BBF			
(L/R) Pedestal left or right side	2. Edge profile E1 - Float E2 - Reverse Bevel E3 - Square		8. Lock L - Lock N - No lock
(T/G) Letter/legal width pedestal			
RH Recessed hinged modesty			3. Grommet GC - Centered GL - Left GR - Right GW - Edge GN - None
54 Width	4. Grommet finish if applicable		
24 Depth			
V312 Finish, wood			
E3 Edge profile			
GC Grommet location			
PA Grommet finish			
P1 Pull, Integral			
W Wood drawer interiors			
L Lock option, lock			
B Lock finish			

description	depth	width	height	pattern no.	V1	V2	V3
Straight corner, flush modesty unfinished outside 24" d returns 	36"	36"	29"	GCNSUF363622 () () ()	\$1,561.	\$1,733.	\$2,341.
	36"	42"	29"	GCNSUF364222 () () ()	1,607.	1,787.	2,409.
	36"	48"	29"	GCNSUF364822 () () ()	1,745.	1,938.	2,618.
	42"	36"	29"	GCNSUF423622 () () ()	1,607.	1,787.	2,409.
	42"	42"	29"	GCNSUF424222 () () ()	1,745.	1,938.	2,618.
	42"	48"	29"	GCNSUF424822 () () ()	1,792.	1,991.	2,687.
	48"	36"	29"	GCNSUF483622 () () ()	1,652.	1,836.	2,478.
	48"	42"	29"	GCNSUF484222 () () ()	1,792.	1,991.	2,687.
	48"	48"	29"	GCNSUF484822 () () ()	1,836.	2,041.	2,753.

Straight corner, flush modesty finished both sides 24" d returns 	36"	36"	29"	GCNSFF363622 () () ()	1,720.	1,911.	2,578.
	36"	42"	29"	GCNSFF364222 () () ()	1,765.	1,963.	2,649.
	36"	48"	29"	GCNSFF364822 () () ()	1,902.	2,115.	2,855.
	42"	36"	29"	GCNSFF423622 () () ()	1,765.	1,963.	2,649.
	42"	42"	29"	GCNSFF424222 () () ()	1,902.	2,115.	2,855.
	42"	48"	29"	GCNSFF424822 () () ()	1,950.	2,166.	2,925.
	48"	36"	29"	GCNSFF483622 () () ()	1,810.	2,011.	2,716.
	48"	42"	29"	GCNSFF484222 () () ()	1,950.	2,166.	2,925.
	48"	48"	29"	GCNSFF484822 () () ()	1,997.	2,218.	2,993.

Straight corner, recessed modesty w/hinged access to wall 24" d returns 	36"	36"	29"	GCNSRH(L/R/B)363622 () () ()	1,937.	2,153.	2,906.
	36"	42"	29"	GCNSRH(L/R/B)364222 () () ()	1,971.	2,189.	2,954.
	36"	48"	29"	GCNSRH(L/R/B)364822 () () ()	2,064.	2,295.	3,099.
	42"	36"	29"	GCNSRH(L/R/B)423622 () () ()	1,970.	2,188.	2,953.
	42"	42"	29"	GCNSRH(L/R/B)424222 () () ()	2,064.	2,295.	3,099.
	42"	48"	29"	GCNSRH(L/R/B)424822 () () ()	2,098.	2,331.	3,147.
	48"	36"	29"	GCNSRH(L/R/B)483622 () () ()	2,002.	2,224.	3,003.
	48"	42"	29"	GCNSRH(L/R/B)484222 () () ()	2,098.	2,331.	3,147.
	48"	48"	29"	GCNSRH(L/R/B)484822 () () ()	2,130.	2,367.	3,194.

Order Code	Specification Information	Application Information
Example: GCNSUF363622	To order specify pattern number including:	Recessed modesty hinged for access to wall. Concealed hinges allow 180° rotation of the upper half of modesty downwards. Hinged modesty short 3 1/4" below worksurface for wire access.
G Graham Collection	1. Finish, wood V1, V2, V3	Only use corner tops with returns on both sides.
CN Corner unit	2. Edge profile E1 - Float E2 - Reverse Bevel E3 - Square	Assembly required, ships knock-down.
S Straight front	3. Grommet GC - Center back corner GN - None If recessed hinged modesty left: GW - edge grommet left side If recessed hinged modesty right: GW - edge grommet right side If recessed hinged modesty both: GW - edge grommet both sides Edge grommet center position back edge of worksurface	Upcharge applicable for: E2 - edge profile, add \$138 list
U Unfinished backside modesties		
F Flush modesty		
36 Width		
36 Depth		
2 24" d left return		
2 24" d right return		
V312 Finish, wood		
E3 Edge profile		
GC Grommet location		
PA Grommet finish		
	4. Grommet finish if applicable	

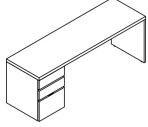


Credenzas for U or L configuration

BBF storage, no modesty panel

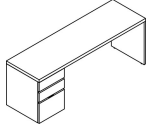
The Graham Collection

description	depth	width	height	pattern no.	V1	V2	V3
Credenza for U or L config w/BBF unfinished back (letter width), no modesty	24"	66"	29"	GCRJ(L/R)TUN6624 () () () () () ()	\$3,212.	\$3,569.	\$4,819.
	24"	72"	29"	GCRJ(L/R)TUN7224 () () () () () ()	3,232.	3,592.	4,848.
	24"	78"	29"	GCRJ(L/R)TUN7824 () () () () () ()	3,252.	3,614.	4,877.



left hand shown

Credenza for U or L config w/BBF unfinished back (legal width), no modesty	24"	66"	29"	GCRJ(L/R)GUN6624 () () () () () ()	3,212.	3,569.	4,819.
	24"	72"	29"	GCRJ(L/R)GUN7224 () () () () () ()	3,232.	3,592.	4,848.
	24"	78"	29"	GCRJ(L/R)GUN7824 () () () () () ()	3,252.	3,614.	4,877.



left hand shown

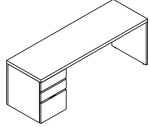
Order Code	Specification Information	Application Notes
Example: GCRJLTUN6624	To order specify pattern number including:	Optional letter or legal width pedestals; T for letter width, G for legal width embedded in pattern number.
G Graham Collection	1. Finish, wood V1, V2, V3	See grommet specifications for location based on option selected.
CR Credenza	2. Edge profile E1 - Float E2 - Reverse Bevel E3 - Square	Assembly required, ships knock-down.
J BBF	3. Grommet GC - Centered GL - Left GR - Right GD - Double GW - Edge (optional for units with unfinished backs only.) GP - Power center GN - None	Data/power box specified separately for power center grommet.
(L/R) Pedestal left or right side	4. Grommet finish if applicable	Worksurface stiffeners recommended to provide additional support for open spans greater than 48" w. See page 166.
(T/G) Letter/legal width pedestal	5. Pull P1 - Integral P2 - Metal tab pull P3 - Leather tab pull P4 - Flip pull P5 - Box pull	L-base support at non-storage end, 13" wide. Additional storage may not be added to L-base end.
U Unfinished pedestal back	6. Pull finish if applicable	
N No modesty	7. Drawer interior W - Default wood drawer interior	
66 Width	8. Lock L - Lock N - No lock	
24 Depth	9. Lock finish if applicable	
V312 Finish, wood	Upcharge applicable for: E2 - edge profile, add \$187 list GP - power center grommet, add \$155 list P1 - pulls, add \$267 list P3 - pulls, add \$162 list P4 - pulls, add \$218 list	
E3 Edge profile		
GC Grommet location		
PA Grommet finish		
P1 Pull, Integral		
W Wood drawer interiors		
L Lock option, lock		
B Lock finish		

Credenzas for U or L configuration

BBF storage, no modesty panel

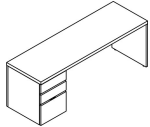
The Graham Collection

description	depth	width	height	pattern no.	V1	V2	V3
Credenza for U or L config w/BBF finished back (letter width), no modesty	25"	66"	29"	GCRJ(L/R)TFN6625 () () () () () () ()	\$3,388.	\$3,764.	\$5,082.
	25"	72"	29"	GCRJ(L/R)TFN7225 () () () () () () ()	3,408.	3,786.	5,112.
	25"	78"	29"	GCRJ(L/R)TFN7825 () () () () () () ()	3,428.	3,808.	5,140.



left hand shown

Credenza for U or L config w/BBF finished back (legal width), no modesty	25"	66"	29"	GCRJ(L/R)GFN6625 () () () () () () ()	3,388.	3,764.	5,082.
	25"	72"	29"	GCRJ(L/R)GFN7225 () () () () () () ()	3,408.	3,786.	5,112.
	25"	78"	29"	GCRJ(L/R)GFN7825 () () () () () () ()	3,428.	3,808.	5,140.



left hand shown

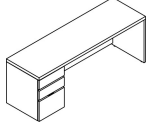
Order Code	Specification Information	Application Notes
Example: GCRJLTUN6624	To order specify pattern number including:	
G Graham Collection	1. Finish, wood V1, V2, V3	5. Pull P1 - Integral P2 - Metal tab pull P3 - Leather tab pull P4 - Flip pull P5 - Box pull
CR Credenza	2. Edge profile E1 - Float E2 - Reverse Bevel E3 - Square	6. Pull finish if applicable
J BBF	3. Grommet GC - Centered GL - Left GR - Right GD - Double GW - Edge (optional for units with unfinished backs only.) GP - Power center GN - None	7. Drawer interior W - Default wood drawer interior
(L/R) Pedestal left or right side	4. Grommet finish if applicable	8. Lock L - Lock N - No lock
(T/G) Letter/legal width pedestal		9. Lock finish if applicable
U Unfinished pedestal back		Upcharge applicable for: E2 - edge profile, add \$187 list GP - power center grommet, add \$155 list P1 - pulls, add \$267 list P3 - pulls, add \$162 list P4 - pulls, add \$218 list
N No modesty		Optional letter or legal width pedestals; T for letter width, G for legal width embedded in pattern number.
66 Width		See grommet specifications for location based on option selected.
24 Depth		Assembly required, ships knock-down.
V312 Finish, wood		Data/power box specified separately for power center grommet.
E3 Edge profile		Worksurface stiffeners recommended to provide additional support for open spans greater than 48" w. See page 166.
GC Grommet location		L-base support at non-storage end, 13" wide. Additional storage may not be added to L-base end.
PA Grommet finish		
P1 Pull, Integral		
W Wood drawer interiors		
L Lock option, lock		
B Lock finish		

Credenzas for U or L configuration

BBF storage, flush modesty panel

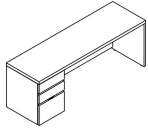
The Graham Collection

description	depth	width	height	pattern no.	V1	V2	V3
Credenza for U or L config w/BBF unfinished back (letter width), flush modesty unfinished outside	24"	66"	29"	GCRJ(L/R)TUF6624 () () () () () ()	\$3,515.	\$3,906.	\$5,272.
	24"	72"	29"	GCRJ(L/R)TUF7224 () () () () () ()	3,556.	3,951.	5,335.
	24"	78"	29"	GCRJ(L/R)TUF7824 () () () () () ()	3,599.	3,999.	5,400.



left hand shown

Credenza for U or L config w/BBF unfinished back (legal width), flush modesty unfinished outside	24"	66"	29"	GCRJ(L/R)GUF6624 () () () () () ()	3,515.	3,906.	5,272.
	24"	72"	29"	GCRJ(L/R)GUF7224 () () () () () ()	3,556.	3,951.	5,335.
	24"	78"	29"	GCRJ(L/R)GUF7824 () () () () () ()	3,599.	3,999.	5,400.



left hand shown

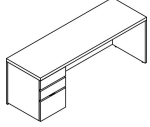
Order Code	Specification Information	Application Notes
Example: GCRJLTUF6624	To order specify pattern number including:	Optional letter or legal width pedestals; T for letter width, G for legal width embedded in pattern number.
G Graham Collection	1. Finish, wood V1, V2, V3	See grommet specifications for grommet locations based on option selected.
CR Credenza	2. Edge profile E1 - Float E2 - Reverse Bevel E3 - Square	Data/power box specified separately for power center grommet.
J BBF	3. Grommet GC - Centered GL - Ceft GR - Right GD - Double GP - Power Center GN - None	Worksurface stiffeners recommended to provide additional support for open spans greater than 48" w. See page 166.
(L/R) Pedestal left or right side	4. Grommet finish if applicable	Flush unfinished modesty is inset and width of knee space. Do not add additional storage to these units.
(T/G) Letter/legal width pedestal	5. Pull P1 - Integral P2 - Metal tab pull P3 - Leather tab pull P4 - Flip pull P5 - Box pull Pull	Flush finished modesty is outside and full width of credenza. Additional storage may be added, although not recommended beside end panel.
U Unfinished outside back	6. Pull finish if applicable	
F Flush modesty	7. Drawer interior W - Default wood drawer interior	
66 Width	8. Lock L - Lock N - No lock	
24 Depth	9. Lock finish if applicable	
V312 Finish, wood	Upcharge applicable for: E2 - edge profile, add \$187 list GP - power center grommet, add \$155 list P1 - pulls, add \$267 list P3 - pulls, add \$162 list P4 - pulls, add \$218 list	
E3 Edge profile		
GC Grommet location		
PA Grommet finish		
P1 Pull, Integral		
W Wood drawer interiors		
L Lock option, lock		
B Lock finish		

Credenzas for U or L configuration

BBF storage, flush modesty panel

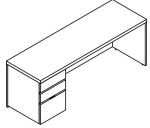
The Graham Collection

description	depth	width	height	pattern no.	V1	V2	V3
Credenza for U or L config	25"	66"	29"	GCRJ(L/R)TFF6625 () () () () () () ()	\$3,695.	\$4,105.	\$5,541.
w/BBF (letter width),	25"	72"	29"	GCRJ(L/R)TFF7225 () () () () () () ()	3,736.	4,151.	5,605.
flush modesty one piece finished both sides	25"	78"	29"	GCRJ(L/R)TFF7825 () () () () () () ()	3,779.	4,199.	5,670.



left hand shown

Credenza for U or L config	25"	66"	29"	GCRJ(L/R)GFF6625 () () () () () () ()	3,695.	4,105.	5,541.
w/BBF (legal width),	25"	72"	29"	GCRJ(L/R)GFF7225 () () () () () () ()	3,736.	4,151.	5,605.
flush modesty one piece finished both sides	25"	78"	29"	GCRJ(L/R)GFF7825 () () () () () () ()	3,779.	4,199.	5,670.



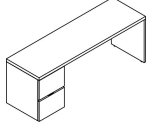
left hand shown

Order Code	Specification Information	Application Notes
Example: GCRJLTUF6624	To order specify pattern number including:	5. Pull
G Graham Collection	1. Finish, wood V1,V2,V3	P1 - Integral
CR Credenza	2. Edge profile E1 - Float E2 - Reverse Bevel E3 - Square	P2 - Metal tab pull P3 - Leather tab pull P4 - Flip pull P5 - Box pull Pull
J BBF	3. Grommet GC - Centered GL - Ceft GR - Right GD - Double GP - Power Center GN - None	6. Pull finish if applicable
(L/R) Pedestal left or right side	4. Grommet finish if applicable	7. Drawer interior W - Default wood drawer interior
(T/G) Letter/legal width pedestal		8. Lock L - Lock N - No lock
U Unfinished outside back		9. Lock finish if applicable
F Flush modesty		Upcharge applicable for: E2 - edge profile, add \$187 list GP - power center grommet, add \$155 list P1 - pulls, add \$267 list P3 - pulls, add \$162 list P4 - pulls, add \$218 list
66 Width		Optional letter or legal width pedestals; T for letter width, G for legal width embedded in pattern number.
24 Depth		See grommet specifications for grommet locations based on option selected.
V312 Finish, wood		Data/power box specified separately for power center grommet.
E3 Edge profile		Worksurface stiffeners recommended to provide additional support for open spans greater than 48" w. See page 166.
GC Grommet location		Flush unfinished modesty is inset and width of knee space. Do not add additional storage to these units.
PA Grommet finish		Flush finished modesty is outside and full width of credenza.
P1 Pull, Integral		Additional storage may be added, although not recommended beside end panel.
W Wood drawer interiors		
L Lock option, lock		
B Lock finish		

Credenzas for U or L configuration

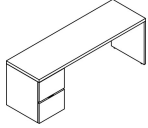
FF storage, no modesty panel

description	depth	width	height	pattern no.	V1	V2	V3
Credenza for U or L config w/FF unfinished back (letter width), no modesty	24"	66"	29"	GCRK(L/R)TUN6624 () () () () () ()	\$2,963.	\$3,293.	\$4,445.
	24"	72"	29"	GCRK(L/R)TUN7224 () () () () () ()	2,985.	3,316.	4,476.
	24"	78"	29"	GCRK(L/R)TUN7824 () () () () () ()	3,004.	3,337.	4,506.



left hand shown

Credenza for U or L config w/FF unfinished back (legal width), no modesty	24"	66"	29"	GCRK(L/R)GUN6624 () () () () () ()	2,963.	3,293.	4,445.
	24"	72"	29"	GCRK(L/R)GUN7224 () () () () () ()	2,985.	3,316.	4,476.
	24"	78"	29"	GCRK(L/R)GUN7824 () () () () () ()	3,004.	3,337.	4,506.



left hand shown

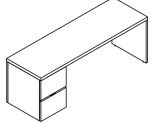
Order Code	Specification Information	Application Notes
Example: GCRKLTUN6624	To order specify pattern number including:	6. Pull finish if applicable
G Graham Collection	1. Finish, wood V1, V2, V3	7. Drawer interior W - Default wood drawer interior
CR Credenza	2. Edge profile E1 - Float E2 - Reverse Bevel E3 - Square	8. Lock L - Lock N - No lock
K FF	3. Grommet GC - Centered GL - Left GR - Right GD - Double GW - Edge (optional for units with unfinished back only.) GP - Power center GN - None	9. Lock finish if applicable
(L/R) Pedestal left or right side	4. Grommet finish if applicable	Optional letter or legal width pedestals; T for letter width, G for legal width embedded in pattern number.
(T/G) Letter/legal width pedestal	5. Pull P1 - Integral P2 - Metal tab pull P3 - Leather tab pull P4 - Flip pull P5 - Box pull	See grommet specifications for location based on option selected. Assembly required, ships knock-down.
U Unfinished pedestal back		Data/power box specified separately for power center grommet.
N No modesty		Worksurface stiffeners recommended to provide additional support for open spans greater than 48" w. See page 166.
66 Width		L-base support at non-storage end, 13" wide. Additional storage may not be added to L-base end.
24 Depth		
V312 Finish, wood		
E3 Edge profile		
GC Grommet location		
PA Grommet finish		
P1 Pull, Integral		
W Wood drawer interiors		
L Lock option, lock		
B Lock finish		

Credenzas for U or L configuration

FF storage, no modesty panel

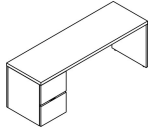
The Graham Collection

description	depth	width	height	pattern no.	V1	V2	V3
Credenza for U or L config w/FF finished back (letter width), no modesty	25"	66"	29"	GCRK(L/R)TFN6625 () () () () () ()	\$3,140.	\$3,488.	\$4,710.
	25"	72"	29"	GCRK(L/R)TFN7225 () () () () () ()	3,160.	3,512.	4,741.
	25"	78"	29"	GCRK(L/R)TFN7825 () () () () () ()	3,180.	3,534.	4,769.



left hand shown

Credenza for U or L config w/FF finished back (legal width), no modesty	25"	66"	29"	GCRK(L/R)GFN6625 () () () () () ()	3,140.	3,488.	4,710.
	25"	72"	29"	GCRK(L/R)GFN7225 () () () () () ()	3,160.	3,512.	4,741.
	25"	78"	29"	GCRK(L/R)GFN7825 () () () () () ()	3,180.	3,534.	4,769.



left hand shown

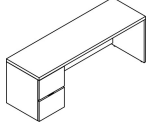
Order Code	Specification Information	Application Notes
Example: GCRKLTUN6624	To order specify pattern number including:	6. Pull finish if applicable
G Graham Collection	1. Finish, wood V1, V2, V3	7. Drawer interior W - Default wood drawer interior
CR Credenza	2. Edge profile E1 - Float E2 - Reverse Bevel E3 - Square	8. Lock L - Lock N - No lock
K FF	3. Grommet GC - Centered GL - Left GR - Right GD - Double GW - Edge (optional for units with unfinished back only.) GP - Power center GN - None	9. Lock finish if applicable
(L/R) Pedestal left or right side	4. Grommet finish if applicable	Optional letter or legal width pedestals; T for letter width, G for legal width embedded in pattern number.
(T/G) Letter/legal width pedestal	5. Pull P1 - Integral P2 - Metal tab pull P3 - Leather tab pull P4 - Flip pull P5 - Box pull	See grommet specifications for location based on option selected.
U Unfinished pedestal back		Assembly required, ships knock-down.
N No modesty		Data/power box specified separately for power center grommet.
66 Width		Worksurface stiffeners recommended to provide additional support for open spans greater than 48" w. See page 166.
24 Depth		L-base support at non-storage end, 13" wide. Additional storage may not be added to L-base end.
V312 Finish, wood		
E3 Edge profile		
GC Grommet location		
PA Grommet finish		
P1 Pull, Integral		
W Wood drawer interiors		
L Lock option, lock		
B Lock finish		

Credenzas for U or L configuration

FF storage, flush modesty panel

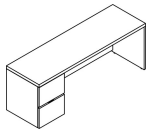
The Graham Collection

description	depth	width	height	pattern no.	V1	V2	V3
Credenza for U or L config w/FF unfinished back (letter width), flush modesty unfinished outside	24"	66"	29"	GCRK(L/R)TUF6624 () () () () () ()	\$3,267.	\$3,630.	\$4,901.
	24"	72"	29"	GCRK(L/R)TUF7224 () () () () () ()	3,309.	3,677.	4,964.
	24"	78"	29"	GCRK(L/R)TUF7824 () () () () () ()	3,352.	3,724.	5,027.



left hand shown

Credenza for U or L config w/FF unfinished back (legal width), flush modesty unfinished outside	24"	66"	29"	GCRK(L/R)GUF6624 () () () () () ()	3,267.	3,630.	4,901.
	24"	72"	29"	GCRK(L/R)GUF7224 () () () () () ()	3,309.	3,677.	4,964.
	24"	78"	29"	GCRK(L/R)GUF7824 () () () () () ()	3,352.	3,724.	5,027.



left hand shown

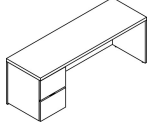
Order Code	Specification Information	Application Notes
Example: GCRKLTUF6624	To order specify pattern number including:	5. Pull
G Graham Collection	1. Finish, wood V1, V2, V3	P1 - Integral P2 - Metal tab pull P3 - Leather tab pull P4 - Flip pull P5 - Box pull
CR Credenza	2. Edge profile E1 - Float E2 - Reverse Bevel E3 - Square	6. Pull finish if applicable
K FF	3. Grommet GC - Centered GL - Left GR - Right GD - Double GP - Power center GN - None	7. Drawer interior W - default wood drawer interior
(L/R) Pedestal left or right side	4. Grommet finish if applicable	8. Lock L - Lock N - No lock
(T/G) Letter/legal width pedestal		9. Lock finish if applicable
U Unfinished outside back		Upcharge applicable for: E2 - edge profile, add \$187 list GP - power center grommet, add \$155 list P1 - pulls, add \$179 list P3 - pulls, add \$109 list P4 - pulls, add \$145 list
F Flush modesty		Optional letter or legal width pedestals; T for letter width, G for legal width embedded in pattern number.
66 Width		See grommet specifications for grommet locations based on option selected.
24 Depth		Data/power box specified separately for power center grommet.
V312 Finish, wood		Worksurface stiffeners recommended to provide additional support for open spans greater than 48" w. See page 166.
E3 Edge profile		Flush unfinished modesty is inset and width of knee space. Do not add additional storage to these units.
GC Grommet location		Flush finished modesty is outside and full width of credenza.
PA Grommet finish		Additional storage may be added, although not recommended beside end panel.
P1 Pull, Integral		
W Wood drawer interiors		
L Lock option, lock		
B Lock finish		

Credenzas for U or L configuration

FF storage, flush modesty panel

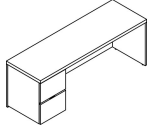
The Graham Collection

description	depth	width	height	pattern no.	V1	V2	V3
Credenza for U or L config w/FF (letter width), flush modesty one piece finished both sides	25"	66"	29"	GCRK(L/R)TFF6625 () () () () () () ()	\$3,446.	\$3,830.	\$5,170.
	25"	72"	29"	GCRK(L/R)TFF7225 () () () () () () ()	3,489.	3,877.	5,234.
	25"	78"	29"	GCRK(L/R)TFF7825 () () () () () () ()	3,530.	3,923.	5,298.



left hand shown

Credenza for U or L config w/FF (legal width), flush modesty one piece finished both sides	25"	66"	29"	GCRK(L/R)GFF6625 () () () () () () ()	3,446.	3,830.	5,170.
	25"	72"	29"	GCRK(L/R)GFF7225 () () () () () () ()	3,489.	3,877.	5,234.
	25"	78"	29"	GCRK(L/R)GFF7825 () () () () () () ()	3,530.	3,923.	5,298.



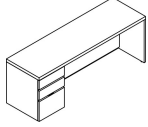
left hand shown

Order Code	Specification Information	Application Notes
Example: GCRKLTUF6624	To order specify pattern number including:	
G Graham Collection	1. Finish, wood V1, V2, V3	5. Pull P1 - Integral P2 - Metal tab pull P3 - Leather tab pull P4 - Flip pull P5 - Box pull
CR Credenza	2. Edge profile E1 - Float E2 - Reverse Bevel E3 - Square	6. Pull finish if applicable
K FF	3. Grommet GC - Centered GL - Left GR - Right GD - Double GP - Power center GN - None	7. Drawer interior W - default wood drawer interior
(L/R) Pedestal left or right side	4. Grommet finish if applicable	8. Lock L - Lock N - No lock
(T/G) Letter/legal width pedestal		9. Lock finish if applicable
U Unfinished outside back		Upcharge applicable for: E2 - edge profile, add \$187 list GP - power center grommet, add \$155 list P1 - pulls, add \$179 list P3 - pulls, add \$109 list P4 - pulls, add \$145 list
F Flush modesty		Optional letter or legal width pedestals; T for letter width, G for legal width embedded in pattern number.
66 Width		See grommet specifications for grommet locations based on option selected.
24 Depth		Data/power box specified separately for power center grommet.
V312 Finish, wood		Worksurface stiffeners recommended to provide additional support for open spans greater than 48" w. See page 166.
E3 Edge profile		Flush unfinished modesty is inset and width of knee space. Do not add additional storage to these units.
GC Grommet location		Flush finished modesty is outside and full width of credenza. Additional storage may be added, although not recommended beside end panel.
PA Grommet finish		
P1 Pull, Integral		
W Wood drawer interiors		
L Lock option, lock		
B Lock finish		

Credenzas for U or L configuration *recessed modesty with access*

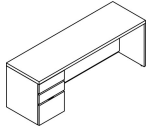
The Graham Collection

description	depth	width	height	pattern no.	V1	V2	V3
Credenza for U or L config w/BBF (letter width), recessed modesty w/hinged access to wall	24"	66"	29"	GCRJ(L/R)TRH6624 () () () () () ()	\$3,846.	\$4,273.	\$5,769.
	24"	72"	29"	GCRJ(L/R)TRH7224 () () () () () ()	3,881.	4,312.	5,820.
	24"	78"	29"	GCRJ(L/R)TRH7824 () () () () () ()	3,914.	4,349.	5,871.



left hand shown

Credenza for U or L config w/BBF (legal width), recessed modesty w/hinged access to wall	24"	66"	29"	GCRJ(L/R)GRH6624 () () () () () ()	3,846.	4,273.	5,769.
	24"	72"	29"	GCRJ(L/R)GRH7224 () () () () () ()	3,881.	4,312.	5,820.
	24"	78"	29"	GCRJ(L/R)GRH7824 () () () () () ()	3,914.	4,349.	5,871.



left hand shown

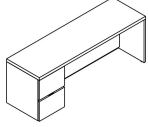
Order Code	Specification Information	Application Notes
Example: GCRJLTRH6624	To order specify pattern number including:	
G Graham Collection	1. Finish, wood V1, V2, V3	5. Pull P1 - Integral P2 - Metal tab pull P3 - Leather tab pull P4 - Flip pull P5 - Box pull
CR Credenza	2. Edge profile E1 - Float E2 - Reverse Bevel E3 - Square	6. Pull finish if applicable
J BBF	3. Grommet GC - Centered GL - Left GR - Right GD - Double GW - Edge GP - Power center GN - None	7. Drawer interior W - Default wood drawer interior
(L/R) Pedestal left or right side	4. Grommet finish if applicable	8. Lock L - Lock N - No lock
(T/G) Letter/legal width pedestal		9. Lock finish if applicable
RH Recessed hinged modesty		Upcharge applicable for: E2 - edge profile, add \$187 list GP - power center grommet, add \$155 list P1 - pulls, add \$267 BBF or \$179 FF P3 - pulls, add \$162 BBF or \$109 FF P4 - pulls, add \$218 BBF or \$145 FF
66 Width		Optional letter or legal width pedestals; T for letter width, G for legal width embedded in pattern number.
24 Depth		See grommet specifications for grommet locations based on option selected.
V312 Finish, wood		Data/power box specified separately for power center grommet.
E3 Edge profile		Recessed modesty hinged for access to wall full width in open knee space. Concealed hinges allow 180° rotation of the upper half of modesty downwards. Hinged modesty independent of credenza and is short 3 1/4" below worksurface for wire access. Additional storage may not be added to these units.
GC Grommet location		Worksurface stiffeners recommended to provide additional support for open spans greater than 48" w. See page 166.
PA Grommet finish		
P1 Pull, Integral		
W Wood drawer interiors		
L Lock option, lock		
B Lock finish		

Credenzas for U or L configuration

recessed modesty with access

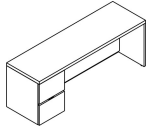
The Graham Collection

description	depth	width	height	pattern no.	V1	V2	V3
Credenza for U or L config w/FF (letter width), recessed modesty w/hinged access to wall	24"	66"	29"	GCRK(L/R)TRH6624 () () () () () ()	\$3,598.	\$3,998.	\$5,398.
	24"	72"	29"	GCRK(L/R)TRH7224 () () () () () ()	3,632.	4,035.	5,449.
	24"	78"	29"	GCRK(L/R)TRH7824 () () () () () ()	3,667.	4,074.	5,499.



left hand shown

Credenza for U or L config w/FF (legal width), recessed modesty w/hinged access to wall	24"	66"	29"	GCRK(L/R)GRH6624 () () () () () ()	3,598.	3,998.	5,398.
	24"	72"	29"	GCRK(L/R)GRH7224 () () () () () ()	3,632.	4,035.	5,449.
	24"	78"	29"	GCRK(L/R)GRH7824 () () () () () ()	3,667.	4,074.	5,499.

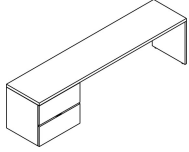


left hand shown

Order Code	Specification Information	Application Notes
Example: GCRJLTRH6624	To order specify pattern number including:	5. Pull
G Graham Collection	1. Finish, wood V1, V2, V3	P1 - Integral P2 - Metal tab pull P3 - Leather tab pull P4 - Flip pull P5 - Box pull
CR Credenza	2. Edge profile E1 - Float E2 - Reverse Bevel E3 - Square	6. Pull finish if applicable
J BBF	3. Grommet GC - Centered GL - Left GR - Right GD - Double GW - Edge GP - Power center GN - None	7. Drawer interior W - Default wood drawer interior
(L/R) Pedestal left or right side	4. Grommet finish if applicable	8. Lock L - Lock N - No lock
(T/G) Letter/legal width pedestal		9. Lock finish if applicable
RH Recessed hinged modesty		Upcharge applicable for: E2 - edge profile, add \$187 list GP - power center grommet, add \$155 list P1 - pulls, add \$267 BBF or \$179 FF P3 - pulls, add \$162 BBF or \$109 FF P4 - pulls, add \$218 BBF or \$145 FF
66 Width		Optional letter or legal width pedestals; T for letter width, G for legal width embedded in pattern number.
24 Depth		See grommet specifications for grommet locations based on option selected.
V312 Finish, wood		Data/power box specified separately for power center grommet.
E3 Edge profile		Recessed modesty hinged for access to wall full width in open knee space. Concealed hinges allow 180° rotation of the upper half of modesty downwards. Hinged modesty independent of credenza and is short 3 1/4" below worksurface for wire access. Additional storage may not be added to these units.
GC Grommet location		Worksurface stiffeners recommended to provide additional support for open spans greater than 48" w. See page 166.
PA Grommet finish		
P1 Pull, Integral		
W Wood drawer interiors		
L Lock option, lock		
B Lock finish		

Credenzas for U or L configuration 30" w Lateral one end

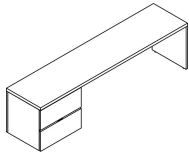
description	depth	width	height	pattern no.	V1	V2	V3
Credenza for U or L config w/30" w lateral unfinished back, no modesty	24"	90"	29"	GCRK3(L/R)UN9024 () () () () () ()	\$3,262.	\$3,624.	\$4,894.
	24"	96"	29"	GCRK3(L/R)UN9624 () () () () () ()	3,326.	3,695.	4,989.
	24"	102"	29"	GCRK3(L/R)UN10224 () () () () () ()	3,389.	3,765.	5,083.
	24"	108"	29"	GCRK3(L/R)UN10824 () () () () () ()	3,452.	3,836.	5,176.



left hand shown

L-base support at non-storage end, 13" wide. Additional storage may not be added alongside L-base.

Credenza for U or L config w/30" w lateral finished back, no modesty	25"	90"	29"	GCRK3(L/R)FN9025 () () () () () ()	3,509.	3,898.	5,261.
	25"	96"	29"	GCRK3(L/R)FN9625 () () () () () ()	3,572.	3,968.	5,358.
	25"	102"	29"	GCRK3(L/R)FN10225 () () () () () ()	3,633.	4,036.	5,452.
	25"	108"	29"	GCRK3(L/R)FN10825 () () () () () ()	3,698.	4,108.	5,546.



left hand shown

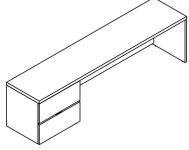
L-base support at non-storage end, 13" wide. Additional storage may not be added alongside L-base.

Order Code	Specification Information	Application Notes
Example: GCRK3LUN9024	To order specify pattern number including:	See grommet specifications for location based on option selected.
G Graham Collection	1. Finish, wood V1, V2, V3	Assembly required, ships knock-down.
CR Credenza	2. Edge profile E1 - Float E2 - Reverse Bevel E3 - Square	Data/power box specified separately for power center grommet.
K3 30" Lateral	3. Grommet GC - Centered GL - Left GR - Right GD - Double GW - Edge (optional for units with unfinished back, no modesty and recessed hinged modesty) GP - Power center GN - None	Worksurface stiffeners recommended to provide additional support for open spans greater than 48" w. See page 166.
(L/R) Lateral left or right side	4. Grommet finish if applicable	Upcharge applicable for: E2 - edge profile, add \$187 list GP - power center grommet, add \$155 list P1 - pulls, add \$179 list P3 - pulls, add \$109 list P4 - pulls, add \$290 list
(U/F) Unfinished or Finished lateral back	5. Pull P1 - Integral P2 - Metal tab pull P3 - Leather tab pull P4 - Flip pull P5 - Box pull	
N No modesty	6. Pull finish if applicable	
90 Width	7. Drawer interior W - Default wood drawer interior	
24 Depth	8. Lock L - Lock N - No lock	
V312 Finish, wood	9. Lock finish if applicable	
E3 Edge profile		
GC Grommet location		
PA Grommet finish		
P1 Pull, Integral		
W Wood drawer interiors		
L Lock option, lock		
B Lock finish		

Credenzas for U or L configuration 30" w Lateral one end

The Graham Collection

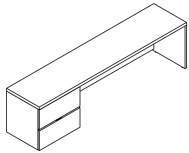
description	depth	width	height	pattern no.	V1	V2	V3
Credenza for U or L config w/30" w lateral unfinished back, flush modesty unfinished outside	24"	90"	29"	GCRK3(L/R)UF9024 () () () () () () ()	\$3,623.	\$4,026.	\$5,436.
	24"	96"	29"	GCRK3(L/R)UF9624 () () () () () () ()	3,686.	4,096.	5,531.
	24"	102"	29"	GCRK3(L/R)UF10224 () () () () () () ()	3,749.	4,166.	5,624.



left hand shown

modesty is inset and width of knee-space; do not add additional storage to these units

Credenza for U or L config w/30" w lateral flush modesty, one piece finished both sides	25"	90"	29"	GCRK3(L/R)FF9025 () () () () () () ()	3,883.	4,314.	5,825.
	25"	96"	29"	GCRK3(L/R)FF9625 () () () () () () ()	3,947.	4,386.	5,919.
	25"	102"	29"	GCRK3(L/R)FF10225 () () () () () () ()	4,009.	4,455.	6,013.
	25"	108"	29"	GCRK3(L/R)FF10825 () () () () () () ()	4,071.	4,524.	6,108.



left hand shown

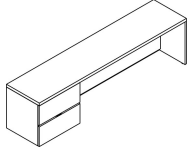
modesty is full width of unit and outside; additional storage may be added although not recommended alongside end panel

Order Code	Specification Information	Application Notes
Example: GCRK3LUN9024	To order specify pattern number including:	5. Pull P1 - Integral P2 - Metal tab pull P3 - Leather tab pull P4 - Flip pull P5 - Box pull
G Graham Collection	1. Finish, wood V1,V2,V3	See grommet specifications for location based on option selected.
CR Credenza	2. Edge profile E1 - Float E2 - Reverse Bevel E3 - Square	Assembly required, ships knock-down.
K3 30" Lateral	3. Grommet GC - Centered GL - Left GR - Right GD - Double GW - Edge (optional for units with unfinished back, no modesty and recessed hinged modesty) GP - Power center GN - None	Data/power box specified separately for power center grommet.
(L/R) Lateral left or right side	4. Grommet finish if applicable	Worksurface stiffeners recommended to provide additional support for open spans greater than 48" w. See page 166.
(U/F) Unfinished or Finished lateral back		Upcharge applicable for: E2 - edge profile, add \$187 list GP - power center grommet, add \$155 list P1 - pulls, add \$179 list P3 - pulls, add \$109 list P4 - pulls, add \$290 list
N No modesty		
90 Width		
24 Depth		
V312 Finish, wood		
E3 Edge profile		
GC Grommet location		
PA Grommet finish		
P1 Pull, Integral		
W Wood drawer interiors		
L Lock option, lock		
B Lock finish		

Credenzas for U or L configuration 30" w Lateral one end

The Graham Collection

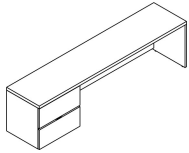
description	depth	width	height	pattern no.	V1	V2	V3
Credenza for U or L config w/30" w lateral recessed modesty w/hinged access to wall	24"	90"	29"	GCRK3(L/R)RH9024 () () () () () ()	\$3,963.	\$4,402.	\$5,944.
	24"	96"	29"	GCRK3(L/R)RH9624 () () () () () ()	4,008.	4,453.	6,011.
	24"	102"	29"	GCRK3(L/R)RH10224 () () () () () ()	4,051.	4,501.	6,075.
	24"	108"	29"	GCRK3(L/R)RH10824 () () () () () ()	4,094.	4,548.	6,140.



left hand shown

note: Recessed hinged modesty allowing access to wall full width of open knee space. Concealed hinges allow 180° rotation of the upper half of modesty downwards. Hinged modesty independant of credenza and is short 3 1/4" below worksurface for wire access. Additional storage may not be added to these units

Credenza for U or L config w/30" w lateral unfinished back, flush modesty unfinished outside	24"	108"	29"	GCRK3(L/R)UF10824 () () () () () ()	3,812.	4,236.	5,720.
--	-----	------	-----	--	--------	--------	--------



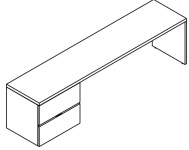
left hand shown

Order Code	Specification Information	Application Notes
Example: GCRK3LUN9024	To order specify pattern number including:	5. Pull P1 - Integral P2 - Metal tab pull P3 - Leather tab pull P4 - Flip pull P5 - Box pull
G Graham Collection	1. Finish, wood V1, V2, V3	See grommet specifications for location based on option selected.
CR Credenza	2. Edge profile E1 - Float E2 - Reverse Bevel E3 - Square	Assembly required, ships knock-down.
K3 30" Lateral	3. Grommet GC - Centered GL - Left GR - Right GD - Double GW - Edge (optional for units with unfinished back, no modesty and recessed hinged modesty) GP - Power center GN - None	Data/power box specified separately for power center grommet.
(L/R) Lateral left or right side	4. Grommet finish if applicable	Worksurface stiffeners recommended to provide additional support for open spans greater than 48" w. See page 166.
(U/F) Unfinished or Finished lateral back		Upcharge applicable for: E2 - edge profile, add \$187 list GP - power center grommet, add \$155 list P1 - pulls, add \$179 list P3 - pulls, add \$109 list P4 - pulls, add \$290 list
N No modesty		
90 Width		
24 Depth		
V312 Finish, wood		
E3 Edge profile		
GC Grommet location		
PA Grommet finish		
P1 Pull, Integral		
W Wood drawer interiors		
L Lock option, lock		
B Lock finish		

Credenzas for U or L configuration

36" w Lateral one end

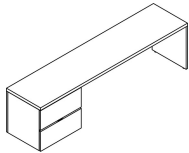
description	depth	width	height	pattern no.	V1	V2	V3
Credenza for U or L config w/36" w lateral unfinished back, no modesty	24"	102"	29"	GCRK4(L/R)UN10224 () () () () () ()	\$3,481.	\$3,867.	\$5,221.
	24"	114"	29"	GCRK4(L/R)UN11424 () () () () () ()	3,567.	3,964.	5,352.
	24"	120"	29"	GCRK4(L/R)UN12024 () () () () () ()	3,612.	4,013.	5,416.



left hand shown

L-base support at non-storage end, 13" wide. Additional storage may not be added alongside L-base.

Credenza for U or L config w/36" w lateral finished back, no modesty	25"	102"	29"	GCRK4(L/R)FN10225 () () () () () ()	3,727.	4,140.	5,590.
	25"	108"	29"	GCRK4(L/R)FN10825 () () () () () ()	3,770.	4,188.	5,653.
	25"	114"	29"	GCRK4(L/R)FN11425 () () () () () ()	3,812.	4,236.	5,720.
	25"	120"	29"	GCRK4(L/R)FN12025 () () () () () ()	3,856.	4,285.	5,785.



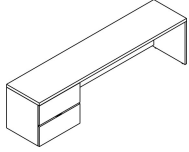
left hand shown

L-base support at non-storage end, 13" wide. Additional storage may not be added alongside L-base.

Order Code	Specification Information	Application Notes
Example: GCRK4LUN10224	To order specify pattern number including:	5. Pull P1 - Integral P2 - Metal tab pull P3 - Leather tab pull P4 - Flip pull P5 - Box pull
G Graham Collection	1. Finish, wood V1,V2,V3	See grommet specifications for location based on option selected.
CR Credenza	2. Edge profile E1 - Float E2 - Reverse Bevel E3 - Square	Assembly required, ships knock-down.
K4 36" Lateral	3. Grommet GC - Centered GL - Left GR - Right GD - Double GW - Edge (optional for units with unfinished backs, no modesty and recessed hinged modesty.) GP - Power center GN - None	Data/power box specified separately for power center grommet.
(L/R) Lateral left or right side	4. Grommet finish if applicable	Worksurface stiffeners recommended to provide additional support for open spans greater than 48" w. See page 166.
(U/F) Unfinished or Finished lateral back		Upcharge applicable for: E2 - edge profile, add \$187 list GP - power center grommet, add \$155 list P1 - pulls, add \$179 list P3 - pulls, add \$109 list P4 - pulls, add \$290 list
N No modesty		
102 Width		
24 Depth		
V312 Finish, wood		
E3 Edge profile		
GC Grommet location		
PA Grommet finish		
P1 Pull, Integral		
W Wood drawer interiors		
L Lock option, lock		
B Lock finish		

Credenzas for U or L configuration 36" w Lateral one end

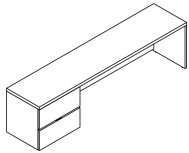
description	depth	width	height	pattern no.	V1	V2	V3
Credenza for U or L config w/36" w lateral unfinished back flush modesty unfinished outside	24"	102"	29"	GCRK4(L/R)UF10224 () () () () () () ()	\$3,842.	\$4,269.	\$5,762.
	24"	108"	29"	GCRK4(L/R)UF10824 () () () () () () ()	3,885.	4,316.	5,828.
	24"	114"	29"	GCRK4(L/R)UF11424 () () () () () () ()	3,928.	4,364.	5,892.
	24"	120"	29"	GCRK4(L/R)UF12024 () () () () () () ()	3,973.	4,415.	5,958.



left hand shown

modesty is inset and width of knee-space; do not add additional storage to these units

Credenza for U or L config w/36" w lateral flush modesty, one piece finished both sides	25"	102"	29"	GCRK4(L/R)FF10225 () () () () () () ()	4,101.	4,557.	6,151.
	25"	108"	29"	GCRK4(L/R)FF10825 () () () () () () ()	4,143.	4,604.	6,217.
	25"	114"	29"	GCRK4(L/R)FF11425 () () () () () () ()	4,187.	4,654.	6,282.
	25"	120"	29"	GCRK4(L/R)FF12025 () () () () () () ()	4,232.	4,701.	6,346.



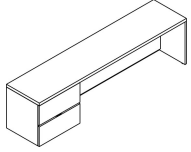
left hand shown

modesty is full width of unit and outside; additional storage may be added although not recommended alongside end panel

Order Code	Specification Information	Application Notes
Example: GCRK4LUN10224	To order specify pattern number including:	5. Pull P1 - Integral P2 - Metal tab pull P3 - Leather tab pull P4 - Flip pull P5 - Box pull
G Graham Collection	1. Finish, wood V1,V2,V3	See grommet specifications for location based on option selected.
CR Credenza	2. Edge profile E1 - Float E2 - Reverse Bevel E3 - Square	Assembly required, ships knock-down.
K4 36" Lateral	3. Grommet GC - Centered GL - Left GR - Right GD - Double GW - Edge (optional for units with unfinished backs, no modesty and recessed hinged modesty.) GP - Power center GN - None	Data/power box specified separately for power center grommet.
(L/R) Lateral left or right side	4. Grommet finish if applicable	Worksurface stiffeners recommended to provide additional support for open spans greater than 48" w. See page 166.
(U/F) Unfinished or Finished lateral back	5. Pull P1 - Integral P2 - Metal tab pull P3 - Leather tab pull P4 - Flip pull P5 - Box pull	Upcharge applicable for: E2 - edge profile, add \$187 list GP - power center grommet, add \$155 list P1 - pulls, add \$179 list P3 - pulls, add \$109 list P4 - pulls, add \$290 list
N No modesty	6. Pull finish if applicable	
102 Width	7. Drawer interior W - Default wood drawer interior	
24 Depth	8. Lock L - Lock N - No lock	
V312 Finish, wood	9. Lock finish if applicable	
E3 Edge profile		
GC Grommet location		
PA Grommet finish		
P1 Pull, Integral		
W Wood drawer interiors		
L Lock option, lock		
B Lock finish		

Credenzas for U or L configuration 36" w Lateral one end

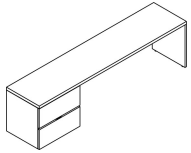
description	depth	width	height	pattern no.	V1	V2	V3
Credenza for U or L config w/36" w lateral recessed modesty w/hinged access to wall	24"	102"	29"	GCRK4(L/R)RH10224 () () () () () () ()	\$4,121.	\$4,578.	\$6,180.
	24"	108"	29"	GCRK4(L/R)RH10824 () () () () () () ()	4,153.	4,615.	6,229.
	24"	114"	29"	GCRK4(L/R)RH11424 () () () () () () ()	4,185.	4,649.	6,278.
	24"	120"	29"	GCRK4(L/R)RH12024 () () () () () () ()	4,217.	4,686.	6,325.



left hand shown

note: Recessed hinged modesty allowing access to wall full width of open knee space. Concealed hinges allow 180° rotation of the upper half of modesty downwards. Hinged modesty independant of credenza and is short 3 1/4" below worksurface for wire access. Additional storage may not be added to these units

Credenza for U or L config w/36" w lateral unfinished back, no modesty	24"	108"	29"	GCRK4(L/R)UN10824 () () () () () () ()	3,523.	3,916.	5,285.
--	-----	------	-----	--	--------	--------	--------

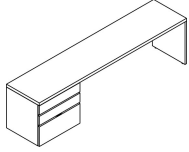


left hand shown

Order Code	Specification Information	Application Notes
Example: GCRK4LUN10224	To order specify pattern number including:	See grommet specifications for location based on option selected.
G Graham Collection	1. Finish, wood V1,V2,V3	5. Pull P1 - Integral P2 - Metal tab pull P3 - Leather tab pull P4 - Flip pull P5 - Box pull
CR Credenza	2. Edge profile E1 - Float E2 - Reverse Bevel E3 - Square	6. Pull finish if applicable
K4 36" Lateral	3. Grommet GC - Centered GL - Left GR - Right GD - Double GW - Edge (optional for units with unfinished backs, no modesty and recessed hinged modesty.) GP - Power center GN - None	7. Drawer interior W - Default wood drawer interior
(L/R) Lateral left or right side		8. Lock L - Lock N - No lock
(U/F) Unfinished or Finished lateral back		9. Lock finish if applicable
N No modesty		Assembly required, ships knock-down.
102 Width		Data/power box specified separately for power center grommet.
24 Depth		Worksurface stiffeners recommended to provide additional support for open spans greater than 48" w. See page 166.
V312 Finish, wood		Upcharge applicable for: E2 - edge profile, add \$187 list GP - power center grommet, add \$155 list P1 - pulls, add \$179 list P3 - pulls, add \$109 list P4 - pulls, add \$290 list
E3 Edge profile		
GC Grommet location		
PA Grommet finish		
P1 Pull, Integral		
W Wood drawer interiors		
L Lock option, lock		
B Lock finish		

Credenzas for U or L configuration 30" w BBF one end

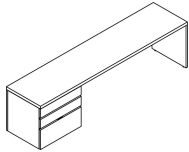
description	depth	width	height	pattern no.	V1	V2	V3
Credenza for U or L config w/30" w BBF unfinished back, no modesty	24"	90"	29"	GCRJ3(L/R)UN9024 () () () () () () ()	\$3,553.	\$3,947.	\$5,330.
	24"	96"	29"	GCRJ3(L/R)UN9624 () () () () () () ()	3,616.	4,018.	5,424.
	24"	102"	29"	GCRJ3(L/R)UN10224 () () () () () () ()	3,679.	4,087.	5,518.
	24"	108"	29"	GCRJ3(L/R)UN10824 () () () () () () ()	3,741.	4,158.	5,613.



left hand shown

L-base support at non-storage end, 13" wide. Additional storage may not be added alongside L-base.

Credenza for U or L config w/30" w BBF finished back, no modesty	25"	90"	29"	GCRJ3(L/R)FN9025 () () () () () () ()	3,800.	4,220.	5,698.
	25"	96"	29"	GCRJ3(L/R)FN9625 () () () () () () ()	3,860.	4,290.	5,792.
	25"	102"	29"	GCRJ3(L/R)FN10225 () () () () () () ()	3,924.	4,360.	5,886.
	25"	108"	29"	GCRJ3(L/R)FN10825 () () () () () () ()	3,988.	4,430.	5,981.



left hand shown

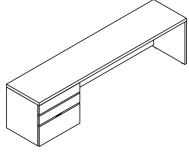
L-base support at non-storage end, 13" wide. Additional storage may not be added alongside L-base.

Order Code	Specification Information	Application Notes
Example: GCRJ3LUN9024	To order specify pattern number including:	5. Pull P1 - Integral P2 - Metal tab pull P3 - Leather tab pull P4 - Flip pull P5 - Box pull
G Graham Collection	1. Finish, wood V1, V2, V3	6. Pull finish if applicable
CR Credenza	2. Edge profile E1 - Float E2 - Reverse Bevel E3 - Square	7. Drawer interior W - Default wood drawer interior
J3 30" BBF	3. Grommet GC - Centered GL - Left GR - Right GD - Double GW - Edge (optional for units with unfinished backs, no modesty and recessed hinged modesty.) GP - Power center GN - None	8. Lock L - Lock N - No lock
(L/R) BBF left or right side		9. Lock finish if applicable
(U/F) Unfinished or Finished BBF back		
N No modesty		
90 Width		
24 Depth		
V312 Finish, wood		
E3 Edge profile		
GC Grommet location		
PA Grommet finish		
P1 Pull, Integral		
W Wood drawer interiors		
L Lock option, lock		
B Lock finish		

Credenzas for U or L configuration 30" w BBF one end

The Graham Collection

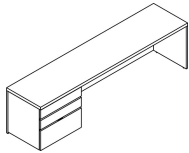
description	depth	width	height	pattern no.	V1	V2	V3
Credenza for U or L config w/30" w BBF unfinished back flush modesty unfinished outside	24"	90"	29"	GCRJ3(L/R)UF9024 () () () () () () ()	\$3,913.	\$4,348.	\$5,870.
	24"	96"	29"	GCRJ3(L/R)UF9624 () () () () () () ()	3,978.	4,420.	5,966.
	24"	102"	29"	GCRJ3(L/R)UF10224 () () () () () () ()	4,039.	4,487.	6,060.
	24"	108"	29"	GCRJ3(L/R)UF10824 () () () () () () ()	4,103.	4,559.	6,155.



left hand shown

modesty is inset and width of knee-space; do not add additional storage to these units

Credenza for U or L config w/30" w BBF flush modesty, one piece finished both sides	25"	90"	29"	GCRJ3(L/R)FF9025 () () () () () () ()	4,173.	4,636.	6,260.
	25"	96"	29"	GCRJ3(L/R)FF9625 () () () () () () ()	4,236.	4,708.	6,355.
	25"	102"	29"	GCRJ3(L/R)FF10225 () () () () () () ()	4,298.	4,777.	6,447.
	25"	108"	29"	GCRJ3(L/R)FF10825 () () () () () () ()	4,363.	4,847.	6,544.



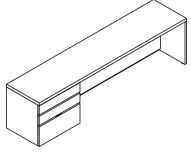
left hand shown

modesty is full width of unit and outside; additional storage may be added although not recommended alongside end panel

Order Code	Specification Information	Application Notes
Example: GCRJ3LUN9024	To order specify pattern number including:	5. Pull P1 - Integral P2 - Metal tab pull P3 - Leather tab pull P4 - Flip pull P5 - Box pull
G Graham Collection	1. Finish, wood V1, V2, V3	6. Pull finish if applicable
CR Credenza	2. Edge profile E1 - Float E2 - Reverse Bevel E3 - Square	7. Drawer interior W - Default wood drawer interior
J3 30" BBF	3. Grommet GC - Centered GL - Left GR - Right GD - Double GW - Edge (optional for units with unfinished backs, no modesty and recessed hinged modesty.) GP - Power center GN - None	8. Lock L - Lock N - No lock
(L/R) BBF left or right side	4. Grommet finish if applicable	9. Lock finish if applicable
(U/F) Unfinished or Finished BBF back		
N No modesty		
90 Width		
24 Depth		
V312 Finish, wood		
E3 Edge profile		
GC Grommet location		
PA Grommet finish		
P1 Pull, Integral		
W Wood drawer interiors		
L Lock option, lock		
B Lock finish		

Credenzas for U or L configuration 30" w BBF one end

description	depth	width	height	pattern no.	V1	V2	V3
Credenza for U or L config w/30" w BBF recessed modesty w/hinged access to wall	24"	90"	29"	GCRJ3(L/R)RH9024 () () () () () () ()	\$4,255.	\$4,726.	\$6,379.
	24"	96"	29"	GCRJ3(L/R)RH9624 () () () () () () ()	4,296.	4,773.	6,445.
	24"	102"	29"	GCRJ3(L/R)RH10224 () () () () () () ()	4,341.	4,823.	6,510.
	24"	108"	29"	GCRJ3(L/R)RH10824 () () () () () () ()	4,383.	4,871.	6,575.



left hand shown

note: Recessed hinged modesty allowing access to wall full width of open knee space. Concealed hinges allow 180° rotation of the upper half of modesty downwards. Hinged modesty independant of credenza and is short 3 1/4" below worksurface for wire access. Additional storage may not be added to these units

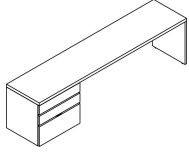
Order Code	Specification Information	Application Notes
Example: GCRJ3LUN9024	To order specify pattern number including:	5. Pull P1 - Integral P2 - Metal tab pull P3 - Leather tab pull P4 - Flip pull P5 - Box pull
G Graham Collection	1. Finish, wood V1, V2, V3	6. Pull finish if applicable
CR Credenza	2. Edge profile E1 - Float E2 - Reverse Bevel E3 - Square	7. Drawer interior W - Default wood drawer interior
J3 30" BBF	3. Grommet GC - Centered GL - Left GR - Right GD - Double GW - Edge (optional for units with unfinished backs, no modesty and recessed hinged modesty.) GP - Power center GN - None	8. Lock L - Lock N - No lock
(L/R) BBF left or right side		9. Lock finish if applicable
(U/F) Unfinished or Finished BBF back		
N No modesty		
90 Width		
24 Depth		
V312 Finish, wood		
E3 Edge profile		
GC Grommet location		
PA Grommet finish		
P1 Pull, Integral		
W Wood drawer interiors		
L Lock option, lock		
B Lock finish		

Credenzas for U or L configuration

36" w BBF one end

The Graham Collection

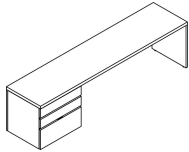
description	depth	width	height	pattern no.	V1	V2	V3
Credenza for U or L config w/36" w BBF unfinished back, no modesty	24"	102"	29"	GCRJ4(L/R)UN10224 () () () () () ()	\$3,782.	\$4,204.	\$5,675.
	24"	108"	29"	GCRJ4(L/R)UN10824 () () () () () ()	3,827.	4,252.	5,739.
	24"	114"	29"	GCRJ4(L/R)UN11424 () () () () () ()	3,870.	4,301.	5,806.
	24"	120"	29"	GCRJ4(L/R)UN12024 () () () () () ()	3,913.	4,348.	5,870.



left hand shown

L-base support at non-storage end, 13" wide. Additional storage may not be added alongside L-base.

Credenza for U or L config w/36" w BBF finished back, no modesty	25"	102"	29"	GCRJ4(L/R)FN10225 () () () () () ()	4,028.	4,476.	6,043.
	25"	108"	29"	GCRJ4(L/R)FN10825 () () () () () ()	4,071.	4,524.	6,108.
	25"	114"	29"	GCRJ4(L/R)FN11425 () () () () () ()	4,115.	4,574.	6,174.
	25"	120"	29"	GCRJ4(L/R)FN12025 () () () () () ()	4,159.	4,621.	6,238.



left hand shown

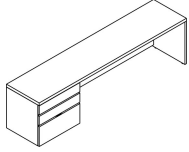
L-base support at non-storage end, 13" wide. Additional storage may not be added alongside L-base.

Order Code	Specification Information	Application Notes
Example: GCRJ4LUN10224	To order specify pattern number including:	5. Pull P1 - Integral P2 - Metal tab pull P3 - Leather tab pull P4 - Flip pull P5 - Box pull
G Graham Collection	1. Finish, wood V1, V2, V3	See grommet specifications for location based on option selected.
CR Credenza	2. Edge profile E1 - Float E2 - Reverse Bevel E3 - Square	Assembly required, ships knock-down.
J4 36" BBF	3. Grommet GC - Centered GL - Left GR - Right GD - Double GW - Edge (optional for units with unfinished backs, no modesty and recessed hinged modesty.) GP - Power center GN - None	Data/power box specified separately for power center grommet.
(L/R) BBF left or right side	4. Grommet finish if applicable	Worksurface stiffeners recommended to provide additional support for open spans greater than 48" w. See page 166.
(U/F) Unfinished or Finished BBF back	5. Pull finish if applicable	Upcharge applicable for: E2 - edge profile, add \$187 list GP - power center grommet, add \$155 list P1 - pulls, add \$267 list P3 - pulls, add \$162 list P4 - pulls, add \$434 list
N No modesty	6. Pull finish if applicable	
102 Width	7. Drawer interior W - Default wood drawer interior	
24 Depth	8. Lock L - Lock N - No lock	
V312 Finish, wood	9. Lock finish if applicable	
E3 Edge profile		
GC Grommet location		
PA Grommet finish		
P1 Pull, Integral		
W Wood drawer interiors		
L Lock option, lock		
B Lock finish		

Credenzas for U or L configuration 36" w BBF one end

The Graham Collection

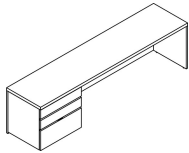
description	depth	width	height	pattern no.	V1	V2	V3
Credenza for U or L config w/36" w BBF unfinished back flush modesty unfinished outside	24"	102"	29"	GCRJ4(L/R)UF10224 () () () () () () () ()	\$4,143.	\$4,604.	\$6,217.
	24"	108"	29"	GCRJ4(L/R)UF10824 () () () () () () () ()	4,187.	4,654.	6,282.
	24"	114"	29"	GCRJ4(L/R)UF11424 () () () () () () () ()	4,232.	4,701.	6,346.
	24"	120"	29"	GCRJ4(L/R)UF12024 () () () () () () () ()	4,274.	4,749.	6,412.



left hand shown

modesty is inset and width of knee-space; do not add additional storage to these units

Credenza for U or L config w/36" w BBF flush modesty, one piece finished both sides	25"	102"	29"	GCRJ4(L/R)FF10225 () () () () () () () ()	4,402.	4,893.	6,604.
	25"	108"	29"	GCRJ4(L/R)FF10825 () () () () () () () ()	4,447.	4,941.	6,670.
	25"	114"	29"	GCRJ4(L/R)FF11425 () () () () () () () ()	4,492.	4,989.	6,736.
	25"	120"	29"	GCRJ4(L/R)FF12025 () () () () () () () ()	4,533.	5,037.	6,800.



left hand shown

modesty is full width of unit and outside; additional storage may be added although not recommended alongside end panel

Order Code	Specification Information	Application Notes
Example: GCRJ4LUN10224	To order specify pattern number including:	5. Pull P1 - Integral P2 - Metal tab pull P3 - Leather tab pull P4 - Flip pull P5 - Box pull
G Graham Collection	1. Finish, wood V1, V2, V3	6. Pull finish if applicable
CR Credenza	2. Edge profile E1 - Float E2 - Reverse Bevel E3 - Square	7. Drawer interior W - Default wood drawer interior
J4 36" BBF	3. Grommet GC - Centered GL - Left GR - Right GD - Double GW - Edge (optional for units with unfinished backs, no modesty and recessed hinged modesty.) GP - Power center GN - None	8. Lock L - Lock N - No lock
(L/R) BBF left or right side		9. Lock finish if applicable
(U/F) Unfinished or Finished BBF back		
N No modesty		
102 Width		
24 Depth		
V312 Finish, wood		
E3 Edge profile		
GC Grommet location		
PA Grommet finish		
P1 Pull, Integral		
W Wood drawer interiors		
L Lock option, lock		
B Lock finish		

See grommet specifications for location based on option selected.

Assembly required, ships knock-down.

Data/power box specified separately for power center grommet.

Worksurface stiffeners recommended to provide additional support for open spans greater than 48" w. See page 166.

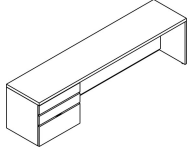
Upcharge applicable for:
E2 - edge profile, add \$187 list
GP - power center grommet, add \$155 list
P1 - pulls, add \$267 list
P3 - pulls, add \$162 list
P4 - pulls, add \$434 list

Credenzas

Credenzas for U or L configuration 36" w BBF one end

The Graham Collection

description	depth	width	height	pattern no.	V1	V2	V3
Credenza for U or L config w/36" w BBF	24"	102"	29"	GCRJ4(L/R)RH10224 (X)(X)(X)(X)(X)(X)	\$4,423.	\$4,913.	\$6,633.
recessed modesty w/hinged access to wall	24"	108"	29"	GCRJ4(L/R)RH10824 (X)(X)(X)(X)(X)(X)	4,455.	4,950.	6,683.
	24"	114"	29"	GCRJ4(L/R)RH11424 (X)(X)(X)(X)(X)(X)	4,487.	4,986.	6,732.
	24"	120"	29"	GCRJ4(L/R)RH12024 (X)(X)(X)(X)(X)(X)	4,521.	5,021.	6,780.



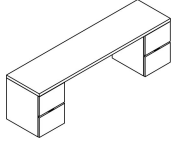
left hand shown

note: Recessed hinged modesty allowing access to wall full width of open knee space. Concealed hinges allow 180° rotation of the upper half of modesty downwards. Hinged modesty independant of credenza and is short 3 1/4" below worksurface for wire access. Additional storage may not be added to these units

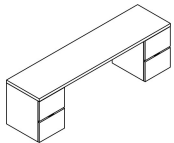
Order Code	Specification Information	Application Notes
Example: GCRJ4LUN10224	To order specify pattern number including:	5. Pull P1 - Integral P2 - Metal tab pull P3 - Leather tab pull P4 - Flip pull P5 - Box pull
G Graham Collection	1. Finish, wood V1,V2,V3	See grommet specifications for location based on option selected.
CR Credenza	2. Edge profile E1 - Float E2 - Reverse Bevel E3 - Square	Assembly required, ships knock-down.
J4 36" BBF	3. Grommet GC - Centered GL - Left GR - Right GD - Double GW - Edge (optional for units with unfinished backs, no modesty and recessed hinged modesty.) GP - Power center GN - None	Data/power box specified separately for power center grommet.
(L/R) BBF left or right side		Worksurface stiffeners recommended to provide additional support for open spans greater than 48" w. See page 166.
(U/F) Unfinished or Finished BBF back		Upcharge applicable for: E2 - edge profile, add \$187 list GP - power center grommet, add \$155 list P1 - pulls, add \$267 list P3 - pulls, add \$162 list P4 - pulls, add \$434 list
N No modesty		
102 Width		
24 Depth		
V312 Finish, wood		
E3 Edge profile		
GC Grommet location		
PA Grommet finish		
P1 Pull, Integral		
W Wood drawer interiors		
L Lock option, lock		
B Lock finish	4. Grommet finish if applicable	
		7. Drawer interior W - Default wood drawer interior
		8. Lock L - Lock N - No lock
		9. Lock finish if applicable

Credenzas with kneespace
file / file storage each end
no modesty panel

description	depth	width	height	pattern no.	V1	V2	V3
Credenza w/open knee space	24"	78"	29"	GCRKETUN7824 () () () () () () ()	\$4,299.	\$4,778.	\$6,450.
w/FF (letter width) each end unfinished backs	24"	84"	29"	GCRKETUN8424 () () () () () () ()	4,319.	4,799.	6,479.
no modesty	24"	90"	29"	GCRKETUN9024 () () () () () () ()	4,341.	4,823.	6,510.
	24"	96"	29"	GCRKETUN9624 () () () () () () ()	4,361.	4,845.	6,541.



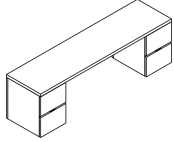
Credenza w/open knee space	24"	78"	29"	GCRKEGUN7824 () () () () () () ()	4,299.	4,778.	6,450.
w/FF (legal width) each end unfinished backs	24"	84"	29"	GCRKEGUN8424 () () () () () () ()	4,319.	4,799.	6,479.
no modesty	24"	90"	29"	GCRKEGUN9024 () () () () () () ()	4,341.	4,823.	6,510.
	24"	96"	29"	GCRKEGUN9624 () () () () () () ()	4,361.	4,845.	6,541.



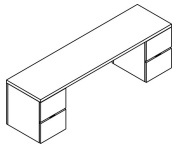
Order Code	Specification Information	Application Notes
Example: GCRKETUN7824	To order specify pattern number including:	5. Pull P1 - Integral P2 - Metal tab pull P3 - Leather tab pull P4 - Flip pull P5 - Box pull
G Graham Collection	1. Finish, wood V1, V2, V3	Optional letter or legal width pedestals; T for letter width, G for legal width embedded in pattern number.
CR Credenza	2. Edge profile E1 - Float E2 - Reverse Bevel E3 - Square	See grommet specifications for location based on option selected.
KE FF both ends	3. Grommet GC - Centered GL - Left GR - Right GD - Double GW - Edge (optional for units with unfinished backs only.) GP - Power center GN - None	Assembly required, ships knock-down.
(T/G) Letter/ legal width pedestals	4. Grommet finish if applicable	Data/power box specified separately for power center grommet.
(U/F) Unfinished or Finished pedestal backs		Worksurface stiffeners recommended to provide additional support for open spans greater than 48" w. See page 166.
N No modesty		9. Lock finish if applicable Upcharge applicable for: E2 - edge profile, add \$187 list GP - power center grommet, add \$155 list P1 - pulls, add \$355 list P3 - pulls, add \$216 list P4 - pulls, add \$290 list
78 Width		
24 Depth		
V312 Finish, wood		
E3 Edge profile		
GC Grommet location		
PA Grommet finish		
P1 Pull, Integral		
W Wood drawer interiors		
L Lock option, lock		
B Lock finish		

Credenzas with kneespace
file / file storage each end
no modesty panel

description	depth	width	height	pattern no.	V1	V2	V3
Credenza w/open knee space	25"	78"	29"	GCRKETFN7825 () () () () () ()	\$4,651.	\$5,168.	\$6,977.
w/FF (letter width) each end finished backs	25"	84"	29"	GCRKETFN8425 () () () () () ()	4,671.	5,191.	7,007.
no modesty	25"	90"	29"	GCRKETFN9025 () () () () () ()	4,691.	5,213.	7,036.
	25"	96"	29"	GCRKETFN9625 () () () () () ()	4,712.	5,235.	7,067.



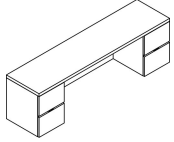
Credenza w/open knee space	25"	78"	29"	GCRKEGFN7825 () () () () () ()	4,651.	5,168.	6,977.
w/FF (legal width) each end finished backs	25"	84"	29"	GCRKEGFN8425 () () () () () ()	4,671.	5,191.	7,007.
no modesty	25"	90"	29"	GCRKEGFN9025 () () () () () ()	4,691.	5,213.	7,036.
	25"	96"	29"	GCRKEGFN9625 () () () () () ()	4,712.	5,235.	7,067.



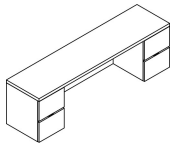
Order Code	Specification Information	Application Notes
Example: GCRKETUN7824	To order specify pattern number including:	5. Pull P1 - Integral P2 - Metal tab pull P3 - Leather tab pull P4 - Flip pull P5 - Box pull
G Graham Collection	1. Finish, wood V1, V2, V3	Optional letter or legal width pedestals; T for letter width, G for legal width embedded in pattern number.
CR Credenza	2. Edge profile E1 - Float E2 - Reverse Bevel E3 - Square	See grommet specifications for location based on option selected.
KE FF both ends	3. Grommet GC - Centered GL - Left GR - Right GD - Double GW - Edge (optional for units with unfinished backs only.) GP - Power center GN - None	Assembly required, ships knock-down.
(T/G) Letter/ legal width pedestals	4. Grommet finish if applicable	Data/power box specified separately for power center grommet.
(U/F) Unfinished or Finished pedestal backs		Worksurface stiffeners recommended to provide additional support for open spans greater than 48" w. See page 166.
N No modesty		Upcharge applicable for: E2 - edge profile, add \$187 list GP - power center grommet, add \$155 list P1 - pulls, add \$355 list P3 - pulls, add \$216 list P4 - pulls, add \$290 list
78 Width		
24 Depth		
V312 Finish, wood		
E3 Edge profile		
GC Grommet location		
PA Grommet finish		
P1 Pull, Integral		
W Wood drawer interiors		
L Lock option, lock		
B Lock finish		

Credenzas with kneespace
file / file storage each end
flush modesty panel

description	depth	width	height	pattern no.	V1	V2	V3
Credenza w/open knee space	24"	78"	29"	GCRKETUF7824 () () () () () () ()	\$4,682.	\$5,202.	\$7,023.
w/FF (letter width) each end unfinished backs	24"	84"	29"	GCRKETUF8424 () () () () () () ()	4,711.	5,234.	7,066.
flush modesty unfinished outside	24"	90"	29"	GCRKETUF9024 () () () () () () ()	4,738.	5,264.	7,107.
	24"	96"	29"	GCRKETUF9624 () () () () () () ()	4,767.	5,297.	7,148.



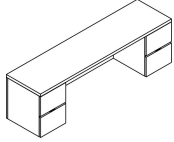
Credenza w/open knee space	24"	78"	29"	GCRKEGUF7824 () () () () () () ()	4,682.	5,202.	7,023.
w/FF (legal width) each end unfinished backs	24"	84"	29"	GCRKEGUF8424 () () () () () () ()	4,711.	5,234.	7,066.
flush modesty unfinished outside	24"	90"	29"	GCRKEGUF9024 () () () () () () ()	4,738.	5,264.	7,107.
	24"	96"	29"	GCRKEGUF9624 () () () () () () ()	4,767.	5,297.	7,148.



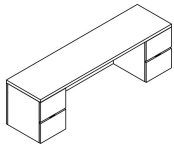
Order Code	Specification Information	Application Notes
Example: GCRKETUF7824	To order specify pattern number including:	5. Pull P1 - Integral P2 - Metal tab pull P3 - Leather tab pull P4 - Flip pull P5 - Box pull
G Graham Collection	1. Finish, wood V1, V2, V3	6. Pull finish if applicable
CR Credenza	2. Edge profile E1 - Float E2 - Reverse Bevel E3 - Square	7. Drawer interior W - Default wood drawer interior
KE FF both ends	3. Grommet GC - Centered GL - Left GR - Right GD - Double GP - Power center GN - None	8. Lock L - Lock N - No lock
(T/G) Letter/ legal width pedestals	4. Grommet finish if applicable	9. Lock finish if applicable
(U/F) Unfinished or Finished pedestal backs		Optional letter or legal width pedestals; T for letter width, G for legal width embedded in pattern number.
F Flush modesty		See grommet specifications for grommet locations based on option selected.
78 Width		Data/power box specified separately for power center grommet.
24 Depth		Worksurface stiffeners recommended to provide additional support for open spans greater than 48" w. See page 166.
V312 Finish, wood		Upcharge applicable for: E2 - edge profile, add \$187 list GP - power center grommet, add \$155 list P1 - pulls, add \$355 list P3 - pulls, add \$216 list P4 - pulls, add \$290 list
E3 Edge profile		
GC Grommet location		
PA Grommet finish		
P1 Pull, Integral		
W Wood drawer interiors		
L Lock option, lock		
B Lock finish		

Credenzas with kneespace
file / file storage each end
flush modesty panel

description	depth	width	height	pattern no.	V1	V2	V3
Credenza w/open knee space w/FF (letter width) each end one piece flush modesty finished both sides	25"	78"	29"	GCRKETFF7825 () () () () () () ()	\$4,844.	\$5,382.	\$7,267.
	25"	84"	29"	GCRKETFF8425 () () () () () () ()	4,873.	5,414.	7,308.
	25"	90"	29"	GCRKETFF9025 () () () () () () ()	4,901.	5,445.	7,349.
	25"	96"	29"	GCRKETFF9625 () () () () () () ()	4,929.	5,478.	7,393.



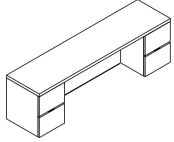
Credenza w/open knee space w/FF (legal width) each end one piece flush modesty finished both sides	25"	78"	29"	GCRKEGFF7825 () () () () () () ()	4,844.	5,382.	7,267.
	25"	84"	29"	GCRKEGFF8425 () () () () () () ()	4,873.	5,414.	7,308.
	25"	90"	29"	GCRKEGFF9025 () () () () () () ()	4,901.	5,445.	7,349.
	25"	96"	29"	GCRKEGFF9625 () () () () () () ()	4,929.	5,478.	7,393.



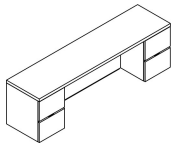
Order Code	Specification Information	Application Notes
Example: GCRKETUF7824	To order specify pattern number including:	5. Pull P1 - Integral P2 - Metal tab pull P3 - Leather tab pull P4 - Flip pull P5 - Box pull
G Graham Collection	1. Finish, wood V1, V2, V3	6. Pull finish if applicable
CR Credenza	2. Edge profile E1 - Float E2 - Reverse Bevel E3 - Square	7. Drawer interior W - Default wood drawer interior
KE FF both ends	3. Grommet GC - Centered GL - Left GR - Right GD - Double GP - Power center GN - None	8. Lock L - Lock N - No lock
(T/G) Letter/ legal width pedestals	4. Grommet finish if applicable	9. Lock finish if applicable
(U/F) Unfinished or Finished pedestal backs		Optional letter or legal width pedestals; T for letter width, G for legal width embedded in pattern number.
F Flush modesty		See grommet specifications for grommet locations based on option selected.
78 Width		Data/power box specified separately for power center grommet.
24 Depth		Worksurface stiffeners recommended to provide additional support for open spans greater than 48" w. See page 166.
V312 Finish, wood		Upcharge applicable for: E2 - edge profile, add \$187 list GP - power center grommet, add \$155 list P1 - pulls, add \$355 list P3 - pulls, add \$216 list P4 - pulls, add \$290 list
E3 Edge profile		
GC Grommet location		
PA Grommet finish		
P1 Pull, Integral		
W Wood drawer interiors		
L Lock option, lock		
B Lock finish		

Credenzas with kneespace
file / file storage each end
recessed modesty with access

description	depth	width	height	pattern no.	V1	V2	V3
Credenza w/open knee space w/FF (letter width) each end recessed modesty w/hinged access to wall	24"	78"	29"	GCRKETRH7824 () () () () () () () ()	\$4,877.	\$5,418.	\$7,314.
	24"	84"	29"	GCRKETRH8424 () () () () () () () ()	4,916.	5,463.	7,377.
	24"	90"	29"	GCRKETRH9024 () () () () () () () ()	4,958.	5,510.	7,437.
	24"	96"	29"	GCRKETRH9624 () () () () () () () ()	5,001.	5,556.	7,499.



Credenza w/open knee space w/FF (legal width) each end recessed modesty w/hinged access to wall	24"	78"	29"	GCRKEGRH7824 () () () () () () () ()	4,877.	5,418.	7,314.
	24"	84"	29"	GCRKEGRH8424 () () () () () () () ()	4,916.	5,463.	7,377.
	24"	90"	29"	GCRKEGRH9024 () () () () () () () ()	4,958.	5,510.	7,437.
	24"	96"	29"	GCRKEGRH9624 () () () () () () () ()	5,001.	5,556.	7,499.



Order Code	Specification Information	Application Notes
Example: GCRKETRH7824	To order specify pattern number including:	5. Pull
G Graham Collection	1. Finish, wood V1,V2,V3	P1 - Integral P2 - Metal tab pull P3 - Leather tab pull P4 - Flip pull P5 - Box pull
CR Credenza	2. Edge profile E1 - Float E2 - Reverse Bevel E3 - Square	6. Pull finish if applicable
KE FF both ends	3. Grommet GC - Centered GL - Left GR - Right GD - Double GW - Edge (optional for units with unfinished backs only.) GP - Power center GN - None	7. Drawer interior W - Default wood drawer interior
(T/G) Letter/ legal width pedestals	4. Grommet finish if applicable	8. Lock L - Lock N - No lock
RH Recessed hinged modesty		9. Lock finish if applicable
78 Width		Upcharge applicable for: E2 - edge profile, add \$187 list GP - power center grommet, add \$155 list P1 - pulls, add \$355 list P3 - pulls, add \$216 list P4 - pulls, add \$290 list
24 Depth		
V312 Finish, wood		
E3 Edge profile		
GC Grommet location		
PA Grommet finish		
P1 Pull, Integral		
W Wood drawer interiors		
L Lock option, lock		
B Lock finish		

Optional letter or legal width pedestals; T for letter width, G for legal width embedded in pattern number.

See grommet specifications for grommet locations based on option selected.

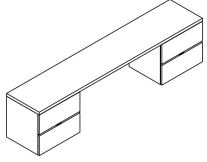
Data/power box specified separately for power center grommet.

Recessed hinged modesty hinged for access to wall full width open knee space. Concealed hinges allow 180° rotation of the upper half of modesty downwards. Hinged modesty independent of credenza and is short 3 1/4" below worksurface for access.

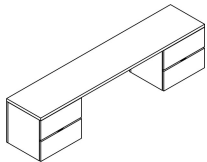
Worksurface stiffeners recommended to provide additional support for open spans greater than 48" w. See page 166.

Credenzas with kneespace 30" w lateral each end

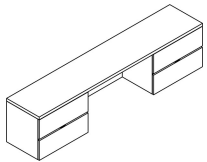
description	depth	width	height	pattern no.	V1	V2	V3
Credenza w/open knee space w/30" w laterals each end unfinished backs no modesty	24"	96"	29"	GCRK3EUN9624 () () () () () () () ()	\$4,896.	\$5,440.	\$7,341.
	24"	102"	29"	GCRK3EUN10224 () () () () () () () ()	4,927.	5,474.	7,388.
	24"	108"	29"	GCRK3EUN10824 () () () () () () () ()	4,956.	5,506.	7,434.
	24"	114"	29"	GCRK3EUN11424 () () () () () () () ()	4,986.	5,540.	7,480.
	24"	120"	29"	GCRK3EUN12024 () () () () () () () ()	5,016.	5,574.	7,527.



Credenza w/open knee space w/30" w laterals each end finished backs no modesty	25"	96"	29"	GCRK3EFN9625 () () () () () () () ()	5,246.	5,829.	7,870.
	25"	102"	29"	GCRK3EFN10225 () () () () () () () ()	5,277.	5,863.	7,915.
	25"	108"	29"	GCRK3EFN10825 () () () () () () () ()	5,307.	5,897.	7,962.
	25"	114"	29"	GCRK3EFN11425 () () () () () () () ()	5,338.	5,932.	8,006.
	25"	120"	29"	GCRK3EFN12025 () () () () () () () ()	5,369.	5,966.	8,052.



Credenza w/open knee space w/30" w laterals each end unfinished backs flush modesty unfinished outside back	24"	96"	29"	GCRK3EUF9624 () () () () () () () ()	5,192.	5,768.	7,787.
	24"	102"	29"	GCRK3EUF10224 () () () () () () () ()	5,250.	5,833.	7,876.
	24"	108"	29"	GCRK3EUF10824 () () () () () () () ()	5,308.	5,898.	7,963.
	24"	114"	29"	GCRK3EUF11424 () () () () () () () ()	5,368.	5,964.	8,051.
	24"	120"	29"	GCRK3EUF12024 () () () () () () () ()	5,426.	6,029.	8,139.

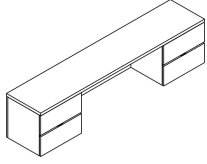


Order Code	Specification Information	Application Notes
Example: GCRK3EUN9624	To order specify pattern number including:	5. Pull P1 - Integral P2 - Metal tab pull P3 - Leather tab pull P4 - Flip pull P5 - Box pull
G Graham Collection	1. Finish, wood V1, V2, V3	See grommet specifications for location based on option selected.
CR Credenza	2. Edge profile E1 - Float E2 - Reverse Bevel E3 - Square	Assembly required, ships knock-down.
K3E 30" w lateral both ends	3. Grommet GC - Centered GL - Left GR - Right GD - Double GW - Edge (optional for units with unfinished backs, no modesty and recessed hinged modesty.) GP - Power center GN - None	Data/power box specified separately for power center grommet.
(U/F) Unfinished or Finished lateral backs	4. Grommet finish if applicable	Worksurface stiffeners recommended to provide additional support for open spans greater than 48" w. See page 166.
N No modesty		7. Drawer interior W - Default wood drawer interior
96 Width		8. Lock L - Lock N - No lock
24 Depth		9. Lock finish if applicable
V312 Finish, wood		Upcharge applicable for: E2 - edge profile, add \$187 list GP - power center grommet, add \$155 list P1 - pulls, add \$355 list P3 - pulls, add \$216 list P4 - pulls, add \$579 list
E3 Edge profile		
GC Grommet location		
PA Grommet finish		
P1 Pull, Integral		
W Wood drawer interiors		
L Lock option, lock		
B Lock finish		

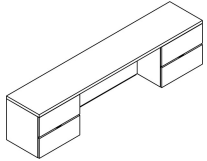
Credenzas with kneespace 30" w lateral each end

The Graham Collection

description	depth	width	height	pattern no.	V1	V2	V3
Credenza w/open knee space w/30" w laterals each end one piece flush modesty finished both sides	25"	96"	29"	GCRK3EFF9625 () () () () () () ()	\$5,451.	\$6,055.	\$8,175.
	25"	102"	29"	GCRK3EFF10225 () () () () () () ()	5,510.	6,121.	8,266.
	25"	108"	29"	GCRK3EFF10825 () () () () () () ()	5,569.	6,187.	8,352.
	25"	114"	29"	GCRK3EFF11425 () () () () () () ()	5,627.	6,253.	8,442.
	25"	120"	29"	GCRK3EFF12025 () () () () () () ()	5,685.	6,317.	8,529.



Credenza w/open knee space w/30" w laterals each end recessed modesty w/hinged access to wall	24"	96"	29"	GCRK3ERH9624 () () () () () () ()	5,449.	6,054.	8,174.
	24"	102"	29"	GCRK3ERH10224 () () () () () () ()	5,497.	6,108.	8,245.
	24"	108"	29"	GCRK3ERH10824 () () () () () () ()	5,543.	6,159.	8,315.
	24"	114"	29"	GCRK3ERH11424 () () () () () () ()	5,591.	6,213.	8,388.
	24"	120"	29"	GCRK3ERH12024 () () () () () () ()	5,639.	6,264.	8,456.

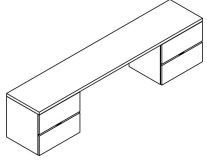


note: Recessed hinged modesty allowing access to wall full width of open knee space. Concealed hinges allow 180° rotation of the upper half of modesty downwards. Hinged modesty independant of credenza and is short 3/4" below worksurface for wire access.

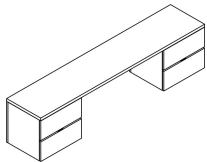
Order Code	Specification Information	Application Notes
Example: GCRK3EUN9624	To order specify pattern number including:	5. Pull P1 - Integral P2 - Metal tab pull P3 - Leather tab pull P4 - Flip pull P5 - Box pull
G Graham Collection	1. Finish, wood V1, V2, V3	See grommet specifications for location based on option selected.
CR Credenza	2. Edge profile E1 - Float E2 - Reverse Bevel E3 - Square	Assembly required, ships knock-down.
K3E 30" w lateral both ends	3. Grommet GC - Centered GL - Left GR - Right GD - Double GW - Edge (optional for units with unfinished backs, no modesty and recessed hinged modesty.) GP - Power center GN - None	Data/power box specified separately for power center grommet.
(U/F) Unfinished or Finished lateral backs		Worksurface stiffeners recommended to provide additional support for open spans greater than 48" w. See page 166.
N No modesty		Upcharge applicable for: E2 - edge profile, add \$187 list GP - power center grommet, add \$155 list P1 - pulls, add \$355 list P3 - pulls, add \$216 list P4 - pulls, add \$579 list
96 Width		
24 Depth		
V312 Finish, wood		
E3 Edge profile		
GC Grommet location		
PA Grommet finish		
P1 Pull, Integral		
W Wood drawer interiors		
L Lock option, lock		
B Lock finish		
	4. Grommet finish if applicable	
	6. Pull finish if applicable	
	7. Drawer interior W - Default wood drawer interior	
	8. Lock L - Lock N - No lock	
	9. Lock finish if applicable	

Credenzas with kneespace 36" w lateral each end

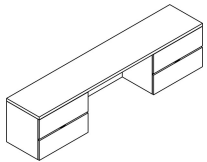
description	depth	width	height	pattern no.	V1	V2	V3
Credenza w/open knee space w/36" w laterals each end unfinished backs no modesty	24"	102"	29"	GCRK4EUN10224 () () () () () ()	\$5,195.	\$5,773.	\$7,793.
	24"	108"	29"	GCRK4EUN10824 () () () () () ()	5,217.	5,795.	7,826.
	24"	114"	29"	GCRK4EUN11424 () () () () () ()	5,236.	5,818.	7,855.
	24"	120"	29"	GCRK4EUN12024 () () () () () ()	5,258.	5,843.	7,885.



Credenza w/open knee space w/36" w laterals each end finished backs no modesty	25"	102"	29"	GCRK4EFN10225 () () () () () ()	5,547.	6,162.	8,319.
	25"	108"	29"	GCRK4EFN10825 () () () () () ()	5,569.	6,187.	8,352.
	25"	114"	29"	GCRK4EFN11425 () () () () () ()	5,588.	6,208.	8,383.
	25"	120"	29"	GCRK4EFN12025 () () () () () ()	5,608.	6,232.	8,415.



Credenza w/open knee space w/36" w laterals each end unfinished backs flush modesty unfinished outside back	24"	102"	29"	GCRK4EUF10224 () () () () () ()	5,441.	6,044.	8,160.
	24"	108"	29"	GCRK4EUF10824 () () () () () ()	5,483.	6,092.	8,226.
	24"	114"	29"	GCRK4EUF11424 () () () () () ()	5,527.	6,141.	8,288.
	24"	120"	29"	GCRK4EUF12024 () () () () () ()	5,570.	6,189.	8,356.

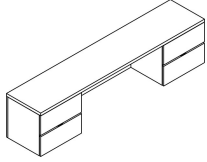


Order Code	Specification Information	Application Notes
Example: GCRK4EUN10224	To order specify pattern number including:	5. Pull P1 - Integral P2 - Metal tab pull P3 - Leather tab pull P4 - Flip pull P5 - Box pull
G Graham Collection	1. Finish, wood V1, V2, V3	See grommet specifications for location based on option selected.
CR Credenza	2. Edge profile E1 - Float E2 - Reverse Bevel E3 - Square	Assembly required, ships knock-down.
K4E 36"W lateral both ends	3. Grommet GC - Centered GL - Left GR - Right GD - Double GW - Edge (optional for units with unfinished backs, no modesty and recessed hinged modesty.) GP - Power center GN - None	Data/power box specified separately for power center grommet.
(U/F) Unfinished or Finished lateral backs		Worksurface stiffeners recommended to provide additional support for open spans greater than 48" w. See page 166.
N No modesty		Upcharge applicable for: E2 - edge profile, add \$187 list GP - power center grommet, add \$155 list P1 - pulls, add \$355 list P3 - pulls, add \$216 list P4 - pulls, add \$579 list
102 Width		
24 Depth		
V312 Finish, wood		
E3 Edge profile		
GC Grommet location		
PA Grommet finish		
P1 Pull, Integral		
W Wood drawer interiors		
L Lock option, lock		
B Lock finish		
	4. Grommet finish if applicable	
	6. Pull finish if applicable	
	7. Drawer interior W - Default wood drawer interior	
	8. Lock L - Lock N - No lock	
	9. Lock finish if applicable	

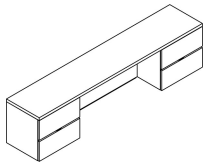
Credenzas with kneespace 36" w lateral each end

The Graham Collection

description	depth	width	height	pattern no.	V1	V2	V3
Credenza w/open knee space w/36" w laterals each end one piece flush modesty finished both sides	25"	102"	29"	GCRK4EFF10225 () () () () () () ()	\$5,700.	\$6,333.	\$8,549.
	25"	108"	29"	GCRK4EFF10825 () () () () () () ()	5,744.	6,381.	8,614.
	25"	114"	29"	GCRK4EFF11425 () () () () () () ()	5,786.	6,429.	8,679.
	25"	120"	29"	GCRK4EFF12025 () () () () () () ()	5,829.	6,477.	8,743.



Credenza w/open knee space w/36" w laterals each end recessed modesty w/hinged access to wall	24"	102"	29"	GCRK4ERH10224 () () () () () () ()	5,626.	6,251.	8,440.
	24"	108"	29"	GCRK4ERH10824 () () () () () () ()	5,660.	6,289.	8,492.
	24"	114"	29"	GCRK4ERH11424 () () () () () () ()	5,697.	6,328.	8,543.
	24"	120"	29"	GCRK4ERH12024 () () () () () () ()	5,731.	6,367.	8,597.

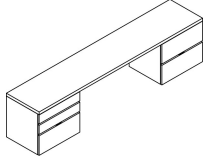


note: Recessed hinged modesty allowing access to wall full width of open knee space. Concealed hinges allow 180° rotation of the upper half of modesty downwards. Hinged modesty independant of credenza and is short 3/4" below worksurface for wire access.

Order Code	Specification Information	Application Notes
Example: GCRK4EUN10224	To order specify pattern number including:	See grommet specifications for location based on option selected.
G Graham Collection	5. Pull	Assembly required, ships knock-down.
CR Credenza	1. Finish, wood V1, V2, V3	Data/power box specified separately for power center grommet.
K4E 36" W lateral both ends	2. Edge profile E1 - Float E2 - Reverse Bevel E3 - Square	Worksurface stiffeners recommended to provide additional support for open spans greater than 48" w. See page 166.
(U/F) Unfinished or Finished lateral backs	3. Grommet GC - Centered GL - Lleft GR - Right GD - Double GW - Edge (optional for units with unfinished backs, no modesty and recessed hinged modesty.) GP - Power center GN - None	Upcharge applicable for: E2 - edge profile, add \$187 list GP - power center grommet, add \$155 list P1 - pulls, add \$355 list P3 - pulls, add \$216 list P4 - pulls, add \$579 list
N No modesty	4. Grommet finish if applicable	
102 Width		
24 Depth		
V312 Finish, wood		
E3 Edge profile		
GC Grommet location		
PA Grommet finish		
P1 Pull, Integral		
W Wood drawer interiors		
L Lock option, lock		
B Lock finish		

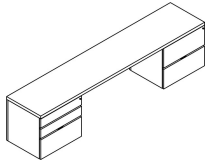
Credenzas with kneespace
30" w BBF / Lateral
no modesty panel

description	depth	width	height	pattern no.	V1	V2	V3
Credenza w/open knee space w/30" w BBF/FF on ends unfinished backs no modesty	24"	96"	29"	GCRJK3UN9624 () () () () () () ()	\$5,185.	\$5,761.	\$7,776.
	24"	102"	29"	GCRJK3UN10224 () () () () () () ()	5,216.	5,794.	7,824.
	24"	108"	29"	GCRJK3UN10824 () () () () () () ()	5,246.	5,829.	7,870.
	24"	114"	29"	GCRJK3UN11424 () () () () () () ()	5,277.	5,863.	7,915.
	24"	120"	29"	GCRJK3UN12024 () () () () () () ()	5,307.	5,897.	7,962.



Credenza w/open knee space w/30" w FF/BBF on ends unfinished backs no modesty	24"	96"	29"	GCRJK3UN9624 () () () () () () ()	5,185.	5,761.	7,776.
	24"	102"	29"	GCRJK3UN10224 () () () () () () ()	5,216.	5,794.	7,824.
	24"	108"	29"	GCRJK3UN10824 () () () () () () ()	5,246.	5,829.	7,870.
	24"	114"	29"	GCRJK3UN11424 () () () () () () ()	5,277.	5,863.	7,915.
	24"	120"	29"	GCRJK3UN12024 () () () () () () ()	5,307.	5,897.	7,962.

Credenza w/open knee space w/30" w FF/BBF on ends finished backs no modesty	25"	96"	29"	GCRJK3FN9625 () () () () () () ()	5,536.	6,151.	8,306.
	25"	102"	29"	GCRJK3FN10225 () () () () () () ()	5,568.	6,186.	8,351.
	25"	108"	29"	GCRJK3FN10825 () () () () () () ()	5,599.	6,220.	8,396.
	25"	114"	29"	GCRJK3FN11425 () () () () () () ()	5,628.	6,255.	8,443.
	25"	120"	29"	GCRJK3FN12025 () () () () () () ()	5,658.	6,287.	8,489.

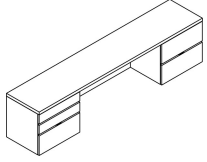


Credenza w/open knee space w/30" w FF/BBF on ends finished backs no modesty	25"	96"	29"	GCRJK3FN9625 () () () () () () ()	5,536.	6,151.	8,306.
	25"	102"	29"	GCRJK3FN10225 () () () () () () ()	5,568.	6,186.	8,351.
	25"	108"	29"	GCRJK3FN10825 () () () () () () ()	5,599.	6,220.	8,396.
	25"	114"	29"	GCRJK3FN11425 () () () () () () ()	5,628.	6,255.	8,443.
	25"	120"	29"	GCRJK3FN12025 () () () () () () ()	5,658.	6,287.	8,489.

Order Code	Specification Information	Application Notes
Example: GCRJK3UN9624	To order specify pattern number including:	5. Pull
G Graham Collection	1. Finish, wood V1, V2, V3	P1 - Integral
CR Credenza	2. Edge profile E1 - Float E2 - Reverse Bevel E3 - Square	P2 - Metal tab pull P3 - Leather tab pull P4 - Flip pull P5 - Box pull
JK3 30" w BBF left, 30" w lateral right	3. Grommet GC - Centered GL - Left GR - Right GD - Double GW - Edge (optional for units with unfinished backs only.) GP - Power center GN - None	6. Pull finish if applicable
(U/F) Unfinished or Finished backs	4. Grommet finish if applicable	7. Drawer interior W - Default wood drawer interior
N No modesty		8. Lock L - Lock N - No lock
96 Width		9. Lock finish if applicable
24 Depth		
V312 Finish, wood		
E3 Edge profile		
GC Grommet location		
PA Grommet finish		
P1 Pull, Integral		
W Wood drawer interiors		
L Lock option, lock		
B Lock finish		

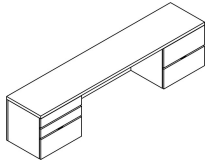
Credenzas with kneespace
30" w BBF / Lateral
flush modesty panel

description	depth	width	height	pattern no.	V1	V2	V3
Credenza w/open knee space w/30" w BBF/FF on ends unfinished backs flush modesty unfinished outside back	24"	96"	29"	GCRJK3UF9624 () () () () () () () ()	\$5,481.	\$6,089.	\$8,223.
	24"	102"	29"	GCRJK3UF10224 () () () () () () () ()	5,540.	6,156.	8,311.
	24"	108"	29"	GCRJK3UF10824 () () () () () () () ()	5,599.	6,221.	8,397.
	24"	114"	29"	GCRJK3UF11424 () () () () () () () ()	5,658.	6,286.	8,486.
	24"	120"	29"	GCRJK3UF12024 () () () () () () () ()	5,715.	6,351.	8,574.



Credenza w/open knee space w/30" w FF/BBF on ends unfinished backs flush modesty unfinished outside back	24"	96"	29"	GCRKJ3UF9624 () () () () () () () ()	5,481.	6,089.	8,223.
	24"	102"	29"	GCRKJ3UF10224 () () () () () () () ()	5,540.	6,156.	8,311.
	24"	108"	29"	GCRKJ3UF10824 () () () () () () () ()	5,599.	6,221.	8,397.
	24"	114"	29"	GCRKJ3UF11424 () () () () () () () ()	5,658.	6,286.	8,486.
	24"	120"	29"	GCRKJ3UF12024 () () () () () () () ()	5,715.	6,351.	8,574.

Credenza w/open knee space w/30" w BBF/FF on ends one piece flush modesty finished both sides	25"	96"	29"	GCRJK3FF9625 () () () () () () () ()	5,740.	6,378.	8,611.
	25"	102"	29"	GCRJK3FF10225 () () () () () () () ()	5,799.	6,444.	8,700.
	25"	108"	29"	GCRJK3FF10825 () () () () () () () ()	5,858.	6,509.	8,787.
	25"	114"	29"	GCRJK3FF11425 () () () () () () () ()	5,917.	6,575.	8,877.
	25"	120"	29"	GCRJK3FF12025 () () () () () () () ()	5,975.	6,639.	8,964.

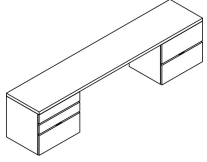


Credenza w/open knee space w/30" w FF/BBF on ends one piece flush modesty finished both sides	25"	96"	29"	GCRKJ3FF9625 () () () () () () () ()	5,740.	6,378.	8,611.
	25"	102"	29"	GCRKJ3FF10225 () () () () () () () ()	5,799.	6,444.	8,700.
	25"	108"	29"	GCRKJ3FF10825 () () () () () () () ()	5,858.	6,509.	8,787.
	25"	114"	29"	GCRKJ3FF11425 () () () () () () () ()	5,917.	6,575.	8,877.
	25"	120"	29"	GCRKJ3FF12025 () () () () () () () ()	5,975.	6,639.	8,964.

Order Code	Specification Information	Application Notes
Example: GCRJK3UF9624	To order specify pattern number including:	Optional letter or legal width pedestals; T for letter width, G for legal width embedded in pattern number.
G Graham Collection	1. Finish, wood V1, V2, V3	See grommet specifications for grommet locations based on option selected.
CR Credenza	2. Edge profile E1 - Float E2 - Reverse Bevel E3 - Square	Data/power box specified separately for power center grommet.
JK3 30" w BBF left, 30" w lateral right	3. Grommet GC - Centered GL - Left GR - Right GD - Double GP - Power center GN - None	Worksurface stiffeners recommended to provide additional support for open spans greater than 48" w. See page 166.
(U/F) Unfinished or Finished backs	4. Grommet finish if applicable	Upcharge applicable for: E2 - edge profile, add \$187 list GP - power center grommet, add \$155 list P1 - pulls, add \$444 list P3 - pulls, add \$269 list P4 - pulls, add \$723 list
F Flush modesty	5. Pull P1 - Integral P2 - Metal tab pull P3 - Leather tab pull P4 - Flip pull P5 - Box pull	
96 Width	6. Pull finish if applicable	
24 Depth	7. Drawer interior W - Default wood drawer interior	
V312 Finish, wood	8. Lock L - Lock N - No lock	
E3 Edge profile	9. Lock finish if applicable	
GC Grommet location		
PA Grommet finish		
P1 Pull, Integral		
W Wood drawer interiors		
L Lock option, lock		
111 Lock finish		

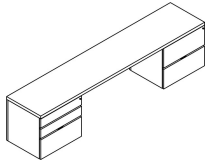
Credenzas with kneespace
36" w BBF / Lateral
no modesty panel

description	depth	width	height	pattern no.	V1	V2	V3
Credenza w/open knee space w/36" w BBF/FF on ends unfinished backs no modesty	24"	102"	29"	GCRJK4UN10224 () () () () () () () ()	\$5,498.	\$6,109.	\$8,246.
	24"	108"	29"	GCRJK4UN10824 () () () () () () () ()	5,520.	6,133.	8,279.
	24"	114"	29"	GCRJK4UN11424 () () () () () () () ()	5,539.	6,155.	8,310.
	24"	120"	29"	GCRJK4UN12024 () () () () () () () ()	5,561.	6,179.	8,341.



Credenza w/open knee space w/36" w FF/BBF on ends unfinished backs no modesty	24"	102"	29"	GCRKJ4UN10224 () () () () () () () ()	5,498.	6,109.	8,246.
	24"	108"	29"	GCRKJ4UN10824 () () () () () () () ()	5,520.	6,133.	8,279.
	24"	114"	29"	GCRKJ4UN11424 () () () () () () () ()	5,539.	6,155.	8,310.
	24"	120"	29"	GCRKJ4UN12024 () () () () () () () ()	5,561.	6,179.	8,341.

Credenza w/open knee space w/36" w BBF/FF on ends finished backs no modesty	25"	102"	29"	GCRJK4FN10225 () () () () () () () ()	5,851.	6,501.	8,774.
	25"	108"	29"	GCRJK4FN10825 () () () () () () () ()	5,869.	6,522.	8,806.
	25"	114"	29"	GCRJK4FN11425 () () () () () () () ()	5,891.	6,546.	8,837.
	25"	120"	29"	GCRJK4FN12025 () () () () () () () ()	5,913.	6,568.	8,868.

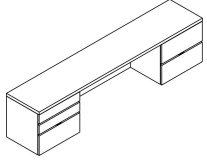


Credenza w/open knee space w/36" w FF/BBF on ends finished backs no modesty	25"	102"	29"	GCRKJ4FN10225 () () () () () () () ()	5,851.	6,501.	8,774.
	25"	108"	29"	GCRKJ4FN10825 () () () () () () () ()	5,869.	6,522.	8,806.
	25"	114"	29"	GCRKJ4FN11425 () () () () () () () ()	5,891.	6,546.	8,837.
	25"	120"	29"	GCRKJ4FN12025 () () () () () () () ()	5,913.	6,568.	8,868.

Order Code	Specification Information	Application Notes
Example: GCRJK4UN10224	To order specify pattern number including:	5. Pull
G Graham Collection	1. Finish, wood V1, V2, V3	P1 - Integral
CR Credenza	2. Edge profile E1 - Float E2 - Reverse Bevel E3 - Square	P2 - Metal tab pull P3 - Leather tab pull P4 - Flip pull P5 - Box pull
JK4 36" w BBF left, 36" w lateral right	3. Grommet GC - Centered GL - Left GR - Right GD - Double GW - Edge (optional for units with unfinished backs only.) GP - Power center GN - None	P6 - Pull finish if applicable
(U/F) Unfinished or Finished backs	4. Grommet finish if applicable	7. Drawer interior W - Default wood drawer interior
N No modesty		8. Lock L - Lock N - No lock
102 Width		9. Lock finish if applicable
24 Depth		
V312 Finish, wood		
E3 Edge profile		
GC Grommet location		
PA Grommet finish		
P1 Pull, Integral		
W Wood drawer interiors		
L Lock option, lock		
B Lock finish		

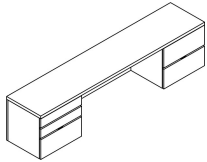
Credenzas with kneespace
36" w BBF / Lateral
flush modesty panel

description	depth	width	height	pattern no.	V1	V2	V3
Credenza w/open knee space w/36" w BBF/FF on ends unfinished backs flush modesty unfinished outside back	24"	102"	29"	GCRJK4UF10224 () () () () () () () ()	\$5,744.	\$6,381.	\$8,614.
	24"	108"	29"	GCRJK4UF10824 () () () () () () () ()	5,786.	6,429.	8,679.
	24"	114"	29"	GCRJK4UF11424 () () () () () () () ()	5,829.	6,477.	8,743.
	24"	120"	29"	GCRJK4UF12024 () () () () () () () ()	5,872.	6,525.	8,811.



Credenza w/open knee space w/36" w FF/BBF on ends unfinished backs flush modesty unfinished outside back	24"	102"	29"	GCRKJ4UF10224 () () () () () () () ()	5,744.	6,381.	8,614.
	24"	108"	29"	GCRKJ4UF10824 () () () () () () () ()	5,786.	6,429.	8,679.
	24"	114"	29"	GCRKJ4UF11424 () () () () () () () ()	5,829.	6,477.	8,743.
	24"	120"	29"	GCRKJ4UF12024 () () () () () () () ()	5,872.	6,525.	8,811.

Credenza w/open knee space w/36" w BBF/FF on ends one piece flush modesty finished both sides	25"	102"	29"	GCRJK4FF10225 () () () () () () () ()	6,002.	6,669.	9,004.
	25"	108"	29"	GCRJK4FF10825 () () () () () () () ()	6,044.	6,717.	9,068.
	25"	114"	29"	GCRJK4FF11425 () () () () () () () ()	6,089.	6,766.	9,134.
	25"	120"	29"	GCRJK4FF12025 () () () () () () () ()	6,133.	6,814.	9,198.

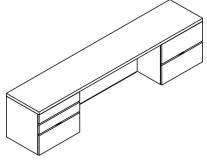


Credenza w/open knee space w/36" w FF/BBF on ends one piece flush modesty finished both sides	25"	102"	29"	GCRKJ4FF10225 () () () () () () () ()	6,002.	6,669.	9,004.
	25"	108"	29"	GCRKJ4FF10825 () () () () () () () ()	6,044.	6,717.	9,068.
	25"	114"	29"	GCRKJ4FF11425 () () () () () () () ()	6,089.	6,766.	9,134.
	25"	120"	29"	GCRKJ4FF12025 () () () () () () () ()	6,133.	6,814.	9,198.

Order Code	Specification Information	Application Notes
Example: GCRJK4UF10224	To order specify pattern number including:	Optional letter or legal width pedestals; T for letter width, G for legal width embedded in pattern number.
G Graham Collection	5. Pull	See grommet specifications for grommet locations based on option selected.
CR Credenza	1. Finish, wood V1, V2, V3	Data/power box specified separately for power center grommet.
JK4 36" w BBF left, 36" w lateral right	2. Edge profile E1 - Float E2 - Reverse Bevel E3 - Square	Worksurface stiffeners recommended to provide additional support for open spans greater than 48" w. See page 166.
(U/F) Unfinished or Finished backs	3. Grommet GC - Centered GL - Left GR - Right GD - Double GP - Power center GN - None	Upcharge applicable for: E2 - edge profile, add \$187 list GP - power center grommet, add \$155 list P1 - pulls, add \$444 list P3 - pulls, add \$269 list P4 - pulls, add \$723 list
F Flush modesty	4. Grommet finish if applicable	
102 Width		
24 Depth		
V312 Finish, wood		
E3 Edge profile		
GC Grommet location		
PA Grommet finish		
P1 Pull, Integral		
W Wood drawer interiors		
L Lock option, lock		
B Lock finish		

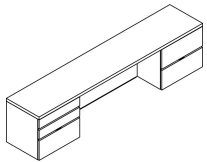
Credenzas with kneespace
BBF/ FF double wide
recessed modesty with access

description	depth	width	height	pattern no.	V1	V2	V3
Credenza w/open knee space w/30" w BBF/FF on ends recessed modesty w/hinged access to wall	24"	96"	29"	GCRJK3RH9624 () () () () () () ()	\$5,739.	\$6,377.	\$8,610.
	24"	102"	29"	GCRJK3RH10224 () () () () () () ()	5,786.	6,430.	8,680.
	24"	108"	29"	GCRJK3RH10824 () () () () () () ()	5,833.	6,481.	8,750.
	24"	114"	29"	GCRJK3RH11424 () () () () () () ()	5,882.	6,535.	8,822.
	24"	120"	29"	GCRJK3RH12024 () () () () () () ()	5,928.	6,587.	8,892.



Credenza w/open knee space w/30" w FF/BBF on ends recessed modesty w/hinged access to wall	24"	96"	29"	GCRKJ3RH9624 () () () () () () ()	5,739.	6,377.	8,610.
	24"	102"	29"	GCRKJ3RH10224 () () () () () () ()	5,786.	6,430.	8,680.
	24"	108"	29"	GCRKJ3RH10824 () () () () () () ()	5,833.	6,481.	8,750.
	24"	114"	29"	GCRKJ3RH11424 () () () () () () ()	5,882.	6,535.	8,822.
	24"	120"	29"	GCRKJ3RH12024 () () () () () () ()	5,928.	6,587.	8,892.

Credenza w/open knee space w/36" w BBF/FF on ends recessed modesty w/hinged access to wall	24"	102"	29"	GCRJK4RH10224 () () () () () () ()	5,929.	6,588.	8,894.
	24"	108"	29"	GCRJK4RH10824 () () () () () () ()	5,964.	6,627.	8,945.
	24"	114"	29"	GCRJK4RH11424 () () () () () () ()	5,998.	6,665.	8,998.
	24"	120"	29"	GCRJK4RH12024 () () () () () () ()	6,033.	6,705.	9,051.



Credenza w/open knee space w/36" w FF/BBF on ends recessed modesty w/hinged access to wall	24"	102"	29"	GCRKJ4RH10224 () () () () () () ()	5,929.	6,588.	8,894.
	24"	108"	29"	GCRKJ4RH10824 () () () () () () ()	5,964.	6,627.	8,945.
	24"	114"	29"	GCRKJ4RH11424 () () () () () () ()	5,998.	6,665.	8,998.
	24"	120"	29"	GCRKJ4RH12024 () () () () () () ()	6,033.	6,705.	9,051.

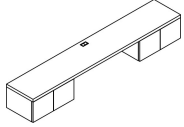
Order Code	Specification Information	Application Notes
Example: GCRJK3RH9624	To order specify pattern number including:	5. Pull
G Graham Collection	1. Finish, wood V1, V2, V3	P1 - Integral P2 - Metal tab pull P3 - Leather tab pull P4 - Flip pull P5 - Box pull
CR Credenza	2. Edge profile E1 - Float E2 - Reverse Bevel E3 - Square	6. Pull finish if applicable
JK3 30" w BBF left, 30" w lateral right	3. Grommet GC - Centered GL - Left GR - Right GD - Double GW - Edge GP - Power center GN - None	7. Drawer interior W - Default wood drawer interior
RH Recessed hinged modesty	4. Grommet finish if applicable	8. Lock L - Lock N - No lock
96 Width		9. Lock finish if applicable
24 Depth		Upcharge applicable for: E2 - edge profile, add \$187 list GP - power center grommet, add \$155 list P1 - pulls, add \$444 list P3 - pulls, add \$269 list P4 - pulls, add \$723 list
V312 Finish, wood		Optional letter or legal width pedestals; T for letter width, G for legal width embedded in pattern number.
E3 Edge profile		See grommet specifications for grommet locations based on option selected.
GC Grommet location		Data/power box specified separately for power center grommet.
PA Grommet finish		Recessed hinged modesty hinged for access to wall full width open knee space. Concealed hinges allow 180° rotation of the upper half of modesty downwards. Hinged modesty independant of credenza and is short 3 1/4" below worksurface for wire access.
P1 Pull, Integral		Worksurface stiffeners recommended to provide additional support for open spans greater than 48" w. See page 166.
W Wood drawer interiors		
L Lock option, lock		
B Lock finish		

Wall hung credenza

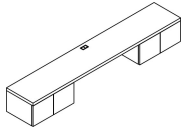
HD / knee space / HD

The Graham Collection

description	depth	width	height	pattern no.	V1	V2	V3	E9 *
Wall hung credenza 30"w hinged door units ends (knee space center)	20"	90"	15.5"	GWHCA39020 () () () () () ()	\$4,706.	\$5,228.	\$7,058.	\$1,311.
	20"	96"	15.5"	GWHCA39620 () () () () () ()	4,731.	5,257.	7,098.	1,451.
	20"	102"	15.5"	GWHCA310220 () () () () () ()	4,759.	5,287.	7,139.	1,593.
	20"	108"	15.5"	GWHCA310820 () () () () () ()	4,787.	5,318.	7,177.	1,731.



Wall hung credenza 36"w hinged door units ends (knee space center)	20"	108"	15.5"	GWHCA410820 () () () () () ()	4,787.	5,318.	7,177.	1,731.
	20"	114"	15.5"	GWHCA411420 () () () () () ()	4,812.	5,347.	7,219.	1,872.
	20"	120"	15.5"	GWHCA412020 () () () () () ()	4,839.	5,377.	7,258.	2,010.



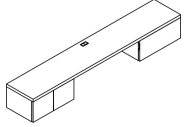
Order Code	Specification Information	Application Notes
Example: GWHCA39020	To order specify pattern number including:	6. Pull
G Graham Collection	1. Finish, wood V1,V2,V3	P1 - Integral (defaults to touch latch)
WHC Wall hung credenza	2. Edge profile E1 - Float E2 - Reverse Bevel E3 - Square E9 - Float with marble center	P2 - Metal tab pull P3 - Leather tab pull P4 - Flip pull P5 - Box pull
A Hinged door/knee space/hinged door config	3. Marble finish if applicable	7. Pull finish if applicable
3 30"w hinged door storage units	4. Grommet GC - Centered GN - None (Grommet not optional when E9 edge profile selected)	8. Lock L - Lock N - No lock
90 Width	5. Grommet finish if applicable	9. Lock finish if applicable
20 Depth		Upcharge applicable for: E2 - edge profile, add \$187 list E9* - edge profile, with marble section; add amount in column E9 to finish grade list as applicable. P3 - pulls, add \$216 list P4 - pulls, add \$290 list
V312 Finish, wood		E1, E2 and E9 edge profiles over hang 1/2"; suptop inset 1" referenced from case. E3 edge flush all sides. E9 Edge profile available for wall hung credenzas. Wall hung credenza surface top three piece with wood veneer sections over storage, marble piece over knee space area.
E3 Edge profile		Unit ships knock-down, assembly required.
GC Grommet location		Knee space depth 13.5"
PA Grommet finish		Grommet centered if specified installed so cords drop behind false back in knee space.
P1 Pull, Integral		Wall outlet should be positioned in knee space between 14 1/2" to 21 1/2" above floor.
L Lock option, lock		Knoll does not assume any responsibility for the installation, attachment or securing of wall hung units to the wall. Certified building contractor should be consulted.
B Lock finish		

Wall hung credenza

HD / knee space / flip door

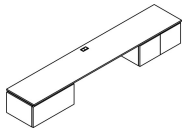
The Graham Collection

description	depth	width	height	pattern no.	V1	V2	V3	E9 *
Wall hung credenza	20"	90"	15.5"	GWHCB(L/R)39020 () () () () () ()	\$4,706.	\$5,228.	\$7,058.	\$1,311.
30"w hinged door/flip door	20"	96"	15.5"	GWHCB(L/R)39620 () () () () () ()	4,731.	5,257.	7,098.	1,451.
combo ends/knee space center	20"	102"	15.5"	GWHCB(L/R)310220 () () () () () ()	4,759.	5,287.	7,139.	1,593.
	20"	108"	15.5"	GWHCB(L/R)310820 () () () () () ()	4,787.	5,318.	7,177.	1,731.



left hand shown

Wall hung credenza	20"	108"	15.5"	GWHCB(L/R)410820 () () () () () ()	4,787.	5,318.	7,177.	1,731.
36"w hinged door/flip door	20"	114"	15.5"	GWHCB(L/R)411420 () () () () () ()	4,812.	5,347.	7,219.	1,872.
combo ends/knee space center	20"	120"	15.5"	GWHCB(L/R)412020 () () () () () ()	4,839.	5,377.	7,258.	2,010.



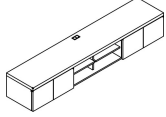
right hand shown

Order Code	Specification Information	Application Notes
Example: GWHCBL39020	To order specify pattern number including:	6. Pull
G Graham Collection	1. Finish, wood V1,V2,V3	P1 - Integral ** P2 - Metal tab pull P3 - Leather tab pull P4 - Flip pull P5 - Box pull
WHC Wall hung credenza	2. Edge profile E1 - Float E2 - Reverse Bevel E3 - Square E9 - Float with marble center	7. Pull finish if applicable
B Hinged door/knee space/fold down door config	3. Marble finish if applicable	8. Lock L - Lock N - No lock
(L/R) hinged door left or right side	4. Grommet GC - Centered GN - None (Grommet not optional when E9 edge profile selected)	9. Lock finish if applicable
3 30"w hinged storage units	5. Grommet finish if applicable	** P1- Integral pull defaults to touch latch for hinged doors, side orientation for flip door.
90 Width		Upcharge applicable for: E2 - edge profile, add \$187 list E9 * - edge profile, with marble section; add amount in column E9 to finish grade list as applicable.
20 Depth		P1 - pulls, add \$89 list P3 - pulls, add \$162 list P4 - pulls, add \$290 list
V312 Finish, wood		
E3 Edge profile		
GC Grommet location		
PA Grommet finish		
P1 Pull, Integral		
L Lock option, lock		
B Lock finish		

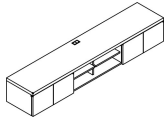
Wall hung credenza HD / open shelf / HD

The Graham Collection

description	depth	width	height	pattern no.	V1	V2	V3	E9 *
Wall hung credenza 30" w hinged door units ends open shelf center	20"	90"	15.5"	GWHCE39020 () () () () () ()	\$4,795.	\$5,328.	\$7,190.	\$1,311.
	20"	96"	15.5"	GWHCE39620 () () () () () ()	4,823.	5,358.	7,231.	1,451.



Wall hung credenza 36" w hinged door units ends open shelf center	20"	102"	15.5"	GWHCE410220 () () () () () ()	4,847.	5,386.	7,272.	1,593.
	20"	108"	15.5"	GWHCE410820 () () () () () ()	4,913.	5,459.	7,371.	1,731.

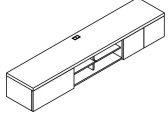


Order Code	Specification Information	Application Notes
Example: GWHCE39020	To order specify pattern number including:	6. Pull P1 - Integral (defaults to touch latch) P2 - Metal tab pull P3 - Leather tab pull P4 - Flip pull P5 - Box pull
G Graham Collection	1. Finish, wood V1, V2, V3	7. Pull finish if applicable
WHC Wall hung credenza	2. Edge profile E1 - Float E2 - Reverse Bevel E3 - Square E9 - Float with marble center	8. Lock L - Lock N - No lock
E Hinged door/ open shelf/ hinged door config	3. Marble finish if applicable	9. Lock finish if applicable
3 30" w hinged storage units	4. Grommet GC - Centered GN - None (Grommet not optional when E9 edge profile selected)	Upcharge applicable for: E2 - edge profile, add \$187 list E9* - edge profile, with marble section; add amount in column E9 to finish grade list as applicable. P3 - pulls, add \$216 list P4 - pulls, add \$290 list
90 Width	5. Grommet finish if applicable	E1, E2 and E9 edge profiles over hang front edge 1/2"; suptop inset 1" referenced from case. E3 edge flush all sides. E9 edge profile available for wall hung credenzas. Wall hung credenza surface top three piece with wood veneer sections over storage; marble piece over knee space area.
20 Depth		Surface ships separate from credenza; credenza ships in one piece.
V312 Finish, wood		Open center shelf 13.5" deep.
E3 Edge profile		Grommet centered if specified installed so cords drop behind false back of open shelf area.
GC Grommet location		Wall outlet should be positioned in knee space between 14 1/2" to 21 1/2" above floor.
PA Grommet finish		Knoll does not assume any responsibility for the installation, attachment or securing of wall hung units to the wall. Certified building contractor should be consulted.
P1 Pull, Integral		
L Lock option, lock		
B Lock finish		

Wall hung credenza HD / open shelf / flip door

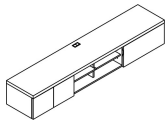
The Graham Collection

description	depth	width	height	pattern no.	V1	V2	V3	E9 *
Wall hung credenza 30" w hinged door/flip door	20"	90"	15.5"	GWHCF(L/R)39020 () () () () () ()	\$4,795.	\$5,328.	\$7,190.	\$1,311.
combo ends/open shelf center	20"	96"	15.5"	GWHCF(L/R)39620 () () () () () ()	4,823.	5,358.	7,231.	1,451.



right hand shown

Wall hung credenza 36" w hinged door/flip door	20"	102"	15.5"	GWHCF(L/R)410220 () () () () () ()	4,847.	5,386.	7,272.	1,593.
combo ends/open shelf center	20"	108"	15.5"	GWHCF(L/R)410820 () () () () () ()	4,913.	5,459.	7,371.	1,731.



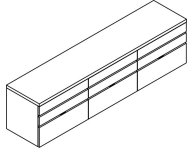
left hand shown

Order Code	Specification Information	Application Notes
Example: GWHCF(L/R)39020	To order specify pattern number including:	6. Pull P1 - Integral * * P2 - Metal tab pull P3 - Leather tab pull P4 - Flip pull P5 - Box pull
G Graham Collection	1. Finish, wood V1,V2,V3	7. Pull finish if applicable
WHC Wall hung credenza	2. Edge profile E1 - Float E2 - Reverse Bevel E3 - Square E9 - Float with marble center	8. Lock L - Lock N - No lock
F Hinged door/ open shelf/ fold down door config	3. Marble finish if applicable	9. Lock finish if applicable
(L/R) hinged door unit left or right side	4. Grommet GC - Centered GN - None (Grommet not optional when E9 edge profile selected)	* * P1 - Integral pull defaults to touch latch for hinged doors, side orientation for flip door.
3 30" w storage units	5. Grommet finish if applicable	Upcharge applicable for: E2 - edge profile, add \$187 list E9 * - edge profile, with marble section; add amount in column E9 column to finish grade list as applicable. P1 - pulls, add \$89 list P3 - pulls, add \$162 list P4 - pulls, add \$290 list
90 Width		E1, E2 and E9 edge profiles over hang front edge 1/2"; suptop inset 1" referenced from case. E3 edge flush all sides. E9 edge profile available for wall hung credenzas. Wall hung credenza surface top three piece with wood veneer sections over storage; marble piece over knee space area.
20 Depth		Flip down doors feature self guiding down-assist hinges.
V312 Finish, wood		Surface ships separate from credenza; credenza ships in one piece.
E3 Edge profile		Open center shelf 13.5" deep.
GC Grommet location		Grommet centered if specified installed so cords drop behind false back of open shelf area.
PA Grommet finish		Wall outlet should be positioned in knee space between 14 1/2" to 21 1/2" above floor.
P1 Pull, Integral		Knoll does not assume any responsibility for the installation, attachment or securing of wall hung units to the wall. Certified building contractor should be consulted.
L Lock option, lock		
B Lock finish		

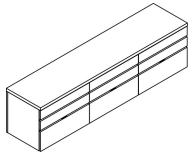
Full storage credenzas *freestanding, BBF storage*

The Graham Collection

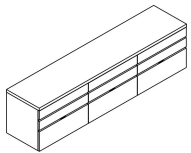
description	depth	width	height	pattern number	V1	V2	V3
Credenza w/full storage 30" w BBFs, unfinished back	24"	60"	29"	GCR2J36024N () () () () () ()	\$5,341.	\$5,936.	\$8,013.
	24"	90"	29"	GCR3J39024N () () () () () ()	7,682.	8,535.	11,523.
	24"	120"	29"	GCR4J312024N () () () () () ()	10,227.	11,364.	15,341.



Credenza w/full storage 30" w BBFs, finished back	25"	60"	29"	GCR2J36025F () () () () () ()	5,755.	6,395.	8,633.
	25"	90"	29"	GCR3J39025F () () () () () ()	8,303.	9,224.	12,453.
	25"	120"	29"	GCR4J312025F () () () () () ()	10,847.	12,052.	16,273.



Credenza w/full storage 36" w BBFs, unfinished back	24"	72"	29"	GCR2J47224N () () () () () ()	6,279.	6,976.	9,417.
	24"	108"	29"	GCR3J410824N () () () () () ()	8,085.	8,983.	12,127.

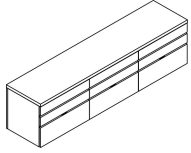


Order Code	Specification Information	Application Notes
Example: GCR2J36024N	To order specify pattern number including:	5. Drawer Interiors W - Default wood drawer interiors
G Graham Collection	1. Finish, wood V1, V2, V3	6. Lock L - Lock N - No lock
CR Credenza	2. Edge profile E1 - Float E2 - Reverse Bevel E3 - Square	7. Lock finish if applicable
2 Number of storage units	3. Pull P1 - Integral P2 - Metal tab pull P3 - Leather tab pull P4 - Flip pull P5 - Box pull	Assembly required, ships knock-down. E1 and E2 edge profiles overhang front edge 1/2"; subtop inset 1" referenced from case front and sides. E3 edge flush all sides. Upcharge applicable for: E2 - edge profile, add \$187 list
J BBF storage		GCR2J: P1 - pulls, add \$533 P3 - pulls, add \$323 P4 - pulls, add \$867
3 30" wide storage units		GCR3J: P1 - pulls, add \$798 P3 - pulls, add \$483 P4 - pulls, add \$1299
60 Width		GCR4J: P1 - pulls, add \$1063 P3 - pulls, add \$644 P4 - pulls, add \$1731
24 Depth		
N Unfinished back		
V312 Finish, wood	4. Pull finish if applicable	
E3 Edge profile		
P1 Pull, Integral		
W Wood drawer interiors		
L Lock option, lock		
B Lock finish		

Full storage credenzas *freestanding, BBF storage*

The Graham Collection

description	depth	width	height	pattern number	V1	V2	V3
Credenza w/full storage	25"	72"	29"	GCR2J47225F () () () () () ()	\$6,691.	\$7,434.	\$10,037.
36" w BBFs, finished back	25"	108"	29"	GCR3J410825F () () () () () ()	8,706.	9,673.	13,057.

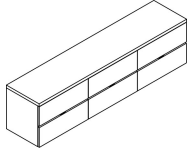


Order Code	Specification Information	Application Notes
Example: GCR2J36024N	To order specify pattern number including:	5. Drawer Interiors W - Default wood drawer interiors
G Graham Collection	1. Finish, wood V1, V2, V3	6. Lock L - Lock N - No lock
CR Credenza	2. Edge profile E1 - Float E2 - Reverse Bevel E3 - Square	7. Lock finish if applicable
2 Number of storage units	3. Pull P1 - Integral P2 - Metal tab pull P3 - Leather tab pull P4 - Flip pull P5 - Box pull	Assembly required, ships knock-down. E1 and E2 edge profiles overhang front edge 1/2"; subtop inset 1" referenced from case front and sides. E3 edge flush all sides. Upcharge applicable for: E2 - edge profile, add \$187 list
J BBF storage	4. Pull finish if applicable	GCR2J: P1 - pulls, add \$533 P3 - pulls, add \$323 P4 - pulls, add \$867
3 30" wide storage units		GCR3J: P1 - pulls, add \$798 P3 - pulls, add \$483 P4 - pulls, add \$1299
60 Width		GCR4J: P1 - pulls, add \$1063 P3 - pulls, add \$644 P4 - pulls, add \$1731
24 Depth		
N Unfinished back		
V312 Finish, wood		
E3 Edge profile		
P1 Pull, Integral		
W Wood drawer interiors		
L Lock option, lock		
B Lock finish		

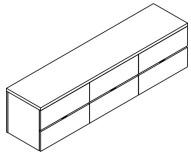
Full storage credenzas freestanding, lateral storage

The Graham Collection

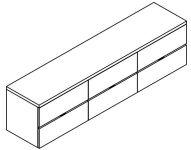
description	depth	width	height	pattern no.	V1	V2	V3
Credenza w/full storage 30" w laterals, unfinished back	24"	60"	29"	GCR2K36024N () () () () ()	\$4,632.	\$5,147.	\$6,948.
	24"	90"	29"	GCR3K39024N () () () () ()	6,685.	7,427.	10,027.
	24"	120"	29"	GCR4K312024N () () () () ()	8,943.	9,937.	13,415.



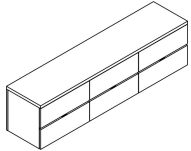
Credenza w/full storage 30" w laterals, finished back	25"	60"	29"	GCR2K36025F () () () () ()	5,045.	5,605.	7,568.
	25"	90"	29"	GCR3K39025F () () () () ()	7,305.	8,117.	10,956.
	25"	120"	29"	GCR4K312025F () () () () ()	9,563.	10,626.	14,346.



Credenza w/full storage 36" w laterals, unfinished back	24"	72"	29"	GCR2K47224N () () () () ()	5,454.	6,060.	8,182.
	24"	108"	29"	GCR3K410824N () () () () ()	7,135.	7,927.	10,702.



Credenza w/full storage 36" w laterals, finished back	25"	72"	29"	GCR2K47225F () () () () ()	5,865.	6,518.	8,799.
	25"	108"	29"	GCR3K410825F () () () () ()	7,755.	8,616.	11,632.



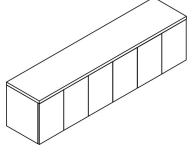
Order Code	Specification Information	Application Notes
Example: GCR2K36024N	To order specify pattern number including:	5. Drawer Interiors W - Default wood drawer interiors
G Graham Collection	1. Finish, wood V1, V2, V3	6. Lock L - Lock N - No lock
CR Credenza	2. Edge profile E1 - Float E2 - Reverse Bevel E3 - Square	7. Lock finish if applicable
2 Number of storage units	3. Pull P1 - Integral P2 - Metal tab pull P3 - Leather tab pull P4 - Flip pull P5 - Box pull	Assembly required, ships knock-down. E1 and E2 edge profiles overhang front edge 1/2"; subtop inset 1" referenced from case front and sides. E3 edge flush all sides. Upcharge applicable for: E2 - edge profile, add \$187 list
K FF storage	4. Pull finish if applicable	GCR2J: P1 - pulls, add \$355 P3 - pulls, add \$216 P4 - pulls, add \$579
3 30" wide storage units		GCR3J: P1 - pulls, add \$533 P3 - pulls, add \$323 P4 - pulls, add \$867
60 Width		GCR4J: P1 - pulls, add \$709 P3 - pulls, add \$430 P4 - pulls, add \$1155
24 Depth		
N Unfinished back		
V312 Finish, wood		
E3 Edge profile		
P1 Pull, Integral		
W Wood drawer interiors		
L Lock option, lock		
B Lock finish		

Full storage credenzas

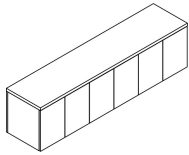
hinged door storage

The Graham Collection

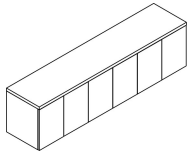
description	depth	width	height	pattern no.	V1	V2	V3
Credenza w/full storage 30" w hinged door units unfinished back	24"	60"	29"	GCR2H36024N () () () () ()	\$5,025.	\$5,582.	\$7,536.
	24"	90"	29"	GCR3H39024N () () () () ()	7,274.	8,082.	10,910.
	24"	120"	29"	GCR4H312024N () () () () ()	9,732.	10,814.	14,598.



Credenza w/full storage 30" w hinged door units finished back	25"	60"	29"	GCR2H36025F () () () () ()	5,438.	6,041.	8,156.
	25"	90"	29"	GCR3H39025F () () () () ()	7,895.	8,772.	11,842.
	25"	120"	29"	GCR4H312025F () () () () ()	10,351.	11,503.	15,529.



Credenza w/full storage 36" w hinged door units unfinished back	24"	72"	29"	GCR2H47224N () () () () ()	6,007.	6,674.	9,011.
	24"	108"	29"	GCR3H410824N () () () () ()	7,711.	8,567.	11,565.



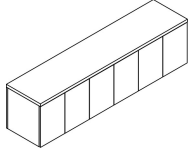
Order Code	Specification Information	Application Notes
Example: GCR2H36024N	To order specify pattern number	6. Lock L - Lock N - No lock
G Graham Collection	including:	
CR Credenza	1. Finish, wood V1, V2, V3	7. Lock finish if applicable
2 Number of storage units	2. Edge profile E1 - Float E2 - Reverse Bevel E3 - Square	
H Hinged door units	3. Pull P1 - Integral * P2 - Metal tab pull P3 - Leather tab pull P4 - Flip pull P5 - Box pull	Upcharge applicable for: E2 - edge profile, add \$187 list
3 30" wide storage units	4. Pull finish if applicable	
60 Width	5. Drawer Interiors W - Default wood drawer interiors	GCR2H: P3 - pulls, add \$216 P4 - pulls, add \$290 GCR3H: P3 - pulls, add \$323 P4 - pulls, add \$434 GCR4H: P3 - pulls, add \$430 P4 - pulls, add \$579
24 Depth		
N Unfinished back		Assembly required, ships knock-down. E1 and E2 edge profiles overhang front edge 1/2"; subtop inset 1" referenced from case front and sides. E3 edge flush all sides. * P1-Integral pull defaults to touch latch on hinged doors.
V312 Finish, wood		
E3 Edge profile		
P1 Pull, Integral		
L Lock option, lock		
B Lock finish		

Full storage credenzas

hinged door storage

The Graham Collection

description	depth	width	height	pattern no.	V1	V2	V3
Credenza w/full storage	25"	72"	29"	GCR2H47225F () () () () ()	\$6,420.	\$7,134.	\$9,630.
36" w hinged door units finished back	25"	108"	29"	GCR3H410825F () () () () ()	8,331.	9,256.	12,497.



Order Code	Specification Information	Application Notes
Example: GCR2H36024N	To order specify pattern number including:	6. Lock L - Lock N - No lock
G Graham Collection	1. Finish, wood V1,V2,V3	7. Lock finish if applicable
CR Credenza	2. Edge profile E1 - Float E2 - Reverse Bevel E3 - Square	Upcharge applicable for: E2 - edge profile, add \$187 list
2 Number of storage units	3. Pull P1 - Integral * P2 - Metal tab pull P3 - Leather tab pull P4 - Flip pull P5 - Box pull	GCR2H: P3 - pulls, add \$216 P4 - pulls, add \$290 GCR3H: P3 - pulls, add \$323 P4 - pulls, add \$434 GCR4H: P3 - pulls, add \$430 P4 - pulls, add \$579
H Hinged door units	4. Pull finish if applicable	
3 30" wide storage units	5. Drawer Interiors W - Default wood drawer interiors	
60 Width		
24 Depth		
N Unfinished back		
V312 Finish, wood		
E3 Edge profile		
P1 Pull, Integral		
L Lock option, lock		
B Lock finish		

Assembly required, ships knock-down.

E1 and E2 edge profiles overhang front edge 1/2"; subtop inset 1" referenced from case front and sides. E3 edge flush all sides.

* P1-Integral pull defaults to touch latch on hinged doors.

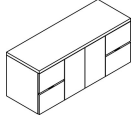
Credenzas

Full storage credenzas

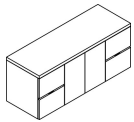
FF/HD/FF, unfinished back

The Graham Collection

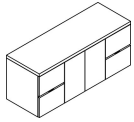
description	depth	width	height	pattern no.	V1	V2	V3
Credenza w/full storage FF(16)/HD(30)/FF(16) unfinished back	24"	62"	29"	GCRTH36224N () () () () ()	\$6,225.	\$6,917.	\$9,337.
	<i>letter width FF units</i>						



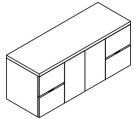
Credenza w/full storage FF(16)/HD(36)/FF(16) unfinished back	24"	68"	29"	GCRTH46824N () () () () ()	6,507.	7,229.	9,760.
	<i>letter width FF units</i>						



Credenza w/full storage FF(19)/HD(30)/FF(19) unfinished back	24"	68"	29"	GCRGH36824N () () () () ()	6,225.	6,917.	9,337.
	<i>legal width FF units</i>						



Credenza w/full storage FF(19)/HD(36)/FF(19) unfinished back	24"	74"	29"	GCRGH47424N () () () () ()	6,507.	7,229.	9,760.
	<i>legal width FF units</i>						



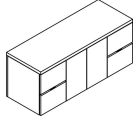
Order Code	Specification Information	Application Notes
Example: GCRTH36224N	To order specify pattern number including:	5. Drawer Interiors W - Default wood drawer interiors
G Graham Collection	1. Finish, wood V1, V2, V3	6. Lock L - Lock N - No lock
CR Credenza	2. Edge profile E1 - Float E2 - Reverse Bevel E3 - Square	7. Lock finish if applicable
(T/G) 16" or 19" FF each end	3. Pull P1 - Integral * P2 - Metal tab pull P3 - Leather tab pull P4 - Flip pull P5 - Box pull	Upcharge applicable for: E2 - edge profile, add \$187 list P1 - pulls, add \$355 P3 - pulls, add \$323 P4 - pulls, add \$434
H Hinged door center unit	4. Pull finish if applicable	Assembly required, ships knock-down. E1 and E2 edge profiles overhang front edge 1/2"; subtop inset 1" referenced from case front and sides. E3 edge flush all sides. * P1-Integral pull defaults to touch latch on hinged doors.
3 30" wide storage units		
62 Width		
24 Depth		
N Unfinished back		
V312 Finish, wood		
E3 Edge profile		
P1 Pull, Integral		
L Lock option, lock		
B Lock finish		

Full storage credenzas

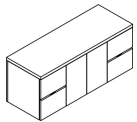
FF/HD/FF, finished back

The Graham Collection

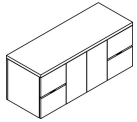
description	depth	width	height	pattern no.	V1	V2	V3
Credenza w/full storage FF(16)/HD(30)/FF(16) finished back	25"	62"	29"	GCRTH36225F () () () () ()	\$6,637.	\$7,376.	\$9,958.
	<i>letter width FF units</i>						



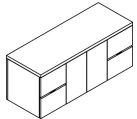
Credenza w/full storage FF(16)/HD(30)/FF(16) finished back	25"	68"	29"	GCRTH46825F () () () () ()	6,920.	7,688.	10,381.
	<i>letter width FF units</i>						



Credenza w/full storage FF(19)/HD(30)/FF(19) finished back	25"	68"	29"	GCRGH36825F () () () () ()	6,637.	7,376.	9,958.
	<i>legal width FF units</i>						



Credenza w/full storage FF(19)/HD(36)/FF(19) finished back	25"	74"	29"	GCRGH47425F () () () () ()	6,920.	7,688.	10,381.
	<i>legal width FF units</i>						



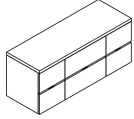
Order Code	Specification Information	Application Notes
Example: GCRTH36225F	To order specify pattern number including:	5. Drawer Interiors W - Default wood drawer interiors
G Graham Collection	1. Finish, wood V1, V2, V3	6. Lock L - Lock N - No lock
CR Credenza	2. Edge profile E1 - Float E2 - Reverse Bevel E3 - Square	7. Lock finish if applicable
(T/G) 16" or 19" FF each end	3. Pull P1 - Integral * P2 - Metal tab pull P3 - Leather tab pull P4 - Flip pull P5 - Box pull	Upcharge applicable for: E2 - edge profile, add \$187 list P1 - pulls, add \$355 P3 - pulls, add \$323 P4 - pulls, add \$434
H Hinged door center unit	4. Pull finish if applicable	Assembly required, ships knock-down. E1 and E2 edge profiles overhang front edge 1/2"; subtop inset 1" referenced from case front and sides. E3 edge flush all sides. * P1-Integral pull defaults to touch latch on hinged doors.
3 30" wide storage units		
62 Width		
24 Depth		
N Unfinished back		
V312 Finish, wood		
E3 Edge profile		
P1 Pull, Integral		
L Lock option, lock		
B Lock finish		

Full storage credenzas

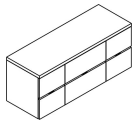
FF/Lateral/FF, unfinished back

The Graham Collection

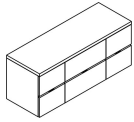
description	depth	width	height	pattern no.	V1	V2	V3
Credenza w/full storage FF(16)/Lateral(30)/FF(16) unfinished back	24"	62"	29"	GCRTK36224N () () () () () ()	\$6,184.	\$6,872.	\$9,276.
	<i>letter width FF units</i>						



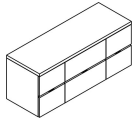
Credenza w/full storage FF(16)/Lateral(36)/FF(16) unfinished back	24"	68"	29"	GCRTK46824N () () () () () ()	6,466.	7,183.	9,697.
	<i>letter width FF units</i>						



Credenza w/full storage FF(19)/Lateral(30)/FF(19) unfinished back	24"	68"	29"	GCRGK36824N () () () () () ()	6,184.	6,872.	9,276.
	<i>legal width FF units</i>						



Credenza w/full storage FF(19)/Lateral(36)/FF(19) unfinished back	24"	74"	29"	GCRGK47424N () () () () () ()	6,466.	7,183.	9,697.
	<i>legal width FF units</i>						



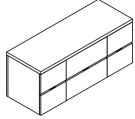
Order Code	Specification Information	Application Notes
Example: GCRTK36224N	To order specify pattern number including:	5. Drawer Interiors W - Default wood drawer interiors
G Graham Collection	1. Finish, wood V1, V2, V3	6. Lock L - Lock N - No lock
CR Credenza	2. Edge profile E1 - Float E2 - Reverse Bevel E3 - Square	7. Lock finish if applicable
(T/G) 16" or 19" FF each end	3. Pull P1 - Integral P2 - Metal tab pull P3 - Leather tab pull P4 - Flip pull P5 - Box pull	Upcharge applicable for: E2 - edge profile, add \$187 list P1 - pulls, add \$533 P3 - pulls, add \$323 P4 - pulls, add \$579
K FF		
3 30" wide lateral center		
62 Width		
24 Depth		
N Unfinished back		
V312 Finish, wood		
E3 Edge profile		
P1 Pull, Integral		
L Lock option, lock		
B Lock finish	4. Pull finish if applicable	Assembly required, ships knock-down. E1 and E2 edge profiles overhang front edge 1/2"; subtop inset 1" referenced from case front and sides. E3 edge flush all sides.

Full storage credenzas

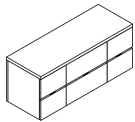
FF/Lateral/FF, finished back

The Graham Collection

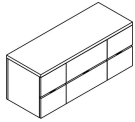
description	depth	width	height	pattern no.	V1	V2	V3
Credenza w/full storage FF(16)/Lateral(30)/FF(16) finished back	25"	62"	29"	GCRTK36225F () () () () () ()	\$6,597.	\$7,330.	\$9,894.
	<i>letter width FF units</i>						



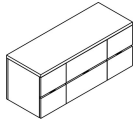
Credenza w/full storage FF(16)/Lateral(36)/FF(16) finished back	25"	68"	29"	GCRTK46825F () () () () () ()	6,878.	7,642.	10,316.
	<i>letter width FF units</i>						



Credenza w/full storage FF(19)/Lateral(30)/FF(19) finished back	25"	68"	29"	GCRGK36825F () () () () () ()	6,597.	7,330.	9,894.
	<i>legal width FF units</i>						



Credenza w/full storage FF(19)/Lateral(36)/FF(19) finished back	25"	74"	29"	GCRGK47425F () () () () () ()	6,878.	7,642.	10,316.
	<i>legal width FF units</i>						

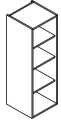


Order Code	Specification Information	Application Notes
Example: GCRTK36224F	To order specify pattern number including:	5. Drawer Interiors W - Default wood drawer interiors
G Graham Collection	1. Finish, wood V1, V2, V3	6. Lock L - Lock N - No lock
CR Credenza	2. Edge profile E1 - Float E2 - Reverse Bevel E3 - Square	7. Lock finish if applicable
(T/G) 16" or 19" FF each end	3. Pull P1 - Integral P2 - Metal tab pull P3 - Leather tab pull P4 - Flip pull P5 - Box pull	Upcharge applicable for: E2 - edge profile, add \$187 list P1 - pulls, add \$533 P3 - pulls, add \$323 P4 - pulls, add \$579
K FF		
3 30" wide lateral center		
62 Width		
24 Depth		
F Finished back		
V312 Finish, wood		
E3 Edge profile		
P1 Pull, Integral		
L Lock option, lock		
B Lock finish	4. Pull finish if applicable	Assembly required, ships knock-down. E1 and E2 edge profiles overhang front edge 1/2"; subtop inset 1" referenced from case front and sides. E3 edge flush all sides.

Desktop Towers

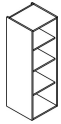
Single width

description	depth	width	height	pattern no.	V1	V2	V3
Desk top tower, single width open w/wood shelves	18"	16"	43"	GDTBW43T1 () ()	\$2,181.	\$2,423.	\$3,271.
	18"	16"	56"	GDTBW56T1 () ()	2,430.	2,701.	3,647.
	18"	19"	43"	GDTBW43G1 () ()	2,181.	2,423.	3,271.
	18"	19"	56"	GDTBW56G1 () ()	2,430.	2,701.	3,647.




center shelf fixed, top and bottom adjustable 2 1/4" up or down position

Desk top tower, single width open w/glass shelves	18"	16"	43"	GDTBG43T1 () () ()	2,442.	2,712.	3,556.
	18"	16"	56"	GDTBG56T1 () () ()	2,740.	3,043.	3,989.
	18"	19"	43"	GDTBG43G1 () () ()	2,442.	2,712.	3,556.
	18"	19"	56"	GDTBG56G1 () () ()	2,740.	3,043.	3,989.



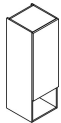
shelves adjustable 2 1/4" up or down from center line positions

Desk top tower, single width shelves behind hinged door	19"	16"	43"	GDTFH(L/R)43T1 () () ()	2,649.	2,943.	3,974.
	19"	16"	56"	GDTFH(L/R)56T1 () () ()	2,942.	3,270.	4,416.
	19"	19"	43"	GDTFH(L/R)43G1 () () ()	2,649.	2,943.	3,974.
	19"	19"	56"	GDTFH(L/R)56G1 () () ()	2,942.	3,270.	4,416.



left hand - hinges on left
right hand - hinges on right

Desk top tower, single width shelves behind 3/4 hinged door, open bottom	19"	16"	43"	GDT34(L/R)43T1 () () ()	2,561.	2,846.	3,842.
	19"	16"	56"	GDT34(L/R)56T1 () () ()	2,854.	3,171.	4,281.
	19"	19"	43"	GDT34(L/R)43G1 () () ()	2,561.	2,846.	3,842.
	19"	19"	56"	GDT34(L/R)56G1 () () ()	2,854.	3,171.	4,281.



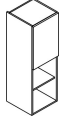
left hand - hinges on left
right hand - hinges on right

Order Code	Specification Information	Application Notes
Example: GDTBW43T1	To order specify pattern number including:	43" h desk top towers for use with single tier overhead bridges.
G Graham Collection	Left or right hand as applicable and embedded in pattern number.	56" h desk top towers for use with double tier overhead bridges.
DT Desktop tower	1. Finish, wood V1, V2, V3	Hinged doors feature touch latch, no pulls.
B Open bookcase	2. Finish, glass shelves if applicable	Desktop tower backs unfinished.
(W/G) Wood or Glass shelves	3. Lock, applicable hinged doors L - Lock N - No lock	
43 Height		
(T/G) Letter/ Legal width		
1 18" d		
V312 Finish, wood		
DL Drill for overhead attachment	4. Lock finish if applicable	
	5. Drill options for overhead bridge attachment DL - Drill left side DR - Drill right side DN - No drilling	

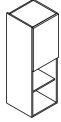
Desktop Towers

Single width

description	depth	width	height	pattern no.	V1	V2	V3
Desk top tower, single width shelves behind half height hinged door, open wood shelf bottom	19"	16"	43"	GDT12W(L/R)43T1 () () ()	\$2,471.	\$2,745.	\$3,706.
	19"	16"	56"	GDT12W(L/R)56T1 () () ()	2,764.	3,071.	4,146.
	19"	19"	43"	GDT12W(L/R)43G1 () () ()	2,471.	2,745.	3,706.
	19"	19"	56"	GDT12W(L/R)56G1 () () ()	2,764.	3,071.	4,146.



Desk top tower, single width shelves behind half height hinged door, open glass shelf bottom	19"	16"	43"	GDT12G(L/R)43T1 () () ()	2,675.	2,974.	3,936.
	19"	16"	56"	GDT12G(L/R)56T1 () () ()	2,969.	3,301.	4,375.
	19"	19"	43"	GDT12G(L/R)43G1 () () ()	2,675.	2,974.	3,936.
	19"	19"	56"	GDT12G(L/R)56G1 () () ()	2,969.	3,301.	4,375.

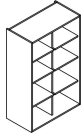


Order Code	Specification Information	Application Notes
Example: GDTBW43T1	To order specify pattern number including:	4. Lock finish if applicable
G Graham Collection	Left or right hand as applicable and embedded in pattern number.	5. Drill options for overhead bridge attachment
DT Desktop tower		DL - Drill left side
B Open bookcase	1. Finish, wood V1,V2,V3	DR - Drill right side
(W/G) Wood or Glass shelves	2. Finish, glass shelves if applicable	DN - No drilling
43 Height		
(T/G) Letter/ Legal width	3. Lock, applicable hinged doors	43" h desk top towers for use with single tier overhead bridges.
1 18" d		L - Lock
V312 Finish, wood	N - No lock	56" h desk top towers for use with double tier overhead bridges.
DL Drill for overhead attachment		Hinged doors feature touch latch, no pulls.
		Desktop tower backs unfinished.

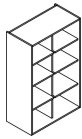
Desktop Towers

Double width

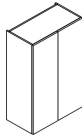
description	depth	width	height	pattern no.	V1	V2	V3
Desk top tower, double wide open w/wood shelves	18"	30"	43"	GDTBW4331 () ()	\$2,755.	\$3,063.	\$4,134.
	18"	30"	56"	GDTBW5631 () ()	3,171.	3,523.	4,758.
	18"	36"	43"	GDTBW4341 () ()	2,867.	3,186.	4,301.
	18"	36"	56"	GDTBW5641 () ()	3,297.	3,663.	4,948.



Desk top tower, double wide open w/glass shelves	18"	30"	43"	GDTBG4331 () () ()	3,118.	3,466.	4,534.
	18"	30"	56"	GDTBG5631 () () ()	3,639.	4,043.	5,276.
	18"	36"	43"	GDTBG4341 () () ()	3,227.	3,586.	4,706.
	18"	36"	56"	GDTBG5641 () () ()	3,761.	4,179.	5,463.



Desk top tower, double wide shelves behind hinged door	19"	30"	43"	GDTFH4331 () () ()	3,167.	3,518.	4,749.
	19"	30"	56"	GDTFH5631 () () ()	3,533.	3,924.	5,299.
	19"	36"	43"	GDTFH4341 () () ()	3,293.	3,658.	4,939.
	19"	36"	56"	GDTFH5641 () () ()	3,673.	4,082.	5,511.



Order Code	Specification Information	Application Notes
Example: GDTBW4331	To order specify pattern number including:	43" h desk top towers for use with single tier overhead bridges.
G Graham Collection		
DT Desktop tower	Left or right hand as applicable and embedded in pattern number.	56" h desk top towers for use with double tier overhead bridges.
B Open bookcase		Hinged doors feature touch latch, no pulls.
(W/G) Wood or Glass shelves	1. Finish, wood V1, V2, V3	Desktop tower backs unfinished.
43 Height		
(3/4) 30" or 36" wide	2. Finish, glass shelves if applicable	
1 18" d		
V312 Finish, wood	3. Lock, applicable hinged doors L - Lock N - No lock	
DL Drill for overhead attachment	4. Lock finish if applicable	
	5. Drill options for overhead bridge attachment DL - Drill left side DR - Drill right side DN - No drilling	

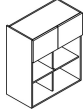
Desktop Towers

Double width

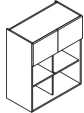
The Graham Collection

Desktop Towers double width

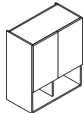
description	depth	width	height	pattern no.	V1	V2	V3
Desk top tower, double wide shelves behind half height hinged door, open wood shelf bottom	19"	30"	43"	GDT12W4331 () () ()	\$3,149.	\$3,499.	\$4,722.
	19"	30"	56"	GDT12W5631 () () ()	3,522.	3,913.	5,282.
	19"	36"	43"	GDT12W4341 () () ()	3,275.	3,639.	4,912.
	19"	36"	56"	GDT12W5641 () () ()	3,662.	4,070.	5,493.



Desk top tower, double wide shelves behind half height hinged door, open glass shelf bottom	19"	30"	43"	GDT12G4331 () () ()	3,459.	3,843.	5,071.
	19"	30"	56"	GDT12G5631 () () ()	3,885.	4,316.	5,681.
	19"	36"	43"	GDT12G4341 () () ()	3,588.	3,986.	5,253.
	19"	36"	56"	GDT12G5641 () () ()	4,024.	4,471.	5,892.



Desk top tower, double wide shelves behind 3/4 hinged door, open bottom	19"	30"	43"	GDT344331 () () ()	3,157.	3,509.	4,737.
	19"	30"	56"	GDT345631 () () ()	3,526.	3,919.	5,291.
	19"	36"	43"	GDT344341 () () ()	3,285.	3,650.	4,928.
	19"	36"	56"	GDT345641 () () ()	3,668.	4,075.	5,501.

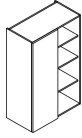


Order Code	Specification Information	Application Notes
Example: GDTBW4331	To order specify pattern number including:	43" h desk top towers for use with single tier overhead bridges.
G Graham Collection	Left or right hand as applicable and embedded in pattern number.	56" h desk top towers for use with double tier overhead bridges.
DT Desktop tower		Hinged doors feature touch latch, no pulls.
B Open bookcase	1. Finish, wood V1, V2, V3	Desktop tower backs unfinished.
(W/G) Wood or Glass shelves		2. Finish, glass shelves if applicable
43 Height	3. Lock, applicable hinged doors L - Lock N - No lock	
(3/4) 30" or 36" wide		4. Lock finish if applicable
1 18" d	5. Drill options for overhead bridge attachment DL - Drill left side DR - Drill right side DN - No drilling	
V312 Finish, wood		
DL Drill for overhead attachment		

Desktop Towers

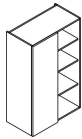
Double width

description	depth	width	height	pattern no.	V1	V2	V3
Desk top tower, double wide split hinged door/open shelves, all wood shelves	19"	30"	43"	GDTCHW(L/R)4331 () () ()	\$3,269.	\$3,632.	\$4,904.
	19"	30"	56"	GDTCHW(L/R)5631 () () ()	3,742.	4,159.	5,615.
	19"	36"	43"	GDTCHW(L/R)4341 () () ()	3,399.	3,776.	5,098.
	19"	36"	56"	GDTCHW(L/R)5641 () () ()	3,891.	4,323.	5,839.



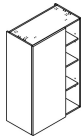
left hand shown

Desk top tower, double wide split hinged door/open shelves, open side glass shelves	19"	30"	43"	GDTCHG(L/R)4331 () () ()	3,474.	3,859.	5,133.
	19"	30"	56"	GDTCHG(L/R)5631 () () ()	4,003.	4,449.	5,904.
	19"	36"	43"	GDTCHG(L/R)4341 () () ()	3,597.	3,996.	5,328.
	19"	36"	56"	GDTCHG(L/R)5641 () () ()	4,152.	4,614.	6,124.



left hand shown

Desk top tower, double wide asymmetrical split hinged door/open shelves all wood shelves	19"	30"	43"	GDTAHW(L/R)4331 () () ()	3,224.	3,581.	4,835.
	19"	30"	56"	GDTAHW(L/R)5631 () () ()	3,703.	4,114.	5,558.
	19"	36"	43"	GDTAHW(L/R)4341 () () ()	3,355.	3,727.	5,030.
	19"	36"	56"	GDTAHW(L/R)5641 () () ()	3,852.	4,280.	5,778.



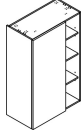
left hand shown

Order Code	Specification Information	Application Notes
Example: GDTBW4331	To order specify pattern number including:	4. Lock finish if applicable
G Graham Collection	Left or right hand as applicable and embedded in pattern number.	5. Drill options for overhead bridge attachment
DT Desktop tower		DL - Drill left side
B Open bookcase	1. Finish, wood V1,V2,V3	DR - Drill right side
(W/G) Wood or Glass shelves	2. Finish, glass shelves if applicable	DN - No drilling
43 Height	3. Lock, applicable hinged doors L - Lock N - No lock	43" h desk top towers for use with single tier overhead bridges.
(3/4) 30" or 36" wide		56" h desk top towers for use with double tier overhead bridges.
1 18" d		Hinged doors feature touch latch, no pulls.
V312 Finish, wood		Desktop tower backs unfinished.
DL Drill for overhead attachment		

Desktop Towers

Double width

description	depth	width	height	pattern no.	V1	V2	V3
Desk top tower, double wide asymmetrical split hinged door/open shelves open side glass shelves	19"	30"	43"	GDTAHG(L/R)4331 () () () ()	\$3,434.	\$3,814.	\$5,064.
	19"	30"	56"	GDTAHG(L/R)5631 () () () ()	3,962.	4,401.	5,847.
	19"	36"	43"	GDTAHG(L/R)4341 () () () ()	3,562.	3,957.	5,258.
	19"	36"	56"	GDTAHG(L/R)5641 () () () ()	4,110.	4,567.	6,064.



left hand shown

Credenza extender worksurface	depth	width	height	pattern no.	V1	V2	V3
	24"	30"	1 3/4"	GCEW3024(L/R) () ()	602.	668.	904.
	24"	36"	1 3/4"	GCEW3624(L/R) () ()	631.	701.	947.
	25"	30"	1 3/4"	GCEW3025(L/R) () ()	602.	668.	904.
	25"	36"	1 3/4"	GCEW3625(L/R) () ()	631.	701.	947.

for use to extend credenza width and eliminate mouse hole at worksurface subtop when either E1 or E2 edge profiles side by side.
E2 edge profile - add \$187 list

right hand shown

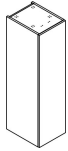
Order Code	Specification Information	Application Notes
Example: GDTBW4331	To order specify pattern number including:	4. Lock finish if applicable
G Graham Collection	Left or right hand as applicable and embedded in pattern number.	5. Drill options for overhead bridge attachment
DT Desktop tower		DL - Drill left side
B Open bookcase	1. Finish, wood V1,V2,V3	DR - Drill right side
(W/G) Wood or Glass shelves	2. Finish, glass shelves if applicable	DN - No drilling
43 Height	3. Lock, applicable hinged doors	
(3/4) 30" or 36" wide		L - Lock
1 18"d	N - No lock	
V312 Finish, wood		43"h desk top towers for use with single tier overhead bridges.
DL Drill for overhead attachment		56"h desk top towers for use with double tier overhead bridges.
		Hinged doors feature touch latch, no pulls.
		Desktop tower backs unfinished.

Freestanding Cabinets

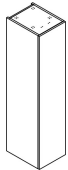
Single width

The Graham Collection

description	depth	width	height	pattern no.	V1	V2	V3
Floorstanding cabinet, single width open bookcase aligns w/single tier overhead	18"	19"	72"	GFCB72G1 ()	\$2,994.	\$3,327.	\$4,492.
<i>Fixed shelves in position to align with top of worksurface and bottom shelf of overhead above cubby. Other shelves adjustable 2 1/4" up or down from centerline position.</i>							
Floorstanding cabinet, single width open bookcase aligns w/double tier overhead	18"	19"	85"	GFCB85G1 ()	3,151.	3,501.	4,727.
<i>Fixed shelves in position to align with top of worksurface and bottom shelf of overhead above cubby. Other shelves adjustable 2 1/4" up or down from centerline position.</i>							
Floorstanding cabinet, single width hinged door/wardrobe aligns w/single tier overhead	19"	19"	72"	GFCW(L/R)72G1 () () ()	3,141.	3,489.	4,711.
	24"	19"	72"	GFCW(L/R)72G2 () () ()	3,206.	3,562.	4,807.
<i>Add \$111 when mirror specified</i>							



Floorstanding cabinet, single width hinged door/wardrobe aligns w/double tier overhead	19"	19"	85"	GFCW(L/R)85G1 () () ()	3,306.	3,674.	4,958.
	24"	19"	85"	GFCW(L/R)85G2 () () ()	3,374.	3,748.	5,059.
<i>Add \$111 when mirror specified</i>							



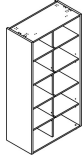
Order Code	Specification Information	Application Notes
Example: GFCB72G1	To order specify pattern number including:	Hinged doors feature touch latch, no pulls.
G Graham Collection	Left or right hand where applicable as embedded in pattern number.	Mirror (12" w x 36" h) for wardrobe ships separately; field installed.
FC Floor cabinet	1. Finish, wood V1, V2, V3	Wardrobes feature hat shelf. 19" deep wardrobes include coat hook; 24" deep include coat rod.
B Open bookcase	2. Lock applicable if hinged door L - Lock N - No lock	Freestanding cabinet backs unfinished.
72 Height	3. Lock finish if applicable	19" d units include wall cleat to anchor to wall. Knoll assumes no responsibility for attachment to wall, a certified building contractor should be consulted.
G Legal width	4. Mirror for wardrobe door if applicable M - Mirror N - No mirror	
1 18" d		
V312 Finish, wood		

Freestanding Cabinets, 72" h

Double width

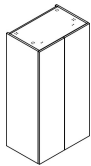
The Graham Collection

description	depth	width	height	pattern no.	V1	V2	V3
Floorstanding cabinet, double wide open bookcase	18"	30"	72"	GFCB7231 ()	\$3,947.	\$4,386.	\$5,919.
aligns w/single tier overhead	18"	36"	72"	GFCB7241 ()	4,133.	4,591.	6,198.



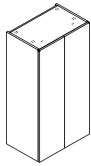
Fixed shelves in position to align with top of worksurface and bottom shelf of overhead above cubby. Other shelves adjustable 2 1/4" up or down from centerline position.

Floorstanding cabinet, double wide hinged door bookcase	19"	30"	72"	GFCHS7231 () ()	4,510.	5,011.	6,765.
aligns w/single tier overhead	19"	36"	72"	GFCHS7241 () ()	4,696.	5,218.	7,044.
	24"	30"	72"	GFCHS7232 () ()	4,695.	5,217.	7,042.
	24"	36"	72"	GFCHS7242 () ()	4,935.	5,484.	7,403.



Fixed shelves in position to align with top of worksurface and bottom shelf of overhead above cubby. Other shelves adjustable 2 1/4" up or down from centerline position.

Floorstanding cabinet, double wide hinged door wardrobe	19"	30"	72"	GFCW7231 () () ()	3,740.	4,156.	5,611.
aligns w/single tier overhead	19"	36"	72"	GFCW7241 () () ()	3,926.	4,362.	5,889.
	24"	30"	72"	GFCW7232 () () ()	3,925.	4,361.	5,888.
	24"	36"	72"	GFCW7242 () () ()	4,166.	4,628.	6,247.



*note: includes hat shelf and coat bar
Add \$111 when mirror specified*

Order Code	Specification Information	Application Notes
Example: GFCB7231	To order specify pattern number including:	5. Lock
G Graham Collection	1. Finish, wood V1, V2, V3	L - Lock N - No lock
FC Floor cabinet	2. Pull (applicable for drawers and doors below worksurface height only) P1 - Integral * P2 - Metal tab pull P3 - Leather tab pull P4 - Flip pull P5 - Box pull	6. Lock finish if applicable
B Open bookcase	3. Pull finish if applicable	7. Mirror (12" w x 36" h) for wardrobe door if applicable M - Mirror N - No mirror
72 Height	4. Drawer interior for units with drawers W - Default wood drawer interior	*P1 - Integral pull defaults to touch latch on hinged doors below worksurface level.
(3/4) 30" or 36" wide		
1 18" d		
V312 Finish, wood		

Full height hinged doors and hinged doors above worksurface level feature touch latch, no pulls.

Mirror for wardrobe ships separately, field installed.

Wardrobe features hat shelf. 19" d full wardrobes include sliding coat bar; 24" d wardrobes include coat rod. 19" d split wardrobe includes coat hook only, because there is not enough space for a hanger.

Freestanding cabinet backs unfinished.

Finished back for 24" d unit can be ordered separately. 19" d units include wall cleat to anchor to wall. Knoll assumes no responsibility for attachment to wall, a certified building contractor should be consulted.

72" h freestanding cabinets designed to align with single tier overheads.

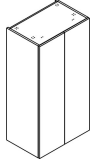
Cabinet width actual 1/16" wider than nominal above.

Freestanding Cabinets, 72" h

Double width

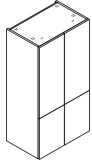
The Graham Collection

description	depth	width	height	pattern no.	V1	V2	V3
Floorstanding cabinet, double wide	19"	30"	72"	GFCSW(L/R)7231 () () ()	\$4,592.	\$5,102.	\$6,890.
full hinged door, split shelves/wardrobe	19"	36"	72"	GFCSW(L/R)7241 () () ()	4,779.	5,310.	7,169.
aligns w/single tier overhead	24"	30"	72"	GFCSW(L/R)7232 () () ()	4,779.	5,308.	7,168.
	24"	36"	72"	GFCSW(L/R)7242 () () ()	5,017.	5,575.	7,528.



note: wardrobe side includes hat shelf - the 19"d Cabinet includes coat hook, the 24"d cabinet includes coat rod; top and 2nd from bottom shelf fixed bookcase side, others adjustable 2 1/4" up or down from centerline position Add \$111 when mirror specified

Floorstanding cabinet, double wide	19"	30"	72"	GFCSH7231 () () () ()	4,560.	5,066.	6,841.
split hinged door bookcase	19"	36"	72"	GFCSH7241 () () () ()	4,748.	5,275.	7,120.
aligns w/single tier overhead	24"	30"	72"	GFCSH7232 () () () ()	4,746.	5,273.	7,118.
	24"	36"	72"	GFCSH7242 () () () ()	4,986.	5,539.	7,479.



*Upper half - top shelf fixed, bottom adjustable
Lower half - one adjustable shelf
P3 pulls - add \$109 list
P4 pulls - add \$145 list*

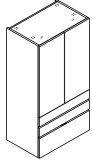
Order Code	Specification Information	Application Notes
Example: GFCSB7231	To order specify pattern number including:	5. Lock
G Graham Collection	1. Finish, wood V1, V2, V3	L - Lock N - No lock
FC Floor cabinet	2. Pull (applicable for drawers and doors below worksurface height only) P1 - Integral * P2 - Metal tab pull P3 - Leather tab pull P4 - Flip pull P5 - Box pull	6. Lock finish if applicable
B Open bookcase	3. Pull finish if applicable	7. Mirror (12" w x 36" h) for wardrobe door if applicable M - Mirror N - No mirror
72 Height	4. Drawer interior for units with drawers W - Default wood drawer interior	*P1 - Integral pull defaults to touch latch on hinged doors below worksurface level.
(3/4) 30" or 36" wide		Freestanding cabinet backs unfinished.
1 18" d		Finished back for 24" d unit can be ordered separately. 19" d units include wall cleat to anchor to wall. Knoll assumes no responsibility for attachment to wall, a certified building contractor should be consulted.
V312 Finish, wood		72" h freestanding cabinets designed to align with single tier overheads. Cabinet width actual 1/16" wider than nominal above.

Freestanding Cabinets, 72" h

Double width

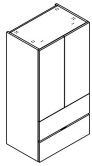
The Graham Collection

description	depth	width	height	pattern no.	V1	V2	V3
Floorstanding cabinet, double wide hinged door shelves/BBF below aligns w/single tier overhead	19"	30"	72"	GFCHJ7231 () () () () ()	\$5,153.	\$5,725.	\$7,727.
	19"	36"	72"	GFCHJ7241 () () () () ()	5,338.	5,932.	8,006.
	24"	30"	72"	GFCHJ7232 () () () () ()	5,337.	5,931.	8,005.
	24"	36"	72"	GFCHJ7242 () () () () ()	5,577.	6,197.	8,366.



Upper half - top shelf fixed, other adjustable
 P1 pulls - add \$267 list
 P3 pulls - add \$162 list
 P4 pulls - add \$434 list

Floorstanding cabinet, double wide hinged door shelves/lateral below aligns w/single tier overhead	19"	30"	72"	GFCHK7231 () () () () ()	4,777.	5,306.	7,165.
	19"	36"	72"	GFCHK7241 () () () () ()	4,963.	5,515.	7,444.
	24"	30"	72"	GFCHK7232 () () () () ()	4,962.	5,513.	7,442.
	24"	36"	72"	GFCHK7242 () () () () ()	5,201.	5,779.	7,802.



Upper half - top shelf fixed, other adjustable.
 P1 pulls - add \$179 list
 P3 pulls - add \$109 list
 P4 pulls - add \$290 list

Freestanding Cabinets
Double Width

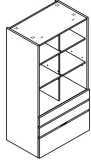
Order Code	Specification Information	Application Notes
Example: GFCEB7231	To order specify pattern number including:	5. Lock
G Graham Collection	1. Finish, wood V1, V2, V3	L - Lock N - No lock
FC Floor cabinet	2. Pull (applicable for drawers and doors below worksurface height only) P1 - Integral * P2 - Metal tab pull P3 - Leather tab pull P4 - Flip pull P5 - Box pull	6. Lock finish if applicable
B Open bookcase	3. Pull finish if applicable	7. Mirror (12" w x 36" h) for wardrobe door if applicable M - Mirror N - No mirror
72 Height	4. Drawer interior for units with drawers W - Default wood drawer interior	*P1 - Integral pull defaults to touch latch on hinged doors below worksurface level.
(3/4) 30" or 36" wide		Freestanding cabinet backs unfinished.
1 18" d		Finished back for 24" d unit can be ordered separately. 19" d units include wall cleat to anchor to wall. Knoll assumes no responsibility for attachment to wall, a certified building contractor should be consulted.
V312 Finish, wood		72" h freestanding cabinets designed to align with single tier overheads. Cabinet width actual 1/16" wider than nominal above.

Freestanding Cabinets, 72" h

Double width

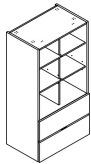
The Graham Collection

description	depth	width	height	pattern no.	V1	V2	V3
Floorstanding cabinet, double wide open bookcase above/BBF below aligns w/single tier overhead	19"	30"	72"	GFCBJ7231 () () () () ()	\$4,936.	\$5,486.	\$7,405.
	19"	36"	72"	GFCBJ7241 () () () () ()	5,123.	5,693.	7,684.
	24"	30"	72"	GFCBJ7232 () () () () ()	5,122.	5,691.	7,683.
	24"	36"	72"	GFCBJ7242 () () () () ()	5,363.	5,959.	8,044.



*Open bookcase section - top shelf fixed, other adjustable.
P1 pulls - add \$267 list
P3 pulls - add \$162 list
P4 pulls - add \$434 list*

Floorstanding cabinet, double wide open bookcase above/lateral below aligns w/single tier overhead	19"	30"	72"	GFCBK7231 () () () () ()	4,618.	5,131.	6,927.
	19"	36"	72"	GFCBK7241 () () () () ()	4,803.	5,337.	7,205.
	24"	30"	72"	GFCBK7232 () () () () ()	4,802.	5,336.	7,204.
	24"	36"	72"	GFCBK7242 () () () () ()	5,043.	5,603.	7,565.



*Open bookcase section - top shelf fixed, other adjustable.
P1 pulls - add \$179 list
P3 pulls - add \$109 list
P4 pulls - add \$290 list*

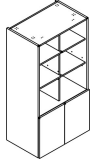
Order Code	Specification Information	Application Notes
Example: GFCB7231	To order specify pattern number including:	5. Lock L - Lock N - No lock
G Graham Collection	1. Finish, wood V1, V2, V3	6. Lock finish if applicable
FC Floor cabinet	2. Pull (applicable for drawers and doors below worksurface height only) P1 - Integral * P2 - Metal tab pull P3 - Leather tab pull P4 - Flip pull P5 - Box pull	7. Mirror (12" w x 36" h) for wardrobe door if applicable M - Mirror N - No mirror
B Open bookcase	3. Pull finish if applicable	*P1 - Integral pull defaults to touch latch on hinged doors below worksurface level.
72 Height	4. Drawer interior for units with drawers W - Default wood drawer interior	Freestanding cabinet backs unfinished.
(3/4) 30" or 36" wide		Finished back for 24" d unit can be ordered separately. 19" d units include wall cleat to anchor to wall. Knoll assumes no responsibility for attachment to wall, a certified building contractor should be consulted.
1 18" d		72" h freestanding cabinets designed to align with single tier overheads.
V312 Finish, wood		Cabinet width actual 1/16" wider than nominal above.

Freestanding Cabinets, 72" h

Double width

The Graham Collection

description	depth	width	height	pattern no.	V1	V2	V3
Floorstanding cabinet, double wide open bookcase above/hinged door below aligns w/single tier overhead	19"	30"	72"	GFCBH7231 () () () ()	\$4,474.	\$4,972.	\$6,711.
	19"	36"	72"	GFCBH7241 () () () ()	4,660.	5,177.	6,991.
	24"	30"	72"	GFCBH7232 () () () ()	4,660.	5,176.	6,989.
	24"	36"	72"	GFCBH7242 () () () ()	4,901.	5,445.	7,349.



*Open bookcase section - top shelf fixed, other adjustable.
Below worksurface one adjustable shelf behind hinged doors.
P3 pulls - add \$109 list
P4 pulls - add \$145 list*

Finished backs for floorstanding cabinets for use w/24" deep cabinets only	19"	72"	GFCB72G ()	473.	525.	709.
	30"	72"	GFCB723 ()	487.	541.	731.
	36"	72"	GFCB724 ()	502.	558.	752.

Increases overall cabinet depth 1" nominal

Freestanding Cabinets
Double Width

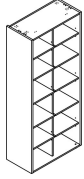
Order Code	Specification Information	Application Notes
Example: GFCB7231	To order specify pattern number including:	Full height hinged doors and hinged doors above worksurface level feature touch latch, no pulls.
G Graham Collection	5. Lock L - Lock N - No lock	
FC Floor cabinet	1. Finish, wood V1, V2, V3	Mirror for wardrobe ships separately, field installed.
B Open bookcase	2. Pull (applicable for drawers and doors below worksurface height only) P1 - Integral * P2 - Metal tab pull P3 - Leather tab pull P4 - Flip pull P5 - Box pull	
72 Height	3. Pull finish if applicable	Wardrobe features hat shelf. 19" d full wardrobes include sliding coat bar; 24" d wardrobes include coat rod. 19" d split wardrobe includes coat hook only, because there is not enough space for a hanger.
(3/4) 30" or 36" wide		
1 18" d	4. Drawer interior for units with drawers W - Default wood drawer interior	Freestanding cabinet backs unfinished.
V312 Finish, wood		
		Finished back for 24" d unit can be ordered separately. 19" d units include wall cleat to anchor to wall. Knoll assumes no responsibility for attachment to wall, a certified building contractor should be consulted.
		72" h freestanding cabinets designed to align with single tier overheads.
		Cabinet width actual 1/16" wider than nominal above.

Freestanding Cabinets, 85" h

Double width

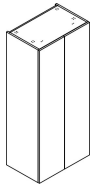
The Graham Collection

description	depth	width	height	pattern no.	V1	V2	V3
Floorstanding cabinet, double wide open bookcase	18"	30"	85"	GFCB8531 ()	\$4,353.	\$4,838.	\$6,533.
aligns w/double tier overhead	18"	36"	85"	GFCB8541 ()	4,562.	5,070.	6,845.



Fixed shelves in position to align with top of worksurface and bottom shelf of overhead above cubby. Other shelves adjustable 2 1/4" up or down from centerline position.

Floorstanding cabinet, double wide hinged door bookcase	19"	30"	85"	GFCHS8531 ()()	4,914.	5,460.	7,372.
aligns w/double tier overhead	19"	36"	85"	GFCHS8541 ()()	5,122.	5,691.	7,683.
	24"	30"	85"	GFCHS8532 ()()	5,141.	5,712.	7,712.
	24"	36"	85"	GFCHS8542 ()()	5,406.	6,005.	8,109.



Fixed shelves in position to align with top of worksurface and bottom shelf of overhead above cubby. Other shelves adjustable 2 1/4" up or down from centerline position.

Order Code	Specification Information	Application Notes
Example: GFCB8531	To order specify pattern number including:	5. Lock
G Graham Collection	1. Finish, wood V1, V2, V3	L - Lock N - No lock
FC Floor cabinet	2. Pull (applicable for drawers and doors below worksurface height only) P1 - Integral * P2 - Metal tab pull P3 - Leather tab pull P4 - Flip pull P5 - Box pull	6. Lock finish if applicable
B Open bookcase	3. Pull finish if applicable	7. Mirror (12" w x 36" h) for wardrobe door if applicable M - Mirror N - No mirror
85 Height	4. Drawer interior for units with drawers W - Default wood drawer interior	*P1 - Integral pull defaults to touch latch on hinged doors below worksurface level.
(3/4) 30" or 36" width		Full height hinged doors and hinged doors above worksurface level feature touch latch, no pulls.
1 18" d		Mirror for wardrobe ships separately, field installed.
V312 Finish, wood		Wardrobe features hat shelf. 19" d split wardrobes include coat hook; 24" d wardrobes include coat rod; 19" d full wardrobe includes sliding coat bar. 19" d split wardrobe includes coat hook only, because there is not enough space for a hanger.

85" h freestanding cabinets designed to align with double tier overheads.


Cabinet width actual 1/16" wider than nominal above.

Freestanding Cabinets, 85" h

Double width

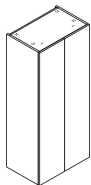
The Graham Collection

description	depth	width	height	pattern no.	V1	V2	V3
Floorstanding cabinet, double wide hinged door wardrobe aligns w/double tier overhead	19"	30"	85"	GFCW8531 () () ()	\$3,916.	\$4,350.	\$5,874.
	19"	36"	85"	GFCW8541 () () ()	4,124.	4,581.	6,185.
	24"	30"	85"	GFCW8532 () () ()	4,141.	4,602.	6,214.
	24"	36"	85"	GFCW8542 () () ()	4,406.	4,897.	6,611.



*note: includes hat shelf and coat bar
Add \$111 when mirror specified*

Floorstanding cabinet, double wide full hinged door, split shelves/wardrobe aligns w/double tier overhead	19"	30"	85"	GFCSW(L/R)8531 () () ()	4,985.	5,538.	7,477.
	19"	36"	85"	GFCSW(L/R)8541 () () ()	5,193.	5,769.	7,789.
	24"	30"	85"	GFCSW(L/R)8532 () () ()	5,212.	5,790.	7,817.
	24"	36"	85"	GFCSW(L/R)8542 () () ()	5,476.	6,083.	8,214.



*note: wardrobe side includes hat shelf - the 19" d Cabinet includes coat hook, the 24" d cabinet includes coat rod, two shelves fixed bookcase side (2nd from top and 2nd from bottom) others adjustable.
Add \$111 when mirror specified*

Freestanding Cabinets
Double Width

Order Code	Specification Information	Application Notes
Example: GFCB8531	To order specify pattern number including:	Full height hinged doors and hinged doors above worksurface level feature touch latch, no pulls.
G Graham Collection	5. Lock L - Lock N - No lock	
FC Floor cabinet	6. Lock finish if applicable	
B Open bookcase	7. Mirror (12" w x 36" h) for wardrobe door if applicable M - Mirror N - No mirror	
85 Height	2. Pull (applicable for drawers and doors below worksurface height only) P1 - Integral * P2 - Metal tab pull P3 - Leather tab pull P4 - Flip pull P5 - Box pull	Mirror for wardrobe ships separately, field installed.
(3/4) 30" or 36" width	3. Pull finish if applicable	Wardrobe features hat shelf. 19" d split wardrobes include coat hook; 24" d wardrobes include coat rod; 19" d full wardrobe includes sliding coat bar. 19" d split wardrobe includes coat hook only, because there is not enough space for a hanger.
1 18" d	4. Drawer interior for units with drawers W - Default wood drawer interior	Freestanding cabinet backs unfinished.
V312 Finish, wood		Finished back for 24" d unit can be ordered separately. 19" d units include wall cleat to anchor to wall. Knoll assumes no responsibility for attachment to wall, a certified building contractor should be consulted.

85" h freestanding cabinets designed to align with double tier overheads.

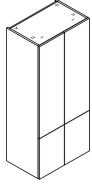
Cabinet width actual 1/16" wider than nominal above.

Freestanding Cabinets, 85" h

Double width

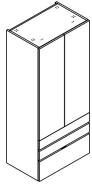
The Graham Collection

description	depth	width	height	pattern no.	V1	V2	V3
Floorstanding cabinet, double wide split hinged door bookcase aligns w/double tier overhead	19"	30"	85"	GFCSH8531 () () () () ()	\$4,966.	\$5,518.	\$7,450.
	19"	36"	85"	GFCSH8541 () () () () ()	5,173.	5,748.	7,759.
	24"	30"	85"	GFCSH8532 () () () () ()	5,193.	5,769.	7,789.
	24"	36"	85"	GFCSH8542 () () () () ()	5,457.	6,064.	8,186.



Three shelves upper section - middle shelf fixed, others adjustable 2 1/4" up or down from centerline position.
Lower section - one adjustable shelf.
P3 pulls - add \$109 list
P4 pulls - add \$145 list

Floorstanding cabinet, double wide hinged door shelves/BBF below aligns w/double tier overhead	19"	30"	85"	GFCHJ8531 () () () () ()	5,560.	6,178.	8,339.
	19"	36"	85"	GFCHJ8541 () () () () ()	5,767.	6,406.	8,651.
	24"	30"	85"	GFCHJ8532 () () () () ()	5,786.	6,429.	8,679.
	24"	36"	85"	GFCHJ8542 () () () () ()	6,050.	6,722.	9,077.



Three shelves upper section - middle shelf fixed, others adjustable 2 1/4" up or down from centerline position.
P1 pulls - add \$267 list
P3 pulls - add \$162 list
P4 pulls - add \$434 list

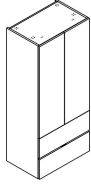
Order Code	Specification Information	Application Notes
Example: GFCB8531	To order specify pattern number including:	5. Lock
G Graham Collection	1. Finish, wood V1, V2, V3	L - Lock N - No lock
FC Floor cabinet	2. Pull (applicable for drawers and doors below worksurface height only) P1 - Integral * P2 - Metal tab pull P3 - Leather tab pull P4 - Flip pull P5 - Box pull	6. Lock finish if applicable
B Open bookcase	3. Pull finish if applicable	7. Mirror (12" w x 36" h) for wardrobe door if applicable M - Mirror N - No mirror
85 Height	4. Drawer interior for units with drawers W - Default wood drawer interior	*P1 - Integral pull defaults to touch latch on hinged doors below worksurface level.
(3/4) 30" or 36" width		Full height hinged doors and hinged doors above worksurface level feature touch latch, no pulls.
1 18" d		Mirror for wardrobe ships separately, field installed.
V312 Finish, wood		Wardrobe features hat shelf. 19" d split wardrobes include coat hook; 24" d wardrobes include coat rod; 19" d full wardrobe includes sliding coat bar. 19" d split wardrobe includes coat hook only, because there is not enough space for a hanger.
		Freestanding cabinet backs unfinished.
		Finished back for 24" d unit can be ordered separately. 19" d units include wall cleat to anchor to wall. Knoll assumes no responsibility for attachment to wall, a certified building contractor should be consulted.
		85" h freestanding cabinets designed to align with double tier overheads.
		Cabinet width actual 1/16" wider than nominal above.

Freestanding Cabinets, 85" h

Double width

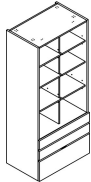
The Graham Collection

description	depth	width	height	pattern no.	V1	V2	V3
Floorstanding cabinet, double wide hinged door shelves/lateral below aligns w/double tier overhead	19"	30"	85"	GFCHK8531 () () () () ()	\$5,172.	\$5,747.	\$7,758.
	19"	36"	85"	GFCHK8541 () () () () ()	5,379.	5,976.	8,071.
	24"	30"	85"	GFCHK8532 () () () () ()	5,400.	5,998.	8,099.
	24"	36"	85"	GFCHK8542 () () () () ()	5,664.	6,292.	8,496.



Three shelves upper section - middle shelf fixed, others adjustable 2 1/4" up of down from centerline position.
 P1 pulls - add \$179 list
 P3 pulls - add \$109 list
 P4 pulls - add \$290 list

Floorstanding cabinet, double wide open bookcase above/BBF below aligns w/double tier overhead	19"	30"	85"	GFCBJ8531 () () () () ()	5,427.	6,030.	8,140.
	19"	36"	85"	GFCBJ8541 () () () () ()	5,634.	6,261.	8,452.
	24"	30"	85"	GFCBJ8532 () () () () ()	5,653.	6,282.	8,480.
	24"	36"	85"	GFCBJ8542 () () () () ()	5,918.	6,576.	8,878.



Three shelves upper section - middle shelf fixed, others adjustable 2 1/4" up or down from centerline position.
 P1 pulls - add \$267 list
 P3 pulls - add \$162 list
 P4 pulls - add \$434 list

Freestanding Cabinets
Double Width

Order Code	Specification Information	Application Notes
Example: GFCB8531	To order specify pattern number including:	Full height hinged doors and hinged doors above worksurface level feature touch latch, no pulls.
G Graham Collection	5. Lock L - Lock N - No lock	
FC Floor cabinet	6. Lock finish if applicable	
B Open bookcase	7. Mirror (12" w x 36" h) for wardrobe door if applicable M - Mirror N - No mirror	
85 Height	2. Pull (applicable for drawers and doors below worksurface height only) P1 - Integral * P2 - Metal tab pull P3 - Leather tab pull P4 - Flip pull P5 - Box pull	Mirror for wardrobe ships separately, field installed.
(3/4) 30" or 36" width	3. Pull finish if applicable	Wardrobe features hat shelf. 19" d split wardrobes include coat hook; 24" d wardrobes include coat rod; 19" d full wardrobe includes sliding coat bar. 19" d split wardrobe includes coat hook only, because there is not enough space for a hanger.
1 18" d	4. Drawer interior for units with drawers W - Default wood drawer interior	Freestanding cabinet backs unfinished.
V312 Finish, wood		Finished back for 24" d unit can be ordered separately. 19" d units include wall cleat to anchor to wall. Knoll assumes no responsibility for attachment to wall, a certified building contractor should be consulted.

85" h freestanding cabinets designed to align with double tier overheads.

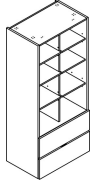
Cabinet width actual 1/16" wider than nominal above.

Freestanding Cabinets, 85" h

Double width

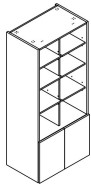
The Graham Collection

description	depth	width	height	pattern no.	V1	V2	V3
Floorstanding cabinet, double wide open bookcase above/lateral below aligns w/double tier overhead	19"	30"	85"	GFCBK8531 () () () () ()	\$5,079.	\$5,643.	\$7,617.
	19"	36"	85"	GFCBK8541 () () () () ()	5,285.	5,872.	7,929.
	24"	30"	85"	GFCBK8532 () () () () ()	5,303.	5,893.	7,957.
	24"	36"	85"	GFCBK8542 () () () () ()	5,569.	6,188.	8,353.



Three shelves upper section - middle shelf fixed, others adjustable 2 1/4" up or down from centerline position.
P1 pulls - add \$179 list
P3 pulls - add \$109 list
P4 pulls - add \$290 list

Floorstanding cabinet, double wide open bookcase above/hinged door below aligns w/double tier overhead	19"	30"	85"	GFCBH8531 () () () ()	4,955.	5,505.	7,432.
	19"	36"	85"	GFCBH8541 () () () ()	5,163.	5,736.	7,745.
	24"	30"	85"	GFCBH8532 () () () ()	5,182.	5,757.	7,772.
	24"	36"	85"	GFCBH8542 () () () ()	5,446.	6,051.	8,169.



Three shelves upper section - middle shelf fixed, others adjustable 2 1/4" up or down from centerline position.
Lower section - one adjustable shelf.
P3 pulls - add \$109 list
P4 pulls - add \$145 list

Order Code	Specification Information	Application Notes
Example: GFCB8531	To order specify pattern number including:	5. Lock
G Graham Collection	1. Finish, wood V1, V2, V3	L - Lock N - No lock
FC Floor cabinet	2. Pull (applicable for drawers and doors below worksurface height only) P1 - Integral * P2 - Metal tab pull P3 - Leather tab pull P4 - Flip pull P5 - Box pull	6. Lock finish if applicable
B Open bookcase	3. Pull finish if applicable	7. Mirror (12" w x 36" h) for wardrobe door if applicable M - Mirror N - No mirror
85 Height	4. Drawer interior for units with drawers W - Default wood drawer interior	*P1 - Integral pull defaults to touch latch on hinged doors below worksurface level.
(3/4) 30" or 36" width		Full height hinged doors and hinged doors above worksurface level feature touch latch, no pulls.
1 18" d		Mirror for wardrobe ships separately, field installed.
V312 Finish, wood		Wardrobe features hat shelf. 19" d split wardrobes include coat hook; 24" d wardrobes include coat rod; 19" d full wardrobe includes sliding coat bar. 19" d split wardrobe includes coat hook only, because there is not enough space for a hanger.

85" h freestanding cabinets designed to align with double tier overheads.

Cabinet width actual 1/16" wider than nominal above.

Freestanding Cabinets, 85" h

Double width

The Graham Collection

description	depth	width	height	pattern no.	V1	V2	V3
Finished backs for floorstanding cabinets for use w/24" deep cabinets only		19"	85"	GFCB85G ()	\$532.	\$590.	\$797.
		30"	85"	GFCB853 ()	548.	609.	821.
		36"	85"	GFCB854 ()	564.	627.	848.

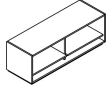
Increases overall cabinet depth 1" nominal

Freestanding Cabinets
Double Width

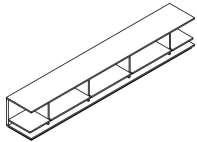
Order Code	Specification Information	Application Notes
Example: GFCB8531	To order specify pattern number including:	Full height hinged doors and hinged doors above worksurface level feature touch latch, no pulls.
G Graham Collection	5. Lock L - Lock N - No lock	
FC Floor cabinet	1. Finish, wood V1,V2,V3	Mirror for wardrobe ships separately, field installed.
B Open bookcase	6. Lock finish if applicable	
85 Height	2. Pull (applicable for drawers and doors below worksurface height only) P1 - Integral * P2 - Metal tab pull P3 - Leather tab pull P4 - Flip pull P5 - Box pull	Wardrobe features hat shelf. 19"d split wardrobes include coat hook; 24"d wardrobes include coat rod; 19"d full wardrobe includes sliding coat bar. 19"d split wardrobe includes coat hook only, because there is not enough space for a hanger.
(3/4) 30" or 36" width		
1 18"d	3. Pull finish if applicable	Freestanding cabinet backs unfinished.
V312 Finish, wood		
	4. Drawer interior for units with drawers W - Default wood drawer interior	Finished back for 24"d unit can be ordered separately. 19"d units include wall cleat to anchor to wall. Knoll assumes no responsibility for attachment to wall, a certified building contractor should be consulted.
		85" h freestanding cabinets designed to align with double tier overheads.
		Cabinet width actual 1/16" wider than nominal above.

Open overhead

Single tier, wall hung

description	depth	width	height	pattern number	V1	V2	V3
Wall hung overhead, single tier, open (closed ends) 	18"	30"	19"	GWHOSAG30 () ()	\$2,641.	\$2,935.	\$3,962.
	18"	36"	19"	GWHOSAG36 () ()	2,710.	3,010.	4,065.
	18"	42"	19"	GWHOSAG42 () ()	2,780.	3,088.	4,168.
	18"	48"	19"	GWHOSAG48 () ()	2,850.	3,165.	4,273.
	18"	54"	19"	GWHOSAG54 () ()	2,919.	3,243.	4,377.

note: 30-54" w do not have signature cantilevered shelves on ends

Wall hung overhead, single tier, open (cantilevered open ends) 	18"	60"	19"	GWHOSAG60 () ()	3,043.	3,381.	4,566.
	18"	66"	19"	GWHOSAG66 () ()	3,207.	3,564.	4,811.
	18"	72"	19"	GWHOSAG72 () ()	3,370.	3,745.	5,055.
	18"	78"	19"	GWHOSAG78 () ()	3,533.	3,924.	5,299.
	18"	84"	19"	GWHOSAG84 () ()	3,696.	4,106.	5,542.
	18"	90"	19"	GWHOSAG90 () ()	3,835.	4,260.	5,750.
	18"	96"	19"	GWHOSAG96 () ()	3,974.	4,416.	5,959.
	18"	102"	19"	GWHOSAG102 () ()	4,111.	4,568.	6,165.
	18"	108"	19"	GWHOSAG108 () ()	4,248.	4,720.	6,373.
	18"	114"	19"	GWHOSAG114 () ()	4,388.	4,875.	6,583.
	18"	120"	19"	GWHOSAG120 () ()	4,526.	5,029.	6,791.

Order Code	
Example: GWHOSAG30	
G	Graham Collection
WHO	Wall hung overhead
S	Single tier
A	Open
G	Legal depth
30	Width
V312	Finish, wood
RL	Tasklight fascia position recessed

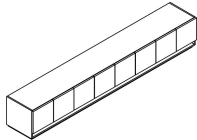
Specification Information
To order specify pattern number including:
1. Finish, wood V1, V2, V3
2. Tasklight fascia position RL - Recess left side RR - Recess right side RB - Recess both sides RN - No recess, flush to ends (See pg. 12 for more information)
Note: fascia is permanent once assembled

Application Notes
Units ship fully assembled, one piece up to 120" wide. Size may be problematic for some installation sites and may require ordering two smaller units or more for total width required.
French style wood cleat included. Wood cleat is two piece nominal overall 6 1/4" high except in units with open cantilevered ends. Open cantilevered end units have 1 1/2" thick back with the top piece of cleat integrated in back. Top of cleat mounts 3/4" down from top shelf of overhead.
Knoll does not assume any responsibility for the installation, attachment or the securing of wall hung units to the wall. A certified building contractor should be consulted.
Please refer to wall mounting information on page 168.
Cantilevered open end shelves rated for display purposes only.
Optional ambient mitered crown available, see pg. 148.

Hinged door overhead, wood doors

single tier, wall hung

The Graham Collection

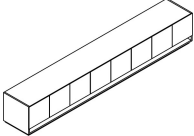
description	depth	width	height	pattern no.	V1	V2	V3
Wall hung overhead, single tier, wood hinged doors 	19"	30"	19"	GWHOSBG30 () () ()	\$2,861.	\$3,179.	\$4,291.
	19"	36"	19"	GWHOSBG36 () () ()	3,141.	3,489.	4,712.
	19"	42"	19"	GWHOSBG42 () () ()	3,420.	3,802.	5,132.
	19"	48"	19"	GWHOSBG48 () () ()	3,701.	4,111.	5,551.
	19"	54"	19"	GWHOSBG54 () () ()	3,980.	4,423.	5,970.
	19"	60"	19"	GWHOSBG60 () () ()	4,261.	4,734.	6,391.
	19"	66"	19"	GWHOSBG66 () () ()	4,541.	5,045.	6,811.
	19"	72"	19"	GWHOSBG72 () () ()	4,821.	5,356.	7,229.
	19"	78"	19"	GWHOSBG78 () () ()	5,100.	5,668.	7,650.
	19"	84"	19"	GWHOSBG84 () () ()	5,379.	5,976.	8,071.
	19"	90"	19"	GWHOSBG90 () () ()	5,582.	6,202.	8,374.
	19"	96"	19"	GWHOSBG96 () () ()	5,786.	6,429.	8,679.
	19"	102"	19"	GWHOSBG102 () () ()	5,990.	6,655.	8,983.
	19"	108"	19"	GWHOSBG108 () () ()	6,191.	6,879.	9,289.
	19"	114"	19"	GWHOSBG114 () () ()	6,395.	7,105.	9,593.
	19"	120"	19"	GWHOSBG120 () () ()	6,598.	7,331.	9,896.

Wall hung Overhead, single tier

Order Code	Specification Information	Application Notes
Example: GWHOSBG30	To order specify pattern number including:	Units ship fully assembled, one piece up to 120" wide.
G Graham Collection	1. Finish, wood V1, V2, V3	Size may be problematic for some installation sites and may require ordering two smaller units or more for total width required.
WHO Wall hung overhead	2. Lock L - Lock N - No lock	Hinged doors extend slightly below bottom shelf, above cubby for finger pull access.
S Single tier	3. Lock finish if applicable	French style wood cleat included. Wood cleat is two pieces nominally 6 1/4" h overall. Top of cleat mounts 3/4" down from top shelf of overhead.
B Hinged doors, wood	4. Tasklight fascia position RL - Recess left side RR - Recess right side RB - Recess both sides RN - No recess, flush to ends (See pg. 12 for more information)	Knoll does not assume any responsibility for the installation, attachment or the securing of wall hung units to the wall. A certified building contractor should be consulted.
G Legal depth	Note: fascia is permanent once assembled	Please refer to wall mounting information on page 168.
30 Width		Optional ambient mitered crown available, see pg. 148.
V312 Finish, wood		
L Lock option, lock		
B Lock finish		
RL Tasklight fascia position recessed		

Hinged door overhead, glass doors single tier, wall hung

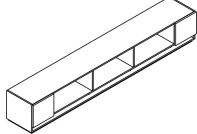
The Graham Collection

description	depth	width	height	pattern no.	V1	V2	V3
Wall hung overhead, single tier, glass hinged doors 	19"	30"	19"	GWHOSCG30 () ()	\$3,434.	\$3,814.	\$5,150.
	19"	36"	19"	GWHOSCG36 () ()	3,769.	4,187.	5,652.
	19"	42"	19"	GWHOSCG42 () ()	4,105.	4,561.	6,157.
	19"	48"	19"	GWHOSCG48 () ()	4,441.	4,934.	6,661.
	19"	54"	19"	GWHOSCG54 () ()	4,778.	5,307.	7,165.
	19"	60"	19"	GWHOSCG60 () ()	5,114.	5,681.	7,670.
	19"	66"	19"	GWHOSCG66 () ()	5,449.	6,054.	8,173.
	19"	72"	19"	GWHOSCG72 () ()	5,785.	6,428.	8,677.
	19"	78"	19"	GWHOSCG78 () ()	6,121.	6,801.	9,182.
	19"	84"	19"	GWHOSCG84 () ()	6,454.	7,172.	9,682.
	19"	90"	19"	GWHOSCG90 () ()	6,698.	7,443.	10,048.
	19"	96"	19"	GWHOSCG96 () ()	6,943.	7,714.	10,415.
	19"	102"	19"	GWHOSCG102 () ()	7,187.	7,986.	10,782.
	19"	108"	19"	GWHOSCG108 () ()	7,429.	8,255.	11,143.
	19"	114"	19"	GWHOSCG114 () ()	7,674.	8,526.	11,510.
	19"	120"	19"	GWHOSCG120 () ()	7,917.	8,797.	11,878.

Order Code	Specification Information	Application Notes
Example: GWHOSCG30 G Graham Collection WHO Wall hung overhead S Single tier C Hinged doors, glass G Legal depth 30 Width V312 Finish, wood GL55 Finish, glass doors RL Tasklight fascia position recessed	To order specify pattern number including: 1. Finish, wood V1,V2,V3 2. Finish, glass doors 3. Tasklight fascia position RL - Recess left side RR - Recess right side RB - Recess both sides RN - No recess, flush to ends (See pg. 12 for more information) Note: fascia is permanent once assembled	Units ship fully assembled, one piece up to 120" wide. Size may be problematic for some installation sites and may require ordering two smaller units or more for total width required. Glass doors do not lock. Glass doors do not have pulls. French style wood cleat included. Wood cleat is two pieces nominally 6 1/4" h overall. Top of cleat mounts 3/4" down from top shelf of overhead.
		Knoll does not assume any responsibility for the installation, attachment or the securing of wall hung units to the wall. A certified building contractor should be consulted. Please refer to wall mounting information on page 168. Optional ambient mitered crown available, see pg. 148.

HD/ Open / HD overhead (wood hinged doors) single tier, wall hung

The Graham Collection

description	depth	width	height	pattern no.	V1	V2	V3
Wall hung overhead, single tier, HD/Open/HD wood hinged doors 	19"	60"	19"	GWHOSDG60 () () ()	\$3,817.	\$4,241.	\$5,726.
	19"	66"	19"	GWHOSDG66 () () ()	3,932.	4,369.	5,898.
	19"	72"	19"	GWHOSDG72 () () ()	4,048.	4,498.	6,071.
	19"	78"	19"	GWHOSDG78 () () ()	4,163.	4,625.	6,243.
	19"	84"	19"	GWHOSDG84 () () ()	4,275.	4,751.	6,415.
	19"	90"	19"	GWHOSDG90 () () ()	4,392.	4,879.	6,587.
	19"	96"	19"	GWHOSDG96 () () ()	4,506.	5,007.	6,760.
	19"	102"	19"	GWHOSDG102 () () ()	4,641.	5,158.	6,962.
	19"	108"	19"	GWHOSDG108 () () ()	4,777.	5,306.	7,165.
	19"	114"	19"	GWHOSDG114 () () ()	4,910.	5,456.	7,365.
	19"	120"	19"	GWHOSDG120 () () ()	5,045.	5,605.	7,568.

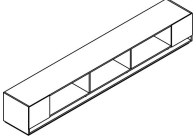
Wall hung Overhead, single tier

Order Code	Specification Information	Application Notes
Example: GWHOSDG60	To order specify pattern number including:	Units ship fully assembled, one piece up to 120" wide.
G Graham Collection	1. Finish, wood V1,V2,V3	Size may be problematic for some installation sites and may require ordering two smaller units or more for total width required.
WHO Wall hung overhead	2. Lock L - Lock N - No lock	Hinged doors extended slightly below bottom shelf, above cubby for finger pull access.
S Single tier	3. Lock finish if applicable	French style wood cleat included.
D HD/Open/HD hinged wood doors	4. Tasklight fascia position RL - Recess left side RR - Recess right side RB - Recess both sides RN - No recess, flush to ends (See pg. 12 for more information)	Wood cleat is two pieces nominally 6 1/4" h overall. Top of cleat mounts 3/4" down from top shelf of overhead.
G Legal depth		Knoll does not assume any responsibility for the installation, attachment or the securing of wall hung units to the wall. A certified building contractor should be consulted.
60 Width		Please refer to wall mounting information on page 168 .
V312 Finish, wood		Optional ambient mitered crown available, see pg. 148.
L Lock option, lock		
B Lock finish		
RL Tasklight fascia position recessed		

Note: fascia is permanent once assembled

HD/ Open / HD overhead (glass hinged doors) single tier, wall hung

The Graham Collection

description	depth	width	height	pattern no.	V1	V2	V3
Wall hung overhead, single tier, HD/Open/HD glass hinged doors 	19"	60"	19"	GWHOSEG60 () ()	\$4,581.	\$5,090.	\$6,872.
	19"	66"	19"	GWHOSEG66 () ()	4,719.	5,243.	7,078.
	19"	72"	19"	GWHOSEG72 () ()	4,857.	5,396.	7,286.
	19"	78"	19"	GWHOSEG78 () ()	4,994.	5,549.	7,492.
	19"	84"	19"	GWHOSEG84 () ()	5,131.	5,701.	7,697.
	19"	90"	19"	GWHOSEG90 () ()	5,271.	5,856.	7,905.
	19"	96"	19"	GWHOSEG96 () ()	5,408.	6,008.	8,111.
	19"	102"	19"	GWHOSEG102 () ()	5,569.	6,188.	8,354.
	19"	108"	19"	GWHOSEG108 () ()	5,732.	6,368.	8,597.
	19"	114"	19"	GWHOSEG114 () ()	5,893.	6,548.	8,840.
	19"	120"	19"	GWHOSEG120 () ()	6,053.	6,726.	9,080.

Order Code

Example:	GWHOSEG60
G	Graham Collection
WHO	Wall hung overhead
S	Single tier
E	HD/Open/HD hinged glass doors
G	Legal depth
60	Width
V312	Finish, wood
GL55	Finish, glass doors
RL	Tasklight fascia position recessed

Specification Information

To order specify pattern number including:

1. Finish, wood
V1,V2,V3
2. Finish, glass doors
3. Tasklight fascia position
RL - Recess left side
RR - Recess right side
RB - Recess both sides
RN - No recess, flush to ends
(See pg. 12 for more information)

Note: fascia is permanent once assembled

Application Notes

Units ship fully assembled, one piece up to 120" wide.
Size may be problematic for some installation sites and may require ordering two smaller units or more for total width required.

Glass doors do not lock.
Glass doors do not have pulls.

French style wood cleat included.
Wood cleat is two pieces nominally 6 1/4" h overall. Top of cleat mounts 3/4" down from top shelf of overhead.

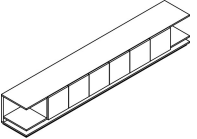
Knoll does not assume any responsibility for the installation, attachment or the securing of wall hung units to the wall. A certified building contractor should be consulted.

Please refer to wall mounting information on page 168 .

Optional ambient mitered crown available, see pg. 148.

Open / HD / Open overhead (wood hinged doors) single tier, wall hung

The Graham Collection

description	depth	width	height	pattern no.	V1	V2	V3
Wall hung overhead, single tier, Open/HD (wood)/Open cantilevered open ends 	19"	60"	19"	GWHOSFG60 () () ()	\$3,454.	\$3,838.	\$5,180.
	19"	66"	19"	GWHOSFG66 () () ()	3,659.	4,066.	5,489.
	19"	72"	19"	GWHOSFG72 () () ()	3,866.	4,295.	5,798.
	19"	78"	19"	GWHOSFG78 () () ()	4,070.	4,523.	6,107.
	19"	84"	19"	GWHOSFG84 () () ()	4,276.	4,752.	6,417.
	19"	90"	19"	GWHOSFG90 () () ()	4,481.	4,980.	6,725.
	19"	96"	19"	GWHOSFG96 () () ()	4,717.	5,241.	7,074.
	19"	102"	19"	GWHOSFG102 () () ()	4,950.	5,499.	7,424.
	19"	108"	19"	GWHOSFG108 () () ()	5,184.	5,758.	7,774.
	19"	114"	19"	GWHOSFG114 () () ()	5,417.	6,019.	8,124.
	19"	120"	19"	GWHOSFG120 () () ()	5,649.	6,278.	8,475.

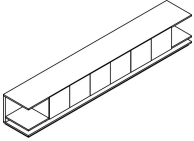
Wall hung Overhead, single tier

Order Code	Specification Information	Application Notes
Example: GWHOSFG60	To order specify pattern number including:	Units ship fully assembled, one piece up to 120" wide.
G Graham Collection	1. Finish, wood V1,V2,V3	Size may be problematic for some installation sites and may require ordering two smaller units or more for total width required.
WHO Wall hung overhead	2. Lock L - Lock N - No lock	Hinged doors extended slightly below bottom shelf, above cubby for finger pull access.
S Single tier	3. Lock finish if applicable	French style wood cleat included. Top piece of cleat integrated in 1 1/2" thick back, bottom piece of cleat separate mounts to wall. From top of overhead to bottom of cleat 7" overall.
F Open/HD/Open hinged wood doors	4. Tasklight fascia position RL - Recess left side RR - Recess right side RB - Recess both sides RN - No recess, flush to ends (See pg. 12 for more information)	Knoll does not assume any responsibility for the installation, attachment or the securing of wall hung units to the wall. A certified building contractor should be consulted.
G Legal depth		Please refer to wall mounting information on page 168 .
60 Width		Cantilevered open end shelves rated for display purposes only.
V312 Finish, wood		Optional ambient mitered crown available, see pg. 148.
L Lock option, lock		
B Lock finish		
RL Tasklight fascia position recessed		

Note: fascia is permanent once assembled

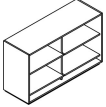
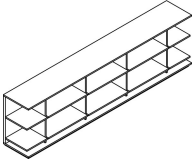
Open / HD / Open overhead (glass hinged doors) single tier, wall hung

The Graham Collection

description	depth	width	height	pattern no.	V1	V2	V3
Wall hung overhead, single tier, Open/HD (glass)/Open cantilevered open ends 	19"	60"	19"	GWHOSGG60 () ()	\$4,145.	\$4,605.	\$6,217.
	19"	66"	19"	GWHOSGG66 () ()	4,392.	4,879.	6,587.
	19"	72"	19"	GWHOSGG72 () ()	4,639.	5,154.	6,958.
	19"	78"	19"	GWHOSGG78 () ()	4,884.	5,427.	7,327.
	19"	84"	19"	GWHOSGG84 () ()	5,133.	5,703.	7,698.
	19"	90"	19"	GWHOSGG90 () ()	5,379.	5,976.	8,068.
	19"	96"	19"	GWHOSGG96 () ()	5,660.	6,289.	8,490.
	19"	102"	19"	GWHOSGG102 () ()	5,940.	6,600.	8,909.
	19"	108"	19"	GWHOSGG108 () ()	6,220.	6,911.	9,330.
	19"	114"	19"	GWHOSGG114 () ()	6,501.	7,222.	9,751.
	19"	120"	19"	GWHOSGG120 () ()	6,778.	7,533.	10,170.

Order Code	Specification Information	Application Notes
Example: GWHOSGG60	To order specify pattern number including:	Units ship fully assembled, one piece up to 120" wide.
G Graham Collection	1. Finish, wood V1,V2,V3	Size may be problematic for some installation sites and may require ordering two smaller units or more for total width required.
WHO Wall hung overhead	2. Finish, glass doors	Glass doors do not lock.
S Single tier	3. Tasklight fascia position RL - Recess left side RR - Recess right side RB - Recess both sides RN - No recess, flush to ends (See pg. 12 for more information)	Glass doors do not have pulls.
G Open/HD/Open hinged glass doors	Note: fascia is permanent once assembled	French style wood cleat included. Top piece of cleat integrated in 1 1/2" thick back, bottom piece of cleat separate mounts to wall. From top of overhead to bottom of cleat 7" overall.
G Legal depth		Knoll does not assume any responsibility for the installation, attachment or the securing of wall hung units to the wall. A certified building contractor should be consulted.
60 Width		Please refer to wall mounting information on page 168 .
V312 Finish, wood		Cantilevered open end shelves rated for display purposes only.
GL55 Finish, glass doors		Optional ambient mitered crown available, see pg. 148.
RL Tasklight fascia position recessed		

Open overhead double tier, wall hung

description	depth	width	height	pattern no.	V1	V2	V3
Wall hung overhead, double tier, open (closed ends) 	18"	30"	32.5"	GWHODAG30 () ()	\$3,182.	\$3,536.	\$4,772.
	18"	36"	32.5"	GWHODAG36 () ()	3,306.	3,674.	4,958.
	18"	42"	32.5"	GWHODAG42 () ()	3,430.	3,810.	5,143.
	18"	48"	32.5"	GWHODAG48 () ()	3,553.	3,947.	5,330.
	18"	54"	32.5"	GWHODAG54 () ()	3,676.	4,085.	5,516.
Wall hung overhead, double tier, open (cantilevered open ends) 	18"	60"	32.5"	GWHODAG60 () ()	4,083.	4,536.	6,122.
	18"	66"	32.5"	GWHODAG66 () ()	4,282.	4,758.	6,422.
	18"	72"	32.5"	GWHODAG72 () ()	4,480.	4,978.	6,721.
	18"	78"	32.5"	GWHODAG78 () ()	4,681.	5,201.	7,020.
	18"	84"	32.5"	GWHODAG84 () ()	4,879.	5,421.	7,321.
	18"	90"	32.5"	GWHODAG90 () ()	5,081.	5,645.	7,620.
	18"	96"	32.5"	GWHODAG96 () ()	5,318.	5,908.	7,975.
	18"	102"	32.5"	GWHODAG102 () ()	5,552.	6,171.	8,330.
	18"	108"	32.5"	GWHODAG108 () ()	5,789.	6,433.	8,685.
	18"	114"	32.5"	GWHODAG114 () ()	6,027.	6,696.	9,041.
	18"	120"	32.5"	GWHODAG120 () ()	6,264.	6,960.	9,396.

Wall hung Overhead, double tier

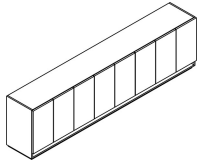
Order Code	Specification Information	Application Notes
Example: GWHODAG30 G Graham Collection WHO Wall hung overhead D Double tier A Open G Legal depth 30 Width V312 Finish, wood RL Tasklight fascia position recessed	To order specify pattern number including: 1. Finish, wood V1,V2,V3 2. Tasklight fascia position RL - Recess left side RR - Recess right side RB - Recess both sides RN - No recess, flush to ends (See pg. 12 for more information) Note: fascia is permanent once assembled	Units ship fully assembled, one piece up to 120" wide. Size may be problematic for some installation sites and may require ordering two smaller units or more for total width required. French style wood cleat included. Wood cleat is two pieces nominally 6 1/4"h over except in units with open cantilevered ends. Open cantilevered end units have 1 1/2" thick back with the top piece of the cleat integrated in back. Top of cleat mounts 3/4" down from top shelf of overhead. Knoll does not assume any responsibility for the installation, attachment or the securing of wall hung units to the wall. A certified building contractor should be consulted. Please refer to wall mounting information on page 163 . Cantilevered open end shelves rated for display purposes only. Optional ambient mitered crown available, see pg. 148.

Hinged door overhead, wood doors

double tier, wall hung

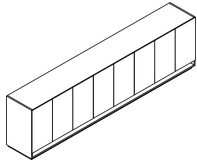
The Graham Collection

description	depth	width	height	pattern no.	V1	V2	V3
Wall hung overhead, double tier, wood hinged doors	19"	30"	32.5"	GWHODBG30 () () ()	\$3,237.	\$3,598.	\$4,857.
	19"	36"	32.5"	GWHODBG36 () () ()	3,623.	4,026.	5,436.
	19"	42"	32.5"	GWHODBG42 () () ()	4,009.	4,455.	6,014.
	19"	48"	32.5"	GWHODBG48 () () ()	4,394.	4,882.	6,591.
	19"	54"	32.5"	GWHODBG54 () () ()	4,779.	5,310.	7,170.
	19"	60"	32.5"	GWHODBG60 () () ()	5,165.	5,739.	7,748.
	19"	66"	32.5"	GWHODBG66 () () ()	5,550.	6,167.	8,325.
	19"	72"	32.5"	GWHODBG72 () () ()	5,936.	6,595.	8,904.
	19"	78"	32.5"	GWHODBG78 () () ()	6,321.	7,024.	9,482.
	19"	84"	32.5"	GWHODBG84 () () ()	6,707.	7,453.	10,061.
	19"	90"	32.5"	GWHODBG90 () () ()	6,973.	7,747.	10,458.
	19"	96"	32.5"	GWHODBG96 () () ()	7,239.	8,042.	10,856.
	19"	102"	32.5"	GWHODBG102 () () ()	7,503.	8,336.	11,251.
	19"	108"	32.5"	GWHODBG108 () () ()	7,765.	8,629.	11,649.
	19"	114"	32.5"	GWHODBG114 () () ()	8,032.	8,926.	12,047.
	19"	120"	32.5"	GWHODBG120 () () ()	8,296.	9,219.	12,445.



Order Code	Specification Information	Application Notes
Example: GWHODBG30	To order specify pattern number including:	Units ship fully assembled, one piece up to 120" wide.
G Graham Collection	1. Finish, wood V1, V2, V3	Size may be problematic for some installation sites and may require ordering two smaller units or more for total width required.
WHO Wall hung overhead	2. Lock L - Lock N - No lock	Hinged doors extend slightly below bottom shelf, above cubby for finger pull access.
D Double tier	3. Lock finish if applicable	French style wood cleat included.
B Hinged doors, wood	4. Tasklight fascia position RL - Recess left side RR - Recess right side RB - Recess both sides RN - No recess, flush to ends (See pg. 12 for more information)	Wood cleat is two pieces nominally 6 1/4" h overall. Top of cleat mounts 3/4" down from top shelf of overhead.
G Legal depth	Note: fascia is permanent once assembled	Knoll does not assume any responsibility for the installation, attachment or the securing of wall hung units to the wall. A certified building contractor should be consulted.
30 Width		Please refer to wall mounting information on page 168 .
V312 Finish, wood		Optional ambient mitered crown available, see pg. 148.
L Lock option, lock		
B Lock finish		
RL Tasklight fascia position recessed		

Hinged door overhead, glass doors double tier, wall hung

description	depth	width	height	pattern no.	V1	V2	V3
Wall hung overhead, double tier, glass hinged doors 	19"	30"	32.5"	GWHODCG30 () ()	\$3,886.	\$4,317.	\$5,829.
	19"	36"	32.5"	GWHODCG36 () ()	4,348.	4,831.	6,523.
	19"	42"	32.5"	GWHODCG42 () ()	4,809.	5,345.	7,216.
	19"	48"	32.5"	GWHODCG48 () ()	5,273.	5,859.	7,910.
	19"	54"	32.5"	GWHODCG54 () ()	5,735.	6,371.	8,602.
	19"	60"	32.5"	GWHODCG60 () ()	6,198.	6,886.	9,298.
	19"	66"	32.5"	GWHODCG66 () ()	6,660.	7,401.	9,992.
	19"	72"	32.5"	GWHODCG72 () ()	7,123.	7,914.	10,685.
	19"	78"	32.5"	GWHODCG78 () ()	7,585.	8,428.	11,379.
	19"	84"	32.5"	GWHODCG84 () ()	8,048.	8,942.	12,072.
	19"	90"	32.5"	GWHODCG90 () ()	8,366.	9,296.	12,549.
	19"	96"	32.5"	GWHODCG96 () ()	8,685.	9,650.	13,028.
	19"	102"	32.5"	GWHODCG102 () ()	9,003.	10,002.	13,504.
	19"	108"	32.5"	GWHODCG108 () ()	9,320.	10,356.	13,980.
	19"	114"	32.5"	GWHODCG114 () ()	9,640.	10,711.	14,460.
	19"	120"	32.5"	GWHODCG120 () ()	9,957.	11,062.	14,934.

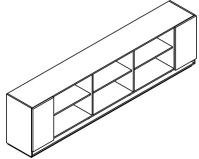
Wall hung Overhead,
double tier

Order Code	Specification Information	Application Notes
Example: GWHODCG30 G Graham Collection WHO Wall hung overhead D Double tier C Hinged doors, glass G Legal depth 30 Width V312 Finish, wood GL55 Finish, glass doors RL Tasklight fascia position recessed	To order specify pattern number including: 1. Finish, wood V1,V2,V3 2. Finish, glass doors 3. Tasklight fascia position RL - Recess left side RR - Recess right side RB - Recess both sides RN - No recess, flush to ends (See pg. 12 for more information)	Units ship fully assembled, one piece up to 120" wide. Size may be problematic for some installation sites and may require ordering two smaller units or more for total width required. Glass doors do not lock. Glass doors do not have pulls. French style wood cleat included. Wood cleat is two pieces nominally 6 1/4" h overall. Top of cleat mounts 3/4" down from top shelf of overhead.
	Note: fascia is permanent once assembled	Knoll does not assume any responsibility for the installation, attachment or the securing of wall hung units to the wall. A certified building contractor should be consulted. Please refer to wall mounting information on page 168 . Optional ambient mitered crown available, see pg. 148.

HD/ Open/ HD overhead (wood hinged doors) double tier, wall hung

The Graham Collection

description	depth	width	height	pattern no.	V1	V2	V3
Wall hung overhead, double tier, HD/Open/HD wood hinged doors	19"	60"	32.5"	GWHODDG60 () () ()	\$4,789.	\$5,321.	\$7,183.
	19"	66"	32.5"	GWHODDG66 () () ()	4,961.	5,512.	7,440.
	19"	72"	32.5"	GWHODDG72 () () ()	5,132.	5,702.	7,698.
	19"	78"	32.5"	GWHODDG78 () () ()	5,303.	5,893.	7,956.
	19"	84"	32.5"	GWHODDG84 () () ()	5,476.	6,083.	8,212.
	19"	90"	32.5"	GWHODDG90 () () ()	5,648.	6,274.	8,471.
	19"	96"	32.5"	GWHODDG96 () () ()	5,828.	6,476.	8,743.
	19"	102"	32.5"	GWHODDG102 () () ()	6,011.	6,678.	9,015.
	19"	108"	32.5"	GWHODDG108 () () ()	6,191.	6,879.	9,287.
	19"	114"	32.5"	GWHODDG114 () () ()	6,373.	7,083.	9,560.
	19"	120"	32.5"	GWHODDG120 () () ()	6,555.	7,283.	9,832.

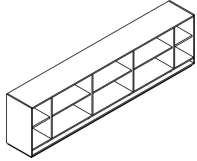


Order Code	Specification Information	Application Notes
Example: GWHODDG60	To order specify pattern number including:	Units ship fully assembled, one piece up to 120" wide.
G Graham Collection	1. Finish, wood V1,V2,V3	Size may be problematic for some installation sites and may require ordering two smaller units or more for total width required.
WHO Wall hung overhead	2. Lock L - Lock N - No lock	Hinged doors extend slightly beyond bottom shelf, above cubby for finger pull access.
D Double tier	3. Lock finish if applicable	French style wood cleat included.
D HD/Open/HD hinged wood doors	4. Tasklight fascia position RL - Recess left side RR - Recess right side RB - Recess both sides RN - No recess, flush to ends (See pg. 12 for more information)	Wood cleat is two pieces nominally 6 1/4" h overall. Top of cleat mounts 3/4" down from top shelf of overhead.
G Legal depth	Note: fascia is permanent once assembled	Knoll does not assume any responsibility for the installation, attachment or the securing of wall hung units to the wall. A certified building contractor should be consulted.
60 Width		Please refer to wall mounting information on page 168 .
V312 Finish, wood		Optional ambient mitered crown available, see pg. 148.
L Lock option, lock		
B Lock finish		
RL Tasklight fascia position recessed		

HD/ Open/ HD overhead (glass hinged doors) double tier, wall hung

The Graham Collection

description	depth	width	height	pattern no.	V1	V2	V3
Wall hung overhead, double tier, HD/Open/HD glass hinged doors	19"	60"	32.5"	GWHODEG60 () ()	\$5,747.	\$6,385.	\$8,620.
	19"	66"	32.5"	GWHODEG66 () ()	5,953.	6,614.	8,929.
	19"	72"	32.5"	GWHODEG72 () ()	6,158.	6,843.	9,237.
	19"	78"	32.5"	GWHODEG78 () ()	6,364.	7,070.	9,547.
	19"	84"	32.5"	GWHODEG84 () ()	6,571.	7,300.	9,855.
	19"	90"	32.5"	GWHODEG90 () ()	6,776.	7,531.	10,165.
	19"	96"	32.5"	GWHODEG96 () ()	6,994.	7,772.	10,492.
	19"	102"	32.5"	GWHODEG102 () ()	7,212.	8,013.	10,819.
	19"	108"	32.5"	GWHODEG108 () ()	7,429.	8,255.	11,143.
	19"	114"	32.5"	GWHODEG114 () ()	7,649.	8,498.	11,472.
	19"	120"	32.5"	GWHODEG120 () ()	7,866.	8,740.	11,798.



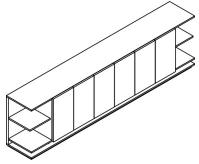
Wall hung Overhead,
double tier

Order Code	Specification Information	Application Notes
Example: GWHODEG60	To order specify pattern number including:	Units ship fully assembled, one piece up to 120" wide.
G Graham Collection	1. Finish, wood V1,V2,V3	Size may be problematic for some installation sites and may require ordering two smaller units or more for total width required.
WHO Wall hung overhead	2. Finish, glass doors	Glass doors do not lock.
D Double tier	3. Tasklight fascia position RL - Recess left side RR - Recess right side RB - Recess both sides RN - No recess, flush to ends (See pg. 12 for more information)	Glass doors do not have pulls.
E HD/Open/HD hinged glass doors		French style wood cleat included. Wood cleat is two pieces nominally 6 1/4" h overall. Top of cleat mounts 3/4" down from top shelf of overhead.
G Legal depth		Knoll does not assume any responsibility for the installation, attachment or the securing of wall hung units to the wall. A certified building contractor should be consulted.
60 Width		Please refer to wall mounting information on page 168 .
V312 Finish, wood		Optional ambient mitered crown available, see pg. 148.
GL55 Finish, glass doors		
RL Tasklight fascia position recessed	Note: fascia is permanent once assembled	

Open/ HD/ Open overhead (wood hinged doors) double tier, wall hung

The Graham Collection

description	depth	width	height	pattern no.	V1	V2	V3
Wall hung overhead, double tier, Open/HD (wood)/Open cantilevered open ends	19"	60"	32.5"	GWHODFG60 () () ()	\$4,430.	\$4,922.	\$6,646.
	19"	66"	32.5"	GWHODFG66 () () ()	4,706.	5,228.	7,058.
	19"	72"	32.5"	GWHODFG72 () () ()	4,980.	5,534.	7,471.
	19"	78"	32.5"	GWHODFG78 () () ()	5,256.	5,840.	7,883.
	19"	84"	32.5"	GWHODFG84 () () ()	5,531.	6,146.	8,297.
	19"	90"	32.5"	GWHODFG90 () () ()	5,807.	6,451.	8,709.
	19"	96"	32.5"	GWHODFG96 () () ()	6,107.	6,786.	9,160.
	19"	102"	32.5"	GWHODFG102 () () ()	6,406.	7,118.	9,610.
	19"	108"	32.5"	GWHODFG108 () () ()	6,707.	7,453.	10,059.
	19"	114"	32.5"	GWHODFG114 () () ()	7,007.	7,786.	10,509.
	19"	120"	32.5"	GWHODFG120 () () ()	7,307.	8,119.	10,960.



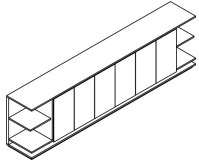
Order Code	Specification Information	Application Notes
Example: GWHODFG60	To order specify pattern number including:	Units ship fully assembled, one piece up to 120" wide.
G Graham Collection	1. Finish, wood V1,V2,V3	Size may be problematic for some installation sites and may require ordering two smaller units or more for total width required.
WHO Wall hung overhead	2. Lock L - Lock N - No lock	Hinged doors extend slightly beyond bottom shelf, above cubby for finger pull access.
D Double tier	3. Lock finish if applicable	French style wood cleat included.
F Open/HD/Open hinged wood doors	4. Tasklight fascia position RL - Recess left side RR - Recess right side RB - Recess both sides RN - No recess, flush to ends (See pg. 12 for more information)	Top piece of cleat integrated in 1 1/2" thick back, bottom piece of cleat separate mounts to wall. From top of overhead to bottom of cleat 7" overall.
G Legal depth		Knoll does not assume any responsibility for the installation, attachment or the securing of wall hung units to the wall. A certified building contractor should be consulted.
60 Width		Please refer to wall mounting information on page 168 .
V312 Finish, wood		Cantilevered open end shelves rated for display purposes only.
L Lock option, lock		Optional ambient mitered crown available, see pg. 148.
B Lock finish		
RL Tasklight fascia position recessed		

Note: fascia is permanent once assembled

Open/ HD/ Open overhead (glass hinged doors) double tier, wall hung

The Graham Collection

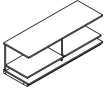
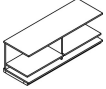
description	depth	width	height	pattern no.	V1	V2	V3
Wall hung overhead, double tier, Open/HD (glass)/Open cantilevered open ends	19"	60"	32.5"	GWHODGG60 () ()	\$5,316.	\$5,907.	\$7,973.
	19"	66"	32.5"	GWHODGG66 () ()	5,646.	6,272.	8,469.
	19"	72"	32.5"	GWHODGG72 () ()	5,976.	6,640.	8,965.
	19"	78"	32.5"	GWHODGG78 () ()	6,308.	7,008.	9,462.
	19"	84"	32.5"	GWHODGG84 () ()	6,636.	7,374.	9,956.
	19"	90"	32.5"	GWHODGG90 () ()	6,967.	7,743.	10,452.
	19"	96"	32.5"	GWHODGG96 () ()	7,328.	8,143.	10,992.
	19"	102"	32.5"	GWHODGG102 () ()	7,688.	8,542.	11,531.
	19"	108"	32.5"	GWHODGG108 () ()	8,048.	8,942.	12,072.
	19"	114"	32.5"	GWHODGG114 () ()	8,409.	9,343.	12,613.
	19"	120"	32.5"	GWHODGG120 () ()	8,769.	9,743.	13,151.



Wall hung Overhead, double tier

Order Code	Specification Information	Application Notes
Example: GWHODGG60	To order specify pattern number including:	Units ship fully assembled, one piece up to 120" wide.
G Graham Collection	1. Finish, wood V1,V2,V3	Size may be problematic for some installation sites and may require ordering two smaller units or more for total width required.
WHO Wall hung overhead	2. Finish, glass doors	Glass doors do not lock.
D Double tier	3. Tasklight fascia position RL - Recess left side RR - Recess right side RB - Recess both sides RN - No recess, flush to ends (See pg. 12 for more information)	Glass doors do not have pulls.
G Open/HD/Open hinged glass doors	Note: fascia is permanent once assembled	French style wood cleat included. Top piece of cleat integrated in 1 1/2" thick back, bottom piece of cleat separate mounts to wall. From top of overhead to bottom of cleat 7" overall.
G Legal depth		Knoll does not assume any responsibility for the installation, attachment or the securing of wall hung units to the wall. A certified building contractor should be consulted.
60 Width		Please refer to wall mounting information on page 168 .
V312 Finish, wood		Cantilevered open end shelves rated for display purposes only.
GL55 Finish, glass doors		Optional ambient mitered crown available, see pg. 148.
RL Tasklight fascia position recessed		

Open bridge overhead single tier

description	depth	width	height	pattern no.	V1	V2	V3
Overhead bridge, single tier, open use w/single width desk top towers 	18"	40"	19"	GOBSAG40 ()	\$2,435.	\$2,706.	\$3,652.
	18"	46"	19"	GOBSAG46 ()	2,576.	2,862.	3,865.
	18"	52"	19"	GOBSAG52 ()	2,718.	3,021.	4,077.
	18"	58"	19"	GOBSAG58 ()	2,860.	3,178.	4,290.
	18"	64"	19"	GOBSAG64 ()	3,002.	3,335.	4,504.
Overhead bridge, single tier, open use w/double wide desk top towers 	18"	30"	19"	GOBSAG30 ()	2,200.	2,444.	3,298.
	18"	36"	19"	GOBSAG36 ()	2,340.	2,600.	3,512.
	18"	42"	19"	GOBSAG42 ()	2,483.	2,757.	3,724.
	18"	48"	19"	GOBSAG48 ()	2,624.	2,915.	3,937.
	18"	54"	19"	GOBSAG54 ()	2,765.	3,072.	4,147.
	18"	60"	19"	GOBSAG60 ()	2,907.	3,230.	4,361.

Order Code	Specification Information	Application Notes
Example: GOBSAG40	To order specify pattern number including:	Overhead bridges to be mounted between desk top towers.
G Graham Collection	1. Finish, wood	Hardware to secure to desk top towers included.
OB Overhead bridge	V1,V2,V3	Tasklight fascia flush to both ends.
S Single tier		Note: fascia is permanent once assembled.
A Open		Use with 43" h desk top towers.
G Legal depth		
40 Width		
V312 Finish, wood		

Knoll does not assume any responsibility for the installation, attachment or the securing of wall hung units to the wall. A certified building contractor should be consulted.

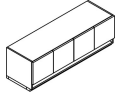
Please refer to wall mounting information on page 168.

Cantilevered open end shelves rated for display purposes only.

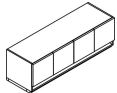
Optional ambient mitered crown available, see pg. 148.

Hinged door bridge overhead, wood doors single tier

description	depth	width	height	pattern no.	V1	V2	V3
Overhead bridge, single tier, wood hinged doors use w/single width desk top towers	19"	40"	19"	GOBSBG40 () ()	\$3,171.	\$3,523.	\$4,758.
	19"	46"	19"	GOBSBG46 () ()	3,412.	3,791.	5,118.
	19"	52"	19"	GOBSBG52 () ()	3,652.	4,058.	5,480.
	19"	58"	19"	GOBSBG58 () ()	3,893.	4,326.	5,840.
	19"	64"	19"	GOBSBG64 () ()	4,134.	4,592.	6,200.



Overhead bridge, single tier, wood hinged doors use w/double wide desk top towers	19"	30"	19"	GOBSBG30 () ()	2,772.	3,079.	4,156.
	19"	36"	19"	GOBSBG36 () ()	3,009.	3,344.	4,514.
	19"	42"	19"	GOBSBG42 () ()	3,252.	3,614.	4,877.
	19"	48"	19"	GOBSBG48 () ()	3,492.	3,881.	5,240.
	19"	54"	19"	GOBSBG54 () ()	3,732.	4,147.	5,599.
	19"	60"	19"	GOBSBG60 () ()	3,974.	4,416.	5,960.

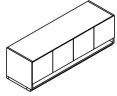


Order Code	Specification Information	Application Notes
Example: GOBSBG40	To order specify pattern number including:	Overhead bridges to be mounted between desk top towers.
G Graham Collection	1. Finish, wood V1,V2,V3	Hardware to secure to desk top towers included.
OB Overhead bridge	2. Lock L - Lock N - No lock	Tasklight fascia flush to both ends.
S Single tier	3. Lock finish if applicable.	Note: fascia is permanent once assembled.
B Hinged doors, wood		Use with 43" h desk top towers.
G Legal depth		Hinged wood doors extend slightly beyond bottom shelf, above cubby for finger pull access.
40 Width		Knoll does not assume any responsibility for the installation, attachment or the securing of wall hung units to the wall. A certified building contractor should be consulted.
V312 Finish, wood		Please refer to wall mounting information on page 168 .
L Lock option, lock		Optional ambient mitered crown available, see pg. 148.
B Lock finish		

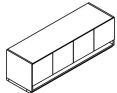
Hinged door bridge overhead, glass doors single tier

The Graham Collection

description	depth	width	height	pattern no.	V1	V2	V3
Overhead bridge, single tier, glass hinged doors use w/single width desk top towers	19"	40"	19"	GOBSCG40 ()()	\$3,806.	\$4,229.	\$5,708.
	19"	46"	19"	GOBSCG46 ()()	4,096.	4,550.	6,142.
	19"	52"	19"	GOBSCG52 ()()	4,383.	4,870.	6,575.
	19"	58"	19"	GOBSCG58 ()()	4,672.	5,192.	7,008.
	19"	64"	19"	GOBSCG64 ()()	4,961.	5,512.	7,439.



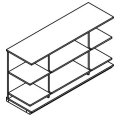
Overhead bridge, single tier, glass hinged doors use w/double wide desk top towers	19"	30"	19"	GOBSCG30 ()()	3,326.	3,695.	4,987.
	19"	36"	19"	GOBSCG36 ()()	3,613.	4,014.	5,418.
	19"	42"	19"	GOBSCG42 ()()	3,902.	4,336.	5,854.
	19"	48"	19"	GOBSCG48 ()()	4,191.	4,657.	6,286.
	19"	54"	19"	GOBSCG54 ()()	4,478.	4,976.	6,719.
	19"	60"	19"	GOBSCG60 ()()	4,768.	5,298.	7,151.



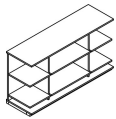
Order Code	Specification Information	Application Notes
Example: GOBSCG40	To order specify pattern number including:	Overhead bridges to be mounted between desk top towers.
G Graham Collection	1. Finish, wood V1,V2,V3	Hardware to secure to desk top towers included.
OB Overhead bridge	2. Finish, glass door	Tasklight fascia flush to both ends.
S Single tier		Note: fascia is permanent once assembled.
C Hinged doors, glass		Use with 43"h desk top towers.
G Legal depth		Glass doors ship separately, field installed.
40 Width		Glass doors do not lock. Glass doors do not have pulls.
V312 Finish, wood		Knoll does not assume any responsibility for the installation, attachment or the securing of wall hung units to the wall. A certified building contractor should be consulted.
GL55 Finish, glass door		Please refer to wall mounting information on page 168 .
		Optional ambient mitered crown available, see pg. 148.

Open bridge overhead double tier

description	depth	width	height	pattern no.	V1	V2	V3
Overhead bridge, double tier, open use w/single width desk top towers	18"	40"	32.5"	GOBDAG40 ()	\$3,127.	\$3,475.	\$4,690.
	18"	46"	32.5"	GOBDAG46 ()	3,351.	3,723.	5,026.
	18"	52"	32.5"	GOBDAG52 ()	3,574.	3,972.	5,363.
	18"	58"	32.5"	GOBDAG58 ()	3,800.	4,220.	5,698.
	18"	64"	32.5"	GOBDAG64 ()	4,023.	4,470.	6,033.



Overhead bridge, double tier, open use w/double wide desk top towers	18"	30"	32.5"	GOBDAG30 ()	2,752.	3,060.	4,130.
	18"	36"	32.5"	GOBDAG36 ()	2,978.	3,308.	4,467.
	18"	42"	32.5"	GOBDAG42 ()	3,201.	3,557.	4,800.
	18"	48"	32.5"	GOBDAG48 ()	3,426.	3,806.	5,138.
	18"	54"	32.5"	GOBDAG54 ()	3,649.	4,054.	5,474.
	18"	60"	32.5"	GOBDAG60 ()	3,873.	4,305.	5,811.



Order Code	
Example: GOBDAG40	
G	Graham Collection
OB	Overhead bridge
D	Double tier
A	Open
G	Legal depth
40	Width
V312	Finish, wood

Specification Information

To order specify pattern number including:

1. Finish, wood
V1,V2,V3

Application Notes

Overhead bridges to be mounted between desk top towers.

Hardware to secure to desk top towers included.

Tasklight fascia flush to both ends.

Note: fascia is permanent once assembled.

Use with 56" h desk top towers.

Knoll does not assume any responsibility for the installation, attachment or the securing of wall hung units to the wall. A certified building contractor should be consulted.

Please refer to wall mounting information on page 168 .

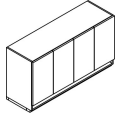
Cantilevered open end shelves rated for display purposes only.

Optional ambient mitered crown available, see pg. 148.

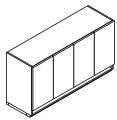
Hinged door bridge overhead, wood doors double tier

The Graham Collection

description	depth	width	height	pattern no.	V1	V2	V3
Overhead bridge, double tier, wood hinged doors use w/single width desk top towers	19"	40"	32.5"	GOBDBG40 () ()	\$3,769.	\$4,187.	\$5,652.
	19"	46"	32.5"	GOBDBG46 () ()	4,139.	4,600.	6,210.
	19"	52"	32.5"	GOBDBG52 () ()	4,512.	5,014.	6,769.
	19"	58"	32.5"	GOBDBG58 () ()	4,883.	5,426.	7,327.
	19"	64"	32.5"	GOBDBG64 () ()	5,257.	5,841.	7,884.



Overhead bridge, double tier, wood hinged doors use w/double wide desk top towers	19"	30"	32.5"	GOBDBG30 () ()	3,148.	3,498.	4,721.
	19"	36"	32.5"	GOBDBG36 () ()	3,521.	3,912.	5,281.
	19"	42"	32.5"	GOBDBG42 () ()	3,891.	4,323.	5,839.
	19"	48"	32.5"	GOBDBG48 () ()	4,265.	4,739.	6,397.
	19"	54"	32.5"	GOBDBG54 () ()	4,636.	5,151.	6,955.
	19"	60"	32.5"	GOBDBG60 () ()	5,009.	5,566.	7,513.



Order Code	Specification Information	Application Notes
Example: GOBDBG40		
G Graham Collection	Tor order specify pattern number including:	Overhead bridges to be mounted between desk top towers.
OB Overhead bridge	1. Finish, wood	Hardware to secure to desk top towers included.
D Double tier	V1, V2, V3	Tasklight fascia flush to both ends.
B Hinged doors, wood	2. Lock	Note: fascia is permanent once assembled.
G Legal depth	L - Lock	Use with 56" h desk top towers.
40 Width	N - No lock	Hinged doors extend slightly beyond bottom shelf, above cubby for finger pull access.
V312 Finish, wood	3. Lock finish if applicable.	
L Lock option, lock		
B Lock finish		

Knoll does not assume any responsibility for the installation, attachment or the securing of wall hung units to the wall. A certified building contractor should be consulted.

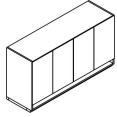
Please refer to wall mounting information on page 163 .

Optional ambient mitered crown available, see pg. 148.

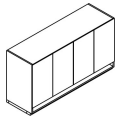
Hinged door bridge overhead, glass doors double tier

The Graham Collection

description	depth	width	height	pattern no.	V1	V2	V3
Overhead bridge, double tier, glass hinged doors use w/single width desk top towers	19"	40"	32.5"	GOBDCG40 () ()	\$4,523.	\$5,026.	\$6,784.
	19"	46"	32.5"	GOBDCG46 () ()	4,967.	5,520.	7,452.
	19"	52"	32.5"	GOBDCG52 () ()	5,415.	6,017.	8,124.
	19"	58"	32.5"	GOBDCG58 () ()	5,860.	6,511.	8,790.
	19"	64"	32.5"	GOBDCG64 () ()	6,309.	7,010.	9,463.



Overhead bridge, double tier, glass hinged doors use w/double wide desk top towers	19"	30"	32.5"	GOBDCG30 () ()	3,778.	4,198.	5,667.
	19"	36"	32.5"	GOBDCG36 () ()	4,225.	4,695.	6,338.
	19"	42"	32.5"	GOBDCG42 () ()	4,670.	5,190.	7,005.
	19"	48"	32.5"	GOBDCG48 () ()	5,118.	5,686.	7,677.
	19"	54"	32.5"	GOBDCG54 () ()	5,563.	6,181.	8,344.
	19"	60"	32.5"	GOBDCG60 () ()	6,012.	6,679.	9,016.



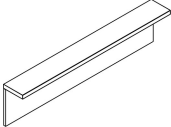
Order Code	Specification Information	Application Notes
Example: GOBDCG40		
G Graham Collection	Tor order specify pattern number including:	Overhead bridges to be mounted between desk top towers.
OB Overhead bridge	1. Finish, wood V1,V2,V3	Hardware to secure to desk top towers included.
D Double tier	2. Finish, glass door	Tasklight fascia flush to both ends.
C Hinged doors, glass		Note: fascia is permanent once assembled.
G Legal depth		Use with 56"h desk top towers.
40 Width		Glass doors shipped separately, field installed.
V312 Finish, wood		Glass doors do not lock. Glass doors do not have pulls.
GL55 Finish, glass door		

Knoll does not assume any responsibility for the installation, attachment or the securing of wall hung units to the wall. A certified building contractor should be consulted.

Please refer to wall mounting information on page 168 .

Optional ambient mitered crown available, see pg. 148.

Bridge Overhead, double tier

description	depth	width	height	pattern no.	V1	V2	V3
Wall hung shelf 	14"	90"	2 1/2"	GWHS90 () ()	\$1,695.	\$1,884.	\$2,544.
	14"	96"	2 1/2"	GWHS96 () ()	1,743.	1,936.	2,614.
	14"	102"	2 1/2"	GWHS102 () ()	1,791.	1,990.	2,684.
	14"	108"	2 1/2"	GWHS108 () ()	1,836.	2,041.	2,753.
	14"	114"	2 1/2"	GWHS114 () ()	1,883.	2,093.	2,826.
	14"	120"	2 1/2"	GWHS120 () ()	1,931.	2,146.	2,896.

Overall height of shelf and tackboard 25 13/16"

Order Code

Example: GWHS90	
G	Graham Collection
WH	Wall hung
S	Shelf
90	Width
V312	Finish, wood
W10301	Fabric

Specification Information

To order specify pattern number including:

1. Finish, wood
V1, V2, V3
2. Fabric

Application Notes

Includes tackboard, (fabric applied railroaded) and mounting brackets.

Tackboard should be mounted 1/2" above worksurface, flush to underside of shelf.

Shelf must be accompanied by tack board to cover wall mount L-brackets.

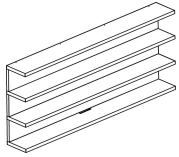
Shelf one piece up to 120" wide.

L-brackets included to mount shelf to wall.

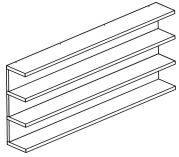
Knoll assumes no responsibility for method of attachment to wall, a certified building contractor should be consulted.

Please refer to wall mounting information on page 168 .

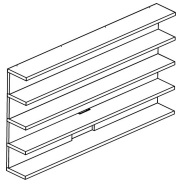
description	depth	width	height	pattern no.	V1	V2	V3
Wall Shelf, 4 tier with cable management		72"	1 3/4"	GWHS472WC() () ()	\$4,709.	\$5,231.	\$6,538.
		84"	1 3/4"	GWHS484WC() () ()	4,918.	5,464.	6,832.
		96"	1 3/4"	GWHS496WC() () ()	5,129.	5,700.	7,125.
		108"	1 3/4"	GWHS4108WC() () ()	5,338.	5,932.	7,415.
		<i>wood covers</i>					



Wall Shelf, 4 tier no cable management		72"	1 3/4"	GWHS472WN() () ()	4,679.	5,198.	6,497.
		84"	1 3/4"	GWHS484WN() () ()	4,886.	5,428.	6,786.
		96"	1 3/4"	GWHS496WN() () ()	5,096.	5,664.	7,080.
		108"	1 3/4"	GWHS4108WN() () ()	5,305.	5,895.	7,370.
		<i>wood covers</i>					

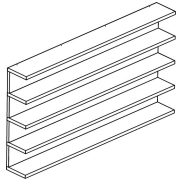


Wall Shelf, 5 tier with cable management		72"	1 3/4"	GWHS572WC() () ()	5,912.	6,567.	8,210.
		84"	1 3/4"	GWHS584WC() () ()	6,174.	6,858.	8,573.
		96"	1 3/4"	GWHS596WC() () ()	6,440.	7,157.	8,944.
		108"	1 3/4"	GWHS5108WC() () ()	6,711.	7,457.	9,320.
		<i>wood covers</i>					



Order Code	Specification Information	Application Notes
Example: GWHS90	To order specify pattern number including:	Wall Shelf 4 Tier Bottom shelf to align with top of worksurface height at 29 1/16". Cable management centered edge grommet on first shelf from bottom at worksurface height provides access to wall outlet.
G Graham Collection	1. Finish, wood V1, V2, V3	L-brackets included to mount shelf to wall.
WH Wall hung	Wall shelf and wood cover must be same finish.	Knoll assumes no responsibility for method of attachment to wall, a certified building contractor should be consulted.
S Shelf		Please refer to wall mounting information on page 168.
5 5 tier		
72 Width		
W Wood covers		
C Cable		
() Wall shelf finish		
() Wood cover finish		
() Edge grommet finish		
		Wall Shelf 5 Tier Second shelf from the bottom to align with top of worksurface height at 29 1/16". Cable management centered edge grommet on second shelf from bottom. Wall cover between bottom shelf and second shelf is two pieces and opened in center to allow access to wall outlet.

description	depth	width	height	pattern no.	V1	V2	V3
Wall Shelf, 5 tier no cable management		72"	1 3/4"	GWHS572WN () ()	\$5,659.	\$6,288.	\$7,861.
		84"	1 3/4"	GWHS584WN () ()	5,925.	6,583.	8,229.
		96"	1 3/4"	GWHS596WN () ()	6,194.	6,883.	8,604.
		108"	1 3/4"	GWHS5108WN () ()	6,461.	7,178.	8,974.



wood covers

Order Code	Specification Information	Application Notes
Example: GWHS90	To order specify pattern number including:	Wall Shelf 4 Tier Bottom shelf to align with top of worksurface height at 29 1/16". Cable management centered edge grommet on first shelf from bottom at worksurface height provides access to wall outlet.
G Graham Collection	1. Finish, wood	Wall Shelf 5 Tier Second shelf from the bottom to align with top of worksurface height at 29 1/16". Cable management centered edge grommet on second shelf from bottom. Wall cover between bottom shelf and second shelf is two pieces and opened in center to allow access to wall outlet.
WH Wall hung	V1, V2, V3	L-brackets included to mount shelf to wall.
S Shelf	Wall shelf and wood cover must be same finish.	Knoll assumes no responsibility for method of attachment to wall, a certified building contractor should be consulted.
5 5 tier		Please refer to wall mounting information on page 168.
72 Width		
W Wood covers		
C Cable		
() Wall shelf finish		
() Wood cover finish		
() Edge grommet finish		

Fabric Wall Covers for Wall Shelf

The Graham Collection

Overhead related
components

description	thickness	width	height	pattern no.	list
Fabric Wall Cover 1 piece wall cover	1.5"	72"	12 1/2"	GWHSTB172()	\$517.
	1.5"	84"	12 1/2"	GWHSTB184()	569.
	1.5"	96"	12 1/2"	GWHSTB196()	621.
	1.5"	108"	12 1/2"	GWHSTB1108()	674.
Fabric Wall Cover 2 piece wall cover	1.5"	72"	12 1/2"	GWHSTB272()	559.
	1.5"	84"	12 1/2"	GWHSTB284()	611.
	1.5"	96"	12 1/2"	GWHSTB296()	663.
	1.5"	108"	12 1/2"	GWHSTB2108()	715.

Order Code

Example: GWHSTB172
G Graham Collection
WH Wall hung
S Shelf
TB Tack Board
2 2 piece
72 Width
() Fabric

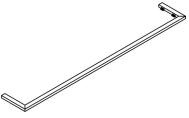
Specification Information

To order specify pattern number including:
1. Fabric


Applicable fabric options are listed on page 6.

Application Notes

Tackboards are 1 1/2" thick by 12 1/2" high.

description	depth	width	height	pattern no.	V1	V2	V3
Ambient crown, for 18 and 19" deep storage	18"	19"	1.5"	GACC191 () ()	\$380.	\$424.	\$572.
	18"	30"	1.5"	GACC301 () ()	388.	431.	581.
	18"	36"	1.5"	GACC361 () ()	391.	433.	584.
Ambient crown, for 24" deep storage	24"	19"	1.5"	GACC192 () ()	387.	429.	580.
	24"	30"	1.5"	GACC302 () ()	392.	435.	588.
	24"	36"	1.5"	GACC362 () ()	397.	441.	595.
Ambient crown, for overhead and/or desk top towers 	18"	16"	1.5"	GACO161 () ()	385.	428.	578.
	18"	19"	1.5"	GACO191 () ()	385.	428.	578.
	18"	30"	1.5"	GACO301 () ()	392.	434.	586.
	18"	36"	1.5"	GACO361 () ()	393.	436.	589.
	18"	42"	1.5"	GACO421 () ()	394.	437.	590.
	18"	48"	1.5"	GACO481 () ()	396.	439.	593.
	18"	54"	1.5"	GACO541 () ()	398.	442.	597.
	18"	60"	1.5"	GACO601 () ()	400.	444.	598.
	18"	66"	1.5"	GACO661 () ()	401.	446.	602.
	18"	72"	1.5"	GACO721 () ()	402.	447.	603.
	18"	78"	1.5"	GACO781 () ()	404.	449.	607.
	18"	84"	1.5"	GACO841 () ()	407.	452.	610.
	18"	90"	1.5"	GACO901 () ()	409.	454.	613.
	18"	96"	1.5"	GACO961 () ()	410.	456.	617.
	18"	102"	1.5"	GACO1021 () ()	411.	458.	618.
	18"	108"	1.5"	GACO1081 () ()	414.	460.	621.
18"	114"	1.5"	GACO1141 () ()	416.	462.	624.	
18"	120"	1.5"	GACO1201 () ()	418.	464.	627.	

Order Code	Specification Information	Application Notes
Example: GACC301	To order specify pattern number including:	Overall width up to 120" shipped one piece.
G Graham Collection	1. Finish, wood	Ambient crown creates cavity for ambient tasklight.
AC Ambient crown	V1,V2,V3	
C Cabinet	2. Ambient crown position	Optional ambient fascia crowns cabinets and overheads creating architectural detail.
30 Width	RL - Recess left side	Optional to crown multiple units with one piece or individually.
1 18" depth	RR - Recess right side	
V312 Finish, wood	RB - Recess both sides	
RL Fascia position	RN - No recess, flush to ends	

description	type	depth	width	height	pattern no.	Standard	Advanced
Tasklight, T5 electronic ballast 	for 24"+ overhead	4"	19"	1.5"	GTLT5E19 ()	\$288.	n/a
	for 30"+ overhead	4"	25"	1.5"	GTLT5E25 ()	294.	424.
	for 42"+ overhead	4"	37"	1.5"	GTLT5E37 ()	300.	446.
	for 49"+ overhead	4"	49"	1.5"	GTLT5E49 ()	305.	463.
	for 72"+ overhead	4"	61"	1.5"	GTLT5E61 ()	323.	482.
	for 84"+ overhead	4"	73"	1.5"	GTLT5E73 ()	352.	501.
	for 96"+ overhead	4"	85"	1.5"	GTLT5E85 ()	439.	517.

note: Tasklights should be mounted in recess of fascia bottom of overhead storage. Overhead storage unit must be minimum 5" wider than tasklight specified. Tasklight should be installed and cord dropped through edge grommet prior to tackboard installation.


Ambient light, T5 Housing	actual 23 1/8"	6"	23"	1.5"	GALT5E23 ()		621.
	actual 34 15/16"	6"	35"	1.5"	GALT5E35 ()		718.
	actual 46 3/4"	6"	46"	1.5"	GALT5E46 ()		815.

*note: Ambient lights mounted in cavity above cabinets and overheads created by mitered crowns ordered separately. Junction box should be mounted in wall above overhead case.(Not included)
Ambient Light has no on/off switch; default is always on and the fixture is controlled by the building light switch*

Ambient light, T5 Kit	actual 23 1/8"	6"	23"	1.5"	GALT5EK23 ()		764.
	actual 34 15/16"	6"	35"	1.5"	GALT5EK35 ()		844.
	actual 46 3/4"	6"	46"	1.5"	GALT5EK46 ()		969.

*note: Ambient lights mounted in cavity above cabinets and overheads created by mitered crowns ordered separately. Junction box should be mounted in wall above overhead case.(Not included)
Include bulb and cord.
Ambient Light has no on/off switch; default is always on and the fixture is controlled by the building light switch*

Order Code	Specification Information	Application Notes
Example: GTLT5E19	To order specify pattern number including:	T5 tasklights are TCLP compliant and meet requirements of California Title 24.
G Graham Collection	1. Width	
TL Task light	2. S - Standard A - Advanced *	* Advanced tasklights are fitted with ballast and lamp compliant with LEED requirements.
T5 T5 lamp		T5 tasklight include T5 cool white (4100K) fluorescent lamp; 28 watt electronic ballast, 9' grounded cordset, prismatic lens, rocker switch, one cord exit management clip and mounting hardware.
E Electronic ballast		T5 tasklight cordset is center exit, slightly off center on smaller units but still not handed.
19 Width		
S Standard	For City of Chicago installations, specify suffix CH and add \$50 list. Example: GTLT5E19SCH	T5 task light with "K" includes the bulb and cord.

description	type	depth	width	height	pattern no.	List
 Overhead Insert Divider	78"w	14"	25.25"	12.5"	GOID25 ()	\$1,662.
	84"w	14"	27.25"	12.5"	GOID27 ()	1,662.
	114"w	14"	27.75"	12.5"	GOID28 ()	1,662.
	60/90/120"w	14"	29.25"	12.5"	GOID29 ()	1,662.
	96"w	14"	31.25"	12.5"	GOID31 ()	1,662.
	66"w	14"	32.25"	12.5"	GOID32 ()	1,662.
	102"w	14"	33.25"	12.5"	GOID33 ()	1,662.
	72/ 108"w	14"	35.25"	12.5"	GOID35 ()	1,662.

Type indicates which size overhead an insert divider will fit. Each pattern number represents quantity of one.

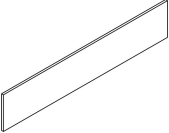
Cubby tray, overhead, legal depth		17"	11 3/4"	1 3/4"	GOCTGD ()	640.
-----------------------------------	--	-----	---------	--------	-------------------	------



Cubby tray, overhead, legal width			11 3/4"	17"	1 3/4"	GOCTGW ()	640.
-----------------------------------	--	--	---------	-----	--------	-------------------	------

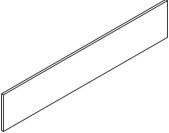


Order Code	Specification Information	Application Notes
Example: GOID25	To order specify pattern number including: 1. Finish, paint 305 - Dark Taupe 310 - Pewter Grey 315 - Warm White 320 - Vermilion 325 - Near Black	Overhead insert dividers for use in single and double tier open overhead shelves. Cubby tray paper-management accessory for overhead cubby shelf sections, each pattern number represents quantity of one.
G Graham Collection		
O Overhead		
ID Insert divider		
25 Width		
305 Finish		

description	thickness	width	height	pattern no.	list
Wall hung tackboard use w/WH overheads fabric applied railroaded 	1.5"	30"	23"	GWHTB30 ()()	\$305.
	1.5"	36"	23"	GWHTB36 ()()	352.
	1.5"	42"	23"	GWHTB42 ()()	398.
	1.5"	48"	23"	GWHTB48 ()()	444.
	1.5"	54"	23"	GWHTB54 ()()	490.
	1.5"	60"	23"	GWHTB60 ()()	537.
	1.5"	66"	23"	GWHTB66 ()()	582.
	1.5"	72"	23"	GWHTB72 ()()	628.
	1.5"	78"	23"	GWHTB78 ()()	673.
	1.5"	84"	23"	GWHTB84 ()()	710.
	1.5"	90"	23"	GWHTB90 ()()	747.
	1.5"	96"	23"	GWHTB96 ()()	783.
	1.5"	102"	23"	GWHTB102 ()()	821.
	1.5"	108"	23"	GWHTB108 ()()	857.
	1.5"	114"	23"	GWHTB114 ()()	895.
1.5"	120"	23"	GWHTB120 ()()	932.	
Wall hung tackboard use with overhead bridges between desk top towers	1.5"	30"	23"	GWHTBB30 ()	305.
	1.5"	36"	23"	GWHTBB36 ()	352.
	1.5"	40"	23"	GWHTBB40 ()	398.
	1.5"	42"	23"	GWHTBB42 ()	398.
	1.5"	46"	23"	GWHTBB46 ()	444.
	1.5"	48"	23"	GWHTBB48 ()	444.
	1.5"	52"	23"	GWHTBB52 ()	490.
	1.5"	54"	23"	GWHTBB54 ()	490.
	1.5"	58"	23"	GWHTBB58 ()	537.
	1.5"	60"	23"	GWHTBB60 ()	537.
	1.5"	64"	23"	GWHTBB64 ()	582.

Order Code	Specification Information	Application Notes
Example: GWHTB30	To order specify pattern number including: 1. Fabric 2. Relationship to tasklight fascia RL - Recess left side RR - Recess right side RB - Recess both sides RN - Flush to ends	Tackboards are 1 1/2" thick with wire channel for tasklight cord routed in back in three locations - centered, left and right position. Tackboards should be mounted 1/2" below overhead and 1/2" above worksurface; to appear to "float" in space. Task light should be installed and plug routed through edge grommet (if used) prior to installation of tackboard.
G Graham Collection		
WH Wall hung		
TB Tackboard		
30 Width		
W10301 Fabric		
RB Fascia position		

Tackboard (for use with Edge Grommet)

description	thickness	width	height	pattern no.	list
Wall hung tackboard use w/ new Edge grommet (GW) fabric applied railroaded 	1.5"	30"	23"	GWHTBGW30 ()()	\$305.
	1.5"	36"	23"	GWHTBGW36 ()()	352.
	1.5"	42"	23"	GWHTBGW42 ()()	398.
	1.5"	48"	23"	GWHTBGW48 ()()	444.
	1.5"	54"	23"	GWHTBGW54 ()()	490.
	1.5"	60"	23"	GWHTBGW60 ()()	537.
	1.5"	66"	23"	GWHTBGW66 ()()	582.
	1.5"	72"	23"	GWHTBGW72 ()()	628.
	1.5"	78"	23"	GWHTBGW78 ()()	673.
	1.5"	84"	23"	GWHTBGW84 ()()	710.
	1.5"	90"	23"	GWHTBGW90 ()()	747.
	1.5"	96"	23"	GWHTBGW96 ()()	783.
	1.5"	102"	23"	GWHTBGW102 ()()	821.
	1.5"	108"	23"	GWHTBGW108 ()()	857.
	1.5"	114"	23"	GWHTBGW114 ()()	895.
1.5"	120"	23"	GWHTBGW120 ()()	932.	
Wall hung tackboard use new Edge grommet (GW) with overhead bridges between desk top towers	1.5"	30"	23"	GWHTBBGW30 ()	305.
	1.5"	36"	23"	GWHTBBGW36 ()	352.
	1.5"	40"	23"	GWHTBBGW40 ()	398.
	1.5"	42"	23"	GWHTBBGW42 ()	398.
	1.5"	46"	23"	GWHTBBGW46 ()	444.
	1.5"	48"	23"	GWHTBBGW48 ()	444.
	1.5"	52"	23"	GWHTBBGW52 ()	490.
	1.5"	54"	23"	GWHTBBGW54 ()	490.
	1.5"	58"	23"	GWHTBBGW58 ()	537.
	1.5"	60"	23"	GWHTBBGW60 ()	537.
	1.5"	64"	23"	GWHTBBGW64 ()	582.

Order Code	Specification Information	Application Notes
Example: GWHTBGW30	To order specify pattern number including:	Tackboards are 1 1/2" thick with wire channel for tasklight cord routed in back in three locations - centered, left and right position.
G Graham Collection		
WH Wall hung	1. Fabric	Tackboards should be mounted 1/2" below overhead and 1/2" above worksurface; to appear to "float" in space.
TB Tackboard	2. Relationship to tasklight fascia	
GW Edge grommet	RL - Recess left side	
30 Width	RR - Recess right side	
W10301 Fabric	RB - Recess both sides	
RB Fascia position	RN - Flush to ends	Task light should be installed and plug routed through edge grommet (if used) prior to installation of tackboard.

description	depth	width	height	pattern no.	V1	V2	V3
Overhead tall shoulder, single tier	17"	2.5"	72"	GTS72L ()	\$834.	\$927.	\$1,252.
	17"	2.5"	72"	GTS72R ()	834.	927.	1,252.



right hand shown

Overhead tall shoulder, double tier	17"	2.5"	85"	GTS85L ()	876.	975.	1,315.
	17"	2.5"	85"	GTS85R ()	876.	975.	1,315.








right hand shown

Order Code	Specification Information	Application Notes
Example: GTS72L	To order specify pattern number including:	Tall shoulder adds architectural detail to workwall and secures to wall hung overhead.
G Graham Collection	Left for left side of workwall or right for right side of workwall.	Tall shoulder is not load bearing.
TS Tall shoulder	1. Finish, wood	Tasklight fascia and (if specified) crown, should be recess condition at end when tall shoulder used.
72 Height	V1,V2,V3	
L Left hand		
V312 Finish, wood		

Build-to-spec storage components

pedestals and laterals

The Graham Collection

description	depth	width	height	pattern no.	V1	V2	V3
 Box/Box/File pedestal	24"	16"	27.25"	GJT24 () () () () ()	\$1,961.	\$2,177.	\$2,939.
	24"	19"	27.25"	GJG24 () () () () ()	1,961.	2,177.	2,939.
	30"	16"	27.25"	GJT30 () () () () ()	2,058.	2,287.	3,088.
	30"	19"	27.25"	GJG30 () () () () ()	2,058.	2,287.	3,088.
				<i>P1 pulls - add \$267 list</i>			
				<i>P3 pulls - add \$162 list</i>			
				<i>P4 pulls - add \$218 list</i>			
 Wide Box/Box/File pedestal	24"	30"	27.25"	GJ324 () () () () ()	2,340.	2,600.	3,512.
	24"	36"	27.25"	GJ424 () () () () ()	2,340.	2,600.	3,512.
				<i>P1 pulls - add \$267 list</i>			
				<i>P3 pulls - add \$162 list</i>			
				<i>P4 pulls - add \$434 list</i>			
 File/File pedestal	24"	16"	27.25"	GKT24 () () () () ()	1,713.	1,902.	2,567.
	24"	19"	27.25"	GKG24 () () () () ()	1,713.	1,902.	2,567.
	30"	16"	27.25"	GKT30 () () () () ()	1,804.	2,005.	2,708.
	30"	19"	27.25"	GKG30 () () () () ()	1,804.	2,005.	2,708.
				<i>P1 pulls - add \$179 list</i>			
				<i>P3 pulls - add \$109 list</i>			
				<i>P4 pulls - add \$145 list</i>			
 Lateral	24"	30"	27.25"	GK324 () () () () ()	2,041.	2,266.	3,060.
	24"	36"	27.25"	GK424 () () () () ()	2,041.	2,266.	3,060.
				<i>P1 pulls - add \$179 list</i>			
				<i>P3 pulls - add \$109 list</i>			
				<i>P4 pulls - add \$290 list</i>			
 "box trays" above file drawer	24"	16"	27.25"	GBKT24 () () () () ()	3,661.	4,069.	5,492.
	24"	19"	27.25"	GBKG24 () () () () ()	3,661.	4,069.	5,492.
	30"	16"	27.25"	GBKT30 () () () () ()	3,711.	4,124.	5,567.
	30"	19"	27.25"	GBKG30 () () () () ()	3,711.	4,124.	5,567.
				<i>P1 pulls - add \$88 list</i>			
				<i>P3 pulls - add \$57 list</i>			
				<i>P4 pulls - add \$74 list</i>			

Order Code	Specification Information	Application Notes
Example: GJT24	To order specify pattern number including:	5. Lock
G Graham Collection	1. Finish, wood V1,V2,V3	L - Lock
J BBF storage	2. Pull	N - No lock
(T/G) Letter/legal width pedestal	P1 - Integral	6. Lock finish if applicable
24 Depth	P2 - Metal tab pull	7. Finish, box trays applicable GBK units paint options:
V312 Finish, wood	P3 - Leather tab pull	305 - Dark Taupe
P1 Pull, Integral	P4 - Flip pull	310 - Pewter Grey
W Wood drawer interiors	P5 - Box pull	315 - Warm White
L Lock option, lock	3. Pull finish if applicable	320 - Vermilion
B Lock finish	4. Drawer interior W - Default for wood drawer interiors	325 - Near Black
		Finished backs ordered separately.
		Storage components on this page may be specified for additional storage for credenzas with open knee space and are 24"d credenzas with no modesty or are 25"d credenzas with finished modesty both sides.

Build-to-spec storage components *pedestals and laterals*

description	depth	width	height	pattern no.	V1	V2	V3
finished backs for build-to-spec storage components		16"	26.25"	GFBST ()	\$434.	\$482.	\$652.
		19"	26.25"	GFBSG ()	434.	482.	652.
		30"	26.25"	GFBS3 ()	478.	530.	715.
		36"	26.25"	GFBS4 ()	489.	544.	736.






Increases overall unit depth 1" nominal

Order Code	Specification Information	Application Notes
Example: GJT24	To order specify pattern number including:	Finished backs ordered separately.
G Graham Collection	1. Finish, wood V1,V2,V3	5. Lock L - Lock N - No lock
J BBF storage	2. Pull P1 - Integral P2 - Metal tab pull P3 - Leather tab pull P4 - Flip pull P5 - Box pull	6. Lock finish if applicable
(T/G) Letter/legal width pedestal	3. Pull finish if applicable	7. Finish, box trays applicable GBK units paint options: 305 - Dark Taupe 310 - Pewter Grey 315 - Warm White 320 - Vermilion 325 - Near Black
24 Depth	4. Drawer interior W - Default for wood drawer interiors	Storage components on this page may be specified for additional storage for credenzas with open knee space and are 24"d credenzas with no modesty or are 25"d credenzas with finished modesty both sides.
V312 Finish, wood		
P1 Pull, Integral		
W Wood drawer interiors		
L Lock option, lock		
B Lock finish		

Build-to-spec storage components with hinged doors

The Graham Collection


description	depth	width	height	pattern no.	V1	V2	V3
 Single wide hinged door unit	24"	16"	27.25"	GHT(L/R)24 () () () ()	\$1,816.	\$2,018.	\$2,724.
	24"	19"	27.25"	GHG(L/R)24 () () () ()	1,816.	2,018.	2,724.
	30"	16"	27.25"	GHT(L/R)30 () () () ()	1,913.	2,126.	2,871.
	30"	19"	27.25"	GHG(L/R)30 () () () ()	1,913.	2,126.	2,871.
				<i>P3 pulls - add \$57 list</i>			
				<i>P4 pulls - add \$74 list</i>			
 Double wide hinged door unit	24"	30"	27.25"	GH324 () () () ()	2,289.	2,541.	3,432.
	24"	36"	27.25"	GH424 () () () ()	2,289.	2,541.	3,432.
				<i>P3 pulls - add \$109 list</i>			
				<i>P4 pulls - add \$145 list</i>			
 Box drawer above hinged door	24"	16"	27.25"	GPHT(L/R)24 () () () ()	1,992.	2,213.	2,989.
	24"	19"	27.25"	GPHG(L/R)24 () () () ()	1,992.	2,213.	2,989.
	30"	16"	27.25"	GPHT(L/R)30 () () () ()	2,085.	2,317.	3,129.
	30"	19"	27.25"	GPHG(L/R)30 () () () ()	2,085.	2,317.	3,129.
				<i>P1 pulls - add \$88 list</i>			
				<i>P3 pulls - add \$109 list</i>			
				<i>P4 pulls - add \$145 list</i>			


Order Code	Specification Information	Application Notes
Example: GHTL24	To order specify pattern number including:	3. Pull finish if applicable
G Graham Collection	Single hinged door units are handed left or right and part of the pattern number.	4. Lock L - Lock N - No lock
H Hinged door storage	Options:	5. Lock finish if applicable
(T/G) Letter/legal width pedestal	1. Finish, wood V1,V2,V3	P1-Integral pull defaults to touch latch on hinged doors.
(L/R) Left/ right hinge	2. Pull where applicable P1 - Integral P2 - Metal tab pull P3 - Leather tab pull P4 - Flip pull P5 - Box pull	Inside back finished, outside back unfinished.
24 Depth		Finished outside back ordered separately. See page 154.
V312 Finish, wood		Storage components on this page may be specified for additional storage for credenzas with open knee space and are 24"d with no modesty or are 25"d credenzas with finished modesty both sides.
P1 Pull, Integral		
L Lock option, lock		
B Lock finish		


Build-to-spec storage components with open shelves

The Graham Collection

Build-to-spec components

description	depth	width	height	pattern no.	V1	V2	V3	list
Single wide open shelf not full depth, false back 	24"	16"	27.25"	GLS924 ()	\$1,418.	\$1,574.	\$2,126.	
	24"	16"	27.25"	GLST24 ()	1,443.	1,604.	2,165.	
	24"	19"	27.25"	GLSG24 ()	1,443.	1,604.	2,165.	
	30"	16"	27.25"	GLS930 ()	1,492.	1,657.	2,239.	
	30"	16"	27.25"	GLST30 ()	1,518.	1,687.	2,278.	
	30"	19"	27.25"	GLSG30 ()	1,518.	1,687.	2,278.	

Double wide open shelf not full depth, false back 	24"	30"	27.25"	GLS324 ()	2,038.	2,264.	3,058.	
	24"	36"	27.25"	GLS424 ()	2,038.	2,264.	3,058.	

Single wide open shelf above file drawer shelf not full depth, false back 	24"	16"	27.25"	GSKT24 () () () ()	1,720.	1,911.	2,578.	
	24"	19"	27.25"	GSKG24 () () () ()	1,720.	1,911.	2,578.	
	30"	16"	27.25"	GSKT30 () () () ()	1,813.	2,014.	2,717.	
	30"	19"	27.25"	GSKG30 () () () ()	1,813.	2,014.	2,717.	

P1 pulls - add \$88 list

P3 pulls - add \$57 list

P4 pulls - add \$74 list

Order Code	Specification Information	Application Notes
Example: GLS924	To order specify pattern number including:	3. Pull finish if applicable
G Graham Collection	1. Finish, wood V1,V2,V3	4. Drawer interior if applicable W - Default for wood drawer interiors
LS Lower shelf tower	2. Pull where applicable P1 - Integral P2 - Metal tab pull P3 - Leather tab pull P4 - Flip pull P5 - Box pull	5. Lock L - Lock N - No lock
9 Width		6. Lock finish if applicable
24 Depth		
V312 Finish, wood		

RE: GLS & GSK units width of units embedded in pattern number, 4th digit:
9 - 9"
T - Letter width
G - Legal width
3 - 30"w
4 - 36"w

Insert divider GLSI3 for one opening of 30"w lower storage units with open shelf and GLSI4 for one opening of 36"w units.

Storage components on this page may be specified for additional storage for credenzas with open knee space and are 24"d credenzas with no modesty or are 25"d credenzas with finished modesty both sides.

Build-to-spec storage components with open shelves

description	depth	width	height	pattern no.	V1	V2	V3	list
Double wide open shelf above file drawer	24"	30"	27.25"	GSK324 () () () () ()	\$2,278.	\$2,531.	\$3,415.	
shelf not full depth, false back	24"	36"	27.25"	GSK424 () () () () ()	2,278.	2,531.	3,415.	



P1 pulls - add \$88 list
P3 pulls - add \$57 list
P4 pulls - add \$74 list

Personal effects corner, open (below worksurface)	24"	16"	27.25"	GPECT(L/R)24 ()	2,204.	2,449.	3,306.	
	24"	19"	27.25"	GPECG(L/R)24 ()	2,204.	2,449.	3,306.	
	30"	16"	27.25"	GPECT(L/R)30 ()	2,315.	2,573.	3,473.	
	30"	19"	27.25"	GPECG(L/R)30 ()	2,315.	2,573.	3,473.	



open shelf lower storage insert divider	15.5"	14"	12"	GLSIT ()				1,380.
	15.5"	17"	12"	GLSIG ()				1,380.
	15.5"	13.5"	12"	GLSI3 ()				1,380.
	15.5"	16.5"	12"	GLSI4 ()				1,380.







specify paint option only:
 305 - Dark Taupe, 310 - Pewter Grey, 315 - Warm White, 320 - Vermilion, 325 - Near Black

Order Code	Specification Information	Application Notes
Example: GLS924	To order specify pattern number including:	RE: GLS & GSK units width of units embedded in pattern number, 4th digit:
G Graham Collection	1. Finish, wood V1,V2,V3	9 - 9" T - Letter width
LS Lower shelf tower	2. Pull where applicable P1 - Integral P2 - Metal tab pull P3 - Leather tab pull P4 - Flip pull P5 - Box pull	G - Legal width 3 - 30"w 4 - 36"w
9 Width		Insert divider GLSI3 for one opening of 30"w lower storage units with open shelf and GLSI4 for one opening of 36"w units.
24 Depth		Storage components on this page may be specified for additional storage for credenzas with open knee space and are 24"d credenzas with no modesty or are 25"d credenzas with finished modesty both sides.
V312 Finish, wood		
	3. Pull finish if applicable	
	4. Drawer interior if applicable W - Default for wood drawer interiors	
	5. Lock L - Lock N - No lock	
	6. Lock finish if applicable	

Build-to-spec storage components

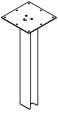
end panels

The Graham Collection

description	depth	width	height	pattern no.	V1	V2	V3
Thick end panel use w/full depth worksurface, finished modesty	24"	2.5"	27.25"	GTEP(L/R)24 ()	\$705.	\$783.	\$1,059.
	Use with 25"d worksurface and flush modesty finished both sides						
Thick end panel use w/full depth worksurface, no modesty	25"	2.5"	27.25"	GTEP25 ()	705.	783.	1,059.
	Use with 25"d worksurface and no modesty						
L Bases	24"	13"	27.25"	GLB(L/R)24 ()	701.	779.	1,054.
	Use with 24"d worksurface and no modesty						
<i>left hand shown</i>							
End panels	24"	1"	27.25"	GEP(L/R)24 ()	667.	741.	1,001.
	Use with 25"d worksurface and flush modesty finished both sides						
<i>left hand shown</i>							

Build-to-spec components

Order Code	Specification Information	Application Notes
Example: GTEPL24	To order specify pattern number including: 1. Finish, wood V1,V2,V3	Hardware included for attachment to worksurface.
G Graham Collection		
T Thick		
EP End panel		
(L/R) Left or right hand		
24 Depth		
V312 Finish, wood		

description	height	pattern no.	list
 Wide flange leg assembly	26 1/2"	GWFLR26()	\$905.
	27"	GWFLA27()	905.
	27 5/16"	GWFLG27()	905.
	28 3/8"	GWFLR28()	905.

Order Code	Specification Information	Application Notes
Example: GWFLG27(PU)	To order specify pattern number including:	Worksurface stiffeners required for all spans exceeding 48", see page 166.
G Graham Collection		
WF Wide flange		
L Leg		
G Graham height		
27 27 1/4"h		
PU Satin nickel		
	1. Embedded in pattern number for use with: R26 - Ref 26 1/2"h A27 - AutoStrada 27"h G27 - Graham 27 1/4"h R28 - Ref 28 3/8"h 2. Leg finish 111 - painted, Jet black 613 - painted, Silver PB - Bright nickel, plated PU - Satin nickel, plated PD - Polished chrome, plated	Maximum build-to-spec table desk to be created using four wide flange legs is 72" wide x 36" deep. Leg top plate secured with wood screws (included) to underside of worksurface. Two legs required for glass top peninsulas and other non-wood surfaces.

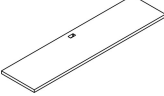
description	depth	width	height	pattern no.	V1	V2	V3
Mobile storage, personal drawer/file drawer	20"	16"	24.25"	GMPF2016 () () () () ()	\$2,233.	\$2,482.	\$3,351.
	<i>finished wood top</i>						
Mobile storage, personal drawer/file drawer with leather seat cushion	20"	16"	24.25"	GMPFH2016 () () () () ()	2,549.	2,831.	3,823.

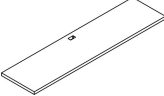


Build-to-spec components

Order Code	Specification Information	Application Notes
Example: GMPF2016	To order specify pattern number including:	Applicable leather finishes for leather cushion: H800 - Nero H802 - Voltapietre H803 - Codone H804 - Cavaliere d'Italia H805 - Labbo H806 - Pagliarolo H807 - Mignattalo H810 - Gheppio H811 - Poreiglione H812 - Piovanello Comune H813 - Aquila di Mare H814 - Orco Marino H815 - Beccaccia di Mare
G Graham Collection	1. Finish, wood V1,V2,V3	
M Mobile pedestal	2. Finish, leather for cushion if applicable	
PF Persoanl/file drawer	3. Pull P1 - Integral P2 - Metal tab pull P3 - Leather tab pull P4 - Flip pull P5 - Box pull	
20 Depth	4. Pull finish if applicable	
16 Width	5. Drawer Interior W - Default for wood drawer interiors	
V312 Finish, wood	6. Lock L - Lock N - No lock	
P1 Pull, Integral	7. Lock finish if applicable	
W Wood drawer interiors	Upcharge applicable for: P1 pulls - add \$179 list P3 pulls - add \$109 list P4 pulls - add \$145 list	
L Lock option, lock		
B Lock finish		

Worksurfaces
Rectilinear
 use for creating build-to-spec credenzas

description	depth	width	thickness	pattern number	V1	V2	V3
Worksurface, rectilinear w/user edge profile depth for unfinished back 	24"	30"	1 3/4"	GRSF3024 () () ()	\$602.	\$668.	\$904.
	24"	36"	1 3/4"	GRSF3624 () () ()	631.	701.	947.
	24"	42"	1 3/4"	GRSF4224 () () ()	660.	734.	989.
	24"	48"	1 3/4"	GRSF4824 () () ()	689.	766.	1,032.
	24"	54"	1 3/4"	GRSF5424 () () ()	718.	796.	1,074.
	24"	60"	1 3/4"	GRSF6024 () () ()	745.	828.	1,118.
	24"	66"	1 3/4"	GRSF6624 () () ()	774.	859.	1,162.
	24"	72"	1 3/4"	GRSF7224 () () ()	803.	891.	1,203.
	24"	78"	1 3/4"	GRSF7824 () () ()	831.	924.	1,247.
	24"	84"	1 3/4"	GRSF8424 () () ()	856.	952.	1,286.
	24"	90"	1 3/4"	GRSF9024 () () ()	883.	981.	1,324.
	24"	96"	1 3/4"	GRSF9624 () () ()	909.	1,011.	1,364.
	24"	102"	1 3/4"	GRSF10224 () () ()	936.	1,039.	1,403.
	24"	108"	1 3/4"	GRSF10824 () () ()	961.	1,068.	1,443.
	24"	114"	1 3/4"	GRSF11424 () () ()	987.	1,097.	1,483.
24"	120"	1 3/4"	GRSF12024 () () ()	1,014.	1,126.	1,521.	

Worksurface, rectilinear w/user edge profile depth for finished back 	25"	30"	1 3/4"	GRSF3025 () () ()	602.	668.	904.
	25"	36"	1 3/4"	GRSF3625 () () ()	631.	701.	947.
	25"	42"	1 3/4"	GRSF4225 () () ()	660.	734.	989.
	25"	48"	1 3/4"	GRSF4825 () () ()	689.	766.	1,032.
	25"	54"	1 3/4"	GRSF5425 () () ()	718.	796.	1,074.
	25"	60"	1 3/4"	GRSF6025 () () ()	745.	828.	1,118.
	25"	66"	1 3/4"	GRSF6625 () () ()	774.	859.	1,162.
	25"	72"	1 3/4"	GRSF7225 () () ()	803.	891.	1,203.
	25"	78"	1 3/4"	GRSF7825 () () ()	831.	924.	1,247.
	25"	84"	1 3/4"	GRSF8425 () () ()	856.	952.	1,286.
	25"	90"	1 3/4"	GRSF9025 () () ()	883.	981.	1,324.
	25"	96"	1 3/4"	GRSF9625 () () ()	909.	1,011.	1,364.
	25"	102"	1 3/4"	GRSF10225 () () ()	936.	1,039.	1,403.
	25"	108"	1 3/4"	GRSF10825 () () ()	961.	1,068.	1,443.
	25"	114"	1 3/4"	GRSF11425 () () ()	987.	1,097.	1,483.
25"	120"	1 3/4"	GRSF12025 () () ()	1,014.	1,126.	1,521.	

Order Code

Example:	GRSF3024
G	Graham Collection
RS	Rectilinear work surface
F	Front edge profile
30	Width
24	Depth
V312	Finish, wood
E3	Edge profile
GC	Grommet location
PA	Grommet finish

Specification Information

- To order specify pattern number including:
1. Finish, wood
V1, V2, V3
 2. Edge profile
E1 - Float
E2 - Reverse Bevel
E3 - Square
 3. Grommet
GC - Centered, for flush condition
GL - Left, for flush condition
GR - Right, for flush condition
GW - Edge grommet
(GW option for 24"d only)
GP - Power grommet
GN - No grommet
 4. Grommet finish if applicable

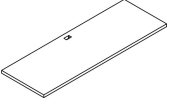
1 3/4" thick tops require support to reduce unsupported spans to 48" or less.
 Upcharge applicable for:
 E2 - edge profile, add \$187 list
 GP - power center grommet, add \$155 list

Worksurfaces on this page when specified with E1 or E2 edge profiles are not designed for use as returns; worksurfaces will not mate with perpendicular surface.

Worksurfaces

Rectilinear

use for creating build-to-spec desks

description	depth	width	thickness	pattern no.	V1	V2	V3
Worksurface, rectilinear w/user & approach edge profiled depth for building freestanding desks 	31"	72"	1 3/4"	GRSB7231 () () ()	\$894.	\$992.	\$1,340.
	31"	78"	1 3/4"	GRSB7831 () () ()	923.	1,024.	1,383.
	31"	84"	1 3/4"	GRSB8431 () () ()	952.	1,058.	1,428.
	31"	90"	1 3/4"	GRSB9031 () () ()	981.	1,090.	1,471.
	37"	72"	1 3/4"	GRSB7237 () () ()	914.	1,017.	1,370.
	37"	78"	1 3/4"	GRSB7837 () () ()	944.	1,049.	1,416.
	37"	84"	1 3/4"	GRSB8437 () () ()	975.	1,082.	1,460.
	37"	90"	1 3/4"	GRSB9037 () () ()	1,001.	1,112.	1,502.

E1 and E2 edge profiles have recessed subtop around perimeter, E3 flush to all sides

Build-to-spec components

Order Code

Example: GRSB7231
G Graham Collection
RS Rectilinear worksurface
B Both user and approach edge profile
72 Width
31 Depth
V312 Finish, wood
E3 Edge profile
GC Grommet location
PA Grommet finish

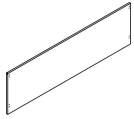
Specification Information

- To order specify pattern number including:
1. Finish, wood
V1, V2, V3
 2. Edge profile
E1 - Float
E2 - Reverse Bevel
E3 - Square
 3. Grommet
GC - Centered, for flush condition
GL - Left, for flush condition
GR - Right, for flush condition
GN - no grommet
GCR - Centered, for recessed condition
GCRL - Left, for recessed condition
GCRR - Right, for recessed condition
 4. Grommet finish if applicable
- Upcharge applicable for:
E2 - edge profile, add \$310 list

Modesties

for build-to-spec components

description	depth	thickness	width	height	pattern no.	V1	V2	V3
Flush modesty, finished both sides use for build-to-spec credenzas		1"	60"	26.25"	GFCMF(L/R/B)60 ()	\$455.	\$506.	\$684.
		1"	66"	26.25"	GFCMF(L/R/B)66 ()	481.	535.	721.
		1"	72"	26.25"	GFCMF(L/R/B)72 ()	506.	562.	759.
		1"	78"	26.25"	GFCMF(L/R/B)78 ()	532.	590.	797.
		1"	84"	26.25"	GFCMF(L/R/B)84 ()	558.	619.	834.
		1"	90"	26.25"	GFCMF(L/R/B)90 ()	583.	648.	874.
		1"	96"	26.25"	GFCMF(L/R/B)96 ()	609.	675.	912.
		1"	102"	26.25"	GFCMF(L/R/B)102 ()	636.	705.	952.
		1"	108"	26.25"	GFCMF(L/R/B)108 ()	662.	736.	992.
		1"	114"	26.25"	GFCMF(L/R/B)114 ()	689.	766.	1,032.
	1"	120"	26.25"	GFCMF(L/R/B)120 ()	715.	794.	1,071.	



Specify L for storage attached left side
Specify R for storage attached right side
Specify B for storage attached both sides

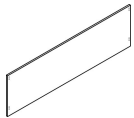
Recessed hinged modesty w/access to wall use for build-to-spec credenzas	6"		48"	27.25"	GHCM48 ()	673.	748.	1,012.
	6"		50"	27.25"	GHCM50 ()	684.	759.	1,023.
	6"		53"	27.25"	GHCM53 ()	690.	767.	1,033.
	6"		53"	27.25"	GHCM53 ()	690.	767.	1,033.
	6"		54"	27.25"	GHCM54 ()	690.	767.	1,033.
	6"		56"	27.25"	GHCM56 ()	697.	774.	1,046.
	6"		59"	27.25"	GHCM59 ()	702.	780.	1,055.
	6"		59"	27.25"	GHCM59 ()	702.	780.	1,055.
	6"		60"	27.25"	GHCM60 ()	702.	780.	1,055.



wall view shown

Hinge located 13 1/4" above floor level
Space behind modesty to wall nominally 5" deep

Freestanding desk modesty use for flush or cantilevered conditions)	1"		72"	26.25"	GDMF72 ()	506.	562.	759.
	1"		78"	26.25"	GDMF78 ()	532.	590.	797.
	1"		84"	26.25"	GDMF84 ()	558.	619.	834.
	1"		90"	26.25"	GDMF90 ()	583.	648.	874.



Freestanding desk modesty use for stepped conditions between two pedestals	1"		34	26.25"	GDMR34 ()	371.	411.	556.
	1"		40	26.25"	GDMR40 ()	392.	435.	588.
	1"		46	26.25"	GDMR46 ()	412.	459.	620.
	1"		52	26.25"	GDMR52 ()	434.	482.	652.
	1"		58	26.25"	GDMR58 ()	455.	506.	684.



Pedestals will require field drilling to inside gables for attachment

Order Code	Specification Information	Application Notes
Example: GFCMFL60	To order specify pattern number including:	Flush and freestanding desk modesties are 1" shorter in height than pedestals. Pedestal bases are recessed around perimeter and appear to float. Modesty aligns with height of pedestal gable.
G Graham Collection	1. Finish, wood V1,V2,V3	
FCM Flush credenza modesty		Recessed hinged modesty hinged for access to wall. Concealed hinges allow 180° rotation of the upper half of modesty downwards. 3 1/4" gap at top to allow wire access.
F Finished both sides		
L Storage attached left end		
60 Width		
V312 Finish, wood		

description	depth	height	width	pattern no.	list
Cable management clips package of 10		3 1/2"		GCMC10	\$95.
Power center box, plug in version w/two center outlets and two data ports on each side	6"	6"	7 1/2"	GPCBSP	321.









Box only; does not included lid and worksurface sleeve assembly

Build-to-spec components

Order Code	Specification Information	Application Notes
Example: GCMC10	Specify pattern number to order.	<p>Power center box specified separately and is intended to be used with power center grommet in credenzas with open knee space only.</p> <p>Power center box 7 1/2" wide; (with mounting flanges 8" wide). Mount to underside of worksurface with wood screws. Cord length is 72".</p> <p>Cable management clips secure with screws to underside of worksurface in knee space areas to carry cable and cords to data or power outlets inconspicuously. Placement of cable management clips at user discretion.</p>
G Graham Collection		
CMC Cable management clip		
10 Package of 10		

description	depth	width	height	pattern no.	list
Midspan cantilever bracket	17"	0"	12"	GMSCB	\$94.
	<i>note: black only</i>				
Top to top bracket (pair)				GT2TB	4.
	<i>note: black only</i>				
Worksurface Stiffener support		48"		GWSS48	35.
		54"		GWSS54	37.
		60"		GWSS60	39.
		66"		GWSS66	41.
		72"		GWSS72	44.
		78"		GWSS78	45.
		84"		GWSS84	47.
	<i>note: black only</i>				
Overhead to Cabinet plate				GO2CP	23.
	<i>note: black only</i>				

Order Code	Specification Information	Application Notes
Example: GMSCB	To order specify pattern number.	Mid span cantilever brackets or worksurface stiffener supports should be specified to reduce unsupported spans to 48" or less. Mid span cantilever bracket may be mounted to architectural wall (blocking may be required, consult certified building contractor) or to modesty.
G Graham Collection		
MS Midspan		
CB Cantilever bracket		
		Overhead to cabinet plate required to align overhead storage to adjacent cabinet.

description	depth	width	height	pattern no.	list
Pencil drawer 	17"	15 3/4"	1"	GWSMPD ()	\$405.
Desk top organizer, symmetrical 	12 3/4"	17"	23 1/2"	GDTOA ()	1,884.
Desk top organizer, asymmetrical 	12 3/4"	17"	23 1/2"	GDTOB(L/R) ()	1,884.
<i>left hand shown</i>					
Desk top organizer, shelf 	12"	36"	5 1/2"	GDTOC ()	1,884.
Wall hung shelf organizer 	11"	12 1/4"	12 1/2"	GWHSID	1,884.
Leather bumper and laptop blotter 	18"	24"	3/4"	GLTHB1824 () ()	564.
Leather bumper and desk top blotter 	24"	30"	3/4"	GDTHB3024 () ()	703.
Leather bumper and corner blotter 	18"	24"	3/4"	GCHB2418 () ()	537.

Accessories

Order Code	Specification Information	Application Notes
Example: GWSMPD	To order specify pattern number including finish.	Front edge of leather bumpers profiled to contour of E1 or E3 edge profile. Edge of worksurface nests into leather bumper / blotter.
G Graham Collection	• Pencil drawer finishes: V1,V2,V3	Leather bumpers to be installed on worksurface above open knee space area.
WSM Worksurface mount	• Desk top organizer finishes: 305 - Dark Taupe 310 - Pewter Grey 315 - Warm White 320 - Vermilion 325 - Near Black	<i>Note: Each hide is unique and natural variations in grain, color, texture as well as life marks should be celebrated. Natural characteristics and variations from hide to hide are inherent in the natural material and not considered defects.</i>
PD Pencil drawer	• Leather bumpers:	
V319 Finish, wood	1. Specify edge profile E1 - Float E3 - Square	
	2. Specify leather finish from selected Spinneybeck Riva collection, see page 0.	Desk top organizers designed to sit on worksurface below overheads, or if desired on any worksurface area. All dimensions listed are nominal.

Wall Mounting Suggestions

The following information is provided only as a guide, and represents minimum recommendations only. Knoll does not accept responsibility for the attachment of any Knoll product to a Customer's site wall. Wall specification/construction is the responsibility of the Customer and its structural engineer/architect. Failure to properly attach Knoll products to adequate wall structures can lead to property damage and/or personal injury.

You should consult your own structural engineers and/or architects and must not rely on the information provided herein.

It is the responsibility of the Customer and its structural engineers/architects to verify that the permanent structural walls (studs, blocks, solid masonry, etc.) on which the Knoll products are intended to be mounted are designed appropriately to support the product weight, PLUS 3 lbs. per linear inch for each useable shelf length

NOTE: A cabinet's top is considered a "useable shelf" and MUST be included in the calculation of the total load for an overhead cabinet.

It is the responsibility of the Customer and its structural engineer/architects to specify the fasteners and method for attaching the Knoll supplied wall mounting cleat, bracket, frame, etc. to the supporting wall and to confirm that the installers have adhered to these specifications. For all local building standards and codes, and additional requirements (including, but not limited to, seismic conditions) the Customer should always consult local code agencies.

	EXISTING CONSTRUCTION					
	NEW CONSTRUCTION	Cinder Block or Poured Concrete Masonry Wall	Wood Stud Wall, the studs being FULL HEIGHT to the roof/floor above	Wood Stud Wall, the studs being only Ceiling Height	Steel Stud Wall, the studs being FULL HEIGHT to the roof/floor above	Steel Stud Wall, the studs being only Ceiling Height
Stud Specification	Wood studs, grade #2 or better, 3 1/2" minimum width, OR Metal studs, minimum 25 gage thickness, 3 5/8" minimum width	The wall must be a minimum of 6" thick, and must be full height to the roof/ floor structure above	Wood studs must be Grade #2, or better, 3 1/2" minimum width	Wood studs must be Grade #2, or better, 3 1/2" minimum width	Metal studs must be minimum 25 gage thickness, 3 5/8" minimum width	Metal studs must be minimum 25 gage thickness, 3 5/8" minimum width
Stud Centers	Metal and wood studs must be spaced at 16" c/c maximum	N/A	Wood studs must be spaced at 16" c/c maximum	Wood studs must be spaced at 16" c/c maximum"	Metal studs must be spaced at 16" c/c maximum	Metal studs must be spaced at 16" c/c maximum
Stud Height	Metal and wood studs must extend upwards, and be securely attached to the roof/ floor structure above			Wood studs must be braced above the ceiling, and be securely attached to the roof/floor structure above Affix #2 grade 'cap' across the top of the studs, then place diagonal studs from the top cap up to underside of the roof/ floor structure above		Metal studs must be braced above the ceiling, and be securely attached to the roof/floor structure above Affix metal bracing 'cap' across the top of the studs, then place diagonal studs from the top cap up to underside of the roof / floor structure above
Mounting the Knoll Supplied Cleat, Bracket, Frame, etc*	Insert a 2" X 6" wood block, #2 grade or better, [or a Danback™ flexible wood backing system] horizontally between each of the studs to accommodate the full width of the cabinet, and beyond to the next stud. Fasten the wood block to each stud using three screws at the ends of each block. (Fasten the Danback™ as directed by the manufacturer) Fasten the Knoll supplied wall mounting cleat, bracket, frame, etc directly to each wood block every 6" For wall mounting structures that have a rectangular frame-like configuration: fasten the top horizontal element of the frame to the wood blocking every 6", and fasten the lower horizontal element to each wall stud, using one fastener per stud.	Fasten the Knoll supplied cabinet wall mounting cleat, bracket, frame, etc. directly to the masonry wall every 6" For wall mounting structures that have a rectangular frame-like configuration: fasten the top horizontal element of the frame to the wall every 6", and fasten the lower horizontal element to the wall every 16"	In the desired location of the cabinet mounting rail, remove an 8" high section of drywall the width of the cabinet, and beyond to the next stud. Insert a 2" X 6" wood block, #2 grade or better, horizontally between each of the exposed studs. Fasten the wood block to each stud using three screws at the ends of each block. Replace the drywall and repair as desired. Fasten the Knoll supplied wall mounting cleat, rail, frame, etc directly to the wood block every 6" For wall mounting structures that have a rectangular frame-like configuration: fasten the top horizontal element of the frame to the wood blocking every 6", and fasten the lower horizontal element to each wall stud, using one fastener per stud.	In the desired location of the cabinet mounting rail, remove an 8" high section of drywall the width of the cabinet, and beyond to the next stud. Insert a 2" X 6" wood block, #2 grade or better, horizontally between each of the exposed studs. Fasten the wood block to each stud using three screws at the ends of each block. Replace the drywall and repair as desired. Fasten the Knoll supplied wall mounting cleat, rail, frame, etc directly to the wood block every 6" For wall mounting structures that have a rectangular frame-like configuration: fasten the top horizontal element of the frame to the wood blocking every 6", and fasten the lower horizontal element to each wall stud, using one fastener per stud.	In the desired location of the cabinet mounting rail, remove an 8" high section of drywall the width of the cabinet, and beyond to the next stud. Insert a 2" X 6" wood block, #2 grade or better, [or a Danback™ flexible wood backing system] horizontally between each of the exposed studs. Fasten the wood block to each stud using three screws at the ends of each block. Replace the drywall and repair as desired. Fasten the Knoll supplied wall mounting cleat, rail, frame, etc directly to the wood block every 6" For wall mounting structures that have a rectangular frame-like configuration: fasten the top horizontal element of the frame to the wood blocking every 6", and fasten the lower horizontal element to each wall stud, using one fastener per stud.	In the desired location of the cabinet mounting rail, remove an 8" high section of drywall the width of the cabinet, and beyond to the next stud. Insert a 2" X 6" wood block, #2 grade or better, [or a Danback™ flexible wood backing system] horizontally between each of the exposed studs. Fasten the wood block to each stud using three screws at the ends of each block. Replace the drywall and repair as desired. Fasten the Knoll supplied wall mounting cleat, rail, frame, etc directly to the wood block every 6" For wall mounting structures that have a rectangular frame-like configuration: fasten the top horizontal element of the frame to the wood blocking every 6", and fasten the lower horizontal element to each wall stud, using one fastener per stud.
*Graham Wall Hung Shelf	The Graham Wall Hung Shelf Bracket (and others like it) requires full support behind the full height of the bracket This should be accomplished by insertion of additional 2"X 6" wood blocking between the studs as defined above	Fasten the Knoll supplied wall mounting brackets directly to the masonry wall, using the holes provided in each bracket	The Graham Wall Hung Shelf Bracket (and others like it) requires full support behind the full height of the bracket This should be accomplished by insertion of additional 2"X 6" wood blocking between the studs as defined above	The Graham Wall Hung Shelf Bracket (and others like it) requires full support behind the full height of the bracket This should be accomplished by insertion of additional 2"X 6" wood blocking between the studs as defined above	The Graham Wall Hung Shelf Bracket (and others like it) requires full support behind the full height of the bracket This should be accomplished by insertion of additional 2"X 6" wood blocking between the studs as defined above	The Graham Wall Hung Shelf Bracket (and others like it) requires full support behind the full height of the bracket This should be accomplished by insertion of additional 2"X 6" wood blocking between the studs as defined above
Fasten the Knoll supplied wall cleat with...	#10 x 2 1/2" Grabber Woodys Screws or equiv. @ 6" c/c, screwed directly into the wood blocking	3/16" x 3 1/2" Tapcon Masonry Screws or equiv. @ 6" c/c with 1-1/4" embedment, screwed directly into the masonry wall	#10 x 2 1/2" Grabber Woodys Screws or equiv. @ 6" c/c, screwed directly into the wood blocking	#10 x 2 1/2" Grabber Woodys Screws or equiv. @ 6" c/c, screwed directly into the wood blocking	#10 x 2 1/2" Grabber Woodys Screws or equiv. @ 6" c/c, screwed directly into the wood blocking	#10 x 2 1/2" Grabber Woodys Screws or equiv. @ 6" c/c, screwed directly into the wood blocking

Alpha-Numeric Index

<i>pattern no.</i>	<i>page</i>	<i>pattern no.</i>	<i>page</i>	<i>pattern no.</i>	<i>page</i>	<i>pattern no.</i>	<i>page</i>
GACC191	148	GAPW(L/R)7236	45	GBPWF8430	43	GCR2K36024N	99
GACC192	148	GAPW(L/R)7830	45	GBPWF8436	43	GCR2K36025F	99
GACC301	148	GAPW(L/R)7836	45	GBPWWPF(L/R)6030	43	GCR2K47224N	99
GACC302	148	GAPW(L/R)8430	45	GBPWWPF(L/R)6630	43	GCR2K47225F	99
GACC361	148	GAPW(L/R)8436	45	GBPWWPF(L/R)6636	43	GCR3H39024N	100
GACC362	148	GAPWWPF(L/R)6030	45	GBPWWPF(L/R)7230	43	GCR3H39025F	100
GACO1021	148	GAPWWPF(L/R)6630	45	GBPWWPF(L/R)7236	43	GCR3H410824N	100
GACO1081	148	GAPWWPF(L/R)6636	45	GBPWWPF(L/R)7830	43	GCR3H410825F	101
GACO1141	148	GAPWWPF(L/R)7230	45	GBPWWPF(L/R)7836	43	GCR3J39024N	97
GACO1201	148	GAPWWPF(L/R)7236	45	GBPWWPF(L/R)8430	43	GCR3J39025F	97
GACO161	148	GAPWWPF(L/R)7830	45	GBPWWPF(L/R)8436	43	GCR3J410824N	97
GACO191	148	GAPWWPF(L/R)7836	45	GBPWPV(L/R)6030	43	GCR3J410825F	98
GACO301	148	GAPWWPF(L/R)8430	45	GBPWPV(L/R)6630	43	GCR3K39024N	99
GACO361	148	GAPWWPF(L/R)8436	45	GBPWPV(L/R)6636	43	GCR3K39025F	99
GACO421	148	GAPWPV(L/R)6030	45	GBPWPV(L/R)7230	43	GCR3K410824N	99
GACO481	148	GAPWPV(L/R)6630	45	GBPWPV(L/R)7236	43	GCR3K410825F	99
GACO541	148	GAPWPV(L/R)6636	45	GBPWPV(L/R)7830	43	GCR4H312024N	100
GACO601	148	GAPWPV(L/R)7230	45	GBPWPV(L/R)7836	43	GCR4H312025F	100
GACO661	148	GAPWPV(L/R)7236	45	GBPWPV(L/R)8430	43	GCR4J312024N	97
GACO721	148	GAPWPV(L/R)7830	45	GBPWPV(L/R)8436	43	GCR4J312025F	97
GACO781	148	GAPWPV(L/R)7836	45	GCEW3024(L/R)	111	GCR4K312024N	99
GACO841	148	GAPWPV(L/R)8430	45	GCEW3025(L/R)	111	GCR4K312025F	99
GACO901	148	GAPWPV(L/R)8436	45	GCEW3624(L/R)	111	GCRGH36824N	102
GACO961	148	GBKG24	154	GCEW3625(L/R)	111	GCRGH36825F	103
GALT5E23	149	GBKG30	154	GCHB2418	167	GCRGH47424N	102
GALT5E35	149	GBKT24	154	GCMC10	165	GCRGH47425F	103
GALT5E46	149	GBKT30	154	GCNSFF363622	56	GCRCK36824N	104
GALT5EK23	149	GBPC6030	44	GCNSFF364222	56	GCRCK36825F	105
GALT5EK35	149	GBPC6630	44	GCNSFF364822	56	GCRCK47424N	104
GALT5EK46	149	GBPC6636	44	GCNSFF423622	56	GCRCK47425F	105
GAPC(L/R)6030	46	GBPC7230	44	GCNSFF424222	56	GCRJ3(L/R)FF10225	74
GAPC(L/R)6630	46	GBPC7236	44	GCNSFF424822	56	GCRJ3(L/R)FF10825	74
GAPC(L/R)6636	46	GBPC7830	44	GCNSFF483622	56	GCRJ3(L/R)FF9025	74
GAPC(L/R)7230	46	GBPC7836	44	GCNSFF484222	56	GCRJ3(L/R)FF9625	74
GAPC(L/R)7236	46	GBPC8430	44	GCNSFF484822	56	GCRJ3(L/R)FN10225	73
GAPC(L/R)7830	46	GBPC8436	44	GCNSRH(L/R/B)363622	56	GCRJ3(L/R)FN10825	73
GAPC(L/R)7836	46	GBPCPF(L/R)6030	44	GCNSRH(L/R/B)364222	56	GCRJ3(L/R)FN9025	73
GAPC(L/R)8430	46	GBPCPF(L/R)6630	44	GCNSRH(L/R/B)364822	56	GCRJ3(L/R)FN9625	73
GAPC(L/R)8436	46	GBPCPF(L/R)6636	44	GCNSRH(L/R/B)423622	56	GCRJ3(L/R)RH10224	75
GAPCPF(L/R)6030	46	GBPCPF(L/R)7230	44	GCNSRH(L/R/B)424222	56	GCRJ3(L/R)RH10824	75
GAPCPF(L/R)6630	46	GBPCPF(L/R)7236	44	GCNSRH(L/R/B)424822	56	GCRJ3(L/R)RH9024	75
GAPCPF(L/R)6636	46	GBPCPF(L/R)7830	44	GCNSRH(L/R/B)483622	56	GCRJ3(L/R)RH9624	75
GAPCPF(L/R)7230	46	GBPCPF(L/R)7836	44	GCNSRH(L/R/B)484222	56	GCRJ3(L/R)UF10224	74
GAPCPF(L/R)7236	46	GBPCPF(L/R)8430	44	GCNSRH(L/R/B)484822	56	GCRJ3(L/R)UF10824	74
GAPCPF(L/R)7830	46	GBPCPF(L/R)8436	44	GCNSUF363622	56	GCRJ3(L/R)UF9024	74
GAPCPF(L/R)7836	46	GBPCPV(L/R)6030	44	GCNSUF364222	56	GCRJ3(L/R)UF9624	74
GAPCPF(L/R)8430	46	GBPCPV(L/R)6630	44	GCNSUF364822	56	GCRJ3(L/R)UN10224	73
GAPCPF(L/R)8436	46	GBPCPV(L/R)6636	44	GCNSUF423622	56	GCRJ3(L/R)UN10824	73
GAPCPV(L/R)6030	46	GBPCPV(L/R)7230	44	GCNSUF424222	56	GCRJ3(L/R)UN9024	73
GAPCPV(L/R)6630	46	GBPCPV(L/R)7236	44	GCNSUF424822	56	GCRJ3(L/R)UN9624	73
GAPCPV(L/R)6636	46	GBPCPV(L/R)7830	44	GCNSUF483622	56	GCRJ4(L/R)FF10225	77
GAPCPV(L/R)7230	46	GBPCPV(L/R)7836	44	GCNSUF484222	56	GCRJ4(L/R)FF10825	77
GAPCPV(L/R)7236	46	GBPCPV(L/R)8430	44	GCNSUF484822	56	GCRJ4(L/R)FF11425	77
GAPCPV(L/R)7830	46	GBPCPV(L/R)8436	44	GCR2H36024N	100	GCRJ4(L/R)FF12025	77
GAPCPV(L/R)7836	46	GBPWF6030	43	GCR2H36025F	100	GCRJ4(L/R)FN10225	76
GAPCPV(L/R)8430	46	GBPWF6630	43	GCR2H47224N	100	GCRJ4(L/R)FN10825	76
GAPCPV(L/R)8436	46	GBPWF6636	43	GCR2H47225F	101	GCRJ4(L/R)FN11425	76
GAPW(L/R)6030	45	GBPWF7230	43	GCR2J36024N	97	GCRJ4(L/R)FN12025	76
GAPW(L/R)6630	45	GBPWF7236	43	GCR2J36025F	97	GCRJ4(L/R)RH10224	78
GAPW(L/R)6636	45	GBPWF7830	43	GCR2J47224N	97	GCRJ4(L/R)RH10824	78
GAPW(L/R)7230	45	GBPWF7836	43	GCR2J47225F	98	GCRJ4(L/R)RH11424	78

<i>pattern no.</i>	<i>page</i>	<i>pattern no.</i>	<i>page</i>	<i>pattern no.</i>	<i>page</i>	<i>pattern no.</i>	<i>page</i>
GCRJ4(L/R)RH12024	78	GCRJ(L/R)GUF7824	59	GCRK4EFF10825	87	GCRKETFN9025	80
GCRJ4(L/R)UF10224	77	GCRJ(L/R)GUN6624	57	GCRK4EFF11425	87	GCRKETFN9625	80
GCRJ4(L/R)UF10824	77	GCRJ(L/R)GUN7224	57	GCRK4EFF12025	87	GCRKETRH7824	83
GCRJ4(L/R)UF11424	77	GCRJ(L/R)GUN7824	57	GCRK4EFN10225	86	GCRKETRH8424	83
GCRJ4(L/R)UF12024	77	GCRJ(L/R)TFF6625	60	GCRK4EFN10825	86	GCRKETRH9024	83
GCRJ4(L/R)UN10224	76	GCRJ(L/R)TFF7225	60	GCRK4EFN11425	86	GCRKETRH9624	83
GCRJ4(L/R)UN10824	76	GCRJ(L/R)TFF7825	60	GCRK4EFN12025	86	GCRKETUF7824	81
GCRJ4(L/R)UN11424	76	GCRJ(L/R)TFN6625	58	GCRK4ERH10224	87	GCRKETUF8424	81
GCRJ4(L/R)UN12024	76	GCRJ(L/R)TFN7225	58	GCRK4ERH10824	87	GCRKETUF9024	81
GCRJK3FF10225	89	GCRJ(L/R)TFN7825	58	GCRK4ERH11424	87	GCRKETUF9624	81
GCRJK3FF10825	89	GCRJ(L/R)TRH6624	65	GCRK4ERH12024	87	GCRKETUN7824	79
GCRJK3FF11425	89	GCRJ(L/R)TRH7224	65	GCRK4EUF10224	86	GCRKETUN8424	79
GCRJK3FF12025	89	GCRJ(L/R)TRH7824	65	GCRK4EUF10824	86	GCRKETUN9024	79
GCRJK3FF9625	89	GCRJ(L/R)TUF6624	59	GCRK4EUF11424	86	GCRKETUN9624	79
GCRJK3FN10225	88	GCRJ(L/R)TUF7224	59	GCRK4EUF12024	86	GCRKJ3FF10225	89
GCRJK3FN10825	88	GCRJ(L/R)TUF7824	59	GCRK4EUN10224	86	GCRKJ3FF10825	89
GCRJK3FN11425	88	GCRJ(L/R)TUN6624	57	GCRK4EUN10824	86	GCRKJ3FF11425	89
GCRJK3FN12025	88	GCRJ(L/R)TUN7224	57	GCRK4EUN11424	86	GCRKJ3FF12025	89
GCRJK3FN9625	88	GCRJ(L/R)TUN7824	57	GCRK4EUN12024	86	GCRKJ3FF9625	89
GCRJK3RH10224	92	GCRK3EFF10225	85	GCRK4(L/R)FF10225	71	GCRKJ3FN10225	88
GCRJK3RH10824	92	GCRK3EFF10825	85	GCRK4(L/R)FF10825	71	GCRKJ3FN10825	88
GCRJK3RH11424	92	GCRK3EFF11425	85	GCRK4(L/R)FF11425	71	GCRKJ3FN11425	88
GCRJK3RH12024	92	GCRK3EFF12025	85	GCRK4(L/R)FF12025	71	GCRKJ3FN12025	88
GCRJK3RH9624	92	GCRK3EFF9625	85	GCRK4(L/R)FN10225	70	GCRKJ3FN9625	88
GCRJK3UF10224	89	GCRK3EFN10225	84	GCRK4(L/R)FN10825	70	GCRKJ3RH10224	92
GCRJK3UF10824	89	GCRK3EFN10825	84	GCRK4(L/R)FN11425	70	GCRKJ3RH10824	92
GCRJK3UF11424	89	GCRK3EFN11425	84	GCRK4(L/R)FN12025	70	GCRKJ3RH11424	92
GCRJK3UF12024	89	GCRK3EFN12025	84	GCRK4(L/R)RH10224	72	GCRKJ3RH12024	92
GCRJK3UF9624	89	GCRK3EFN9625	84	GCRK4(L/R)RH10824	72	GCRKJ3RH9624	92
GCRJK3UN10224	88	GCRK3ERH10224	85	GCRK4(L/R)RH11424	72	GCRKJ3UF10224	89
GCRJK3UN10824	88	GCRK3ERH10824	85	GCRK4(L/R)RH12024	72	GCRKJ3UF10824	89
GCRJK3UN11424	88	GCRK3ERH11424	85	GCRK4(L/R)UF10224	71	GCRKJ3UF11424	89
GCRJK3UN12024	88	GCRK3ERH12024	85	GCRK4(L/R)UF10824	71	GCRKJ3UF12024	89
GCRJK3UN9624	88	GCRK3ERH9624	85	GCRK4(L/R)UF11424	71	GCRKJ3UF9624	89
GCRJK4FF10225	91	GCRK3EUF10224	84	GCRK4(L/R)UF12024	71	GCRKJ3UN10224	88
GCRJK4FF10825	91	GCRK3EUF10824	84	GCRK4(L/R)UN10224	70	GCRKJ3UN10824	88
GCRJK4FF11425	91	GCRK3EUF11424	84	GCRK4(L/R)UN10824	72	GCRKJ3UN11424	88
GCRJK4FF12025	91	GCRK3EUF12024	84	GCRK4(L/R)UN11424	70	GCRKJ3UN12024	88
GCRJK4FN10225	90	GCRK3EUF9624	84	GCRK4(L/R)UN12024	70	GCRKJ3UN9624	88
GCRJK4FN10825	90	GCRK3EUN10224	84	GCRKEGFF7825	82	GCRKJ4FF10225	91
GCRJK4FN11425	90	GCRK3EUN10824	84	GCRKEGFF8425	82	GCRKJ4FF10825	91
GCRJK4FN12025	90	GCRK3EUN11424	84	GCRKEGFF9025	82	GCRKJ4FF11425	91
GCRJK4RH10224	92	GCRK3EUN12024	84	GCRKEGFF9625	82	GCRKJ4FF12025	91
GCRJK4RH10824	92	GCRK3EUN9624	84	GCRKEGFN7825	80	GCRKJ4FN10225	90
GCRJK4RH11424	92	GCRK3(L/R)FF10225	68	GCRKEGFN8425	80	GCRKJ4FN10825	90
GCRJK4RH12024	92	GCRK3(L/R)FF10825	68	GCRKEGFN9025	80	GCRKJ4FN11425	90
GCRJK4UF10224	91	GCRK3(L/R)FF9025	68	GCRKEGFN9625	80	GCRKJ4FN12025	90
GCRJK4UF10824	91	GCRK3(L/R)FF9625	68	GCRKEGRH7824	83	GCRKJ4RH10224	92
GCRJK4UF11424	91	GCRK3(L/R)FN10225	67	GCRKEGRH8424	83	GCRKJ4RH10824	92
GCRJK4UF12024	91	GCRK3(L/R)FN10825	67	GCRKEGRH9024	83	GCRKJ4RH11424	92
GCRJK4UN10224	90	GCRK3(L/R)FN9025	67	GCRKEGRH9624	83	GCRKJ4RH12024	92
GCRJK4UN10824	90	GCRK3(L/R)FN9625	67	GCRKEGUF7824	81	GCRKJ4UF10224	91
GCRJK4UN11424	90	GCRK3(L/R)RH10224	69	GCRKEGUF8424	81	GCRKJ4UF10824	91
GCRJK4UN12024	90	GCRK3(L/R)RH10824	69	GCRKEGUF9024	81	GCRKJ4UF11424	91
GCRJ(L/R)GFF6625	60	GCRK3(L/R)RH9024	69	GCRKEGUF9624	81	GCRKJ4UF12024	91
GCRJ(L/R)GFF7225	60	GCRK3(L/R)RH9624	69	GCRKEGUN7824	79	GCRKJ4UN10224	90
GCRJ(L/R)GFF7825	60	GCRK3(L/R)UF10224	68	GCRKEGUN8424	79	GCRKJ4UN10824	90
GCRJ(L/R)GFN6625	58	GCRK3(L/R)UF10824	69	GCRKEGUN9024	79	GCRKJ4UN11424	90
GCRJ(L/R)GFN7225	58	GCRK3(L/R)UF9024	68	GCRKEGUN9624	79	GCRKJ4UN12024	90
GCRJ(L/R)GFN7825	58	GCRK3(L/R)UF9624	68	GCRKETFF7825	82	GCRK(L/R)GFF6625	64
GCRJ(L/R)GRH6624	65	GCRK3(L/R)UN10224	67	GCRKETFF8425	82	GCRK(L/R)GFF7225	64
GCRJ(L/R)GRH7224	65	GCRK3(L/R)UN10824	67	GCRKETFF9025	82	GCRK(L/R)GFF7825	64
GCRJ(L/R)GRH7824	65	GCRK3(L/R)UN9024	67	GCRKETFF9625	82	GCRK(L/R)GFN6625	62
GCRJ(L/R)GUF6624	59	GCRK3(L/R)UN9624	67	GCRKETFN7825	80	GCRK(L/R)GFN7225	62
GCRJ(L/R)GUF7224	59	GCRK4EFF10225	87	GCRKETFN8425	80	GCRK(L/R)GFN7825	62

<i>pattern no.</i>	<i>page</i>	<i>pattern no.</i>	<i>page</i>	<i>pattern no.</i>	<i>page</i>	<i>pattern no.</i>	<i>page</i>
GCRK(L/R)GRH6624	66	GDDB(L/R)TS8443	31	GDT344341	109	GFCB8541	118
GCRK(L/R)GRH7224	66	GDDB(L/R)TS9037	31	GDT345631	109	GFCB85G	123
GCRK(L/R)GRH7824	66	GDDB(L/R)TS9043	31	GDT345641	109	GFCB85G1	112
GCRK(L/R)GUF6624	63	GDD(L/R)GF7831	23	GDT34(L/R)43G1	106	GFCBH7231	117
GCRK(L/R)GUF7224	63	GDD(L/R)GF7837	23	GDT34(L/R)43T1	106	GFCBH7232	117
GCRK(L/R)GUF7824	63	GDD(L/R)GF8431	23	GDT34(L/R)56G1	106	GFCBH7241	117
GCRK(L/R)GUN6624	61	GDD(L/R)GF8437	23	GDT34(L/R)56T1	106	GFCBH7242	117
GCRK(L/R)GUN7224	61	GDD(L/R)GF9031	23	GDTAHC(L/R)4331	111	GFCBH8531	122
GCRK(L/R)GUN7824	61	GDD(L/R)GF9037	23	GDTAHC(L/R)4341	111	GFCBH8532	122
GCRK(L/R)TF6625	64	GDD(L/R)GR7831	24	GDTAHC(L/R)5631	111	GFCBH8541	122
GCRK(L/R)TF7225	64	GDD(L/R)GR7837	24	GDTAHC(L/R)5641	111	GFCBH8542	122
GCRK(L/R)TF7825	64	GDD(L/R)GR8431	24	GDTAHW(L/R)4331	110	GFCBJ7231	116
GCRK(L/R)TFN6625	62	GDD(L/R)GR8437	24	GDTAHW(L/R)4341	110	GFCBJ7232	116
GCRK(L/R)TFN7225	62	GDD(L/R)GR9031	24	GDTAHW(L/R)5631	110	GFCBJ7241	116
GCRK(L/R)TFN7825	62	GDD(L/R)GR9037	24	GDTAHW(L/R)5641	110	GFCBJ7242	116
GCRK(L/R)TRH6624	66	GDD(L/R)GS7831	25	GDTBG4331	108	GFCBK8531	121
GCRK(L/R)TRH7224	66	GDD(L/R)GS7837	25	GDTBG4341	108	GFCBK8532	121
GCRK(L/R)TRH7824	66	GDD(L/R)GS8431	25	GDTBG43G1	106	GFCBK8541	121
GCRK(L/R)TUF6624	63	GDD(L/R)GS8437	25	GDTBG43T1	106	GFCBK8542	121
GCRK(L/R)TUF7224	63	GDD(L/R)GS9031	25	GDTBG5631	108	GFCBK7231	116
GCRK(L/R)TUF7824	63	GDD(L/R)GS9037	25	GDTBG5641	108	GFCBK7232	116
GCRK(L/R)TUN6624	61	GDD(L/R)TF7831	23	GDTBG56G1	106	GFCBK7241	116
GCRK(L/R)TUN7224	61	GDD(L/R)TF7837	23	GDTBG56T1	106	GFCBK7242	116
GCRK(L/R)TUN7824	61	GDD(L/R)TF8431	23	GDTBW4331	108	GFCBK8531	122
GCRTH36224N	102	GDD(L/R)TF8437	23	GDTBW4341	108	GFCBK8532	122
GCRTH36225F	103	GDD(L/R)TF9031	23	GDTBW43G1	106	GFCBK8541	122
GCRTH46824N	102	GDD(L/R)TF9037	23	GDTBW43T1	106	GFCBK8542	122
GCRTH46825F	103	GDD(L/R)TR7831	24	GDTBW5631	108	GFCBJ7231	115
GCRTK36224N	104	GDD(L/R)TR7837	24	GDTBW5641	108	GFCBJ7232	115
GCRTK36225F	105	GDD(L/R)TR8431	24	GDTBW56G1	106	GFCBJ7241	115
GCRTK46824N	104	GDD(L/R)TR8437	24	GDTBW56T1	106	GFCBJ7242	115
GCRTK46825F	105	GDD(L/R)TR9031	24	GDTCHG(L/R)4331	110	GFCBJ8531	120
GDDB(L/R)GF7837	29	GDD(L/R)TR9037	24	GDTCHG(L/R)4341	110	GFCBJ8532	120
GDDB(L/R)GF7843	29	GDD(L/R)TS7831	25	GDTCHG(L/R)5631	110	GFCBJ8541	120
GDDB(L/R)GF8437	29	GDD(L/R)TS7837	25	GDTCHG(L/R)5641	110	GFCBJ8542	120
GDDB(L/R)GF8443	29	GDD(L/R)TS8431	25	GDTCHW(L/R)4331	110	GFCBK7231	115
GDDB(L/R)GF9037	29	GDD(L/R)TS8437	25	GDTCHW(L/R)4341	110	GFCBK7232	115
GDDB(L/R)GF9043	29	GDD(L/R)TS9031	25	GDTCHW(L/R)5631	110	GFCBK7241	115
GDDB(L/R)GR7837	30	GDD(L/R)TS9037	25	GDTCHW(L/R)5641	110	GFCBK7242	115
GDDB(L/R)GR7843	30	GDMF72	164	GDTFH4331	108	GFCBK8531	121
GDDB(L/R)GR8437	30	GDMF78	164	GDTFH4341	108	GFCBK8532	121
GDDB(L/R)GR8443	30	GDMF84	164	GDTFH5631	108	GFCBK8541	121
GDDB(L/R)GR9037	30	GDMF90	164	GDTFH5641	108	GFCBK8542	121
GDDB(L/R)GR9043	30	GDMR34	164	GDTFH(L/R)43G1	106	GFCBS7231	113
GDDB(L/R)GS7837	31	GDMR40	164	GDTFH(L/R)43T1	106	GFCBS7232	113
GDDB(L/R)GS7843	31	GDMR46	164	GDTFH(L/R)56G1	106	GFCBS7241	113
GDDB(L/R)GS8437	31	GDMR52	164	GDTFH(L/R)56T1	106	GFCBS7242	113
GDDB(L/R)GS8443	31	GDMR58	164	GDTHB3024	167	GFCBS8531	118
GDDB(L/R)GS9037	31	GDT12G4331	109	GDTOA	167	GFCBS8532	118
GDDB(L/R)GS9043	31	GDT12G4341	109	GDTOB(L/R)	167	GFCBS8541	118
GDDB(L/R)TF7837	29	GDT12G5631	109	GDTOC	167	GFCBS8542	118
GDDB(L/R)TF7843	29	GDT12G5641	109	GEP(L/R)24	159	GFCMF(L/R/B)102	164
GDDB(L/R)TF8437	29	GDT12G(L/R)43G1	107	GFBS3	155	GFCMF(L/R/B)108	164
GDDB(L/R)TF8443	29	GDT12G(L/R)43T1	107	GFBS4	155	GFCMF(L/R/B)114	164
GDDB(L/R)TF9037	29	GDT12G(L/R)56G1	107	GFBSG	155	GFCMF(L/R/B)120	164
GDDB(L/R)TF9043	29	GDT12G(L/R)56T1	107	GFBST	155	GFCMF(L/R/B)60	164
GDDB(L/R)TR7837	30	GDT12W4331	109	GFCB723	117	GFCMF(L/R/B)66	164
GDDB(L/R)TR7843	30	GDT12W4341	109	GFCB7231	113	GFCMF(L/R/B)72	164
GDDB(L/R)TR8437	30	GDT12W5631	109	GFCB724	117	GFCMF(L/R/B)78	164
GDDB(L/R)TR8443	30	GDT12W5641	109	GFCB7241	113	GFCMF(L/R/B)84	164
GDDB(L/R)TR9037	30	GDT12W(L/R)43G1	107	GFCB72G	117	GFCMF(L/R/B)90	164
GDDB(L/R)TR9043	30	GDT12W(L/R)43T1	107	GFCB72G1	112	GFCMF(L/R/B)96	164
GDDB(L/R)TS7837	31	GDT12W(L/R)56G1	107	GFCB853	123	GFCSH7231	114
GDDB(L/R)TS7843	31	GDT12W(L/R)56T1	107	GFCB8531	118	GFCSH7232	114
GDDB(L/R)TS8437	31	GDT344331	109	GFCB854	123	GFCSH7241	114

<i>pattern no.</i>	<i>page</i>	<i>pattern no.</i>	<i>page</i>	<i>pattern no.</i>	<i>page</i>	<i>pattern no.</i>	<i>page</i>
GFCSH7242	114	GHPJ(L/R)GN6637	38	CK324	154	GOBSAG58	138
GFCSH8531	120	GHPJ(L/R)GN7231	38	GK424	154	GOBSAG60	138
GFCSH8532	120	GHPJ(L/R)GN7237	38	GKG24	154	GOBSAG64	138
GFCSH8541	120	GHPJ(L/R)GN7831	38	GKG30	154	GOBSBG30	139
GFCSH8542	120	GHPJ(L/R)GN7837	38	GKT24	154	GOBSBG36	139
GFCSW(L/R)7231	114	GHPJ(L/R)GN8431	38	GKT30	154	GOBSBG40	139
GFCSW(L/R)7232	114	GHPJ(L/R)GN8437	38	GLB(L/R)24	159	GOBSBG42	139
GFCSW(L/R)7241	114	GHPJ(L/R)GR6631	42	GLS324	157	GOBSBG46	139
GFCSW(L/R)7242	114	GHPJ(L/R)GR6637	42	GLS424	157	GOBSBG48	139
GFCSW(L/R)8531	119	GHPJ(L/R)GR7231	42	GLS924	157	GOBSBG52	139
GFCSW(L/R)8532	119	GHPJ(L/R)GR7237	42	GLS930	157	GOBSBG54	139
GFCSW(L/R)8541	119	GHPJ(L/R)GR7831	42	GLSG24	157	GOBSBG58	139
GFCSW(L/R)8542	119	GHPJ(L/R)GR7837	42	GLSG30	157	GOBSBG60	139
GFCW7231	113	GHPJ(L/R)GR8431	42	GLSI3	158	GOBSBG64	139
GFCW7232	113	GHPJ(L/R)GR8437	42	GLSI4	158	GOBSCG30	140
GFCW7241	113	GHPJ(L/R)TF6631	40	GLSIG	158	GOBSCG36	140
GFCW7242	113	GHPJ(L/R)TF6637	40	GLSIT	158	GOBSCG40	140
GFCW8531	119	GHPJ(L/R)TF7231	40	GLST24	157	GOBSCG42	140
GFCW8532	119	GHPJ(L/R)TF7237	40	GLST30	157	GOBSCG46	140
GFCW8541	119	GHPJ(L/R)TF7831	40	GLTHB1824	167	GOBSCG48	140
GFCW8542	119	GHPJ(L/R)TF7837	40	GMPF2016	161	GOBSCG52	140
GFCW(L/R)72G1	112	GHPJ(L/R)TF8431	40	GMPFH2016	161	GOBSCG54	140
GFCW(L/R)72G2	112	GHPJ(L/R)TF8437	40	GMSCB	166	GOBSCG58	140
GFCW(L/R)85G1	112	GHPJ(L/R)TN6631	38	GO2CP	166	GOBSCG60	140
GFCW(L/R)85G2	112	GHPJ(L/R)TN6637	38	GOBDAG30	141	GOBSCG64	140
GGPT6030	36	GHPJ(L/R)TN7231	38	GOBDAG36	141	GOCTGD	150
GGPT6630	36	GHPJ(L/R)TN7237	38	GOBDAG40	141	GOCTGW	150
GGPT6636	36	GHPJ(L/R)TN7831	38	GOBDAG42	141	GOID25	150
GGPT7230	36	GHPJ(L/R)TN7837	38	GOBDAG46	141	GOID27	150
GGPT7236	36	GHPJ(L/R)TN8431	38	GOBDAG48	141	GOID28	150
GGPT7830	36	GHPJ(L/R)TN8437	38	GOBDAG52	141	GOID29	150
GGPT7836	36	GHPJ(L/R)TR6631	42	GOBDAG54	141	GOID31	150
GGPT8430	36	GHPJ(L/R)TR6637	42	GOBDAG58	141	GOID32	150
GGPT8436	36	GHPJ(L/R)TR7231	42	GOBDAG60	141	GOID33	150
GH324	156	GHPJ(L/R)TR7237	42	GOBDAG64	141	GOID35	150
GH424	156	GHPJ(L/R)TR7831	42	GOBDBC30	142	GP9C8430	47
GHCM48	164	GHPJ(L/R)TR7837	42	GOBDBC36	142	GP9C9630	47
GHCM50	164	GHPJ(L/R)TR8431	42	GOBDBC40	142	GP9W8430	47
GHCM53	164	GHPJ(L/R)TR8437	42	GOBDBC42	142	GP9W9630	47
GHCM54	164	GHPT6030	36	GOBDBC46	142	GPCBSP	165
GHCM56	164	GHPT6630	36	GOBDBC48	142	GPECG(L/R)24	158
GHCM59	164	GHPT6636	36	GOBDBC52	142	GPECG(L/R)30	158
GHCM60	164	GHPT7230	36	GOBDBC54	142	GPECT(L/R)24	158
GHCME53	164	GHPT7236	36	GOBDBC58	142	GPECT(L/R)30	158
GHCME59	164	GHPT7830	36	GOBDBC60	142	GPHG(L/R)24	156
GHG(L/R)24	156	GHPT7836	36	GOBDBC64	142	GPHG(L/R)30	156
GHG(L/R)30	156	GHPT8430	36	GOBDCC30	143	PHHT(L/R)24	156
GHPC6030	34	GHPT8436	36	GOBDCC36	143	CPHT(L/R)30	156
GHPC6630	34	GHPW6030	32	GOBDCC40	143	GPPC8430	47
GHPC6636	34	GHPW6630	32	GOBDCC42	143	GPPC9630	47
GHPC7230	34	GHPW6636	32	GOBDCC46	143	GPPW8430	47
GHPC7236	34	GHPW7230	32	GOBDCC48	143	GPPW9630	47
GHPC7830	34	GHPW7236	32	GOBDCC52	143	GRE(L/R)FF3625	49
GHPC7836	34	GHPW7830	32	GOBDCC54	143	GRE(L/R)FF4225	49
GHPC8430	34	GHPW7836	32	GOBDCC58	143	GRE(L/R)FF4825	49
GHPC8436	34	GHPW8430	32	GOBDCC60	143	GRE(L/R)FF5425	49
GHPJ(L/R)CF6631	40	GHPW8436	32	GOBDCC64	143	GRE(L/R)UF3624	49
GHPJ(L/R)CF6637	40	GHT(L/R)24	156	GOBSAG30	138	GRE(L/R)UF4224	49
GHPJ(L/R)CF7231	40	GHT(L/R)30	156	GOBSAG36	138	GRE(L/R)UF4824	49
GHPJ(L/R)CF7237	40	CJ324	154	GOBSAG40	138	GRE(L/R)UF5424	49
GHPJ(L/R)CF7831	40	CJ424	154	GOBSAG42	138	GRJ(L/R)GFF5425	52
GHPJ(L/R)CF7837	40	GJC24	154	GOBSAG46	138	GRJ(L/R)GFF6025	52
GHPJ(L/R)CF8431	40	GJC30	154	GOBSAG48	138	GRJ(L/R)GFF6625	52
GHPJ(L/R)CF8437	40	CJT24	154	GOBSAG52	138	CRJ(L/R)GFN5425	50
GHPJ(L/R)GN6631	38	CJT30	154	GOBSAG54	138	GRJ(L/R)GFN6025	50

<i>pattern no.</i>	<i>page</i>	<i>pattern no.</i>	<i>page</i>	<i>pattern no.</i>	<i>page</i>	<i>pattern no.</i>	<i>page</i>
GRJ(L/R)GFN6625	50	GRPC7836	34	CRPJ(L/R)TR7831	41	GRSF5425	162
GRJ(L/R)GRH5424	54	GRPC8430	34	CRPJ(L/R)TR7837	41	GRSF6024	162
GRJ(L/R)GRH6024	54	GRPC8436	34	CRPJ(L/R)TR8431	41	GRSF6025	162
GRJ(L/R)GRH6624	54	GRPCPF(L/R)6030	35	CRPJ(L/R)TR8437	41	GRSF6624	162
GRJ(L/R)GUF5424	52	GRPCPF(L/R)6630	35	CRPT6030	36	GRSF6625	162
GRJ(L/R)GUF6024	52	GRPCPF(L/R)6636	35	CRPT6630	36	GRSF7224	162
GRJ(L/R)GUF6624	52	GRPCPF(L/R)7230	35	CRPT6636	36	GRSF7225	162
GRJ(L/R)GUN5424	50	GRPCPF(L/R)7236	35	CRPT7230	36	GRSF7824	162
GRJ(L/R)GUN6024	50	GRPCPF(L/R)7830	35	CRPT7236	36	GRSF7825	162
GRJ(L/R)GUN6624	50	GRPCPF(L/R)7836	35	CRPT7830	36	GRSF8424	162
GRJ(L/R)TFF5425	52	GRPCPF(L/R)8430	35	CRPT7836	36	GRSF8425	162
GRJ(L/R)TFF6025	52	GRPCPF(L/R)8436	35	CRPT8430	36	GRSF9024	162
GRJ(L/R)TFF6625	52	GRPCPV(L/R)6030	35	CRPT8436	36	GRSF9025	162
GRJ(L/R)TFN5425	50	GRPCPV(L/R)6630	35	CRPW6030	32	GRSF9624	162
GRJ(L/R)TFN6025	50	GRPCPV(L/R)6636	35	CRPW6630	32	GRSF9625	162
GRJ(L/R)TFN6625	50	GRPCPV(L/R)7230	35	CRPW6636	32	GSBFF4821	48
GRJ(L/R)TRH5424	54	GRPCPV(L/R)7236	35	CRPW7230	32	GSBFF4825	48
GRJ(L/R)TRH6024	54	GRPCPV(L/R)7830	35	CRPW7236	32	GSBFF5421	48
GRJ(L/R)TRH6624	54	GRPCPV(L/R)7836	35	CRPW7830	32	GSBFF5425	48
GRJ(L/R)TUF5424	52	GRPCPV(L/R)8430	35	CRPW7836	32	GSBFU4820	48
GRJ(L/R)TUF6024	52	GRPCPV(L/R)8436	35	CRPW8430	32	GSBFU4824	48
GRJ(L/R)TUF6624	52	CRPJ(L/R)GF6631	39	CRPW8436	32	GSBFU5420	48
GRJ(L/R)TUN5424	50	CRPJ(L/R)GF6637	39	CRPWPF(L/R)6030	33	GSBFU5424	48
GRJ(L/R)TUN6024	50	CRPJ(L/R)GF7231	39	CRPWPF(L/R)6630	33	GSBN4820	48
GRJ(L/R)TUN6624	50	CRPJ(L/R)GF7237	39	CRPWPF(L/R)6636	33	GSBN4824	48
GRK(L/R)GFF5425	53	CRPJ(L/R)GF7831	39	CRPWPF(L/R)7230	33	GSBN5420	48
GRK(L/R)GFF6025	53	CRPJ(L/R)GF7837	39	CRPWPF(L/R)7236	33	GSBN5424	48
GRK(L/R)GFF6625	53	CRPJ(L/R)GF8431	39	CRPWPF(L/R)7830	33	GSBRH4824	48
GRK(L/R)GFN5425	51	CRPJ(L/R)GF8437	39	CRPWPF(L/R)7836	33	GSBRH4830	48
GRK(L/R)GFN6025	51	CRPJ(L/R)GN6631	37	CRPWPF(L/R)8430	33	GSBRH5424	48
GRK(L/R)GFN6625	51	CRPJ(L/R)GN6637	37	CRPWPF(L/R)8436	33	GSBRH5430	48
GRK(L/R)GRH5424	55	CRPJ(L/R)GN7231	37	CRPWPV(L/R)6030	33	GSDBJ(L/R)GF7237	26
GRK(L/R)GRH6024	55	CRPJ(L/R)GN7237	37	CRPWPV(L/R)6630	33	GSDBJ(L/R)GF7243	26
GRK(L/R)GRH6624	55	CRPJ(L/R)GN7831	37	CRPWPV(L/R)6636	33	GSDBJ(L/R)GF7837	26
GRK(L/R)GUF5424	53	CRPJ(L/R)GN7837	37	CRPWPV(L/R)7230	33	GSDBJ(L/R)GF7843	26
GRK(L/R)GUF6024	53	CRPJ(L/R)GN8431	37	CRPWPV(L/R)7236	33	GSDBJ(L/R)GF8437	26
GRK(L/R)GUF6624	53	CRPJ(L/R)GN8437	37	CRPWPV(L/R)7830	33	GSDBJ(L/R)GF8443	26
GRK(L/R)GUN5424	51	CRPJ(L/R)GR6631	41	CRPWPV(L/R)7836	33	GSDBJ(L/R)GR7237	27
GRK(L/R)GUN6024	51	CRPJ(L/R)GR6637	41	CRPWPV(L/R)8430	33	GSDBJ(L/R)GR7243	27
GRK(L/R)GUN6624	51	CRPJ(L/R)GR7231	41	CRPWPV(L/R)8436	33	GSDBJ(L/R)GR7837	27
GRK(L/R)TFF5425	53	CRPJ(L/R)GR7237	41	GRSB7231	163	GSDBJ(L/R)GR7843	27
GRK(L/R)TFF6025	53	CRPJ(L/R)GR7831	41	GRSB7237	163	GSDBJ(L/R)GR8437	27
GRK(L/R)TFF6625	53	CRPJ(L/R)GR7837	41	GRSB7831	163	GSDBJ(L/R)GR8443	27
GRK(L/R)TFN5425	51	CRPJ(L/R)GR8431	41	GRSB7837	163	GSDBJ(L/R)GS7237	28
GRK(L/R)TFN6025	51	CRPJ(L/R)GR8437	41	GRSB8431	163	GSDBJ(L/R)GS7243	28
GRK(L/R)TFN6625	51	CRPJ(L/R)TF6631	39	GRSB8437	163	GSDBJ(L/R)GS7837	28
GRK(L/R)TRH5424	54	CRPJ(L/R)TF6637	39	GRSB9031	163	GSDBJ(L/R)GS7843	28
GRK(L/R)TRH6024	54	CRPJ(L/R)TF7231	39	GRSB9037	163	GSDBJ(L/R)GS8437	28
GRK(L/R)TRH6624	54	CRPJ(L/R)TF7237	39	GRSF10224	162	GSDBJ(L/R)GS8443	28
GRK(L/R)TUF5424	53	CRPJ(L/R)TF7831	39	GRSF10225	162	GSDBJ(L/R)TF7237	26
GRK(L/R)TUF6024	53	CRPJ(L/R)TF7837	39	GRSF10824	162	GSDBJ(L/R)TF7243	26
GRK(L/R)TUF6624	53	CRPJ(L/R)TF8431	39	GRSF10825	162	GSDBJ(L/R)TF7837	26
GRK(L/R)TUN5424	51	CRPJ(L/R)TF8437	39	GRSF11424	162	GSDBJ(L/R)TF7843	26
GRK(L/R)TUN6024	51	CRPJ(L/R)TN6631	37	GRSF11425	162	GSDBJ(L/R)TF8437	26
GRK(L/R)TUN6624	51	CRPJ(L/R)TN6637	37	GRSF12024	162	GSDBJ(L/R)TF8443	26
GRL(L/R)3624	49	CRPJ(L/R)TN7231	37	GRSF12025	162	GSDBJ(L/R)TR7237	27
GRL(L/R)4224	49	CRPJ(L/R)TN7237	37	GRSF3024	162	GSDBJ(L/R)TR7243	27
GRL(L/R)4824	49	CRPJ(L/R)TN7831	37	GRSF3025	162	GSDBJ(L/R)TR7837	27
GRL(L/R)5424	49	CRPJ(L/R)TN7837	37	GRSF3624	162	GSDBJ(L/R)TR7843	27
GRPC6030	34	CRPJ(L/R)TN8431	37	GRSF3625	162	GSDBJ(L/R)TR8437	27
GRPC6630	34	CRPJ(L/R)TN8437	37	GRSF4224	162	GSDBJ(L/R)TR8443	27
GRPC6636	34	CRPJ(L/R)TR6631	41	GRSF4225	162	GSDBJ(L/R)TS7237	28
GRPC7230	34	CRPJ(L/R)TR6637	41	GRSF4824	162	GSDBJ(L/R)TS7243	28
GRPC7236	34	CRPJ(L/R)TR7231	41	GRSF4825	162	GSDBJ(L/R)TS7837	28
GRPC7830	34	CRPJ(L/R)TR7237	41	GRSF5424	162	GSDBJ(L/R)TS7843	28

<i>pattern no.</i>	<i>page</i>	<i>pattern no.</i>	<i>page</i>	<i>pattern no.</i>	<i>page</i>	<i>pattern no.</i>	<i>page</i>
GSDBJ(L/R)TS8437	28	GWHCA39620	93	GWHODCG90	133	GWHOSBC120	125
GSDBJ(L/R)TS8443	28	GWHCA410820	93	GWHODCG96	133	GWHOSBC30	125
GSDJ(L/R)CF7231	20	GWHCA411420	93	GWHODDG102	134	GWHOSBC36	125
GSDJ(L/R)CF7237	20	GWHCA412020	93	GWHODDG108	134	GWHOSBC42	125
GSDJ(L/R)CF7831	20	GWHCB(L/R)310220	94	GWHODDG114	134	GWHOSBC48	125
GSDJ(L/R)CF7837	20	GWHCB(L/R)310820	94	GWHODDG120	134	GWHOSBC54	125
GSDJ(L/R)CF8431	20	GWHCB(L/R)39020	94	GWHODDG60	134	GWHOSBC60	125
GSDJ(L/R)CF8437	20	GWHCB(L/R)39620	94	GWHODDG66	134	GWHOSBC66	125
GSDJ(L/R)CR7231	21	GWHCB(L/R)410820	94	GWHODDG72	134	GWHOSBC72	125
GSDJ(L/R)CR7237	21	GWHCB(L/R)411420	94	GWHODDG78	134	GWHOSBC78	125
GSDJ(L/R)CR7831	21	GWHCB(L/R)412020	94	GWHODDG84	134	GWHOSBC84	125
GSDJ(L/R)CR7837	21	GWHCE39020	95	GWHODDG90	134	GWHOSBC90	125
GSDJ(L/R)CR8431	21	GWHCE39620	95	GWHODDG96	134	GWHOSBC96	125
GSDJ(L/R)CR8437	21	GWHCE410220	95	GWHODEG102	135	GWHOSCC102	126
GSDJ(L/R)CS7231	22	GWHCE410820	95	GWHODEG108	135	GWHOSCC108	126
GSDJ(L/R)CS7237	22	GWHCF(L/R)39020	96	GWHODEG114	135	GWHOSCC114	126
GSDJ(L/R)CS7831	22	GWHCF(L/R)39620	96	GWHODEG120	135	GWHOSCC120	126
GSDJ(L/R)CS7837	22	GWHCF(L/R)410220	96	GWHODEG60	135	GWHOSCC30	126
GSDJ(L/R)CS8431	22	GWHCF(L/R)410820	96	GWHODEG66	135	GWHOSCC36	126
GSDJ(L/R)CS8437	22	GWHODAG102	131	GWHODEG72	135	GWHOSCC42	126
GSDJ(L/R)TF7231	20	GWHODAG108	131	GWHODEG78	135	GWHOSCC48	126
GSDJ(L/R)TF7237	20	GWHODAG114	131	GWHODEG84	135	GWHOSCC54	126
GSDJ(L/R)TF7831	20	GWHODAG120	131	GWHODEG90	135	GWHOSCC60	126
GSDJ(L/R)TF7837	20	GWHODAG30	131	GWHODEG96	135	GWHOSCC66	126
GSDJ(L/R)TF8431	20	GWHODAG36	131	GWHODFG102	136	GWHOSCC72	126
GSDJ(L/R)TF8437	20	GWHODAG42	131	GWHODFG108	136	GWHOSCC78	126
GSDJ(L/R)TR7231	21	GWHODAG48	131	GWHODFG114	136	GWHOSCC84	126
GSDJ(L/R)TR7237	21	GWHODAG54	131	GWHODFG120	136	GWHOSCC90	126
GSDJ(L/R)TR7831	21	GWHODAG60	131	GWHODFG60	136	GWHOSCC96	126
GSDJ(L/R)TR7837	21	GWHODAG66	131	GWHODFG66	136	GWHOSDG102	127
GSDJ(L/R)TR8431	21	GWHODAG72	131	GWHODFG72	136	GWHOSDG108	127
GSDJ(L/R)TR8437	21	GWHODAG78	131	GWHODFG78	136	GWHOSDG114	127
GSDJ(L/R)TS7231	22	GWHODAG84	131	GWHODFG84	136	GWHOSDG120	127
GSDJ(L/R)TS7237	22	GWHODAG90	131	GWHODFG90	136	GWHOSDG60	127
GSDJ(L/R)TS7831	22	GWHODAG96	131	GWHODFG96	136	GWHOSDG66	127
GSDJ(L/R)TS7837	22	GWHODBC102	132	GWHODCG102	137	GWHOSDG72	127
GSDJ(L/R)TS8431	22	GWHODBC108	132	GWHODCG108	137	GWHOSDG78	127
GSDJ(L/R)TS8437	22	GWHODBC114	132	GWHODCG114	137	GWHOSDG84	127
GSK324	158	GWHODBC120	132	GWHODCG120	137	GWHOSDC90	127
GSK424	158	GWHODBC30	132	GWHODCG60	137	GWHOSDC96	127
GSKG24	157	GWHODBC36	132	GWHODCG66	137	GWHOSEG102	128
GSKG30	157	GWHODBC42	132	GWHODCG72	137	GWHOSEG108	128
GSKT24	157	GWHODBC48	132	GWHODCG78	137	GWHOSEG114	128
GSKT30	157	GWHODBC54	132	GWHODCG84	137	GWHOSEG120	128
GT2TB	166	GWHODBC60	132	GWHODCG90	137	GWHOSEG60	128
GTEP25	159	GWHODBC66	132	GWHODCG96	137	GWHOSEG66	128
GTEP(L/R)24	159	GWHODBC72	132	GWHOSAG102	124	GWHOSEG72	128
GTLT5E19	149	GWHODBC78	132	GWHOSAG108	124	GWHOSEG78	128
GTLT5E25	149	GWHODBC84	132	GWHOSAG114	124	GWHOSEG84	128
GTLT5E37	149	GWHODBC90	132	GWHOSAG120	124	GWHOSEG90	128
GTLT5E49	149	GWHODBC96	132	GWHOSAG30	124	GWHOSEG96	128
GTLT5E61	149	GWHODCC102	133	GWHOSAG36	124	GWHOSFG102	129
GTLT5E73	149	GWHODCC108	133	GWHOSAG42	124	GWHOSFG108	129
GTLT5E85	149	GWHODCC114	133	GWHOSAG48	124	GWHOSFG114	129
GTS72L	153	GWHODCC120	133	GWHOSAG54	124	GWHOSFG120	129
GTS72R	153	GWHODCC30	133	GWHOSAG60	124	GWHOSFG60	129
GTS85L	153	GWHODCC36	133	GWHOSAG66	124	GWHOSFG66	129
GTS85R	153	GWHODCC42	133	GWHOSAG72	124	GWHOSFG72	129
GWFLA27	160	GWHODCC48	133	GWHOSAG78	124	GWHOSFG78	129
GWFLC27	160	GWHODCC54	133	GWHOSAG84	124	GWHOSFG84	129
GWFLR26	160	GWHODCC60	133	GWHOSAG90	124	GWHOSFG90	129
GWFLR28	160	GWHODCC66	133	GWHOSAG96	124	GWHOSFG96	129
GWHCA310220	93	GWHODCC72	133	GWHOSBC102	125	GWHOSCG102	130
GWHCA310820	93	GWHODCC78	133	GWHOSBC108	125	GWHOSCG108	130
GWHCA39020	93	GWHODCC84	133	GWHOSBC114	125	GWHOSCG114	130

<i>pattern no.</i>	<i>page</i>	<i>pattern no.</i>	<i>page</i>
GWHOSCG120	130	GWHTBB64	151
GWHOSCG60	130	GWHTBGCW30	152
GWHOSCG66	130	GWHTBGCW36	152
GWHOSCG72	130	GWHTBGCW40	152
GWHOSCG78	130	GWHTBGCW42	152
GWHOSCG84	130	GWHTBGCW46	152
GWHOSCG90	130	GWHTBGCW48	152
GWHOSCG96	130	GWHTBGCW52	152
GWHS102	144	GWHTBGCW54	152
GWHS108	144	GWHTBGCW58	152
GWHS114	144	GWHTBGCW60	152
GWHS120	144	GWHTBGCW64	152
GWHS4108WC	145	GWHTBCW102	152
GWHS4108WN	145	GWHTBCW108	152
GWHS472WC	145	GWHTBCW114	152
GWHS472WN	145	GWHTBCW120	152
GWHS484WC	145	GWHTBCW30	152
GWHS484WN	145	GWHTBCW36	152
GWHS496WC	145	GWHTBCW42	152
GWHS496WN	145	GWHTBCW48	152
GWHS5108WC	145	GWHTBCW54	152
GWHS5108WN	146	GWHTBCW60	152
GWHS572WC	145	GWHTBCW66	152
GWHS572WN	146	GWHTBCW72	152
GWHS584WC	145	GWHTBCW78	152
GWHS584WN	146	GWHTBCW84	152
GWHS596WC	145	GWHTBCW90	152
GWHS596WN	146	GWHTBCW96	152
GWHS90	144	GSMPD	167
GWHS96	144	GWSS48	166
GWHSID	167	GWSS54	166
GWHSTB1108	147	GWSS60	166
GWHSTB172	147	GWSS66	166
GWHSTB184	147	GWSS72	166
GWHSTB196	147	GWSS78	166
GWHSTB2108	147	GWSS84	166
GWHSTB272	147		
GWHSTB284	147		
GWHSTB296	147		
GWHTB102	151		
GWHTB108	151		
GWHTB114	151		
GWHTB120	151		
GWHTB30	151		
GWHTB36	151		
GWHTB42	151		
GWHTB48	151		
GWHTB54	151		
GWHTB60	151		
GWHTB66	151		
GWHTB72	151		
GWHTB78	151		
GWHTB84	151		
GWHTB90	151		
GWHTB96	151		
GWHTBB30	151		
GWHTBB36	151		
GWHTBB40	151		
GWHTBB42	151		
GWHTBB46	151		
GWHTBB48	151		
GWHTBB52	151		
GWHTBB54	151		
GWHTBB58	151		
GWHTBB60	151		

Selling Policy

	<p>This Selling Policy supercedes all previous selling policies. Prices, discounts and product offerings are subject to change without notice.</p>
Terms & Conditions of Sales	<p>Sales by Knoll, Inc. or Knoll North America Corp. ("Seller") of Knoll Product Lines (hereinafter "Products") within the United States and Canada are made only on the terms which are contained in this Selling Policy. Seller hereby gives notice of its objection to any different or additional terms and conditions. This sale is expressly conditional upon Purchaser's assent to the terms and conditions set forth below. Additional terms and conditions may apply to KnollStudio and KnollTextiles orders. These terms and conditions may be modified or supplemented only by a written document signed by an authorized representative of Seller. These terms and conditions supercede any prior and/or contemporaneous agreements or correspondence between Purchaser and Seller. Written quotations expire thirty (30) days from the date of issuance and can be withdrawn by written notice anytime during that period. Where Purchaser and Seller have entered into the Knoll Electronic Terms and Conditions, all orders, acknowledgements, invoices and other business communications placed or transmitted in accordance with the Knoll Electronic Terms and Conditions shall be deemed to be in writing and signed and shall be valid for all purposes as if they were originated and maintained in documentary form.</p>
Ordering Information	<p>All orders must be in writing. The product pattern number(s) contained on Seller's order acknowledgement shall be the final expression of the order.</p>
Order Confirmation	<p>A purchase order is not binding on Seller until Purchaser has received Seller's order confirmation or acknowledgment.</p>
Pricing Policies	<p>List prices are subject to change without notice.</p> <p>List prices shall be those prices in effect on the date of receipt of a complete purchase order unless shipment is requested more than ninety (90) days after order entry in which case prices in effect on the date of shipment apply. List prices include specified freight costs. Unless specified in writing by Seller, no other charges are included in Seller's list prices.</p>
Taxes	<p>All sales, use, excise and other taxes applicable to the sale of the Products shall be paid by Purchaser. If Purchaser claims an exemption from any tax, Purchaser shall submit to Seller the appropriate exemption certificates.</p>
Terms of Payment	<p>Payment for one hundred percent (100%) of the net order amount is due within thirty (30) days of the date of invoice, which is generally issued upon shipment. In case of any discrepancies, such as shortages, and Seller is notified in writing within ten (10) days of receipt of Product, only that portion may be deducted and the balance paid. For orders greater than \$100,000 net, a fifty percent (50%) deposit is due at the time of order placement, with the remainder due within thirty (30) days of the date of invoice.</p> <p>KnollStudio orders less than \$2,000 require payment for one hundred percent (100%) of the net order amount (including any applicable sales tax and charges for inside delivery, special packaging, etc.), due at time of order placement. For KnollStudio orders greater than \$2,000, a one-half (50%) deposit is due at time of order placement with the remainder (including any applicable sales tax and charges for inside delivery, special packaging, etc.) due prior to shipment.</p> <p>If, in the judgment of Seller, Purchaser's financial condition does not justify the terms of the payment, Seller may require full or partial payment in advance.</p> <p>Past due accounts shall be charged one and one-half percent (1.5%) per month, or the highest rate permitted by law, whichever is less, and will be added to the outstanding balance. In the event Purchaser defaults on payment, Purchaser shall be liable for all collection costs, including reasonable attorney's fees and costs.</p>
Changes and Cancellation	<p>Purchase orders may not be changed or cancelled, in whole or in part, without prior written consent of Seller. Changes may effect delivery dates. Expenses incurred because of changes shall be charged to Purchaser. In the event of cancellations, Purchaser will be liable for reasonable cancellation charges established by Seller. Orders for special Product, orders including "COM" (hereinafter defined) material and orders pursuant to expedited delivery programs, may not be canceled.</p>
Freight Prepaid	<p>Freight is prepaid and included in the price of all Products, except KnollTextiles, within the 48 contiguous United States for orders placed with Knoll, Inc. and within Canada, excluding the Yukon, Northwest Territories, Nunavut and Newfoundland for orders placed with Knoll North America Corp. Packing is tested for rigorous motion and transportation but is not guaranteed to protect furniture from all conditions. If special packaging is required for any reason, please consult with your sales representative or dealer. Seller shall select the method of shipment and routing. Freight for all KnollTextiles orders is prepaid and added to the invoice.</p>
Delivery/Freight Charges	<p>Shipments outside the contiguous 48 United States and Canada shall be shipped F.O.B. Origin.</p> <p>For shipments outside the contiguous United States and Canada, Purchaser is responsible for the cost of freight from point of embarkation, including any handling and transportation charges incidental to loading at the point of departure and unloading at the final destination.</p> <p>Conditions beyond the control of Seller, including weather, available facilities and traffic conditions, may affect exact time of delivery. Seller shall not be responsible for specific carrier delivery date or time unless it has made a specific delivery commitment, in writing.</p> <p>Nonstandard methods of shipment and/or additional services are available upon request. Purchaser will be billed for the differential cost of any special services in excess of standard surface carrier freight costs. Premium charges, at Purchaser's request, will be added for airfreight, exclusive use of vehicle and extra, export or special packaging. Accessorial charges will be added for inside delivery, extra labor, reassignment and redelivery.</p> <p>Partial shipments may be made and invoiced by Seller.</p>
Claims	<p>All shipments for Knoll Products within the contiguous United States and Canada are F.O.B. Origin. All risk of loss passes to Purchaser at time of delivery to carrier. Purchaser shall inspect all Products upon receipt and notify Seller within ten (10) working days after receipt of any damage or defects which are, or should be, apparent from an inspection of the Product and its packaging. Failure of Purchaser to notify Seller during the ten (10) working day period shall constitute acceptance of the Products and waiver of any apparent defects, errors or shortages. For all claims relating to Product damaged in transit or for any other claims relating to or arising out of the transportation of the Product, Purchaser must seek recovery from the carrier and Seller has no liability to Purchaser for such claims. Seller may, upon request, assist Purchaser with filing of such claims with the carrier, but Seller will not be liable for any of these transportation related claims.</p>
Seller's Security Interest	<p>Until Seller receives the full payment for the Product, Seller shall have a security interest in the Product. Purchaser agrees to perform all acts, including but not limited to the execution and filing of documentation, which may be necessary to perfect and assure the security interest of Seller.</p>
Returns	<p>The return of Products without a written authorization by Seller shall not be accepted. To receive authorization for Product return, please call Customer Service. All Products that are returned pursuant to a valid authorization shall be subject to a twenty-five percent (25%) of list restocking charge. Products not currently offered for sale by Seller (including COM) shall not be authorized for return. All returned Products must be unused, in original condition and in the original Seller packing cartons. No refund or credit shall be given for damaged Products.</p>
Held Orders/Storage	<p>If Purchaser requests that an order be held or delayed, prices and terms and conditions in effect at the time of shipment shall apply. If Purchaser requests a delay after the time when Seller can defer production, Purchaser will be invoiced for the Product, payable in accordance with standard terms, when the order is ready for shipment. Seller may transfer the Product to storage, in which case all expenses incurred in connection with storage, including demurrage, preparation for storage, storage charges and handling shall be payable by Purchaser upon submission of invoices by Seller. Risk of loss to the Product shall pass to the Purchaser upon delivery of the Product into storage.</p>

Selling Policy

Customer's Own Material	A Purchaser who requests a fabric or other surface material not standard to Seller's line of Products ("COM") must submit samples of the requested material to Seller prior to entry of a purchaser order. Seller shall determine if the material is suitable to its manufacturing processes and meets any requirements of Underwriters Laboratories. If the COM is acceptable, Seller will then establish a price for using the COM or the Product in question. For a description of the procedures for submitting samples and testing, contact customer resources or your sales representative. Seller shall have no responsibility for the appearance, condition, performance, durability, colorfastness or any other physical attribute of the COM. Purchaser shall indemnify and hold Seller harmless for any damages, injuries or losses arising out of or related to use of the COM on the Product.
Warranty	Seller warrants to the original Purchaser only that the Products Seller manufactures and sells to Purchaser are free of defects in workmanship and materials, during the applicable warranty period set forth below. Warranty period set forth below is for 24-hour, 7 days a week, multi shift use (includes parts and labor to repair). Should any failure to conform with this limited warranty appear to a Product listed below during the applicable warranty period from the date of shipment, Seller shall, upon prompt written notice, repair or replace, at its option and costs, the affected part or parts. <i>Product and Period of Warranty</i> <i>Lifetime: Antenna Workspaces, AutoStrada, Calibre, Crinion Open Table, Currents, Dividends Horizon, Morrison, Reff Profiles laminate, Series 2 Storage, Template and other non-wood components (except cascade edge worksurfaces, operational parts, controls, electrical, Lighting, Series 2 Veneer Front Storage, special or custom products, see below)</i> <i>12 Years: Chadwick, Essentials Work Chairs, Generation by Knoll, Life, Moment, MultiGeneration by Knoll, ReGeneration by Knoll, Remix, RPM, Sapper and Toboggan seating (except seating upholstery, textiles, leathers and finishes, see below).</i> <i>10 Years: Anchor Storage except digital keypad lock, Antenna Workspaces, AutoStrada, Crinion Open Table, Dividends Horizon, Dividends Horizon Satellite Surfaces, Reff Profiles, Template wood components, Series 2 Veneer Front Storage, cascade edge worksurfaces, Wood Casegoods (The Graham Collection) (except wood casegoods upholstered surfaces, see below), Reuter overheads, Reuter vertical storage, KnollExtra Sapper Monitor Arm Collection, Sapper XYZ Monitor Arm, Adjustable keyboard mechanisms and platforms, Communication Boards (except fabric board textiles, see below), Smokador collection (except leathers, see below), and Orchestra Universal Systems Accessories, k. lounge structural components.</i> <i>5 Years: Operational parts, controls, electrical, Lighting (except light ballasts, bulbs and power supply, see below), special or custom product, wood veneer products, Currents handcrank, Interaction Counterforce, KnollStudio, Spark Series seating structural elements, structural elements of all KnollStudio outdoor products including all Richard Schultz designed products, KnollExtra CPU storage and all universal storage drawers and Power Collection, Tone Tables.</i> <i>3 Years: Seating upholstery, textiles, leathers and finishes. Fabric boards textiles and Smokador Collection leathers.</i> <i>2 Years: Anchor Storage digital keypad lock, all other KnollExtra product</i> <i>1 Year: Light ballasts, bulbs and power supply, seating upholstered amp pads and soft amp pads, wood casegoods upholstered surfaces. KnollStudio, outdoor product finishes, k. lounge upholstery and k. lounge fabric.</i> This warranty does not apply to: <ul style="list-style-type: none">• Damage caused by a carrier other than the Seller.• Normal wear and tear or acts or omissions of parties other than Seller (including user modification, improper use or installation of Products).• COM or other third party materials applied to Products.• Products not installed by or under the auspices of a Knoll Dealer.• Dramatic temperature variations or exposure to unusual conditions.• Changes in surface finishes, including colorfastness due to aging or exposure to light.• Clear paint finish applied to Antenna Workspaces steel or aluminum part.• Except as specifically noted above, textiles and upholstery supplied by <i>KnollTextiles</i> (consult current <i>KnollTextiles</i> price list for applicable warranty). Natural variations occurring in wood, marble, and leather shall not be considered defects, and the Seller does not guarantee the colorfastness or matching of the colors, grains or textures, or surface hardness of such materials. The Seller also does not guarantee the colorfastness of fiberglass panel surfaces. THE EXPRESS WARRANTIES CONTAINED HEREIN ARE IN LIEU OF ALL OTHER WARRANTIES, EXPRESS OR IMPLIED, INCLUDING ANY WARRANTIES OF MERCHANTABILITY AND FITNESS FOR PARTICULAR PURPOSE AND ALL OTHER WARRANTIES ARISING FROM COURSE OF DEALING OR USAGE OF TRADE. The remedies provided above are the Purchaser's sole remedies for any failure of Seller to comply with its obligations regarding the workmanship of its Products. Correction of any nonconformity in the manner and for the period of time provided shall constitute complete fulfillment of all liabilities of Seller, with respect to or arising out of the Product furnished hereunder.
Delay/Force Majeure	Seller shall not be liable for failure to perform or for delay in performance due to fire, flood, strike or other labor difficulty, act of God, act of any governmental authority or of the Purchaser, riot, embargo, fuel or energy shortage, wrecks or delay in transportation, inability to obtain necessary labor, materials or manufacturing facilities from usual sources or failure of suppliers to meet their contractual obligations, or due to any cause beyond its reasonable control. If any such event occurs, Seller may extend delivery dates by a period of time necessary to overcome the effect of such delay, allocate available Product or cancel any purchase order.
Compliance with Law	PURCHASER IS SOLELY RESPONSIBLE FOR COMPLIANCE WITH ALL APPLICABLE FEDERAL, STATE AND LOCAL LAWS, ORDINANCES, REGULATIONS, RULES AND STANDARDS RELATING TO THE INSTALLATION, MAINTENANCE, USE AND OPERATION OF THE PRODUCTS.
Patents	Subject to the following provisions, Seller shall, at its own expense, defend or, at its option, settle any claim, suit or proceeding brought against the Purchaser, and/or its vendees, mediate and immediate, so far as based on an allegation that any Product or any part thereof furnished hereunder constitutes a direct or a contributory infringement of any claim of any patent of the United States or Canada. This obligation shall be effective only if Purchaser shall have made all payments then due hereunder and if Seller is notified promptly in writing and given authority, information and assistance for the defense of said claim, suit or proceeding. Seller shall pay all damages and costs awarded in such suit or proceedings so defended. The foregoing indemnity does not apply to the following: <ul style="list-style-type: none">• Products supplied according to a design other than that of Seller, and which is required by the Purchaser.• Combination of the Product with another product not furnished hereunder unless Seller is a contributory infringer.• Any settlements of a suit or proceeding made without Seller's written consent.
Limitations of Liability	SELLER, ITS CONTRACTORS, AUTHORIZED DEALERS AND SUBCONTRACTORS OR SUPPLIERS OF ANY TIER SHALL NOT BE LIABLE TO PURCHASER FOR ANY SPECIAL, INDIRECT, INCIDENTAL OR CONSEQUENTIAL DAMAGES ARISING FROM A BREACH OF THIS AGREEMENT. Purchaser's remedies set forth herein are exclusive and the liability of Seller with respect to the breach of this agreement or any contract entered into between the parties pursuant hereto shall not exceed the price of the Product or part on which such liability is based.

KnollKey Lock Program The Graham Collection

KnollKey Lock Program General Information

Following is the KnollKey lock policy, applicable to all products.

Key-alike

For the convenience of the user, furniture may be keyed alike at no charge. Write "Key-alike" in the description of your purchase order for any pedestal, overhead, file or other item you wish to have keyed alike.

Using the key-alike instructions, order cores and keys as line items on your purchase order. Do NOT submit a key-alike form. The Knoll East Greenville Lock Center will select key numbers from the standard range of K 001 - K 250. Key numbers will not be repeated unless over 250 sets are ordered of black core or over 100 sets of matte silver core. Lock cores keyed-alike will ship separately from the product, ready for field installation.

There is no charge for key-alike orders if placed with the furniture order.

IF THE KEY-ALIKE ORDER IS NOT PLACED AT LEAST TWO WEEKS PRIOR TO THE FURNITURE SHIP DATE, A \$50 HANDLING CHARGE AND AIR FREIGHT CHARGES WILL APPLY.

If product is ordered and shipped random-keyed, additional lock cores for key-alike are billable.

Random-Keying

To specify product keyed-random, write "key-random" in the product description. Random-keyed product is shipped with the lock core factory installed. A shrouded key is included. Random means no effort has been made to match key numbers, or to make them different.

Keys

A Knoll shrouded key is shipped with every lock core. 250 Key numbers are available for black core, 100 key numbers for matte silver core. For numbers above 250 or 100 depending on core finish, contact Custom Product Development. Additional keys and key blanks are available. See service parts for more information.

Master Keying

Knoll locks can be controlled by means of a master key. There is no additional per-lock charge for master keying. A letter of approval from the client must accompany orders for master keys.

Installing Lock Cores

Lock cores can be installed or removed in the field by using a change key. Cores must be in the unlocked position to be removed. See service parts for change key pattern number and pricing.

Lock Distribution

All orders for key-alike lock cores/keys are packaged and shipped from the East Greenville Lock Center, regardless of where the pedestals, overhead, or other units are produced. Random keyed product will have cores factory-installed.

Service Parts

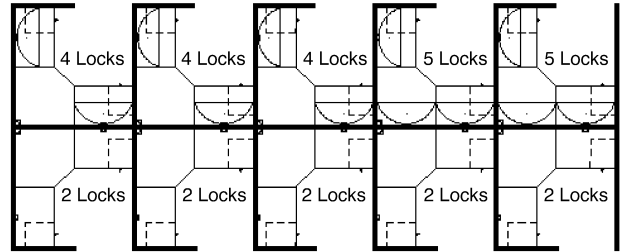
Pattern #	Description	List Price
KKEY_ _ _	Shrouded Key Specify key number desired	\$5
KBLANK	Shrouded Key Blank	\$5
KSPECB_ _ _	Retrofit Universal Core/Key, black core Specify key number desired, 001-250	\$18
KSPECB_ _ _MS	Retrofit Universal Core/Key, matte silver core Specify key number desired, 1-100	\$18
KCHANGE	Change Key	\$5
KMASTER*	Master Key	\$5

*Note: A letter of approval on company letterhead from the client must accompany all orders for master keys.

How to Specify Key-Alike

Following is an example of how to specify key-alike for a cluster of 10 workstations.

Step 1 - Using the project floorplan, count the number of locks in each workstation.



Step 2 - Count the number of workstations with the same quantity of locks. Group together the workstations with a like number of locks.

5 workstations with 2 locks per station
3 workstations with 4 locks per station
2 workstations with 5 locks per station

Step 3 - For the first group (5 sets of 2 locks), enter the number of workstations in the quantity column.

Qty	Pattern #	Description	Unit List	Ext. List
5				

Step 4 - Then enter the pattern number "KSPEC_ _" for black lock cores or "KSPEC_ _MS" for matte silver lock cores and add a suffix for the number of locks for that group (i.e., for 2 locks per station, add the suffix "2"). Up to 30 lock cores are available in a set (i.e., KSPEC 30).

Qty	Pattern #	Description	Unit List	Ext. List
5	KSPEC 2	Set of 2 black cores/keys	N / C	N / C

OR

5	KSPEC 2MS	Set of 2 matte silver cores	N / C	N / C
---	-----------	--------------------------------	-------	-------

Step 5 - Repeat for other groups.

Qty	Pattern #	Description	Unit List	Ext. List
5	KSPEC 2	Set of 2 black cores/keys	N / C	N / C
3	KSPEC 4	Set of 4 black cores/keys	N / C	N / C
2	KSPEC 5	Set of 5 black cores/keys	N / C	N / C

Your Key instructions are complete.

Knoll will select key numbers for each set from 250 available numbers. Additional key numbers are available through Custom Product Development. **For additions to existing installations, specify desired key numbers in the description.**

Knoll furniture can be ordered keyed-alike or random keyed. Key-alike and random keying instructions cannot be mixed on any single order. Only one of the two instructions can be used on an individual order. When an order is submitted with mixed (key-alike and random) instructions, Knoll will release the order as key-alike only and lock cores will have to be specified separately.

KnollKey Lock Program Magnusson

KnollKey Lock Program General Information

Following is the KnollKey lock policy, applicable to all products.

Knoll furniture can be ordered keyed-alike or random keyed. Key-alike and random keying instructions cannot be mixed on any single order. Only one of the two instructions can be used on an individual order.

Key-alike

For the convenience of the user, furniture may be keyed alike at no charge. Write "Key-alike" in the description of your purchase order for any pedestal, overhead, file or other item you wish to have keyed alike.

Using the key-alike instructions, order cores and keys as line items on your purchase order. Do NOT submit a key-alike form. The Knoll East Greenville Lock Center will select key numbers from the standard range of K 001 - K 250. Key numbers will not be repeated unless over 250 sets are ordered. Lock cores keyed-alike will ship separately from the product, ready for field installation.

There is no charge for key-alike orders if placed with the furniture order.

IF THE KEY-ALIKE ORDER IS NOT PLACED AT LEAST TWO WEEKS PRIOR TO THE FURNITURE SHIP DATE, A \$50 HANDLING CHARGE AND AIR FREIGHT CHARGES WILL APPLY.

If product is ordered and shipped random-keyed, additional lock cores for key-alike are billable.

Random-Keying

To specify product keyed-random, write "key-random" in the product description. Random-keyed product is shipped with the lock core factory installed. A shrouded key is included. Random means no effort has been made to match key numbers, or to make them different.

Keys

A Knoll shrouded key is shipped with every lock core. 250 Key numbers are available. For numbers above 250, contact Custom Product Development. Additional keys and key blanks are available. See service parts for more information.

Master Keying

Knoll locks can be controlled by means of a master key. There is no additional per-lock charge for master keying. A letter of approval from the client must accompany orders for master keys.

Installing Lock Cores

Lock cores can be installed or removed in the field by using a change key. Cores must be in the unlocked position to be removed. See service parts for change key pattern number and pricing.

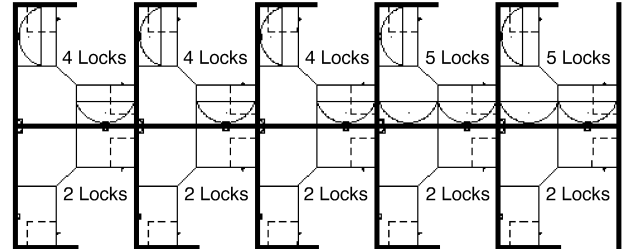
Lock Distribution

All orders for key-alike lock cores/keys are packaged and shipped from the East Greenville Lock Center, regardless of where the pedestals, overhead, or other units are produced. Random keyed product will have cores factory-installed.

How to Specify Key-Alike

Following is an example of how to specify key-alike for a cluster of 10 workstations.

Step 1 - Using the project floorplan, count the number of locks in each workstation.



Step 2 - Count the number of workstations with the same quantity of locks. Group together the workstations with a like number of locks.

5 workstations with 2 locks per station
3 workstations with 4 locks per station
2 workstations with 5 locks per station

Step 3 - For the first group (5 sets of 2 locks), enter the number of workstations in the quantity column.

Qty	Pattern #	Description	Unit List	Ext. List
5				

Step 4 - Then enter the pattern number "KSPEC_ _" and add a suffix for the number of locks for that group (i.e., for 2 locks per station, add the suffix "2"). Up to 30 lock cores are available in a set (i.e., KSPEC 30).

Qty	Pattern #	Description	Unit List	Ext. List
5	KSPEC 2	Set of 2 cores/keys	N / C	N / C

Step 5 - Repeat for other groups.

Qty	Pattern #	Description	Unit List	Ext. List
5	KSPEC 2	Set of 2 cores/keys	N / C	N / C
3	KSPEC 4	Set of 4 cores/keys	N / C	N / C
2	KSPEC 5	Set of 5 cores/keys	N / C	N / C

Your Key instructions are complete.

Knoll will select key numbers for each set from 250 available numbers. Additional key numbers are available through Custom Product Development. **For additions to existing installations, specify desired key numbers in the description.**

Service Parts

Pattern #	Description	List Price
KKEY_ _ _	Shrouded Key Specify key number desired	\$5
KBLANK	Shrouded Key Blank	\$5
KSPECB_ _ _	Retrofit Universal Core/Key Specify key number desired	\$18
KCHANGE	Change Key	\$5
KMASTER*	Master Key	\$5

*Note: A letter of approval on company letterhead from the client must accompany all orders for master keys.

General Ordering Information

The Products

This guide encompasses all standard products for this product group.

Sizes

Dimensions listed in this guide are indicated as:

H = height

W = width

D = depth

Dia. = diameter

Rad. = radius

Pricing

All prices shown are list.

How to Order

Select pattern numbers and quantities required for your complete installation. Product questions can be addressed in the specific sections of this guide or by contacting your sales representative or customer resource representative at 1-800-343-5665.

Next, select options (if required), along with colors and finishes appropriate to each product. Reference the Finishes and Fabrics pages for color designations.

On large installations, an item's "designated area" can be specified to assist in product organization and handling.

To expedite complete / correct entry of your order, be certain all pattern numbers, quantities, colors and area identifications are completely specified. Also, include complete purchase order numbers, bill-to and ship-to addresses, a contact name and specific factory shipping dates required.

Mail all orders to:

Knoll, Inc.

1235 Water Street

P.O. Box 157

East Greenville, PA 18041

Attention: Order Entry

Once your order is entered at Knoll, an acknowledgment will be mailed to you. You will be advised of your scheduled shipping date within five days of the original acknowledgment. If it is necessary to revise your order, please contact your customer resource representative.

Sustainability Statement

Sustainable design is a key component of Knoll's environmental focus. Our commitment to social responsibility and a healthy environment has prompted us to further articulate our longstanding environmental programs and, with encouragement and support from our colleagues in the industry, we have re-energized our focus on such "green" initiatives as life cycle analysis and LEED™ certification. Knoll is proud to have contributed to projects that have received LEED certification from the U.S. Green Building Council.

For the latest information on Knoll products that help our customers achieve LEED certification, log on to knoll.com, click on "About Knoll" and then "Environmental Focus."