

# Calibre

Price List  
February 2015

Chadwick Chair  
Don Chadwick

Essentials Work Chairs  
Jeffrey Bernett and Nicholas Dodziuk



Knoll

Introduction	Knoll and Sustainable Design	2
	Lateral File Planning Overview	3
	Lateral File Sample Bid Technical Specifications	8
	Built-to-Spec Lateral File Considerations	11
	Ordering Calibre Files and Storage	12
	Ordering the Calibre Pedestal	13
	Ordering the Calibre Desk	14
	Calibre Files and Storage	15
	Calibre Pedestal	17
Calibre File Collection	Calibre Desk	19
	Calibre Front Lateral Files - Preconfigured	20
	Calibre Front Hybrids	41
	Calibre Front Wardrobes	44
	Calibre Front Cabinets	47
	Lateral File Worksurface Tops	54
	Calibre Add-on Modules	60
	Calibre Bookcases	61
	Planning Built-to-Spec Calibre Lateral Files	65
	Built-to-Spec Worksheet	66
	Calibre Front Lateral Files- Built-to-Spec	67
	Calibre Front Lateral Files with Individual Locking Drawers	74
	Series 2 Front Lateral Files	80
	Calibre File Accessories	83
Calibre Front Pedestals	Calibre Pedestals	86
Calibre Front Pedestals with Individual Locking Drawers	Calibre Pedestals	106
	Calibre Pedestal Accessories	111
Calibre Front Storage Towers	15" Wide Storage Towers	114
	24" Wide Storage Towers	122
	24" Wide Storage Towers - Full Height Doors	136
	30" Wide Storage Towers	142
	50" High 3/10/10	151
	57" High 3/10/10	152
	64" High 3/10/10	153
	Calibre Tower Accessories	155
Calibre Desk	Calibre Desk	162
	Task Lights	182
Wall Mounting of Knoll Products		183
Alpha-Numeric Index		185
Selling Policy		190
KnollKey Lock Program		192
General Ordering Information		193

# Knoll and Sustainable Design

---

Each year Knoll sets key initiatives in our journey to sustainability. We are members of a global consortium on energy, have adopted a scientific, metrics-based approach to sustainable product design, and maintain a leadership position in establishing universal, verifiable, sustainability standards for our industry.

Knoll promotes independent third-party certification because it provides the most impartial and trustworthy foundation for industry-wide environmental compliance. Certification by established and respected third parties ensures that all manufacturers are held to the same high standards and that customers can trust a company's declaration about the environmental benefits of its products. Knoll third-party partners include: the International Standards Organization (ISO); Forest Stewardship Council (FSC®); Rainforest Alliance; GREENGUARD® Environmental Institute; and The Business and Institutional Furniture Manufacturer's Association (BIFMA) level® certification from Scientific Certification Systems (SCS).

In addition, Knoll is aligned with the U.S. Green Building Council and can help companies, healthcare organizations and educational institutions achieve Leadership in Energy and Environmental Design (LEED®) workplace certification.

## Global Climate Change

- Knoll is a sponsor of the Clinton Global Initiative, which brings together a community of global leaders to devise and implement solutions to some of the world's most pressing challenges, including environmental change.
- Knoll has a comprehensive Energy Management Program to increase energy efficiency in products and processes.

## Life Cycle Assessment (LCA) Tool

- Life Cycle Assessment is a science-based measurement of a product's environmental impacts throughout its life cycle, from raw materials sourcing through manufacture, shipping, use and re-use or end-of-life. LCA enables cradle-to-cradle implementation of sustainable practices.
- Knoll has partnered with The Green Standard.org to develop an affordable, universal ISO-compliant computer-based LCA tool that can be used by the entire contract furniture industry and is partnering on the development of an Environmental Product Declaration System (EPDs) for Knoll products. EPDs are verified documents containing LCA results and additional environmental performance information about a product.

## Setting Industry Standards

- Knoll partners with MTS (The Institute for Market Transformation to Sustainability) to develop the SMaRT® Consensus Sustainable Products Standards, a set of consensus-based sustainable product standards based on the LEED® model, for all building products, fabric, apparel, flooring and carpet. MTS, the developer of SMaRT®, is an accredited American National Standards Institute (ANSI) standard developer.
- Knoll also partners with BIFMA (Business and Institutional Furniture Manufacturers Association) to promote level® sustainability standards for the contract furniture industry.
- Knoll has established FSC® (Forest Stewardship Council) certified wood as the standard for general office open plan office systems, casegoods and tables.
- Knoll has launched Full Circle, a resource recovery program developed with ANEW, to help customers extend the life cycle of surplus furniture, fixtures and equipment (FF&E) in an economically, socially and environmentally responsible manner.
- Our goal is to encourage all manufacturers in the contract furniture industry and related industries to adopt standards that will lead to sustainable products and practices.

*For more information about Knoll and sustainable design, visit [knoll.com/environment](http://knoll.com/environment).*

Calibre files are available in pre-configured and built-to-spec models that incorporate a flexible 1.5" planning module to optimize the best use of space within a case. Most applications can be satisfied with pre-configured files, which are available in the most common configurations. For special applications Calibre can be ordered built-to-spec, which allows thousands of drawer and door configurations.

### Lateral Files, Pre-configured

Calibre pre-configured files are available in 10 heights and 3 widths. All feature the use of a 1.5" vertical planning module. The 1.5" planning module makes better use of space by more efficiently storing and maintaining files, binders, office supplies and other articles as compared to a traditional 3" planning module. There are 9 drawer/door modules heights available to support front-to-back or side-to-side filing of letter, legal, A4, JIS, standard binders and EDP paper sizes.

### Lateral Files, Built-to Spec

Calibre, built-to-spec files allow a wide variety of drawer and shelf

options. Through the combination of the 10 case heights and the 9 drawer modules, thousands of custom case configurations are possible to meet any special application.

### Hybrids Pre-configured

Hybrid storage units combine hinged doors to store binders and supplies with 12" file drawers to support filing. Hybrids are available in heights of 55.5", 63" and 64.5" in widths of 30" and 36".

### Cabinets Pre-configured

A variety of pre-configured storage cabinets with adjustable shelves are available with or without doors in 6 heights and 2 widths. In addition, 3 heights (55.5", 63" and 64.5") and 2 models (Standard and Vertically divided) of wardrobes are offered: a full width wardrobe with two doors, top shelf and coat rod and a vertically divided wardrobe with adjustable shelves on one side and a coat rod on the other. Think of using a Calibre cabinet without doors when you want to have the appearance of a bookcase when aligning a cabinet next to lateral files. Cabinets have the same base detail (1 1/2" tall) of lateral files, as well as the same

overall depth of 18". A Calibre bookcase on the other hand is only 15" deep and has a 2 1/16" high base.

Doors are available in standard Calibre style or with fronts that complement the aesthetic of the Morrison system. Locks are optional for models with doors.

**Note:** Morrison front cabinets are 18 7/8" deep compared to Calibre, which are 18" deep.

### Add-on Modules

Calibre lateral files maybe augmented with add-on modules that help make maximum use of vertical space. Add-on modules are available in 4 nominal heights and 3 widths and can be mounted to any standard Calibre lateral file. Add-on units come with two hinged doors. 27" and 30" modules include one adjustable shelf. Modules are available with or without locks.

**Note:** The actual overall exterior height of Calibre Add-on modules is 14 7/8", 16 3/8", 28 3/8" and 31 3/8"

Add-on modules are for use with Calibre files only. Calibre files, and Add-on modules are 18" deep. Morrison or S2 front lateral files are

18 7/8" deep and have overlay fronts instead of inset fronts as is the case with Calibre files. Therefore, neither Morrison nor S2 front lateral files will accept an Add-on module. Add-on modules will attach to Calibre files manufactured prior to 2003. There is a limit of one Add-on module per case.

### How would you or why would you use an Add-on module?

1. Add-on modules allow for the creation of 6 high or taller case configurations. Match a 55.5" high case (with 5-10.5" drawers) with a 13.5" nominal height Add-on module and you have a low profile 6 high case that provides high-density filing for hanging file folders with an easily accessed space for binder storage.
2. Add-on modules can provide additional storage capacity for binders and supplies by making better use of vertical space. Both 27" and 30" Add-on modules will accommodate two rows of standard size binders.
3. Add-on modules provide more design flexibility by extending the range of case heights.

### Module Application and size

#### Drawer Modules

	Application	Ext H.	Int H.
15" Rollout drawer with hanging rails	EDP, oversized binders, A4 and standard binders	14 7/8"	14 3/8"
13.5" Rollout drawer with hanging rails	Binders, top tab files or tape seals	13 3/8"	13 1/8"
12" Rollout drawer with hanging rails	Top tab hanging and non-hanging files or end tab files	11 7/8"	11 3/8"
10.5" Rollout drawer with hanging rails	Top tab hanging and non-hanging file folders	10 3/8"	10 1/8"
9" Rollout drawer	Oversized specialty items and supplies	8 3/8"	8 3/8"
7.5" Rollout drawer	5 1/4" diskettes, audio tapes and CD-ROM jewel cases	7 3/8"	7 1/8"
6" Rollout drawer	Index cards, microfilm, 3 1/2" diskettes and video tapes	5 7/8"	5 3/8"
3" Rollout drawer	Pens, pencils, business cards and other smaller office supplies	2 7/8"	2 3/8"
1.5" Reference/posting shelf	Touch down platform for sorting or stacking files or documents	1 3/8"	N/A

#### Drawer Modules\*

	Application	Ext H.	Int H.
15" Receding door fixed shelf	EDP, oversized binders, A4 or standard binders	14 7/8"	13 1/4"
13.5" Receding door fixed shelf	Standard binders or suspended top tab files or tape seals	13 3/8"	11 3/4"
12" Receding door fixed shelf	Top tab hanging and non-hanging files or end tab files	11 7/8"	10"
15" Receding door pullout shelf	EDP, oversized binders, A4 or standard binders	14 7/8"	13 1/4"
13.5" Receding door pullout shelf	Standard binders or suspended top tab files or tape seals	13 3/8"	11 3/4"
12" Receding door pullout shelf	Top tab hanging and non-hanging files or end tab files	11 7/8"	10"

\*Interior height is reduced by 15" at hinge location

# Lateral File Planning Overview

## *Calibre Planning and Technical Specifications*

---

To prevent lateral file/tower from tipping over and causing injury:

- Read and follow installation instructions shipped with each lateral file/tower before use. Consult your Knoll dealer for further details.
- Lateral files/towers must be leveled using adjustable glides in the base.
- Lateral files should be ganged (connected) to adjacent lateral files or anchored to a floor or wall. If not ganged or anchored the lateral file must be counter-weighted using counter weight kits recommended in the installation instructions.
- Each lateral file and some towers are equipped with a safety interlock system which prevents opening more than one drawer at a time. Do not attempted to override the interlock system by opening two drawers simultaneously, since the lateral file/tower may tip. (Does not apply to all towers.)
- Load tower drawers first and place the heaviest items in the lowest drawer. Reverse the process when unloading. Distribute weight evenly within each drawer.

It is recommended that all 27"h, 34.5"h and 39"h files be ganged together, to a wall/floor or utilized a counter weight kit to prevent topping when fully loaded.

**Failure to follow these instructions could result in personal injury or property damage.**



### Filing Planning

Calibre pre-configured files include 1.5", 3", 6", 7.5", 10.5", 12", 13.5" and 15" drawer and door modules. The 12", 13.5" and 15" drawers are designed to handle all standard paper sizes including:

- Letter (8½" X 11")
- Legal (8½" X 14")
- A4 Foolscap (9½" X 14⅓")
- JIS (9⅓" X 12¼")
- EDP (8½" X 15")

### The 10.5" drawer module is designed to handle:

- Letter (8½" X 11")
- Legal (8½" X 14")

**Note:** Only 12", 13.5" and 15" modules are available as receding doors with either fixed or pull-out shelves.

### Filing Volume and Weights

The paper size or media to be stored will determine the best width of file to specify. In applications requiring high-density letter-sized documents filed front-to-back, the most efficient file widths are 30" and 42". Files that are 36" wide work efficiently to store legal-sized documents in front to back configurations and do not efficiently handle letter-sized documents.

### Finding the Optimum Storage Configuration:

- |                              |                           |
|------------------------------|---------------------------|
| 30" width (Front-to-Back) =  | Letter 31.5 Filing Inches |
| 30" width (Side-to-Side) =   | Legal 26¾ Filing Inches   |
| 36" width (Front-to-Back) =  | Letter 31.5 Filing Inches |
| 36" widths (Side-to-Side) =  | Legal 32¾ Filing Inches   |
| 42" widths (Front-to-Back) = | Letter 47 Filing Inches   |
| 42" widths (Side-to-Side) =  | Legal 38¾ Filing Inches   |

**Example:** If 12' of open wall space were available for 51" high files with 4-12" drawers, two options would be possible:

- Option A:** Four 36" wide files
- Option B:** Two 42" and two 30" wide files

If the usage was for letter-sized documents filed front-to-back, option A would provide 504 total filing inches, while option B would allow 628 total filing inches in the same square footage.

### Calibre Lateral File Approximate Case Weights (Empty Units)

#### 27" High File with 2-12" drawers:

- 30"w (98 lbs.)
- 36"w (110 lbs.)
- 42"w (123 lbs.)

#### 39" High File with 3-12" drawers:

- 30"w (133 lbs.)
- 36"w (150 lbs.)
- 42"w (167 lbs.)

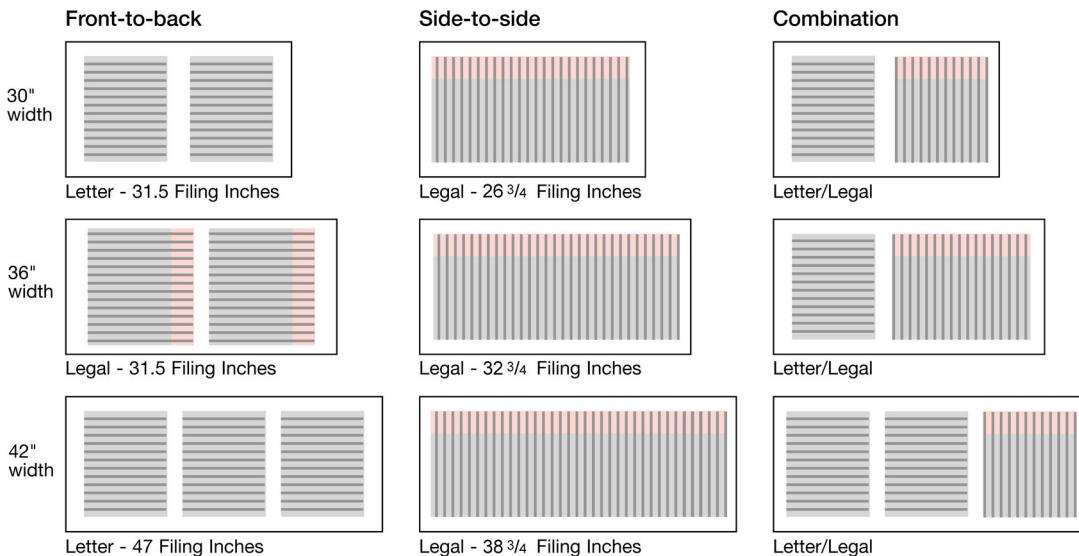
#### 51" High File with 4-12" drawers:

- 30"w (169 lbs.)
- 36"w (190 lbs.)
- 42"w (211 lbs.)

#### 63" High File with 5-12" drawers:

- 30"w (208 lbs.)
- 36"w (233 lbs.)
- 42"w (258 lbs.)

All drawers support up to .017 pounds per cubic inch of volume assuming the interior height is no more than 12" high.



*Knoll Panel Height Matrix Alignment to Knoll Calibre Lateral Files*

Reff Panel		34	42			49							64		
File Height	26.843		38.843	44.843			50.843	53.843	55.343		58.343		62.843	64.343	
Dividends Panel			42				50			57				64	
File Height	26.843		38.843	44.843			50.843	53.843	55.343		58.343		62.843	64.343	
Currents Panel			39			48								3	64
File Height	26.843		38.843	44.843			50.843	53.843	55.343		58.343		62.843	64.343	
Equity Panel		28		40		48			53				60		65
File Height	27.403		39.403	44.843			51.403						63.403		
Morrison Panel		30		39	42		48			56				64	74
File Height	26.843		38.843	44.843			50.843	53.843	55.343		58.343		62.843	64.343	65.875

**Note:** Knoll Systems are listed with the Calibre file heights that best match their overall panel heights. Both the files and panels are listed with glides fully retracted. Calibre files provide  $\frac{3}{4}$ " vertical glide adjustment. Plan for the optimization of filing and storage rather than the visual alignment of the drawers between storage solutions. Calibre files are built on a 1.5" planning module with a 12" high drawer head that is actually 11.900" tall. Pedestals have 12" high drawer heads that are 11.733" tall. Therefore, pedestals drawers will not align with file drawers when combined within a workstation. If a lateral file look next to a pedestal is desired, then specify a doublewide pedestal in place of the lateral file, below the worksurface. Doublewide pedestals share the same 11.733" tall drawer height of the pedestal.

## *Understanding Pattern Numbers for Calibre Lateral Files*

---

The first eight characters of the alpha/numeric pattern numbers for Calibre, Morrison or S2 files, refers to the type of front, the height and width of the case and whether it is non-lock or locking.

**Example First 8 Characters: C2F5536CDDDDD**

**C** = Calibre front

**2** = Generation code

**F** = File

**55** = Nominal height of the case

**36** = Width

**C** = Locking

The remaining characters address the height of the component from the top to the bottom of the file.

**Example Last Characters: C2F5536CDDDDD**

**D** = 10.5" Drawer

**D** = 10.5" Drawer

**D** = 10.5" Drawer

**D** = 10.5" Drawer

**D** = 10.5" Drawer

A character is required at the end of pattern number to designate the finish code. In some instances there may be a need for additional characters or character substitutions to add options to the product. An example of this is the specification of reference/posting shelves. Pre-configured files come standard with a tie bar/lateral spanner that is denoted with a product pattern code of "K" within the parent pattern number. If a reference/posting shelf is required, you must replace the "K" code with a "J" code within the parent product pattern number and add a list price up-charge.



### General Product Description

- A.** Files shall be of contemporary styling, with a steel top, side panels, back panel, full bottom, rollout drawers and shelves mounted on ball bearing suspensions, receding doors, fixed shelves, interlocking drawers and individual locking drawers. Available with or without locks. Individual locking drawers are also available with or without security separators.
- B.** Lateral File sizes that must be available:  
Depth: 18" (Must accommodate letter or legal width files)  
Widths: 30", 36" and 42"  
Nominal Drawer Head Heights: 3", 6", 7.5", 9", 10.5", 12", 13.5" and 15"  
Nominal reference shelf: 1.5"  
Overall height of cases with glides fully retracted: 27", 34.5", 39", 45", 51", 54", 55.5", 58.5", 63" and 64.5"
- C.** Hybrids sizes that must be available:  
Depth: 18"  
Width: 30" and 36"  
Drawer hand heights: 3", 6", 7.5", 9", 10.5", 12", 13.5" and 15"  
Overall height of cases with glides fully retracted 55.5", 63" and 64.5"
- D.** Cabinets sizes that must be available  
Depth 18"  
Widths: 30" and 36"  
Overall height of cases with glides fully retracted 27", 34.5", 39", 51", 55.5", 63" and 64.5"
- E.** Add-on Modules  
Depth 18"  
Widths: 30", 36", 42"  
Overall height of cases: 14<sup>7</sup>/<sub>8</sub>", 16<sup>3</sup>/<sub>8</sub>", 28<sup>3</sup>/<sub>8</sub>", 31<sup>3</sup>/<sub>8</sub>"

### Case

- A.** The wrapper, comprising the side panels and back panel, shall be 22-gauge steel with formed 20 gauge steel vertical channels to support the mounting of drawer slides and shelves. Vertical channels shall be welded to the base assembly. In addition the vertical channels shall be glued and welded to the wrapper.
- B.** Back panel shall be constructed from 22-gauge steel with a formed vertical channel of 20 gauge steel. The vertical channel

shall be welded to the base pan and back, along with the use of an adhesive. In addition to increasing the overall structural integrity of the case, the vertical channel reinforcement shall also support the installation of divider septum's.

- C.** Top pan shall be of 20-gauge steel with a formed channel spanning the width of the case. Top shall support the case lock housing. Top shall be mechanically attached to allow for removal and replacement in the field. The top pan shall be supported by side-to-side cross-rails that are welded to the side vertical channels.
- D.** Steel Bottom pan shall be 20-gauge steel with formed channels spanning the depth and width of the case. Side-to-side and front to back channels are installed and welded to the pan for increased rigidity. The base shall be welded to the vertical channels and bottom flanges of the wrapper assembly. Base shall support four-recessed, extendable glides.
- E.** All drawer bodies and drawer heads shall be constructed from 20-gauge steel. Optional wood composite drawer heads shall be available in painted and powder-coated finishes.

### Drawers

- A.** 10.5" and taller drawers shall be able to accommodate standard and legal Pendaflex file folders.
- B.** Drawer bodies shall be 20-gauge steel construction. Load capacity for 3"-15" drawers shall be at least .017 pounds per cubic inch of usable space.
- C.** Drawers shall be supported with full extension, ball-bearing slides with a minimum 150 pound capacity (15" x 42" drawers)
- D.** Overlay drawer fronts shall be available with Morrison and Series 2 drawer fronts.
- E.** Drawer bodies shall be formed from steel with a welded construction.
- F.** Drawer fronts shall have a full width integral drawer pull.
- G.** Drawer fronts shall be available in Calibre, Series 2 and Morrison styles.

### Receding Doors

- A.** 13.5" and 15" receding doors shall be available with either fixed or pullout shelves. Fixed shelves shall support standard 8<sup>1</sup>/<sub>2</sub>" X 11" binders. 15" fixed shelves shall support EDP filing.
- B.** Receding doors shall use a hinge along with a ball-bearing glide suspension. Hinges shall provide clearance for standard size binders when used with a 13.5" or 15" receding door fixed shelf configuration.
- C.** Door front shall have a full width integral drawer pull.

### Suspensions (Drawer Slides)

Suspension must be tested and listed to be acceptable. Suspension shall support heavy duty and high-usage application.

- A.** Drawers and pullout shelves shall operate on full extension metal ball-bearing suspensions. Each slide shall have 44, 1/4" ball bearings.
- B.** Ball-bearing suspensions shall be used for reference/ posting shelves, receding doors and file drawers.
- C.** All drawers and shelves must be removable without removing or dismantling the suspension or interlock mechanism.
- D.** Suspension shall provide an interlock system for drawers and pullout shelves (excluding reference shelves).

### Locks

- A.** Available in locking or non-locking units.
- B.** Locks shall have a removable lock core.
- C.** Locks may be keyed alike.
- D.** Locks will be master keyed.
- E.** Individual locking drawers shall be supported.

### Paint Finish

Finish coat to be baked enamel or electrostatic applied epoxy powder coat with a range of colors with gloss level not to exceed .50. Color selection shall include custom match non-metallic and non-white paints with no up-charge over list.

### Labels

Each file is to have a "Caution Label" attached to the top compartment and visible to the user when the

compartments are accessed. Label shall contain safety precautions including leveling, loading and weight distribution.

### Accessories

Each file drawer with the exception of the 3", 6", 7.5" and 9" drawers shall come with file bars that support legal and letter filing. Optional label holders shall be available. D-ring dividers shall be available as an accessory for built to spec pullout and fixed shelves and ordered separately. All preconfigured files with receding doors and fixed shelves shall be shipped with D-ring dividers and file bars.

### Trim

Pulls shall be full width and integral to the drawer head.

### Levelers

Levelers shall be zinc-planted steel treaded rods with nylon pads for 3/4" overall adjustment (base of file is 1 1/2" tall).

# Lateral File Sample Bid Technical Specifications

## *Calibre Lateral File with Series 2 Steel Fronts*

Calibre

---

### General Product Description

- A.** Files shall be of contemporary styling, with a steel top, side panels, back panel, full bottom, rollout drawers and shelves mounted on ball bearing suspensions, interlocking drawers. Available with or without locks.
- B.** Lateral File sizes that must be available:  
Depth: 18" (must accommodate letter or legal width files)  
Widths: 30", 36" and 42"  
Drawer Head Heights: 12"
- C.** Overall height of cases with glides fully retracted: 27", 39" and 51"

### Case

Inner frame: 20-gauge steel  
Wrapper: 22-gauge steel  
Case top: 20-gauge steel  
Case base: 20-gauge steel

### Levelers

Levelers shall be zinc-plated steel threaded rods with nylon pads for 3/4" overall adjustment (Base of file is 1 1/2" tall)

### Drawer

Drawer body: 20-gauge steel  
Drawer front: 20-gauge steel with integral, full width pull

### Shelf

3/4" adjustable shelf: 20-gauge steel  
Cabinet height adjustment: increments of 2.5"

### Lock Assembly

- A.** Lock and interlocking system components are integral to the steel, triple extension ball bearing drawer slides
- B.** Master keys available
- C.** Field-removable lock cores
- D.** Lock cores housings are cast metal with a black anodized finish

### Drawer Suspensions

Drawer suspensions shall be triple extension, telescoping suspension fitted with steel ball bearings and retainers. Slides contain an integral, cable actuated interlocking systems

### Paint Finish

Paint finish shall be electrostatic applied powder-coat epoxy  
Application thickness: 1.5-2.0 mm  
Gloss range: non-metallic: 30-40  
Gloss range: metallic: 40-50  
Paint grades: P1, P2 and P3

### Dimensions

Depth: 18 7/8" for lateral files.  
Available widths: 30", 36" and 42" for lateral files  
Available heights: 27", 39", 51" lateral files

### Actual Case Heights:

<b>27"</b>	26 27/32"
<b>39"</b>	38 27/32"
<b>51"</b>	50 27/32"

# Lateral File Sample Bid Technical Specifications

## Calibre Lateral Files, Hybrids and Cabinets

Calibre

Component	Description	Component	Description
<b>Case</b>	Inner frame: 20-gauge steel Wrapper: 22-gauge steel Case top: 20-gauge steel Case base: 20-gauge steel	<b>Critical Dimensions</b>	External Depth: 18" for Calibre laterals, cabinets, hybrids, wardrobes and add-on units <b>External Depth:</b> 15" for bookcases (Note the base height of Bookcases is 2 1/16" compared to 1 1/2" high for Calibre files) <b>Available widths:</b> 30", 36" and 42" for lateral files and add-on units <b>Available widths:</b> 30" and 36" for cabinets, hybrids, wardrobes and bookcases <b>Available heights:</b> 27", 34.5", 39", 45", 51", 54", 55.5", 58.5", 63" and 64.5" for lateral files (Nominal) <b>Available heights:</b> 55.5", 63" and 64.5" for hybrids, and wardrobes (Nominal). <b>Available heights:</b> 27", 34.5", 39", 51", 55.5", 63" and 64.5" cabinets (Nominal). Bookcases 27.25", 29.875", 39", 43.5", 57.125", 63.375", 70.75", and 84.5" respectively. <b>Available heights:</b> 13.5", 15", 27" and 30" for add-on's units (Heights listed in price list are nominal, the actual heights of add-on modules are 14 7/8", 16 3/8", 28 3/8" and 31 3/8" respectively). <b>Actual Calibre Case Heights:</b> (Standard 1.5" high base) 27" 26 27/32" 34.5" 34 11/32" 39" 38 27/32" 45" 44 27/32" 51" 50 27/32" 54" 53 27/32" 55.5" 55 11/32" 58.5" 58 11/32" 63" 62 27/32" 64.5" 64 11/32"
<b>Drawer</b>	Drawer body: 20-gauge steel Drawer front: 20-gauge steel with integral full width pull		
<b>Shelf</b>	Fixed shelf 1/2": 18-gauge steel (Only used with 13.5" receding door) Shelf adjustable 3/4": 20-gauge steel Cabinet Height adjustment: increments of 2.5"		
<b>Levelers</b>	Zinc-plated steel threaded rods with nylon pads for 3/4" overall adjustment. (Base of file is 1 1/2" tall)		
<b>Lock Assembly</b>	Lock and interlocking system components are integral to the steel, triple extension ball bearing drawer slides Master keys available Field-removable lock cores Lock core housings are cast metal with a black anodized finish		
<b>Drawer and Roll-out Suspensions</b>	Triple extension, telescoping suspension fitted with steel ball bearings and retainers. Slides contain an integral, cable actuated interlocking system		
<b>Receding Door Suspensions</b>	Ball bearing suspension slides		
<b>Reference/Posting Shelf</b>	Ball bearing suspension slides		
<b>Paint Finish</b>	Electrostatic applied powder-coat epoxy Application thickness: 1.5-2.0 mm Gloss range: non-metallic: 30-40 Gloss range: metallic: 40-50 Paint grades: P1, P2 and P3 Custom color match for non-metallic, non-custom paints provided at a P1 list price. All white and silver paints will be processed as a P3 paint grade.		

### Create Custom Solutions

To create a built-to-spec file, you must first select from one of 10 standard case heights in 3 widths. Case heights are available in 27", 34.5", 39", 45", 51", 54", 55.5", 58.5", 63" and 64.5" (nominal). Case widths are available in 30", 36" and 42". After you have selected the appropriate case for your application, then you may begin to configure the interior modules that best support the filing and storage requirements as defined by the user. There are 9 standard drawer heights in various configurations to support any number of filing and storage needs. They are 1.5", 3", 6", 7.5", 10.5", 12", 13.5" and 15" high.

Drawer modules are designed to match up with the interior dimensions of the cases. The total number of modules used within a case must not exceed the total interior capacity. Listed here are the actual interior heights of the standard Calibre file cases:

Outside Case	Interior Case
27"	24"
34.5"	31.5"
39"	36"
45"	42"
51"	48"
54"	51"
55.5"	52.5"
58.5"	55.5"
63"	60"
64.5"	61.5"

When compiling a product pattern number and pricing for a built-to-spec case, specify the individual components within the chosen case from the top down. The total height of drawer modules within a case will be 3" less than the total overall height of the case. This is a result of a 1 1/2" deduction for the top and an additional 1 1/2" deduction for the base for a total 3". When creating your pattern number start with the case pattern number first: C2F5530C (55.5" high x 30" wide case with a lock), then add your drawers from the top down. Each drawer will have a letter designating its size, for example a 10.5" high drawer is represented by the character "D". Within a 55.5" high case you may place up to five "D" modules to fill the interior space of 52.5", which is the space available with the 3" deduction for the base and top of the case. The math is simple; just follow the planning rules listed in the document to avoid any mistakes. Also, consult the notes at the bottom of each page for additional specification information.

### Please note the following planning considerations when designing a "Built-to-Spec" configuration:

1. Posting shelves nor tie-bars are permitted directly below cupboard doors.
2. Tie-bars and posting shelves are not permitted within the top location or the bottom location of a lateral file.
3. Calibre files are painted with a monochromatic color scheme. If case and drawer fronts are required to be a different color on the same case, this is considered a special and requires a custom product request form from Custom Product Development.
4. Recessing doors with fixed and pullout shelves are not permitted directly below posting shelves or on any lateral file with hybrid unit doors.
5. Cases are limited to either one tie-bar or one posting shelf per case.
6. Individual locking drawers are not available as a "Built-to-Spec" option.
7. Only 63" and 64.5" "Built-to-Spec" Hybrids are permitted.
8. S2 front Calibre lateral files are not available as a "Built-to-Spec".
9. No more than four 6" or 3" drawers may be placed within a case as standard product. More than four 6" or 3" drawers may be specified only as special product. Pricing for these special files may be more than a "built-to-spec" standard file with the same configuration.

### Additional Calibre File Planning Considerations:

1. S2 lateral files will not accept standard Calibre worksurface file tops, as the files are 18 7/8" deep. You must use topics specific to S2 front lateral files.
2. Calibre Add-on modules are not designed for use with S2 front lateral files.
3. When using 45" through 64.5" high files, counterweights are recommended for files not ganged together or anchored to walls.
4. Posting shelves are best utilized in case configurations that use recessing doors to support end tab filing.
5. Lateral files may not be placed or stacked on top of one another.
6. Lateral files must be loaded from the bottom up with the heaviest items in the lower drawers.
7. Calibre lateral files utilize a 12" high drawer head that is actually 11.900" tall. Pedestals have 12" high drawer heads that are 11.733" tall. Therefore, pedestals drawers will not align with file drawers when combined within a workstation. If a lateral file look next to a pedestal is desired, then specify a doublewide pedestal in place of the lateral file, below the worksurface. Doublewide pedestals share the same 11.733" tall drawer height of the pedestal as well as the same base profile.

### The Product

This section of the Calibre Collection Price List will give you all the information you will need to specify Calibre Files and Storage products.

To meet different aesthetic requirements, Calibre Files and Storage can be specified with the standard Calibre front, or with an optional front designed to match Series 2 products.

### The Numbers

The options available in specifying Calibre products are clear, and the ordering process simplified, through the numbering system.

This alphanumeric system is modular, like the files themselves. Each digit stands for a single product variable.

The first three digits specify the case front, generation and product type. The last digits specify the height, width, lock option and module configuration – beginning at the top of the cabinet and descending to the bottom.

### Preconfigured

Preconfigured units are available and are intended to simplify your ordering process. Preconfigured units are the most common configurations that are ordered and include files and cabinets.

### Built-to-Spec

Calibre can be specified in thousands of configurations using our “built-to-spec” option to meet any storage need.

We have included a worksheet that is designed to help you build an ordering number and determine the price of your file. You will need this information, and a finish code from the Calibre colors card to place an order.

All units need to be specified from the top down.

Built-to-Spec units that include 3”, 6”, 9” or 15” components or include R,S,T, or U door options are subject to extended lead times.

### The Worksheet

Page 66 is a worksheet designed to help you build an ordering number and determine the price of your file. You will need this information, and a finish code to place an order.

### Color

All inside and outside case surfaces are painted in the same specified paint color.

Interior components and accessories are painted in black. Mechanical parts are zinc plated or painted in a color integral to manufacturing.

Please refer to the Calibre Colors card for Standard Front and Case finishes, or the Morrison card for front finishes. Color codes are not included in the product order number, and must be specified separately to complete your Calibre order. **In addition to the color card, always evaluate an actual paint sample prior to specification.**

### Locks

Most Calibre product may be ordered with or without locks. Product ordered without locks include a black Knoll-logo insert in the same position. Insert may be removed to retrofit a lock later.

### Statement of line

*Calibre fronts* are available on case heights of 27”, 39”, 45”, 51”, 54”, 55.5”, 58.5”, 63” and 64.5” with inset fronts in heights of 1.5”, 3”, 6”, 7.5”, 9”, 10.5”, 12”, 13.5” and 15”.

*Series 2 fronts* are available on 27”, 39” and 51” cases with 12” overlay fronts.

## The Product

The Calibre pedestal is a storage solution that incorporates the award winning softly radiused pull of the Calibre file with the state-of-the-art technology of a seamless wrapper. The Calibre pedestal is at home in any office environment.

The Calibre pedestal consists of a strong single piece shell that houses several different configurations. Suspended, floorstanding and mobile pedestals are available in any of the Calibre finish colors.

**Calibre pedestals are not compatible with Morrison desk supports.**

## The Numbers

The specifying process for the Calibre pedestal is clear and simplified through the number system.

The alphanumeric pattern number is 7 digits long with each digit standing for a product variable.

*The first digit stands for pedestal case height:*

3 = Standard case height

*The second digit stands for the style of pedestal:*

A = Suspended  
 B = Floorstanding  
 C = Mobile

*The third and fourth digits stand for depth:*

18 = 18" deep  
 24 = 24" deep  
 30 = 30" deep

*The fifth digit stands for the lock choice:*

C = Knoll lock  
 E = No lock

*The sixth and seventh digits stand for the drawer configuration:*

01 = box/file  
 (6/12)  
 02 = personal/personal/file  
 (3/3/12)  
 03 = box/box/box  
 (6/6/6)  
 04 = personal/EDP  
 (3/15)  
 05 = box/box/file  
 (6/6/12)  
 06 = personal/personal/box/file  
 (3/3/6/12)  
 07 = file/file  
 (12/12)  
 08 = personal/box/EDP  
 (3/6/15)  
 09 = personal/box/file  
 (3/6/15)

Example: **3B18CO5**

Calibre, floorstanding, 18" deep, Knoll lock, box/box/file (6/6/12).

## Locks

Follow KnollKey Lock Program listed on page 192.

## Base Fascia

The base fascia should be specified when Calibre Pedestals are used near Calibre Files. See page 111 for more information.



## Construction and Shipping Information

### *Worksurfaces*

All Calibre worksurfaces are 1 1/4" thick, three-ply solid construction, and are predrilled at all pedestal, end unit and bracket locations.

Front and rear have a 3/8" double post-formed edge; ends are self-edge. Calibre desk worksurfaces are nominally dimensioned and therefore not compatible with Calibre file sizes. See page 83 for Calibre file worksurfaces tops.

### *End Units for desk planning*

Calibre End Units have a unique "L" design, allowing for interchangeable planning between pedestals and end units. The visitor side of the End Unit is the same width as a pedestal. This design allows for the same width of filler panel to be used with both single and double pedestal desks.

End Units are of steel construction.

End Units are non-handed.

### *Filler Panels*

Filler panels install between end units, pedestals, or both.

When installed, a 3/8" wire management slot is created between the top of filler panel and the bottom of the worksurface. This slot allows for wires to be moved to multiple locations without need for more than one grommet.

### *Grommets*

All 18", 24" & 30" deep worksurfaces specified with grommet feature one center grommet on the back side of the worksurface. Together with the filler panel, plugs can be placed through the grommet, and wires moved to the desired location.

36" deep worksurfaces specified with grommet feature two 3" round grommets, positioned inside of filler panel and pedestal locations.

### *Locks*

KnollKey lock program instructions are listed on 192.

### *Overdesk Units*

Calibre Overdesk Units include two stanchions, and one overhead unit. Tackable privacy screens are ordered separately. Locks are available. Calibre Overdesks attach directly to the top of any worksurface.

Vertical slots allow mounting of Orchestra Load Bars to stanchions. A vertical wire manager for task light cords is integral to the design.

Overdesks are painted steel.

### *Brackets*

All returns and bridge units include necessary brackets to attach to desk or credenza units.

### *Lighting*

Task lights can be mounted to Calibre overdesks equal to or greater than their own width.

Task lights are available in black only and include bulbs.

### *Shipment*

All preconfigured units are shipped in a small number of easily assembled sub-components; worksurfaces, pedestals, end units and filler panels are shipped in individual protective corrugated cartons.

Returns, bridges, and overdesk units require in-field attachment.

### *Note:*

The information in this price list represents the latest available information at the time of publication. Knoll reserves the right to make changes and improvements to Calibre products without notice.

## Core Finishes Calibre and S2 Front File and Cabinet Colors

### P1 Smooth Paint Finishes

111	Jet Black
112	Brown
113	Dark Grey
114	Folkstone Grey
115	Medium Grey
116	SandStone
117	Soft Grey
118	Bright White

### P1 Textured Paint Finishes

111T	Textured Jet Black
112T	Textured Brown
113T	Textured Dark Grey
114T	Textured Folkstone Grey
115T	Textured Medium Grey
116T	Textured SandStone
117T	Textured Soft Grey
118T	Textured Bright White

### P2 Paint Finishes

611	Beige Mist Metallic
612	Medium Metallic Grey

### P2 Textured Paint Finishes

611T	Textured Beige Mist Metallic
612T	Textured Medium Metallic Grey

### P3 Paint Finishes

613	Silver
-----	--------

## File Top and Worksurface Laminate

111	Jet Black
114	Folkstone Grey
117	Soft Grey
118	Bright White
119	Pumice
121	Micro Grey
122	Brushed Sand
123	Brushed Grey
124	Medium Cherry
125	Natural Maple
126	Natural Cherry
127	Walnut
128	Fog
129	Micro Sand
139	Light Ash
140	Warm Ash
141	Whitened Ash
142	Grey Ash
143	Classic Oak
144	Graphite Pear
145	Zebra

## File Top and Worksurface Edge Bands

111	Jet Black
113	Dark Grey
114	Folkstone Grey
115	Medium Grey
117	Soft Grey
118	Bright White
119	Pumice
124	Medium Cherry
125	Natural Maple
126	Natural Cherry
127	Walnut
128	Fog
139	Light Ash
140	Warm Ash
141	Whitened Ash
142	Grey Ash
143	Classic Oak
144	Graphite Pear
145	Zebra

### Paint Samples

4" x 6" (CALSAMP) or 8" x 8" (CALSAMPLG) metal samples may be ordered in any core paint finish to aid in color selection. Samples are available as a single plate or as a pack of 10 (same color only).

Pattern #	List
CALSAMP	23.
CALSAMP10	177.
CALSAMPLG	32.

## Custom File Colors Policy

### Paint

Custom paint colors may be applied to Knoll Filing products on a select basis.

For colors outside the standard core palettes for Calibre as identified on this page, Knoll will custom match to your specification according to the following requirements.

The request for a custom paint color must be accompanied by a purchase order and by a master color-match sample of paint applied to metal, having dimensions of at least 3" x 5".

Knoll will evaluate the sample to determine application feasibility. Upon approval for application, Knoll will forward two factory samples with an assigned Knoll color name and code for customer approval. One of the approved samples must be signed and returned to Knoll before an order may be placed.

Upon receiving customer approval, Knoll will enter the order.

Custom non-metallic paint finishes are supported for Calibre lateral files, hybrids, wardrobes and cabinets with no additional upcharge to the P1 list price. This excludes custom metallic and custom white paints, which will be processed as a P3 list price. All other Calibre product i.e., (pedestals, bookcases, overdesks and deskings) and Series 2 lateral file front cases will incur a P2 list price for non-metallic finishes or a P3 list price for metallic or white finishes.

Extended lead times may apply. Please consult your Customer Service Representative for current lead-time information.

### Supporting literature for Calibre colors:

For further assistance with ordering or specifying Calibre products, consult your Knoll sales representative.

---

### Knoll Legacy Finish Selections

#### File Top and Worksurface

#### Laminate and Edge Colors

Specify Legacy Finishes to match existing product only. Legacy finishes are not available for new customers

#### *Equity/Dividends Laminate Options*

MP70	Light Oak
M95	Grey Granite
M96	Rose Granite
MP58	Deep Mahogany
M80	Taupe
M89	Slate
M5	Dark Neutral
MR6	Winter Gray Matrix
PA	Pearwood
SD	Sand
CM	Clear Maple
MC	Carmel Maple
WM	Warm Cherry
B	Snow
CP276	Markerboard Laminate
ES7	White Essence

#### *Equity 2mm Edge Ban Options*

D	Dark Neutral
S	Slate
R	Taupe
Y3	Dark Grey
B	Snow
SD	Sand

### Legacy Finishes

#### Calibre and S2 Front File and Cabinet Colors

#### *P1 Paint Finishes*

A381	Bone
11	Classic White
D	Dark Neutral
Y1	Pewter
R	Taupe
WLWB	Willow Grey

#### *P2 Paint Finishes*

V	Dark Metallic Grey
2	Flint Metallic
U	Light Metallic Grey
W	Light Metallic Tan
H	Metallic Beige

#### *P3 Paint Finishes*

B	White
---	-------

## Knoll Color Program

### Core Paint Finishes

Specify Core finishes for all new customers

#### *P1 Paint Finishes*

111	Jet Black (was 27 Matte Black)
112	Brown
113	Dark Grey (was Y3)
114	Folkstone Grey
115	Medium Grey (was Y2)
116	SandStone
117	Soft Grey (was E)
118	Bright White

#### *P1 Textured Paint Finishes*

111T	Textured Jet Black
112T	Textured Brown
113T	Textured Dark Grey
114T	Textured Folkstone Grey
115T	Textured Medium Grey
116T	Textured SandStone
117T	Textured Soft Grey
118T	Textured Bright White

#### *P2 Paint Finishes*

611	Beige Mist Metallic
612	Medium Metallic Grey (was J)

#### *P2 Textured Paint Finishes*

611T	Textured Beige Mist Metallic
612T	Textured Medium Metallic Grey

#### *P3 Paint Finishes*

613	Silver (was 3)
-----	----------------

## Legacy Paint Finishes

Specify Legacy Finishes to match existing product only. Legacy finishes are not available for new customers

#### *P1 Paint Finishes*

A381	Bone
I1	Classic White
D	Dark Neutral
Y1	Pewter
R	Taupe
WLWB	Willow Grey

#### *P2 Paint Finishes*

V	Dark Metallic Grey
2	Flint Metallic
U	Light Metallic Grey
W	Light Metallic Tan
H	Metallic Beige

#### *P3 Paint Finishes*

B	White
---	-------

## Color

All inside and outside pedestal case surfaces are painted in the same specified paint color.

Interior components and accessories are painted in Black. Mechanical parts are zinc plated or painted in a color integral to manufacturing.

Please refer to the Calibre finish card for case and front finishes. Color codes are not included in the product order number and must be specified separately to complete your Calibre pedestal order.

## Custom Colors Policy

### *Paint*

Custom paint colors may be applied to Calibre Pedestals on a select basis.

For colors outside the standard palette for Calibre, Knoll will custom match to your specification according to the following requirements.

The request for a custom paint color must be accompanied by a purchase order for the product to be ordered and by a master color-match sample of paint applied to metal, having dimensions of at least 3" x 5".

Knoll will evaluate the sample to determine application feasibility. Upon approval for application, Knoll will forward a two factory samples with an assigned Knoll color name and code for customer approval. One of the approved samples must be signed and returned to Knoll before an order may be placed.

Upon receiving customer approval, Knoll will enter the order.

Calibre pedestals incur a P2 list price for custom non-metallic finishes or a P3 list price for customer metallic or white paint finishes.

**Approved textiles for Calibre  
 Mobile Pedestal Cushion**

Abacus 🏹  
 Alignment  
 Analogy  
 Arno 🏹  
 Atlas  
 Autobahn  
 Backdrop  
 Bank Shot 🏹  
 Beaumont  
 Belize  
 Betwixt 🏹  
 Bifold CR  
 Calais Cotton Velvet  
 Campagna  
 Cato  
 Cavalier  
 Century  
 Charade  
 Charade Healthcare  
 Charm  
 Chroma 🏹  
 Circa  
 Classic Boucle 🏹  
 Close Knit 🏹  
 Coco  
 Common Ground 🏹  
 Compass CR  
 Cotton Duck  
 Cross Stitch 🏹  
 Cuddle Cloth  
 Cuddle Stripe  
 Decade  
 Digit 🏹  
 Digit CR  
 Digital Tape  
 Double Exposure  
 Dovetail 🏹  
 Dristi  
 Echo  
 Eclat Weave  
 Eclipse  
 Empire Stripe  
 English Accent  
 Enmesh 🏹  
 EWC Sport  
 Extreme Velvet  
 Fable CR  
 Fast Forward  
 Fibra  
 Field Day 🏹  
 Foil Rap  
 Forza  
 Fox Trot CR

Gala  
 Gibson  
 Grande  
 Groove Line  
 Gusto CR  
 Harrison  
 Haze  
 Heavy Metal  
 Highline CR  
 Hologram  
 Hula Hoop  
 Icon  
 In The Loop  
 Kaleidoscope CR  
 Kimono  
 Knoll Felt  
 Knoll Hopsack  
 Knoll Velvet  
 Kora CR  
 Legend CR  
 Lore CR  
 Luberon  
 Lyonese Velvet  
 Lyric  
 Madison  
 Mamba  
 Mariner 🏹  
 Masquerade  
 Metaphor  
 Metro  
 Mini Stitch 🏹  
 Mixed Media  
 Monarch 🏹  
 Moto CR  
 Night Life  
 Nonchalant CR  
 Obi  
 Odeon  
 Panache CR  
 Paradigm  
 Plus  
 Pogo  
 Pop  
 Posh  
 Prep  
 Presto 🏹  
 Quark  
 Rattan  
 Regard CR  
 Ricochet 🏹  
 Rio  
 Rivington  
 Rochelle 🏹  
 Roots & Rhythms  
 Satellite  
 Satin Chisel  
 Sequin CR

Spark  
 Spencer  
 Spinoff Nuance 🏹  
 Spotlight  
 Stacks  
 Star Struck  
 Starry Night 🏹  
 Stepping Stones  
 Striae Eingle  
 Suburban  
 Swing  
 Techno Tweed  
 Tides  
 Topography  
 Transit  
 Transition 🏹  
 Treble CR  
 Triple Lace  
 Tsunami  
 Tweed Frieze  
 Ultrasuede 🏹  
 Una  
 Vibe  
 Vinyl  
 Wide Angle 🏹  
 Zari CR  
 Zephyr  
 Zoom

**Approved Spinneybeck Leathers for  
 Calibre Mobile Pedestal Cushions**

Acqua  
 Alaska  
 Amazon  
 Andes  
 Antique  
 Arizona  
 Copenhagen  
 Cordovan  
 Derby  
 Distressed  
 Ducale  
 Ducale Velours  
 España  
 Maremma  
 Marissa  
 Prima  
 Riva  
 Sabrina  
 Saddle  
 Salom  
 Velluto Pelle  
 Verona  
 Volo

Pedestal cushions are upholstered (from the front to the back of the pedestal) with the fabric direction matching the textile sample.

**Knoll Color Program**

**Core Paint Finishes**

Specify Core finishes for all new customers

*P1 Paint Finishes*

111	Jet Black (was 27 Matte Black)
112	Brown
113	Dark Grey (was Y3)
114	Folkstone Grey
115	Medium Grey (was Y2)
116	SandStone
117	Soft Grey (was E)
118	Bright White

*P1 Textured Paint Finishes*

111T	Textured Jet Black
112T	Textured Brown
113T	Textured Dark Grey
114T	Textured Folkstone Grey
115T	Textured Medium Grey
116T	Textured SandStone
117T	Textured Soft Grey
118T	Textured Bright White

*P2 Paint Finishes*

611	Beige Mist Metallic
612	Medium Metallic Grey (was J)

*P2 Textured Paint Finishes*

611T	Textured Beige Mist Metallic
612T	Textured Medium Metallic Grey

*P3 Paint Finishes*

613	Silver (was 3)
-----	----------------

**File Top and Worksurface**

**Laminate**

111	Jet Black
114	Folkstone Grey
117	Soft Grey
118	Bright White
119	Pumice
121	Micro Grey
122	Brushed Sand
123	Brushed Grey
124	Medium Cherry
125	Natural Maple
126	Natural Cherry
127	Walnut
128	Fog
129	Micro Sand

**File Top and Worksurface Edge**

**Bands**

111	Jet Black
113	Dark Grey
114	Folkstone Grey
115	Medium Grey
117	Soft Grey
118	Bright White
119	Pumice
124	Medium Cherry
125	Natural Maple
126	Natural Cherry
127	Walnut
128	Fog

**Legacy Paint Finishes**

Specify Legacy Finishes to match existing product only. Legacy finishes are not available for new customers

**Calibre Pedestals, End Units, Filler Panels, Overdesk Units, Stanchions**

*P1 Paint Finishes*

A381	Bone
11	Classic White
D	Dark Neutral
Y1	Pewter
R	Taupe
WLWB	Willow Grey

*P2 Paint Finishes*

V	Dark Metallic Grey
2	Flint Metallic
U	Light Metallic Grey
W	Light Metallic Tan
H	Metallic Beige

*P3 Paint Finishes*

B	White
---	-------

**Laminate and Edge Colors**

D	Sand
CM	Clear Maple
PA	Pearwood
WC	Warm Cherry
DC	Deep Cherry
B	Snow

**KNOLLTEXTILES**

Approved for privacy screens

*Fabric Group 10*

Annex
Broadcloth
Element
Foundation
Growth Spurt
Symbolic Detail
Tailor Made
Versatility

*Fabric Group 20*

Banyan
Bauhaus Block
Circle Line
Clarity
Criss Cross
Labyrinth
Melbourne
Nematic
Outback
Photon
Reflect
Resolution
Walkabout
Weave Three

*Fabric Group 30*

Basket Draft
Flow
Interknit
Harmony
Micro
Progression

*Fabric Group 40*

Amplify
Bandwidth
Clarkson
Ornament
Palladium

*Fabric Group 45*

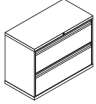
Dristi
--------



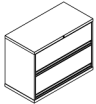
*Calibre Front Lateral Files*

*27" High Calibre Front Lateral Files*

description	w	h	lock	pattern no.	P1	P2	P3
27" high lateral file, 2-12" drawers with hanging rails	30"	27"		<b>C2F2730ECC</b>	\$807.	\$892.	\$938.
	30"	27"	Y	<b>C2F2730CCC</b>	859.	946.	994.
	36"	27"		<b>C2F2736ECC</b>	911.	1,003.	1,055.
	36"	27"	Y	<b>C2F2736CCC</b>	965.	1,061.	1,118.
	42"	27"		<b>C2F2742ECC</b>	991.	1,095.	1,145.
	42"	27"	Y	<b>C2F2742CCC</b>	1,042.	1,151.	1,206.



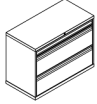
27" high lateral file, 2-12" drawers receding doors with pullout shelves	30"	27"		<b>C2F2730EZZ</b>	929.	1,025.	1,077.
	30"	27"	Y	<b>C2F2730CZZ</b>	981.	1,082.	1,134.
	36"	27"		<b>C2F2736EZZ</b>	1,032.	1,137.	1,200.
	36"	27"	Y	<b>C2F2736CZZ</b>	1,088.	1,198.	1,261.
	42"	27"		<b>C2F2742EZZ</b>	1,112.	1,230.	1,287.
	42"	27"	Y	<b>C2F2742CZZ</b>	1,162.	1,285.	1,347.



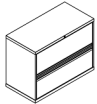
Order Code	Specification Information	Application Notes	Critical Dimensions
<b>27" High Calibre Front Lateral Files</b>	P1= painted finishes P2= painted finishes P3= painted finishes	Multiple freestanding files or cabinets (not attached to walls or worksurfaces) should be ganged for security. Single freestanding files (two and three high) should be weighted with a counterweight (see Accessories, page 83).	Actual Outside Case Height 26 <sup>27/32</sup> " Actual Inside Case Height 24" Calibre files are 18" deep.
<i>Example:</i> <b>C2F2730CCC-115</b>	Customer's own non-metallic paint finishes available at P1 pricing. This excludes metallic paints and white paints. (see custom color policy page 15)	Rails are provided for filing side-to-side and front-to-back and are adjustable for letter, A4, foolscap, JIS, legal, or EDP paper sizes.	<b>Note:</b> Drawer configurations read from top to bottom of the case. Drawers with hanging rails include front to back and side to side hanging rails. Refer to front planning pages for additional information.
<b>C</b> Calibre Front		See KnollKey lock program on page 192 for keying information.	Label holders are not included with files. Please see Accessories page 83.
<b>2</b> Generation Code		Dividers and attachment backs must be ordered separately for rollout shelves only.	Calibre files without locks include a black Knoll-logo insert in the same position. Insert may be removed to retrofit a lock later.
<b>F</b> File			
<b>27</b> 27" High			
<b>30</b> 30" Wide			
<b>C</b> Knoll Lock			
<b>C</b> 12" Drawer with Hanging Rails			
<b>C</b> 12" Drawer with Hanging Rails			
<b>115</b> Medium Grey (P1 paint pricing)			

Calibre Front Lateral Files - Preconfigured  
*Calibre Front Lateral Files*  
*27" High Calibre Front Lateral Files*

description	w	h	lock	pattern no.	P1	P2	P3
27" high lateral file, 1-3", 2-10.5" drawers with hanging rails	30"	27"		<b>C2F2730EIDD</b>	\$1,088.	\$1,202.	\$1,266.
	30"	27"	Y	<b>C2F2730CIDD</b>	1,138.	1,254.	1,317.
	36"	27"		<b>C2F2736EIDD</b>	1,186.	1,311.	1,378.
	36"	27"	Y	<b>C2F2736CIDD</b>	1,237.	1,360.	1,429.
	42"	27"		<b>C2F2742EIDD</b>	1,272.	1,405.	1,477.
	42"	27"	Y	<b>C2F2742CIDD</b>	1,324.	1,458.	1,531.



27" high lateral file, 1-13.5" receding door with fixed shelf, 1-10.5" drawer with hanging rails	30"	27"		<b>C2F2730EMD</b>	928.	1,025.	1,082.
	30"	27"	Y	<b>C2F2730CMD</b>	981.	1,077.	1,132.
	36"	27"		<b>C2F2736EMD</b>	979.	1,083.	1,137.
	36"	27"	Y	<b>C2F2736CMD</b>	1,028.	1,133.	1,191.
	42"	27"		<b>C2F2742EMD</b>	1,031.	1,139.	1,202.
	42"	27"	Y	<b>C2F2742CMD</b>	1,085.	1,193.	1,254.

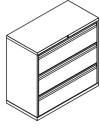


Order Code	Specification Information	Application Notes	Critical Dimensions
<b>27" High Calibre Front Lateral Files</b>	P1= painted finishes P2= painted finishes P3= painted finishes	Multiple freestanding files or cabinets (not attached to walls or worksurfaces) should be ganged for security. Single freestanding files (two and three high) should be weighted with a counterweight (see Accessories, page 83).	Actual Outside Case Height 26 <sup>27/32</sup> " Actual Inside Case Height 24" Calibre files are 18" deep.
<i>Example:</i> <b>C2F2730CCC-115</b>	Customer's own non-metallic paint finishes available at P1 pricing. This excludes metallic paints and white paints. (see custom color policy page 15)	Rails are provided for filing side-to-side and front-to-back and are adjustable for letter, A4, foolscap, JIS, legal, or EDP paper sizes.	<b>Note:</b> Drawer configurations read from top to bottom of the case. Drawers with hanging rails include front to back and side to side hanging rails. Refer to front planning pages for additional information.
<b>C</b> Calibre Front		See KnollKey lock program on page 192 for keying information.	Label holders are not included with files. Please see Accessories page 83.
<b>2</b> Generation Code		Dividers and attachment backs must be ordered separately for rollout shelves only.	Calibre files without locks include a black Knoll-logo insert in the same position. Insert may be removed to retrofit a lock later.
<b>F</b> File			
<b>27</b> 27" High			
<b>30</b> 30" Wide			
<b>C</b> Knoll Lock			
<b>C</b> 12" Drawer with Hanging Rails			
<b>C</b> 12" Drawer with Hanging Rails			
<b>115</b> Medium Grey (P1 paint pricing)			

*Calibre Front Lateral Files*

*34.5" High Calibre Front Lateral Files*

description	w	h	lock	pattern no.	P1	P2	P3
34.5" high lateral file, 3-10.5" drawers with hanging rails	30"	34.5"		<b>C2F3430EDDD</b>	\$1,105.	\$1,216.	\$1,277.
	30"	34.5"	Y	<b>C2F3430CDDD</b>	1,156.	1,270.	1,334.
	36"	34.5"		<b>C2F3436EDDD</b>	1,233.	1,355.	1,423.
	36"	34.5"	Y	<b>C2F3436CDDD</b>	1,284.	1,416.	1,481.
	42"	34.5"		<b>C2F3442EDDD</b>	1,342.	1,474.	1,549.
	42"	34.5"	Y	<b>C2F3442CDDD</b>	1,391.	1,531.	1,607.



Order Code	Specification Information	Application Notes	Critical Dimensions
<b>34.5" High Calibre Front Lateral Files</b>	P1= painted finishes	Multiple freestanding files or cabinets (not attached to walls or worksurfaces) should be ganged for security. Single freestanding files (two and three high) should be weighted with a counterweight (see Accessories, page 83).	Actual Outside Case Height 34 11/32"
<i>Example:</i> <b>C2F3430CDDD-115</b>	P2= painted finishes		Actual Inside Case Height 31 1/2"
<b>C</b> Calibre Front	P3= painted finishes		Calibre files are 18" deep.
<b>2</b> Generation Code	Customer's own non-metallic paint finishes available at P1 pricing. This excludes metallic paints and white paints. (see custom color policy page 15)	Rails are provided for filing side-to-side and front-to-back and are adjustable for letter, A4, foolscap, JIS, legal, or EDP paper sizes.	<b>Note:</b>
<b>F</b> File			Drawer configurations read from top to bottom of the case. Drawers with hanging rails include front to back and side to side hanging rails. Refer to front planning pages for additional information.
<b>34</b> 34.5" High			Label holders are not included with files. Please see Accessories page 83.
<b>30</b> 30" Wide			Calibre files without locks include a black Knoll-logo insert in the same position. Insert may be removed to retrofit a lock later.
<b>C</b> Knoll Lock		See KnollKey lock program on page 192 for keying information.	
<b>D</b> 10.5" Drawer with Hanging Rails		Dividers and attachment backs must be ordered separately for rollout shelves only.	
<b>D</b> 10.5" Drawer with Hanging Rails			
<b>D</b> 10.5" Drawer with Hanging Rails			
<b>115</b> Medium Grey (P1 paint pricing)			

# Calibre Front Lateral Files - Preconfigured

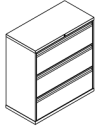
## Calibre Front Lateral Files

### 39" High Calibre Front Lateral Files

Calibre

Calibre File Collection

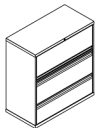
description	w	h	lock	pattern no.	P1	P2	P3
39" high lateral file, 3-12" drawers with hanging rails	30"	39"		<b>C2F3930ECCC</b>	\$1,114.	\$1,229.	\$1,288.
	30"	39"	Y	<b>C2F3930CCCC</b>	1,163.	1,283.	1,348.
	36"	39"		<b>C2F3936ECCC</b>	1,240.	1,366.	1,439.
	36"	39"	Y	<b>C2F3936CCCC</b>	1,293.	1,426.	1,499.
	42"	39"	Y	<b>C2F3942CCCC</b>	1,407.	1,551.	1,629.



39" high lateral file, 3-12" receding doors with pullout shelves	30"	39"		<b>C2F3930EZZZ</b>	1,294.	1,429.	1,501.
	30"	39"	Y	<b>C2F3930CZZZ</b>	1,346.	1,486.	1,560.
	36"	39"		<b>C2F3936EZZZ</b>	1,427.	1,570.	1,653.
	36"	39"	Y	<b>C2F3936CZZZ</b>	1,477.	1,629.	1,715.
	42"	39"		<b>C2F3942EZZZ</b>	1,537.	1,697.	1,776.
	42"	39"	Y	<b>C2F3942CZZZ</b>	1,588.	1,755.	1,841.



39" high lateral file, 1-13.5" receding door with fixed shelf, 1-12" drawer with hanging rails, 1-10.5" drawer with hanging rails	30"	39"		<b>C2F3930EMCD</b>	1,177.	1,303.	1,369.
	30"	39"	Y	<b>C2F3930CMCD</b>	1,232.	1,354.	1,421.
	36"	39"		<b>C2F3936EMCD</b>	1,313.	1,448.	1,523.
	36"	39"	Y	<b>C2F3936CMCD</b>	1,362.	1,501.	1,575.

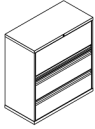


Order Code	Specification Information	Application Notes	Critical Dimensions
<b>39" High Calibre Front Lateral Files</b>	P1= painted finishes	Multiple freestanding files or cabinets ( not attached to walls or worksurfaces) should be ganged for security. Single freestanding files (two and three-high) should be weighted with a counterweight (see Accessories, page 83).	Actual Outside Case Height 38 <sup>27/32"</sup> Actual Inside Case Height 36"
Example: <b>C2F3930CCCC-115</b>	P2= painted finishes		
<b>C</b> Calibre Front	P3= painted finishes	Rails are provided for filing side-to-side and front-to-back and are adjustable for letter, A4, foolscap, JIS, legal, or EDP paper sizes.	Calibre files are 18" deep.
<b>2</b> Generation Code	Customer's own non-metallic paint finishes available at P1 pricing. This excludes metallic paints and white paints (see color policy page 15)		
<b>F</b> File		Per Drawer weight capacity 150 pounds.	<b>Note:</b> Drawer configurations read from top to bottom of the case. Drawers with hanging rails include front to back and side to side hanging rails. Refer to front planning pages for additional information.
<b>39</b> 39" High			
<b>30</b> 30" Wide		See KnollKey lock program on page 192 for keying information.	Label holders are not included with files. Please see Accessories page 83.
<b>C</b> Knoll Lock			
<b>C</b> 12" Drawer with Hanging Rails		Dividers and attachment backs must be ordered separately for rollout shelves only.	Calibre files without locks include a black Knoll-logo insert in the same position. Insert may be removed to retrofit a lock later.
<b>C</b> 12" Drawer with Hanging Rails			
<b>C</b> 12" Drawer with Hanging Rails			
<b>115</b> Medium Grey (P1 paint pricing.)			

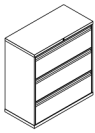
*Calibre Front Lateral Files*

*39" High Calibre Front Lateral Files*

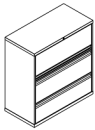
description	w	h	lock	pattern no.	P1	P2	P3
39" high lateral file, 1-15" receding door with fixed shelf, 2-10.5" drawers with hanging rails	30"	39"		<b>C2F3930ELDD</b>	\$1,177.	\$1,303.	\$1,369.
	30"	39"	Y	<b>C2F3930CLDD</b>	1,232.	1,354.	1,421.
	36"	39"		<b>C2F3936ELDD</b>	1,313.	1,448.	1,523.
	36"	39"	Y	<b>C2F3936CLDD</b>	1,362.	1,501.	1,575.
	42"	39"		<b>C2F3942ELDD</b>	1,546.	1,705.	1,792.
	42"	39"	Y	<b>C2F3942CLDD</b>	1,599.	1,757.	1,844.



39" high lateral file, 3-12" drawers with hanging rails	42"	39"		<b>C2F3942ECCC</b>	1,356.	1,497.	1,563.
---	-----	-----	--	--------------------	--------	--------	--------



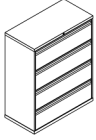
39" high lateral file, 1-13.5" receding door with fixed shelf, 1-12" drawer with hanging rails, 1-10.5" drawer with hanging rails	42"	39"		<b>C2F3942EMCD</b>	1,497.	1,650.	1,734.
	42"	39"	Y	<b>C2F3942CMCD</b>	1,548.	1,702.	1,787.



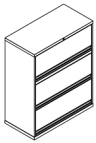
Order Code	Specification Information	Application Notes	Critical Dimensions
<b>39" High Calibre Front Lateral Files</b>	P1= painted finishes	Multiple freestanding files or cabinets ( not attached to walls or worksurfaces) should be ganged for security. Single freestanding files (two and three-high) should be weighted with a counterweight (see Accessories, page 83).	Actual Outside Case Height 38 <sup>27/32</sup> " Actual Inside Case Height 36"
Example: <b>C2F3930CCCC-115</b>	P2= painted finishes		
<b>C</b> Calibre Front	P3= painted finishes	Rails are provided for filing side-to-side and front-to-back and are adjustable for letter, A4, foolscap, JIS, legal, or EDP paper sizes.	Calibre files are 18" deep.
<b>2</b> Generation Code	Customer's own non-metallic paint finishes available at P1 pricing. This excludes metallic paints and white paints (see color policy page 15)		
<b>F</b> File		Per Drawer weight capacity 150 pounds.	<b>Note:</b> Drawer configurations read from top to bottom of the case. Drawers with hanging rails include front to back and side to side hanging rails. Refer to front planning pages for additional information.
<b>39</b> 39" High	See KnollKey lock program on page 192 for keying information.		
<b>30</b> 30" Wide		Dividers and attachment backs must be ordered separately for rollout shelves only.	Calibre files without locks include a black Knoll-logo insert in the same position. Insert may be removed to retrofit a lock later.
<b>C</b> Knoll Lock			
<b>C</b> 12" Drawer with Hanging Rails			
<b>C</b> 12" Drawer with Hanging Rails			
<b>C</b> 12" Drawer with Hanging Rails			
<b>115</b> Medium Grey (P1 paint pricing.)			

Calibre Front Lateral Files - Preconfigured  
*Calibre Front Lateral Files*  
*45" High Calibre Front Lateral Files*

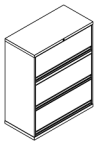
description	w	h	lock	pattern no.	P1	P2	P3
45" high lateral file, 4-10.5" drawers with hanging rails	30"	45"		<b>C2F4530EDDDD</b>	\$1,420.	\$1,567.	\$1,649.
	30"	45"	Y	<b>C2F4530CDDDD</b>	1,471.	1,617.	1,700.
	36"	45"		<b>C2F4536EDDDD</b>	1,602.	1,766.	1,856.
	36"	45"	Y	<b>C2F4536CDDDD</b>	1,651.	1,816.	1,909.
	42"	45"		<b>C2F4542EDDDD</b>	1,787.	1,971.	2,072.
	42"	45"	Y	<b>C2F4542CDDDD</b>	1,840.	2,023.	2,124.



45" high lateral file, 1-13.5" receding door with fixed shelf, 1-1.5" tie bar, 2-13.5" receding doors with fixed shelves	30"	45"		<b>C2F4530EMKMM</b>	1,387.	1,531.	1,609.
	30"	45"	Y	<b>C2F4530CMKMM</b>	1,440.	1,582.	1,663.
	36"	45"	Y	<b>C2F4536CMKMM</b>	1,517.	1,672.	1,756.
	42"	45"		<b>C2F4542EMKMM</b>	1,697.	1,874.	1,967.
	42"	45"	Y	<b>C2F4542CMKMM</b>	1,749.	1,925.	2,021.



45" high lateral file, 1-13.5" receding door with fixed shelf, 1-1.5" tie bar, 2-13.5" receding doors with fixed shelves	36"	45"		<b>C2F4536EMKMM</b>	1,468.	1,620.	1,704.
--	-----	-----	--	---------------------	--------	--------	--------



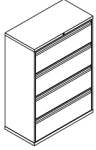
Order Code	Specification Information	Application Notes	Critical Dimensions
<b>45" High Calibre Front Lateral Files</b>	P1= painted finishes	Multiple freestanding files or cabinets (not attached to walls or worksurfaces) should be ganged for security. Single freestanding files (two and three-high) should be weighted with a counterweight (see Accessories page 83).	Actual Outside Case Height 44 <sup>27/32</sup> " Actual Inside Case Height 42"  Calibre files are 18" deep.
Example: <b>C2F4530CDDDD-115</b>	P2= painted finishes		
<b>C</b> Calibre Front	P3= painted finishes	Rails are provided for filing side-to-side and front-to-back and are adjustable for letter, A4, foolscap, JIS, legal, or EDP paper sizes.	<b>Note:</b> Drawer configurations read from top to bottom of the case. Drawers with hanging rails include front to back and side to side hanging rails. Refer to front planning pages for additional information.
<b>2</b> Generation Code	Customer's own non-metallic paint finishes available at P1 pricing. This excludes metallic paints and white paints. (see color policy page 15).		
<b>F</b> File	For reference shelf option substitute the "K" in the pattern number with a "J". Add \$178 list for reference shelf.	See KnollKey lock program on page 192 for keying information.	Label holders are not included with files. Please see Accessories page 83.
<b>45</b> 45" High			
<b>30</b> 30" Wide		Dividers and attachment backs must be ordered separately for rollout shelves only.	Calibre files without locks include a black Knoll-logo insert in the same position. Insert may be removed to retrofit a lock later.
<b>C</b> Knoll Lock			
<b>D</b> 10.5" Drawer with Hanging Rails			
<b>D</b> 10.5" Drawer with Hanging Rails			
<b>D</b> 10.5" Drawer with Hanging Rails			
<b>D</b> 10.5" Drawer with Hanging Rails			
<b>115</b> Medium Grey (P1 paint pricing)			



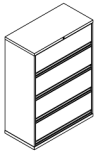
*Calibre Front Lateral Files*

*51" High Calibre Front Lateral Files*

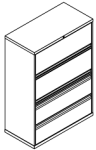
description	w	h	lock	pattern no.	P1	P2	P3
51" high lateral file, 4-12" drawers with hanging rails	30"	51"	Y	<b>C2F5130CCCC</b>	\$1,486.	\$1,635.	\$1,720.
	36"	51"		<b>C2F5136ECCCC</b>	1,612.	1,779.	1,870.
	36"	51"	Y	<b>C2F5136CXXXX</b>	1,667.	1,837.	1,928.
	42"	51"		<b>C2F5142ECCCC</b>	1,802.	1,984.	2,080.
	42"	51"	Y	<b>C2F5142CXXXX</b>	1,851.	2,041.	2,143.



51" high lateral file, 4-12" receding doors with rollout shelves	30"	51"		<b>C2F5130EZZZZ</b>	1,677.	1,847.	1,942.
	36"	51"		<b>C2F5136EZZZZ</b>	1,861.	2,048.	2,155.
	36"	51"	Y	<b>C2F5136CZZZZ</b>	1,915.	2,106.	2,218.
	42"	51"		<b>C2F5142EZZZZ</b>	2,041.	2,253.	2,363.
	42"	51"	Y	<b>C2F5142CZZZZ</b>	2,095.	2,309.	2,422.



51" high lateral file, 2-13.5" receding doors with fixed shelf, 2-10.5" drawers with hanging rails	30"	51"		<b>C2F5130EMMDD</b>	1,426.	1,574.	1,656.
	30"	51"	Y	<b>C2F5130CMMDD</b>	1,476.	1,625.	1,706.
	36"	51"		<b>C2F5136EMMDD</b>	1,716.	1,893.	1,990.
	36"	51"	Y	<b>C2F5136CMMDD</b>	1,767.	1,943.	2,040.
	42"	51"		<b>C2F5142EMMDD</b>	1,984.	2,185.	2,297.
42"	51"	Y	<b>C2F5142CMMDD</b>	2,034.	2,237.	2,349.	

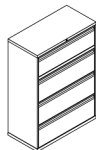


Order Code	Specification Information	Application Notes	Critical Dimensions
<b>51" High Calibre Front Lateral Files</b>	P1= painted finishes	Multiple freestanding files or cabinets (not attached to walls or worksurfaces) should be ganged for security. Single freestanding files (two and three high) should be weighted with a counterweight (see Accessories, page 83)	Actual Outside Case Height 50 <sup>27/32</sup> " Actual Inside Case Height 48"
Example: <b>C2F5130CCCC-115</b>	P2= painted finishes		
<b>C</b> Calibre Front	P3 = painted finishes	Rails are provided for filing side-to-side and front-to-back and are adjustable for letter, A4, foolscap, JIS, legal, or EDP paper sizes.	Calibre files are 18" deep.
<b>2</b> Generation Code	Customer's own non-metallic paint finishes available at P1 pricing. This excludes metallic paints and white paints. (see custom color policy page 15)		
<b>F</b> File	For reference shelf option substitute the "K" in the pattern number with a "J". Add \$178 list for reference shelf.	See KnollKey lock program on page 192 for keying information.	<b>Note:</b> Drawer configurations read from top to bottom of the case. Drawers with hanging rails include front to back and side to side hanging rails. Refer to front planning pages for additional information.
<b>51</b> 51" High			
<b>30</b> 30" Wide		Dividers and attachment backs must be ordered separately for rollout shelves only.	Label holders are not included with files. Please see Accessories page 83.
<b>C</b> Knoll Lock			
<b>C</b> 12" Drawer with Hanging Rails		Calibre files without locks include a black Knoll-logo insert in the same position. Insert may be removed to retrofit a lock later.	
<b>C</b> 12" Drawer with Hanging Rails			
<b>C</b> 12" Drawer with Hanging Rails			
<b>115</b> Medium Grey (P1 paint pricing.)			

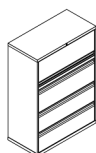
*Calibre Front Lateral Files*

*51" High Calibre Front Lateral Files*

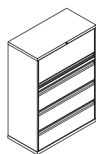
description	w	h	lock	pattern no.	P1	P2	P3
51" high lateral file, 1-10.5" drawer, 1-1.5" tie bar, 3-12" drawers with hanging rails	30"	51"		<b>C2F5130EDKCCC</b>	\$1,470.	\$1,622.	\$1,706.
	30"	51"	Y	<b>C2F5130CDKCCC</b>	1,521.	1,674.	1,758.
	36"	51"		<b>C2F5136EDKCCC</b>	1,714.	1,889.	1,986.
	36"	51"	Y	<b>C2F5136CDKCCC</b>	1,762.	1,940.	2,036.
	42"	51"		<b>C2F5142EDKCCC</b>	1,903.	2,098.	2,207.
	42"	51"	Y	<b>C2F5142CDKCCC</b>	1,955.	2,150.	2,258.



51" high lateral file, 1-13.5" receding door with fixed shelf, 1-1.5" tie bar, 1-12" drawer, 2-10.5" drawers with hanging rails	30"	51"		<b>C2F5130EMKCDD</b>	1,471.	1,623.	1,708.
	30"	51"	Y	<b>C2F5130CMKCDD</b>	1,523.	1,677.	1,759.
	36"	51"		<b>C2F5136EMKCDD</b>	1,757.	1,937.	2,036.
	36"	51"	Y	<b>C2F5136CMKCDD</b>	1,809.	1,991.	2,089.
	42"	51"		<b>C2F5142EMKCDD</b>	2,020.	2,226.	2,339.
	42"	51"	Y	<b>C2F5142CMKCDD</b>	2,071.	2,278.	2,392.



51" high lateral file, 1-15" receding door with fixed shelf, 1-1.5" tie bar, 3-10.5" drawers with hanging rails	30"	51"		<b>C2F5130ELKDDD</b>	1,471.	1,623.	1,708.
	30"	51"	Y	<b>C2F5130CLKDDD</b>	1,523.	1,677.	1,759.
	36"	51"		<b>C2F5136ELKDDD</b>	1,757.	1,937.	2,036.
	36"	51"	Y	<b>C2F5136CLKDDD</b>	1,809.	1,991.	2,089.
	42"	51"		<b>C2F5142ELKDDD</b>	2,020.	2,226.	2,339.
	42"	51"	Y	<b>C2F5142CLKDDD</b>	2,071.	2,278.	2,392.

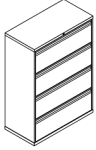


Order Code	Specification Information	Application Notes	Critical Dimensions
<b>51" High Calibre Front Lateral Files</b>	P1= painted finishes	Multiple freestanding files or cabinets (not attached to walls or worksurfaces) should be ganged for security. Single freestanding files (two and three high) should be weighted with a counterweight (see Accessories, page 83)	Actual Outside Case Height 50 <sup>27/32</sup> " Actual Inside Case Height 48"
Example: <b>C2F5130CCCC-115</b>	P2= painted finishes		Calibre files are 18" deep.
<b>C</b> Calibre Front	P3= painted finishes		<b>Note:</b> Drawer configurations read from top to bottom of the case. Drawers with hanging rails include front to back and side to side hanging rails. Refer to front planning pages for additional information.
<b>2</b> Generation Code	Customer's own non-metallic paint finishes available at P1 pricing. This excludes metallic paints and white paints. (see custom color policy page 15)	Rails are provided for filing side-to-side and front-to-back and are adjustable for letter, A4, foolscap, JIS, legal, or EDP paper sizes.	Label holders are not included with files. Please see Accessories page 83.
<b>F</b> File	For reference shelf option substitute the "K" in the pattern number with a "J". Add \$178 list for reference shelf.	See KnollKey lock program on page 192 for keying information.	Calibre files without locks include a black Knoll-logo insert in the same position. Insert may be removed to retrofit a lock later.
<b>51</b> 51" High		Dividers and attachment backs must be ordered separately for rollout shelves only.	
<b>30</b> 30" Wide			
<b>C</b> Knoll Lock			
<b>C</b> 12" Drawer with Hanging Rails			
<b>C</b> 12" Drawer with Hanging Rails			
<b>C</b> 12" Drawer with Hanging Rails			
<b>115</b> Medium Grey (P1 paint pricing.)			

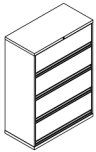
Calibre Front Lateral Files - Preconfigured  
*Calibre Front Lateral Files*  
*51" High Calibre Front Lateral Files*

Calibre

description	w	h	lock	pattern no.	P1	P2	P3
51" high lateral file, 4-12" drawers with hanging rails	30"	51"		<b>C2F5130ECCCC</b>	\$1,435.	\$1,577.	\$1,661.



51" high lateral file, 4-12" receding doors with rollout shelves	30"	51"	Y	<b>C2F5130CZZZ</b>	1,726.	1,907.	2,003.
--	-----	-----	---	--------------------	--------	--------	--------

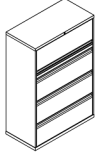


Order Code	Specification Information	Application Notes	Critical Dimensions
<b>51" High Calibre Front Lateral Files</b>	P1= painted finishes	Multiple freestanding files or cabinets (not attached to walls or worksurfaces) should be ganged for security. Single freestanding files (two and three high) should be weighted with a counterweight (see Accessories, page 83)	Actual Outside Case Height 50 <sup>27/32</sup> " Actual Inside Case Height 48"
Example: <b>C2F5130CCCC-115</b>	P2= painted finishes		
<b>C</b> Calibre Front	P3 = painted finishes	Rails are provided for filing side-to-side and front-to-back and are adjustable for letter, A4, foolscap, JIS, legal, or EDP paper sizes.	Calibre files are 18" deep.
<b>2</b> Generation Code	Customer's own non-metallic paint finishes available at P1 pricing. This excludes metallic paints and white paints. (see custom color policy page 15)		
<b>F</b> File	For reference shelf option substitute the "K" in the pattern number with a "J". Add \$178 list for reference shelf.	See KnollKey lock program on page 192 for keying information.	<b>Note:</b> Drawer configurations read from top to bottom of the case. Drawers with hanging rails include front to back and side to side hanging rails. Refer to front planning pages for additional information.
<b>51</b> 51" High			
<b>30</b> 30" Wide		Dividers and attachment backs must be ordered separately for rollout shelves only.	Label holders are not included with files. Please see Accessories page 83.
<b>C</b> Knoll Lock			
<b>C</b> 12" Drawer with Hanging Rails		Calibre files without locks include a black Knoll-logo insert in the same position. Insert may be removed to retrofit a lock later.	
<b>C</b> 12" Drawer with Hanging Rails			
<b>115</b> Medium Grey (P1 paint pricing.)			

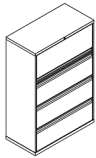
*Calibre Front Lateral Files*

*54" High Calibre Front Lateral Files*

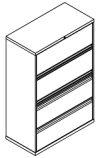
description	w	h	lock	pattern no.	P1	P2	P3
54" high lateral file, 1-13.5" receding door with fixed shelf, 1-1.5" tie bar, 3-12" drawers with hanging rails	30"	54"		<b>C2F5430EMKCCC</b>	\$1,490.	\$1,643.	\$1,726.
	30"	54"	Y	<b>C2F5430CMKCCC</b>	1,543.	1,693.	1,780.
	36"	54"		<b>C2F5436EMKCCC</b>	1,760.	1,942.	2,041.
	36"	54"	Y	<b>C2F5436CMKCCC</b>	1,813.	1,994.	2,094.
	42"	54"		<b>C2F5442EMKCCC</b>	2,013.	2,220.	2,334.
	42"	54"	Y	<b>C2F5442CMKCCC</b>	2,065.	2,270.	2,386.



54" high lateral file, 1-15" receding door with fixed shelf, 3-12" drawers with hanging rails	30"	54"		<b>C2F5430ELCCC</b>	1,441.	1,588.	1,672.
	30"	54"	Y	<b>C2F5430CLCCC</b>	1,494.	1,641.	1,723.
	36"	54"		<b>C2F5436ELCCC</b>	1,711.	1,888.	1,985.
	36"	54"	Y	<b>C2F5436CLCCC</b>	1,761.	1,939.	2,035.
	42"	54"		<b>C2F5442ELCCC</b>	2,009.	2,217.	2,332.
	42"	54"	Y	<b>C2F5442CLCCC</b>	2,061.	2,266.	2,382.



54" high lateral file, 2-13.5" receding doors with fixed shelves, 2-12" drawers with hanging rails	30"	54"		<b>C2F5430EMMCC</b>	1,639.	1,810.	1,902.
	30"	54"	Y	<b>C2F5430CMMCC</b>	1,691.	1,861.	1,954.
	36"	54"		<b>C2F5436EMMCC</b>	1,745.	1,925.	2,024.
	36"	54"	Y	<b>C2F5436CMMCC</b>	1,795.	1,976.	2,077.
	42"	54"		<b>C2F5442EMMCC</b>	1,955.	2,155.	2,264.
	42"	54"	Y	<b>C2F5442CMMCC</b>	2,007.	2,208.	2,317.

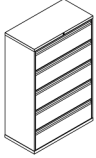


Order Code	Specification Information	Application Notes	Critical Dimensions
<b>54" High Calibre Front Lateral Files</b>	P1= painted finishes P2= painted finishes P3 = painted finishes	Multiple freestanding files or cabinets (not attached to walls or worksurfaces) should be ganged for security. Single freestanding files (two and three high) should be weighted with a counterweight (see Accessories, page 83)	Actual Outside Case Height 53 <sup>27/32</sup> " Actual Inside Case Height 51"  Calibre files are 18" deep.
<b>Example: C2F54130CMMCC-115</b>	Customer's own non-metallic paint finishes available at P1 pricing. This excludes metallic paints and white paints. (see custom color policy page 15)	Rails are provided for filing side-to-side and front-to-back and are adjustable for letter, A4, foolscap, JIS, legal, or EDP paper sizes.	<b>Note:</b> Drawer configurations read from top to bottom of the case. Drawers with hanging rails include front to back and side to side hanging rails. Refer to front planning pages for additional information.
<b>C Calibre Front</b>	For reference shelf option substitute the "K" in the pattern number with a "J". Add \$178 list for reference shelf.	See KnollKey lock program on page 192 for keying information.	Label holders are not included with files. Please see Accessories page 83.
<b>2 Generation Code</b>			
<b>F File</b>			
<b>54 54" High</b>			
<b>30 30" Wide</b>			
<b>C Knoll Lock</b>			
<b>M 13.5" Receding Door with Fixed Shelf</b>			
<b>M 13.5" Receding Door with Fixed Shelf</b>			
<b>C 12" Drawer with Hanging Rails</b>			
<b>C 12" Drawer with Hanging Rails</b>			
<b>115 Medium Grey (P1 paint pricing.)</b>			

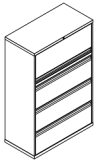
*Calibre Front Lateral Files*

*55.5" High Calibre Front Lateral Files*

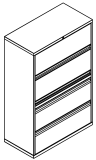
description	w	h	lock	pattern no.	P1	P2	P3
55.5" high lateral file, 5-10.5" drawers with hanging rails	30"	55.5"		<b>C2F5530EDDDDD</b>	\$1,612.	\$1,781.	\$1,872.
	30"	55.5"	Y	<b>C2F5530CDDDDDD</b>	1,667.	1,834.	1,924.
	36"	55.5"		<b>C2F5536EDDDDD</b>	1,814.	2,002.	2,102.
	42"	55.5"		<b>C2F5542EDDDDD</b>	2,013.	2,220.	2,334.
	42"	55.5"	Y	<b>C2F5542CDDDDDD</b>	2,065.	2,270.	2,386.



55.5" high lateral file, 1-15" receding door with fixed shelves, 1-1.5" tie bar, 3-12" drawers with hanging rails	30"	55.5"		<b>C2F5530ELKCCC</b>	1,500.	1,656.	1,738.
	30"	55.5"	Y	<b>C2F5530CLKCCC</b>	1,551.	1,706.	1,791.
	36"	55.5"	Y	<b>C2F5536CLKCCC</b>	1,816.	1,998.	2,098.
	42"	55.5"		<b>C2F5542ELKCCC</b>	2,036.	2,247.	2,362.
	42"	55.5"	Y	<b>C2F5542CLKCCC</b>	2,089.	2,297.	2,411.



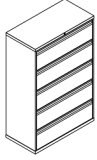
55.5" high lateral file, 2-13.5" receding doors with fixed shelf, 1-1.5" tie bar, 2-12" drawers with hanging rails	30"	55.5"		<b>C2F5530EMMKCC</b>	1,501.	1,657.	1,741.
	30"	55.5"	Y	<b>C2F5530CMMKCC</b>	1,552.	1,708.	1,792.
	36"	55.5"		<b>C2F5536EMMKCC</b>	1,776.	1,956.	2,058.
	36"	55.5"	Y	<b>C2F5536CMMKCC</b>	1,823.	2,008.	2,110.
	42"	55.5"		<b>C2F5542EMMKCC</b>	2,054.	2,263.	2,382.
	42"	55.5"	Y	<b>C2F5542CMMKCC</b>	2,106.	2,315.	2,434.



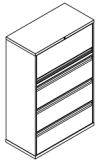
Order Code	Specification Information	Application Notes	Critical Dimensions
<b>55.5" High Calibre Front Lateral Files</b>	P1= painted finishes P2= painted finishes P3 = painted finishes	Multiple freestanding files or cabinets (not attached to walls or worksurfaces) should be ganged for security. Single freestanding files (two and three high) should be weighted with a counterweight (see Accessories, page 83)	Actual Outside Case Height 55 11/32" Actual Inside Case Height 52 1/2"  Calibre files are 18" deep.
Example: <b>C2F5530CDDDDDD-115</b>	Customer's own non-metallic paint finishes available at P1 pricing. This excludes metallic paints and white paints. (see custom color policy page 15)	Rails are provided for filing side-to-side and front-to-back and are adjustable for letter, A4, foolscap, JIS, legal, or EDP paper sizes.	<b>Note:</b> Drawer configurations read from top to bottom of the case. Drawers with hanging rails include front to back and side to side hanging rails. Refer to front planning pages for additional information.
<b>C</b> Calibre Front	For reference shelf option substitute the "K" in the pattern number with a "J". Add \$178 list for reference shelf.	See KnollKey lock program on page 192 for keying information.	Label holders are not included with files. Please see Accessories page 83.
<b>2</b> Generation Code		Dividers and attachment backs must be ordered separately for rollout shelves only.	Calibre files without locks include a black Knoll-logo insert in the same position. Insert may be removed to retrofit a lock later.
<b>F</b> File			
<b>55</b> 55.5" High			
<b>30</b> 30" Wide			
<b>C</b> Knoll Lock			
<b>D</b> 10.5" Drawer with Hanging Rails			
<b>D</b> 10.5" Drawer with Hanging Rails			
<b>D</b> 10.5" Drawer with Hanging Rails			
<b>D</b> 10.5" Drawer with Hanging Rails			
<b>115</b> Medium Grey (P1 paint pricing.)			

Calibre Front Lateral Files - Preconfigured  
*Calibre Front Lateral Files*  
*55.5" High Calibre Front Lateral Files*

description	w	h	lock	pattern no.	P1	P2	P3
55.5" high lateral file, 5-10.5" drawers with hanging rails	36"	55.5"	Y	<b>C2F5536CDDDDD</b>	\$1,866.	\$2,053.	\$2,154.



55.5" high lateral file, 1-15" receding door with fixed shelves, 1-1.5" tie bar, 3-12" drawers with hanging rails	36"	55.5"		<b>C2F5536ELKCCC</b>	1,766.	1,948.	2,047.
---	-----	-------	--	----------------------	--------	--------	--------

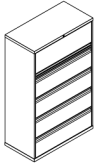


Order Code	Specification Information	Application Notes	Critical Dimensions
<b>55.5" High Calibre Front Lateral Files</b>	P1= painted finishes P2= painted finishes P3 = painted finishes	Multiple freestanding files or cabinets (not attached to walls or worksurfaces) should be ganged for security. Single freestanding files (two and three high) should be weighted with a counterweight (see Accessories, page 83)	Actual Outside Case Height 55 <sup>11</sup> / <sub>32</sub> " Actual Inside Case Height 52 <sup>1</sup> / <sub>2</sub> "  Calibre files are 18" deep.
Example: <b>C2F5530CDDDDD-115</b>	Customer's own non-metallic paint finishes available at P1 pricing. This excludes metallic paints and white paints. (see custom color policy page 15)	Rails are provided for filing side-to-side and front-to-back and are adjustable for letter, A4, foolscap, JIS, legal, or EDP paper sizes.	<b>Note:</b> Drawer configurations read from top to bottom of the case. Drawers with hanging rails include front to back and side to side hanging rails. Refer to front planning pages for additional information.
<b>C</b> Calibre Front	For reference shelf option substitute the "K" in the pattern number with a "J". Add \$178 list for reference shelf.	See KnollKey lock program on page 192 for keying information.	Label holders are not included with files. Please see Accessories page 83.
<b>2</b> Generation Code		Dividers and attachment backs must be ordered separately for rollout shelves only.	Calibre files without locks include a black Knoll-logo insert in the same position. Insert may be removed to retrofit a lock later.
<b>F</b> File			
<b>55</b> 55.5" High			
<b>30</b> 30" Wide			
<b>C</b> Knoll Lock			
<b>D</b> 10.5" Drawer with Hanging Rails			
<b>D</b> 10.5" Drawer with Hanging Rails			
<b>D</b> 10.5" Drawer with Hanging Rails			
<b>D</b> 10.5" Drawer with Hanging Rails			
<b>115</b> Medium Grey (P1 paint pricing.)			

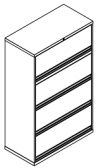
*Calibre Front Lateral Files*

*58.5" High Calibre Front Lateral Files*

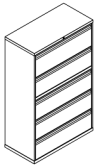
description	w	h	lock	pattern no.	P1	P2	P3
58.5" high lateral file, 1-13.5" receding door with fixed shelf, 4-10.5" drawers with hanging rails	30"	58.5"		<b>C2F5830EMDDDD</b>	\$1,699.	\$1,875.	\$1,971.
	30"	58.5"	Y	<b>C2F5830CMDDDD</b>	1,752.	1,926.	2,023.
	36"	58.5"		<b>C2F5836EMDDDD</b>	1,991.	2,191.	2,304.
	36"	58.5"	Y	<b>C2F5836CMDDDD</b>	2,041.	2,247.	2,359.
	42"	58.5"		<b>C2F5842EMDDDD</b>	2,157.	2,377.	2,500.
	42"	58.5"	Y	<b>C2F5842CMDDDD</b>	2,210.	2,433.	2,554.



58.5" high lateral file, 1-13.5" receding door with fixed shelf, 1-1.5" tie bar, 3-13.5" receding doors with fixed shelf	30"	58.5"		<b>C2F5830EMKMMM</b>	1,521.	1,680.	1,767.
	30"	58.5"	Y	<b>C2F5830CMKMMM</b>	1,574.	1,730.	1,817.
	36"	58.5"		<b>C2F5836EMKMMM</b>	1,808.	1,993.	2,095.
	36"	58.5"	Y	<b>C2F5836CMKMMM</b>	1,858.	2,043.	2,147.
	42"	58.5"		<b>C2F5842EMKMMM</b>	2,102.	2,317.	2,440.
	42"	58.5"	Y	<b>C2F5842CMKMMM</b>	2,154.	2,368.	2,490.



58.5" high lateral file, 1-12" drawer with hanging rails, 1-10.5" drawer, 1-1.5" tie bar, 3-10.5" drawers with hanging rails	30"	58.5"		<b>C2F5830ECDKDDD</b>	1,725.	1,904.	2,003.
	30"	58.5"	Y	<b>C2F5830CCDKDDD</b>	1,779.	1,956.	2,054.
	36"	58.5"		<b>C2F5836ECDKDDD</b>	1,930.	2,131.	2,241.
	36"	58.5"	Y	<b>C2F5836CCDKDDD</b>	1,985.	2,183.	2,293.
	42"	58.5"		<b>C2F5842ECDKDDD</b>	2,134.	2,355.	2,473.
	42"	58.5"	Y	<b>C2F5842CCDKDDD</b>	2,186.	2,406.	2,525.



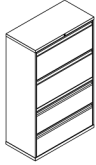
Order Code	Specification Information	Application Notes	Critical Dimensions
<b>58.5" High Calibre Front Lateral Files</b>	P1= painted finishes	Multiple freestanding files or cabinets (not attached to walls or worksurfaces) should be ganged for security. Single freestanding files (two and three-high) should be weighted with a counterweight (see Accessories page 83).	Actual Outside Case Height 58 11/32" Actual Inside Case Height 55 1/2" Calibre files are 18" deep.
Example: <b>C2F5830CAAKCC-115</b>	P2= painted finishes		
<b>C</b> Calibre Front	P3= painted finishes		
<b>2</b> Generation Code	Customer's own non-metallic paint finishes available at P1 pricing. This excludes metallic paints and white paints. (see color policy page 15).	Rails are provided for filing side-to-side and front-to-back and are adjustable for letter, A4, foolscap, JIS, legal, or EDP paper sizes.	<b>Note:</b> Drawer configurations read from top to bottom of the case. Drawers with hanging rails include front to back and side to side hanging rails. Refer to front planning pages for additional information.
<b>F</b> File	For reference shelf option substitute the "K" in the pattern number with a "J". Add \$178 list for reference shelf.	See KnollKey lock program on page 192 for keying information.	Label holders are not included with files. Please see Accessories page 83.
<b>58</b> 58.5" High			
<b>30</b> 30" Wide		Dividers and attachment backs must be ordered separately for rollout shelves only.	Calibre files without locks include a black Knoll-logo insert in the same position. Insert may be removed to retrofit a lock later.
<b>C</b> Knoll Lock			
<b>A</b> 10.5" Drawer with Hanging Rails			
<b>A</b> 10.5" Drawer with Hanging Rails			
<b>K</b> 1.5" Tie bar			
<b>C</b> 12" Drawer with Hanging Rails			
<b>C</b> 12" Drawer with Hanging Rails			
<b>115</b> Medium Grey (P1 paint pricing)			



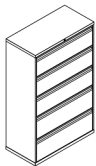
*Calibre Front Lateral Files*

*58.5" High Calibre Front Lateral Files*

description	w	h	lock	pattern no.	P1	P2	P3
58.5" high lateral file, 2-15" drawers with hanging rails, 1-1.5" tie bar, 2-12" drawers with hanging rails	30"	58.5"		<b>C2F5830EAAKCC</b>	\$1,674.	\$1,846.	\$1,942.
	30"	58.5"	Y	<b>C2F5830CAAKCC</b>	1,725.	1,898.	1,994.
	36"	58.5"		<b>C2F5836EAAKCC</b>	1,837.	2,024.	2,129.
	36"	58.5"	Y	<b>C2F5836CAAKCC</b>	1,888.	2,077.	2,181.
	42"	58.5"		<b>C2F5842EAAKCC</b>	1,978.	2,183.	2,295.
	42"	58.5"	Y	<b>C2F5842CAAKCC</b>	2,031.	2,235.	2,347.



58.5" high lateral file, 3-10.5" drawers with hanging rails, 2-12" drawers with hanging rails	30"	58.5"		<b>C2F5830EDDDCC</b>	1,632.	1,802.	1,893.
	30"	58.5"	Y	<b>C2F5830CDDDDCC</b>	1,684.	1,850.	1,943.
	36"	58.5"		<b>C2F5836EDDDCC</b>	1,835.	2,023.	2,126.
	36"	58.5"	Y	<b>C2F5836CDDDDCC</b>	1,887.	2,075.	2,180.
	42"	58.5"		<b>C2F5842EDDDCC</b>	2,033.	2,242.	2,358.
	42"	58.5"	Y	<b>C2F5842CDDDDCC</b>	2,083.	2,294.	2,408.



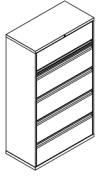
Order Code	Specification Information	Application Notes	Critical Dimensions
<b>58.5" High Calibre Front Lateral Files</b>	P1= painted finishes P2= painted finishes P3= painted finishes	Multiple freestanding files or cabinets (not attached to walls or worksurfaces) should be ganged for security. Single freestanding files (two and three-high) should be weighted with a counterweight (see Accessories page 83).	Actual Outside Case Height 58 11/32" Actual Inside Case Height 55 1/2" Calibre files are 18" deep.
Example: <b>C2F5830CAAKCC-115</b>	Customer's own non-metallic paint finishes available at P1 pricing. This excludes metallic paints and white paints. (see color policy page 15).	Rails are provided for filing side-to-side and front-to-back and are adjustable for letter, A4, foolscap, JIS, legal, or EDP paper sizes.	<b>Note:</b> Drawer configurations read from top to bottom of the case. Drawers with hanging rails include front to back and side to side hanging rails. Refer to front planning pages for additional information.
<b>C</b> Calibre Front	For reference shelf option substitute the "K" in the pattern number with a "J". Add \$178 list for reference shelf.	See KnollKey lock program on page 192 for keying information.	Label holders are not included with files. Please see Accessories page 83.
<b>2</b> Generation Code		Dividers and attachment backs must be ordered separately for rollout shelves only.	Calibre files without locks include a black Knoll-logo insert in the same position. Insert may be removed to retrofit a lock later.
<b>F</b> File			
<b>58</b> 58.5" High			
<b>30</b> 30" Wide			
<b>C</b> Knoll Lock			
<b>A</b> 10.5" Drawer with Hanging Rails			
<b>A</b> 10.5" Drawer with Hanging Rails			
<b>K</b> 1.5" Tie bar			
<b>C</b> 12" Drawer with Hanging Rails			
<b>C</b> 12" Drawer with Hanging Rails			
<b>115</b> Medium Grey (P1 paint pricing)			



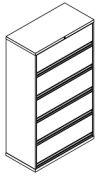
*Calibre Front Lateral Files*

*63" High Calibre Front Lateral Files*

description	w	h	lock	pattern no.	P1	P2	P3
63" high lateral file, 1-12" receding door with pullout shelf, 4-12" drawers with hanging rails	30"	63"		<b>C2F6330EZCCCC</b>	\$1,718.	\$1,894.	\$1,990.
	30"	63"	Y	<b>C2F6330CZCCCC</b>	1,769.	1,949.	2,047.
	36"	63"		<b>C2F6336EZCCCC</b>	1,925.	2,120.	2,227.
	36"	63"	Y	<b>C2F6336CZCCCC</b>	1,976.	2,177.	2,288.
	42"	63"		<b>C2F6342EZCCCC</b>	2,153.	2,373.	2,491.
	42"	63"	Y	<b>C2F6342CZCCCC</b>	2,204.	2,428.	2,551.



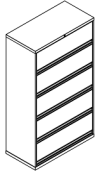
63" high lateral file, 5-12" receding doors with fixed shelves	30"	63"		<b>C2F6330ENNNNN</b>	1,708.	1,883.	1,980.
	30"	63"	Y	<b>C2F6330CNNNNN</b>	1,759.	1,934.	2,033.
	36"	63"		<b>C2F6336ENNNNN</b>	1,988.	2,189.	2,302.
	36"	63"	Y	<b>C2F6336CNNNNN</b>	2,039.	2,243.	2,356.
	42"	63"		<b>C2F6342ENNNNN</b>	2,394.	2,637.	2,775.
	42"	63"	Y	<b>C2F6342CNNNNN</b>	2,447.	2,694.	2,825.



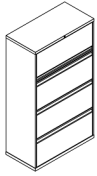
Order Code	Specification Information	Application Notes	Critical Dimensions
<b>63" High Calibre Front Lateral Files</b>	P1= painted finishes P2= painted finishes P3= painted finishes	Multiple freestanding files or cabinets (not attached to walls or worksurfaces) should be ganged for security. Single freestanding files (two and three-high) should be weighted with a counterweight (see Accessories page 83).	Actual Outside Case Height 62 <sup>27/32</sup> " Actual Inside Case Height 60" Calibre files are 18" deep.
Example: <b>C2F6330CMMKDDD-115</b>	Customer's own non-metallic paint finishes available at P1 pricing. This excludes metallic paints and white paints. (see color policy page 15).	Rails are provided for filing side-to-side and front-to-back and are adjustable for letter, A4, foolscap, JIS, legal, or EDP paper sizes.	<b>Note:</b> Drawer configurations read from top to bottom of the case. Drawers with hanging rails include front to back and side to side hanging rails. Refer to front planning pages for additional information.
<b>C</b> Calibre Front	For reference shelf option substitute the "K" in the pattern number with a "J". Add \$178 list for reference shelf.	See KnollKey lock program on page 192 for keying information.	Label holders are not included with files. Please see Accessories page 83.
<b>2</b> Generation Code		Dividers and attachment backs must be ordered separately for rollout shelves only.	Calibre files without locks include a black Knoll-logo insert in the same position. Insert may be removed to retrofit a lock later.
<b>F</b> File			
<b>63</b> 63" High			
<b>30</b> 30" Wide			
<b>C</b> Knoll Lock			
<b>M</b> 13.5" Receding Door with Fixed Shelf			
<b>M</b> 13.5" Receding Door with Fixed Shelf			
<b>K</b> 1.5" Tie bar			
<b>D</b> 10.5" Drawer with Hanging Rails			
<b>D</b> 10.5" Drawer with Hanging Rails			
<b>D</b> 10.5" Drawer with Hanging Rails			
<b>115</b> Medium Grey (P1 paint pricing)			

Calibre Front Lateral Files - Preconfigured  
*Calibre Front Lateral Files*  
*63" High Calibre Front Lateral Files*

description	w	h	lock	pattern no.	P1	P2	P3
63" high lateral file, 5-12" receding doors with rollout shelves	30"	63"		<b>C2F6330EZZZZ</b>	\$1,961.	\$2,162.	\$2,269.
	30"	63"	Y	<b>C2F6330CZZZZ</b>	2,009.	2,219.	2,332.
	36"	63"		<b>C2F6336EZZZZ</b>	2,174.	2,389.	2,514.
	36"	63"	Y	<b>C2F6336CZZZZ</b>	2,225.	2,447.	2,575.
	42"	63"	Y	<b>C2F6342CZZZZ</b>	2,447.	2,702.	2,831.



63" high lateral file, 1-15" receding door with fixed shelf, 3-15" drawers with hanging rails	30"	63"		<b>C2F6330ELAAA</b>	1,637.	1,807.	1,898.
	30"	63"	Y	<b>C2F6330CLAAA</b>	1,688.	1,857.	1,951.
	36"	63"		<b>C2F6336ELAAA</b>	1,878.	2,071.	2,178.
	36"	63"	Y	<b>C2F6336CLAAA</b>	1,928.	2,123.	2,228.
	42"	63"		<b>C2F6342ELAAA</b>	2,196.	2,421.	2,548.
	42"	63"	Y	<b>C2F6342CLAAA</b>	2,250.	2,473.	2,597.

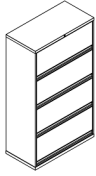


Order Code	Specification Information	Application Notes	Critical Dimensions
<b>63" High Calibre Front Lateral Files</b>	P1= painted finishes P2= painted finishes P3= painted finishes	Multiple freestanding files or cabinets (not attached to walls or worksurfaces) should be ganged for security. Single freestanding files (two and three-high) should be weighted with a counterweight (see Accessories page 83).	Actual Outside Case Height 62 <sup>27/32</sup> " Actual Inside Case Height 60" Calibre files are 18" deep.
Example: <b>C2F6330CMMKDDD-115</b>	Customer's own non-metallic paint finishes available at P1 pricing. This excludes metallic paints and white paints. (see color policy page 15).	Rails are provided for filing side-to-side and front-to-back and are adjustable for letter, A4, foolscap, JIS, legal, or EDP paper sizes.	<b>Note:</b> Drawer configurations read from top to bottom of the case. Drawers with hanging rails include front to back and side to side hanging rails. Refer to front planning pages for additional information.
<b>C</b> Calibre Front	For reference shelf option substitute the "K" in the pattern number with a "J". Add \$178 list for reference shelf.	See KnollKey lock program on page 192 for keying information.	Label holders are not included with files. Please see Accessories page 83.
<b>2</b> Generation Code		Dividers and attachment backs must be ordered separately for rollout shelves only.	Calibre files without locks include a black Knoll-logo insert in the same position. Insert may be removed to retrofit a lock later.
<b>F</b> File			
<b>63</b> 63" High			
<b>30</b> 30" Wide			
<b>C</b> Knoll Lock			
<b>M</b> 13.5" Receding Door with Fixed Shelf			
<b>M</b> 13.5" Receding Door with Fixed Shelf			
<b>K</b> 1.5" Tie bar			
<b>D</b> 10.5" Drawer with Hanging Rails			
<b>D</b> 10.5" Drawer with Hanging Rails			
<b>D</b> 10.5" Drawer with Hanging Rails			
<b>115</b> Medium Grey (P1 paint pricing)			

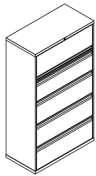
*Calibre Front Lateral Files*

*63" High Calibre Front Lateral Files*

description	w	h	lock	pattern no.	P1	P2	P3
63" high lateral file, 4-15" receding doors with fixed shelf	30"	63"		<b>C2F6330ELLLL</b>	\$1,591.	\$1,757.	\$1,846.
	30"	63"	Y	<b>C2F6330CLLLL</b>	1,644.	1,809.	1,898.
	36"	63"		<b>C2F6336ELLLL</b>	1,858.	2,049.	2,154.
	36"	63"	Y	<b>C2F6336CLLLL</b>	1,912.	2,101.	2,207.
	42"	63"		<b>C2F6342ELLLL</b>	2,153.	2,373.	2,497.
	42"	63"	Y	<b>C2F6342CLLLL</b>	2,206.	2,423.	2,550.



63" high lateral file, 1-13.5" receding door with fixed shelf, 1-10.5" drawer, 3-12" drawers with hanging rails	30"	63"		<b>C2F6330EMDCCC</b>	1,779.	1,962.	2,061.
	30"	63"	Y	<b>C2F6330CMDCCC</b>	1,831.	2,013.	2,114.
	36"	63"		<b>C2F6336EMDCCC</b>	1,986.	2,188.	2,300.
	36"	63"	Y	<b>C2F6336CMDCCC</b>	2,036.	2,242.	2,354.
	42"	63"		<b>C2F6342EMDCCC</b>	2,298.	2,531.	2,665.
	42"	63"	Y	<b>C2F6342CMDCCC</b>	2,350.	2,584.	2,713.

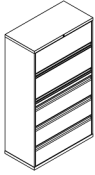


Order Code	Specification Information	Application Notes	Critical Dimensions
<b>63" High Calibre Front Lateral Files</b>	P1= painted finishes P2= painted finishes P3= painted finishes	Multiple freestanding files or cabinets (not attached to walls or worksurfaces) should be ganged for security. Single freestanding files (two and three-high) should be weighted with a counterweight (see Accessories page 83).	Actual Outside Case Height 62 <sup>27/32</sup> " Actual Inside Case Height 60" Calibre files are 18" deep.
Example: <b>C2F6330CMMKDDDD-115</b>	Customer's own non-metallic paint finishes available at P1 pricing. This excludes metallic paints and white paints. (see color policy page 15).	Rails are provided for filing side-to-side and front-to-back and are adjustable for letter, A4, foolscap, JIS, legal, or EDP paper sizes.	<b>Note:</b> Drawer configurations read from top to bottom of the case. Drawers with hanging rails include front to back and side to side hanging rails. Refer to front planning pages for additional information.
<b>C</b> Calibre Front	For reference shelf option substitute the "K" in the pattern number with a "J". Add \$178 list for reference shelf.	See KnollKey lock program on page 192 for keying information.	Label holders are not included with files. Please see Accessories page 83.
<b>2</b> Generation Code		Dividers and attachment backs must be ordered separately for rollout shelves only.	Calibre files without locks include a black Knoll-logo insert in the same position. Insert may be removed to retrofit a lock later.
<b>F</b> File			
<b>63</b> 63" High			
<b>30</b> 30" Wide			
<b>C</b> Knoll Lock			
<b>M</b> 13.5" Receding Door with Fixed Shelf			
<b>M</b> 13.5" Receding Door with Fixed Shelf			
<b>K</b> 1.5" Tie bar			
<b>D</b> 10.5" Drawer with Hanging Rails			
<b>D</b> 10.5" Drawer with Hanging Rails			
<b>D</b> 10.5" Drawer with Hanging Rails			
<b>115</b> Medium Grey (P1 paint pricing)			

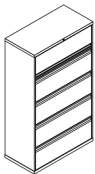
*Calibre Front Lateral Files*

*63" High Calibre Front Lateral Files*

description	w	h	lock	pattern no.	P1	P2	P3
63" high lateral file, 2-13.5" receding doors with fixed shelves, 1-1.5" tie bar, 3-10.5" drawers with hanging rails	30"	63"		<b>C2F6330EMMKDDD</b>	\$1,758.	\$1,939.	\$2,039.
	30"	63"	Y	<b>C2F6330CMMKDDD</b>	1,810.	1,992.	2,091.
	36"	63"		<b>C2F6336EMMKDDD</b>	2,054.	2,263.	2,382.
	36"	63"	Y	<b>C2F6336CMMKDDD</b>	2,106.	2,315.	2,434.
	42"	63"		<b>C2F6342EMMKDDD</b>	2,367.	2,610.	2,741.
	42"	63"	Y	<b>C2F6342CMMKDDD</b>	2,419.	2,664.	2,794.



63" high lateral file, 1-12" receding door with fixed shelf, 4-12" drawers with hanging rails	30"	63"		<b>C2F6330ENCCCC</b>	1,718.	1,895.	1,993.
	36"	63"		<b>C2F6336ENCCCC</b>	1,925.	2,123.	2,232.
	36"	63"	Y	<b>C2F6336CNCCCC</b>	1,976.	2,175.	2,284.
	42"	63"		<b>C2F6342ENCCCC</b>	2,151.	2,370.	2,495.
	42"	63"	Y	<b>C2F6342CNCCCC</b>	2,204.	2,422.	2,544.

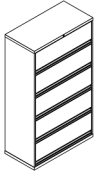


Order Code	Specification Information	Application Notes	Critical Dimensions
<b>63" High Calibre Front Lateral Files</b>	P1= painted finishes P2= painted finishes P3= painted finishes	Multiple freestanding files or cabinets (not attached to walls or worksurfaces) should be ganged for security. Single freestanding files (two and three-high) should be weighted with a counterweight (see Accessories page 83).	Actual Outside Case Height 62 <sup>27/32</sup> " Actual Inside Case Height 60" Calibre files are 18" deep.
Example: <b>C2F6330CMMKDDD-115</b>	Customer's own non-metallic paint finishes available at P1 pricing. This excludes metallic paints and white paints. (see color policy page 15).	Rails are provided for filing side-to-side and front-to-back and are adjustable for letter, A4, foolscap, JIS, legal, or EDP paper sizes.	<b>Note:</b> Drawer configurations read from top to bottom of the case. Drawers with hanging rails include front to back and side to side hanging rails. Refer to front planning pages for additional information.
<b>C</b> Calibre Front	For reference shelf option substitute the "K" in the pattern number with a "J". Add \$178 list for reference shelf.	See KnollKey lock program on page 192 for keying information.	Label holders are not included with files. Please see Accessories page 83.
<b>2</b> Generation Code		Dividers and attachment backs must be ordered separately for rollout shelves only.	Calibre files without locks include a black Knoll-logo insert in the same position. Insert may be removed to retrofit a lock later.
<b>F</b> File			
<b>63</b> 63" High			
<b>30</b> 30" Wide			
<b>C</b> Knoll Lock			
<b>M</b> 13.5" Receding Door with Fixed Shelf			
<b>M</b> 13.5" Receding Door with Fixed Shelf			
<b>K</b> 1.5" Tie bar			
<b>D</b> 10.5" Drawer with Hanging Rails			
<b>D</b> 10.5" Drawer with Hanging Rails			
<b>D</b> 10.5" Drawer with Hanging Rails			
<b>115</b> Medium Grey (P1 paint pricing)			

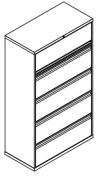
*Calibre Front Lateral Files*

*63" High Calibre Front Lateral Files*

description	w	h	lock	pattern no.	P1	P2	P3
63" high lateral file, 5-12" receding doors with rollout shelves	42"	63"		<b>C2F6342EZZZZ</b>	\$2,395.	\$2,645.	\$2,771.



63" high lateral file, 1-12" receding door with fixed shelf, 4-12" drawers with hanging rails	30"	63"	Y	<b>C2F6330CNCCCC</b>	1,771.	1,948.	2,043.
---	-----	-----	---	----------------------	--------	--------	--------

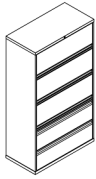


Order Code	Specification Information	Application Notes	Critical Dimensions
<b>63" High Calibre Front Lateral Files</b>	P1= painted finishes P2= painted finishes P3= painted finishes	Multiple freestanding files or cabinets (not attached to walls or worksurfaces) should be ganged for security. Single freestanding files (two and three-high) should be weighted with a counterweight (see Accessories page 83).	Actual Outside Case Height 62 <sup>27/32</sup> " Actual Inside Case Height 60" Calibre files are 18" deep.
Example: <b>C2F6330CMMKDDD-115</b>	Customer's own non-metallic paint finishes available at P1 pricing. This excludes metallic paints and white paints. (see color policy page 15).	Rails are provided for filing side-to-side and front-to-back and are adjustable for letter, A4, foolscap, JIS, legal, or EDP paper sizes.	<b>Note:</b> Drawer configurations read from top to bottom of the case. Drawers with hanging rails include front to back and side to side hanging rails. Refer to front planning pages for additional information.
<b>C</b> Calibre Front	For reference shelf option substitute the "K" in the pattern number with a "J". Add \$178 list for reference shelf.	See KnollKey lock program on page 192 for keying information.	Label holders are not included with files. Please see Accessories page 83.
<b>2</b> Generation Code		Dividers and attachment backs must be ordered separately for rollout shelves only.	Calibre files without locks include a black Knoll-logo insert in the same position. Insert may be removed to retrofit a lock later.
<b>F</b> File			
<b>63</b> 63" High			
<b>30</b> 30" Wide			
<b>C</b> Knoll Lock			
<b>M</b> 13.5" Receding Door with Fixed Shelf			
<b>M</b> 13.5" Receding Door with Fixed Shelf			
<b>K</b> 1.5" Tie bar			
<b>D</b> 10.5" Drawer with Hanging Rails			
<b>D</b> 10.5" Drawer with Hanging Rails			
<b>D</b> 10.5" Drawer with Hanging Rails			
<b>115</b> Medium Grey (P1 paint pricing)			

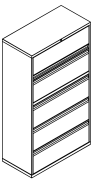
*Calibre Front Lateral Files*

*64.5" High Calibre Front Lateral Files*

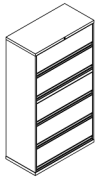
description	w	h	lock	pattern no.	P1	P2	P3
64.5" high lateral file, 1-13.5" receding door with fixed shelf, 4-12" drawers with hanging rails	30"	64.5"		<b>C2F6430EMCCCC</b>	\$1,790.	\$1,973.	\$2,075.
	30"	64.5"	Y	<b>C2F6430CMCCCC</b>	1,842.	2,025.	2,126.
	36"	64.5"		<b>C2F6436EMCCCC</b>	1,998.	2,204.	2,315.
	36"	64.5"	Y	<b>C2F6436CMCCCC</b>	2,049.	2,255.	2,367.
	42"	64.5"		<b>C2F6442EMCCCC</b>	2,231.	2,459.	2,583.
	42"	64.5"	Y	<b>C2F6442CMCCCC</b>	2,283.	2,511.	2,634.



64.5" high lateral file, 1-12" receding door with fixed shelves, 1-12" Drawer, 1-1.5" tie bar, 3-12" drawers with hanging rails	30"	64.5"		<b>C2F6430ENCKCCC</b>	1,730.	1,911.	2,007.
	30"	64.5"	Y	<b>C2F6430CNCKCCC</b>	1,782.	1,962.	2,059.
	36"	64.5"		<b>C2F6436ENCKCCC</b>	2,007.	2,214.	2,330.
	36"	64.5"	Y	<b>C2F6436CNCKCCC</b>	2,059.	2,263.	2,376.
	42"	64.5"		<b>C2F6442ENCKCCC</b>	2,304.	2,542.	2,672.
	42"	64.5"	Y	<b>C2F6442CNCKCCC</b>	2,359.	2,594.	2,724.



64.5" high lateral file, 2-12" receding doors with fixed shelves, 1-1.5" tie bar, 3-12" receding doors with fixed shelves	30"	64.5"		<b>C2F6430ENNKNNN</b>	1,730.	1,911.	2,007.
	30"	64.5"	Y	<b>C2F6430CNKNNNN</b>	1,782.	1,962.	2,059.
	36"	64.5"		<b>C2F6436ENNKNNN</b>	2,040.	2,249.	2,364.
	36"	64.5"	Y	<b>C2F6436CNKNNNN</b>	2,093.	2,300.	2,415.
	42"	64.5"		<b>C2F6442ENNKNNN</b>	2,284.	2,515.	2,646.
	42"	64.5"	Y	<b>C2F6442CNKNNNN</b>	2,336.	2,569.	2,700.

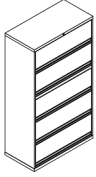


Order Code	Specification Information	Application Notes	Critical Dimensions
<b>64.5" High Calibre Front Lateral Files</b>	P1= painted finishes P2= painted finishes P3= painted finishes	Multiple freestanding files or cabinets (not attached to walls or worksurfaces) should be ganged for security. Single freestanding files (two and three-high) should be weighted with a counterweight (see Accessories page 83).	Actual Outside Case Height 64 <sup>11/32"</sup> Actual Inside Case Height 61 <sup>1/2"</sup> Calibre files are 18" deep.
Example: <b>C2F6430CNCKCCC-115</b>	Customer's own non-metallic paint finishes available at P1 pricing. This excludes metallic paints and white paints. (see color policy page 15).	Rails are provided for filing side-to-side and front-to-back and are adjustable for letter, A4, foolscap, JIS, legal, or EDP paper sizes.	<b>Note:</b> Drawer configurations read from top to bottom of the case. Drawers with hanging rails include front to back and side to side hanging rails. Refer to front planning pages for additional information.
<b>C</b> Calibre Front	For reference shelf option substitute the "K" in the pattern number with a "J". Add \$178 list for reference shelf.	See KnollKey lock program on page 192 for keying information.	Label holders are not included with files. Please see Accessories page 83.
<b>2</b> Generation Code		Dividers and attachment backs must be ordered separately for rollout shelves only	Calibre files without locks include a black Knoll-logo insert in the same position. Insert may be removed to retrofit a lock later.
<b>F</b> File			
<b>64</b> 64" High			
<b>30</b> 30" Wide			
<b>C</b> Knoll Lock			
<b>N</b> 12" Receding Door with Fixed Shelf			
<b>C</b> 12" Drawer with Hanging Rails			
<b>K</b> 1.5" Tie bar			
<b>C</b> 12" Drawer with Hanging Rails			
<b>C</b> 12" Drawer with Hanging Rails			
<b>C</b> 12" Drawer with Hanging Rails			
<b>115</b> Medium Grey (P1 paint pricing)			

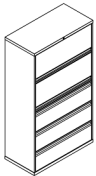
*Calibre Front Lateral Files*

*64.5" High Calibre Front Lateral Files*

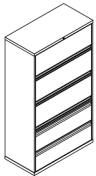
description	w	h	lock	pattern no.	P1	P2	P3
64.5" high lateral file, 2-12" receding doors with pullout shelves, 1-1.5" tie bar, 3-12" receding doors with pullout shelves	30"	64.5"		<b>C2F6430EZZKZZZ</b>	\$1,880.	\$2,072.	\$2,180.
	30"	64.5"	Y	<b>C2F6430CZZKZZZ</b>	1,929.	2,124.	2,231.
	36"	64.5"		<b>C2F6436EZZKZZZ</b>	2,114.	2,333.	2,449.
	36"	64.5"	Y	<b>C2F6436CZZKZZZ</b>	2,165.	2,385.	2,500.
	42"	64.5"		<b>C2F6442EZZKZZZ</b>	2,358.	2,596.	2,731.
	42"	64.5"	Y	<b>C2F6442CZZKZZZ</b>	2,408.	2,648.	2,781.



64.5" high lateral file, 2-15" receding doors with fixed shelves, 3-10.5" drawers with hanging rails	30"	64.5"		<b>C2F6430ELLDDD</b>	1,711.	1,888.	1,985.
	30"	64.5"	Y	<b>C2F6430CLLDDD</b>	1,761.	1,939.	2,035.
	36"	64.5"		<b>C2F6436ELLDDD</b>	2,003.	2,208.	2,322.
	36"	64.5"	Y	<b>C2F6436CLLDDD</b>	2,054.	2,260.	2,370.
	42"	64.5"		<b>C2F6442ELLDDD</b>	2,315.	2,555.	2,681.
	42"	64.5"	Y	<b>C2F6442CLLDDD</b>	2,367.	2,607.	2,735.



64.5" high lateral file, 3-13.5" receding doors with fixed shelves, 2-10.5" drawers with hanging rails	30"	64.5"		<b>C2F6430EMMMDD</b>	1,714.	1,889.	1,986.
	30"	64.5"	Y	<b>C2F6430CMMMDD</b>	1,762.	1,940.	2,036.
	36"	64.5"		<b>C2F6436EMMMDD</b>	2,013.	2,220.	2,334.
	36"	64.5"	Y	<b>C2F6436CMMMDD</b>	2,065.	2,270.	2,386.
	42"	64.5"		<b>C2F6442EMMMDD</b>	2,334.	2,571.	2,703.
	42"	64.5"	Y	<b>C2F6442CMMMDD</b>	2,386.	2,623.	2,754.



Order Code	Specification Information	Application Notes	Critical Dimensions
<b>64.5" High Calibre Front Lateral Files</b>	P1= painted finishes P2= painted finishes P3= painted finishes	Multiple freestanding files or cabinets (not attached to walls or worksurfaces) should be ganged for security. Single freestanding files (two and three-high) should be weighted with a counterweight (see Accessories page 83).	Actual Outside Case Height 64 <sup>11/32"</sup> Actual Inside Case Height 61 <sup>1/2"</sup> Calibre files are 18" deep.
Example: <b>C2F6430CNCKCCC-115</b>	Customer's own non-metallic paint finishes available at P1 pricing. This excludes metallic paints and white paints. (see color policy page 15).	Rails are provided for filing side-to-side and front-to-back and are adjustable for letter, A4, foolscap, JIS, legal, or EDP paper sizes.	<b>Note:</b> Drawer configurations read from top to bottom of the case. Drawers with hanging rails include front to back and side to side hanging rails. Refer to front planning pages for additional information.
<b>C</b> Calibre Front	For reference shelf option substitute the "K" in the pattern number with a "J". Add \$178 list for reference shelf.	See KnollKey lock program on page 192 for keying information.	Label holders are not included with files. Please see Accessories page 83.
<b>2</b> Generation Code		Dividers and attachment backs must be ordered separately for rollout shelves only	Calibre files without locks include a black Knoll-logo insert in the same position. Insert may be removed to retrofit a lock later.
<b>F</b> File			
<b>64</b> 64" High			
<b>30</b> 30" Wide			
<b>C</b> Knoll Lock			
<b>N</b> 12" Receding Door with Fixed Shelf			
<b>C</b> 12" Drawer with Hanging Rails			
<b>K</b> 1.5" Tie bar			
<b>C</b> 12" Drawer with Hanging Rails			
<b>C</b> 12" Drawer with Hanging Rails			
<b>C</b> 12" Drawer with Hanging Rails			
<b>115</b> Medium Grey (P1 paint pricing)			

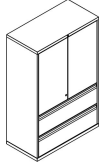
# Calibre Front Hybrids

## 55.5" High Calibre Front Hybrid Units

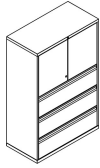
Calibre

Calibre File Collection

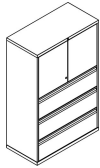
description	w	h	lock	pattern no.	P1	P2	P3
55.5" high hybrid with 31.5" storage doors and 2-10.5" drawers with hanging rails (one adjustable shelf)	30"	55.5"		<b>C2H5530EXDD</b>	\$1,506.	\$1,658.	\$1,740.
	30"	55.5"	Y	<b>C2H5530CXDD</b>	1,560.	1,715.	1,799.
	36"	55.5"		<b>C2H5536EXDD</b>	1,715.	1,887.	1,978.
	36"	55.5"	Y	<b>C2H5536CXDD</b>	1,767.	1,941.	2,040.



55.5" high hybrid with 21" storage doors and 3-10.5" drawers with hanging rails (no shelf)	30"	55.5"	Y	<b>C2H5530CVDDD</b>	1,714.	1,884.	1,977.
	36"	55.5"		<b>C2H5536EVDDD</b>	1,924.	2,118.	2,224.
	36"	55.5"	Y	<b>C2H5536CVDDD</b>	1,975.	2,175.	2,283.



55.5" high hybrid with 21" storage doors and 3-10.5" drawers with hanging rails (no shelf)	30"	55.5"		<b>C2H5530EVDDD</b>	1,661.	1,823.	1,917.
--	-----	-------	--	---------------------	--------	--------	--------



Order Code	Specification Information	Application Notes	Critical Dimensions
<b>55.5" High Calibre Front Hybrid Unit</b>	P1= painted finishes	Multiple freestanding files or cabinets (not attached to walls or worksurfaces) should be ganged for security. Single freestanding files (two and three-high) should be weighted with a counterweight (see Accessories page 83).	Actual Outside Case Height 55 11/32" Actual Inside Case Height 52 1/2" Calibre files are 18" deep.
<b>Example: C2H5530CVDDD-115</b>	P2= painted finishes		
<b>C</b> Calibre Front	P3= painted finishes		
<b>2</b> Generation Code	Customer's own non-metallic paint finishes available at P1 pricing. This excludes metallic paints and white paints. (see color policy page 15).	Rails are provided for filing side-to-side and front-to-back and are adjustable for letter, A4, foolscap, JIS, legal, or EDP paper sizes.	<b>Note:</b> Drawer configurations read from top to bottom of the case. Drawers with hanging rails include front to back and side to side hanging rails. Refer to front planning pages for additional information.
<b>H</b> Hybrid			
<b>55</b> 55.5" High	Calibre Hybrids are shipped with two locks that are random keyed. For units with like keys, please consult the Keyed Alike policy.	See KnollKey lock program on page 192 for keying.	Label holders are not included with files. Please see Accessories page 83.
<b>30</b> 30" Wide			
<b>C</b> Knoll Lock			Calibre files without locks include a black Knoll-logo insert in the same position. Insert may be removed to retrofit a lock later.
<b>V</b> 21" Storage doors			
<b>D</b> 10.5" Drawer with Hanging Rails			
<b>D</b> 10.5" Drawer with Hanging Rails			
<b>D</b> 10.5" Drawer with Hanging Rails			
<b>115</b> Medium Grey (P1 paint pricing)			

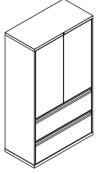


# Calibre Front Hybrids

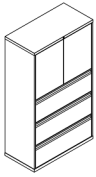
## 63" High Calibre Front Hybrid Units

Calibre

description	w	h	lock	pattern no.	P1	P2	P3
63" high hybrid unit with 36" storage doors and 2-12" drawers with hanging rails (two shelves)	30"	63"		<b>C2H6330ETCC</b>	\$1,580.	\$1,738.	\$1,828.
	30"	63"	Y	<b>C2H6330CTCC</b>	1,632.	1,795.	1,887.
	36"	63"		<b>C2H6336ETCC</b>	1,795.	1,975.	2,077.
	36"	63"	Y	<b>C2H6336CTCC</b>	1,847.	2,036.	2,135.



63" high hybrid unit with 24" storage doors and 3-12" drawers with hanging rails (two shelves)	30"	63"		<b>C2H6330ERCCC</b>	1,752.	1,927.	2,023.
	30"	63"	Y	<b>C2H6330CRCCC</b>	1,807.	1,985.	2,083.
	36"	63"		<b>C2H6336ERCCC</b>	1,997.	2,192.	2,304.
	36"	63"	Y	<b>C2H6336CRCCC</b>	2,048.	2,253.	2,365.



Order Code	Specification Information	Application Notes	Critical Dimensions
<b>63" High Calibre Front Hybrid Unit</b>	P1= painted finishes	Multiple freestanding files or cabinets (not attached to walls or worksurfaces) should be ganged for security. Single freestanding files (two and three-high) should be weighted with a counterweight (see Accessories page 83).	Actual Outside Case Height 62 <sup>27/32</sup> " Actual Inside Case Height 60" Calibre files are 18" deep.
Example: <b>C2H6330CRCCC-115</b>	P2= painted finishes		
<b>C</b> Calibre Front	P3= painted finishes	Rails are provided for filing side-to-side and front-to-back and are adjustable for letter, A4, foolscap, JIS, legal, or EDP paper sizes.	<b>Note:</b> Drawer configurations read from top to bottom of the case. Drawers with hanging rails include front to back and side to side hanging rails. Refer to front planning pages for additional information.
<b>2</b> Generation Code	Customer's own non-metallic paint finishes available at P1 pricing. This excludes metallic paints and white paints. (see color policy page 15).		
<b>H</b> Hybrid	Calibre Hybrids are shipped with two locks that are random keyed. For units with like keys, please consult the Keyed Alike policy.	See KnollKey lock program on page 192 for keying information.	Label holders are not included with files. Please see Accessories page 83.
<b>63</b> 63" High			
<b>30</b> 30" Wide			Calibre files without locks include a black Knoll-logo insert in the same position. Insert may be removed to retrofit a lock later.
<b>C</b> Knoll Lock			
<b>R</b> 24" Storage doors			
<b>C</b> 12" Drawer with Hanging Rails			
<b>C</b> 12" Drawer with Hanging Rails			
<b>C</b> 12" Drawer with Hanging Rails			
<b>115</b> Medium Grey (P1 paint pricing)			

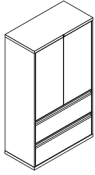
# Calibre Front Hybrids

## 64.5" High Calibre Front Hybrid Units

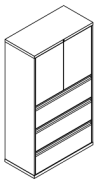
Calibre

Calibre File Collection

description	w	h	lock	pattern no.	P1	P2	P3
64.5" high hybrid unit with 37.5" storage doors and 2-12" drawers with hanging rails (two shelves)	30"	64.5"		<b>C2H6430EUCC</b>	\$1,580.	\$1,738.	\$1,828.
	30"	64.5"	Y	<b>C2H6430CUCC</b>	1,632.	1,795.	1,887.
	36"	64.5"		<b>C2H6436EUCC</b>	1,795.	1,975.	2,077.
	36"	64.5"	Y	<b>C2H6436CUCC</b>	1,847.	2,036.	2,135.



64.5" high hybrid unit with 25.5" storage doors and 3-12" drawers with hanging rails (two shelves)	30"	64.5"		<b>C2H6430ESCCC</b>	1,752.	1,927.	2,023.
	30"	64.5"	Y	<b>C2H6430CSCCC</b>	1,807.	1,985.	2,083.
	36"	64.5"		<b>C2H6436ESCCC</b>	1,997.	2,192.	2,304.
	36"	64.5"	Y	<b>C2H6436CSCCC</b>	2,048.	2,253.	2,365.



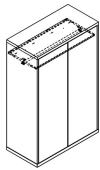
Order Code	Specification Information	Application Notes	Critical Dimensions
<b>64.5" High Calibre Front Hybrid Unit</b>	P1= painted finishes	Multiple freestanding files or cabinets (not attached to walls or worksurfaces) should be ganged for security. Single freestanding files (two and three-high) should be weighted with a counterweight (see Accessories page 83).	Actual Outside Case Height 64 <sup>11/32</sup> " Actual Inside Case Height 61 <sup>1/2</sup> " Calibre files are 18" deep.
Example: <b>C2H6430CSCCC-115</b>	P2= painted finishes		
<b>C</b> Calibre Front	P3= painted finishes	Rails are provided for filing side-to-side and front-to-back and are adjustable for letter, A4, foolscap, JIS, legal, or EDP paper sizes.	<b>Note:</b> Drawer configurations read from top to bottom of the case. Drawers with hanging rails include front to back and side to side hanging rails. Refer to front planning pages for additional information.
<b>2</b> Generation Code	Customer's own non-metallic paint finishes available at P1 pricing. This excludes metallic paints and white paints. (see color policy page 15).		
<b>H</b> Hybrid	Calibre Hybrids are shipped with two locks that are random keyed. For like locks please consult the Knoll Keyed Alike policy.	See KnollKey lock program on page 192 for keying information.	Label holders are not included with files. Please see Accessories page 83.
<b>64</b> 64" High			
<b>30</b> 30" Wide			Calibre files without locks include a black Knoll-logo insert in the same position. Insert may be removed to retrofit a lock later.
<b>C</b> Knoll Lock			
<b>S</b> 25.5" Storage doors			
<b>C</b> 12" Drawer with Hanging Rails			
<b>C</b> 12" Drawer with Hanging Rails			
<b>C</b> 12" Drawer with Hanging Rails			
<b>115</b> Medium Grey (P1 paint pricing)			

# Calibre Front Wardrobes

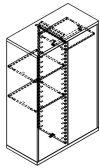
## 55.5" High Calibre Front Wardrobe Units

Calibre

description	w	h	lock	pattern no.	P1	P2	P3
55.5" high wardrobe with coat rod and shelf	30"	55.5"		<b>C2W5530E</b>	\$920.	\$1,015.	\$1,064.
	30"	55.5"	Y	<b>C2W5530C</b>	988.	1,085.	1,139.
	36"	55.5"		<b>C2W5536E</b>	1,008.	1,107.	1,163.
	36"	55.5"	Y	<b>C2W5536C</b>	1,066.	1,173.	1,233.



55.5" high vertically divided wardrobe with coat rod and 2 adjustable shelves	30"	55.5"		<b>C2DW5530E</b>	1,591.	1,750.	1,838.
	30"	55.5"	Y	<b>C2DW5530C</b>	1,644.	1,809.	1,899.
	36"	55.5"		<b>C2DW5536E</b>	1,889.	2,078.	2,182.
	36"	55.5"	Y	<b>C2DW5536C</b>	1,938.	2,132.	2,240.



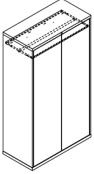
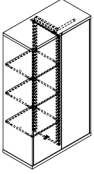
Order Code	Specification Information	Application Notes	Critical Dimensions
<b>55.5" High Calibre Front Wardrobe Unit</b>	P1= painted finishes	Multiple freestanding files or cabinets (not attached to walls or worksurfaces) should be ganged for security. Single freestanding files (two and three-high) should be weighted with a counterweight (see Accessories page 33).  See KnollKey lock program on page 192 for keying information.	Actual Outside Case Height 55 <sup>11</sup> / <sub>32</sub> " Actual Inside Case Height 52 <sup>1</sup> / <sub>2</sub> " Calibre wardrobes are 18" deep.  Calibre files without locks include a black Knoll-logo insert in the same position. Insert may be removed to retrofit a lock later.
Example: <b>C2W5530C-115</b>	P2= painted finishes		
<b>C</b> Calibre Front	P3= painted finishes		
<b>2</b> Generation Code	Customer's own non-metallic paint finishes available at P1 pricing. This excludes metallic paints and white paints. (see color policy page 15).		
<b>W</b> Wardrobe			
<b>55</b> 55.5" High			
<b>30</b> 30" Wide			
<b>C</b> Knoll Lock			
<b>115</b> Medium Grey (P1 paint pricing)			

# Calibre Front Wardrobes

## 63" High Calibre Front Wardrobe Units

Calibre

Calibre File Collection

description	w	h	lock	pattern no.	P1	P2	P3
 Wardrobe with coat rod and shelf	30"	63"		<b>C2W6330E</b>	\$935.	\$1,026.	\$1,079.
	30"	63"	Y	<b>C2W6330C</b>	997.	1,099.	1,152.
	36"	63"		<b>C2W6336E</b>	1,010.	1,112.	1,166.
	36"	63"	Y	<b>C2W6336C</b>	1,068.	1,177.	1,237.
 Vertically divided wardrobe with coat rod and 3 adjustable shelves	30"	63"		<b>C2DW6330E</b>	1,629.	1,789.	1,875.
	30"	63"	Y	<b>C2DW6330C</b>	1,683.	1,844.	1,936.
	36"	63"		<b>C2DW6336E</b>	1,926.	2,115.	2,219.
	36"	63"	Y	<b>C2DW6336C</b>	1,975.	2,172.	2,279.

### Order Code

#### 63" High Calibre Front Wardrobe Unit

Example: **C2WM4CD-115**

<b>C</b>	Calibre Front
<b>2</b>	Generation Code
<b>W</b>	Wardrobe
<b>M</b>	Wardrobe Doors
<b>4</b>	30" Wide
<b>C</b>	Knoll Lock
<b>D</b>	Coat Rod Shelf
<b>115</b>	Medium Grey (P1 paint pricing)

### Specification Information

P1= painted finishes  
 P2= painted finishes  
 P3= painted finishes  
 Customer's own non-metallic paint finishes available at P1 pricing. This excludes metallic paints and white paints. (see color policy page 15).

### Application Notes

Multiple freestanding files or cabinets (not attached to walls or worksurfaces) should be ganged for security. Single freestanding files (two and three-high) should be weighted with a counterweight (see Accessories page 83).  
 See KnollKey lock program on page 192 for keying information.

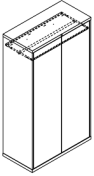
### Critical Dimensions

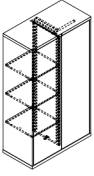
Actual Outside Case Height 62<sup>27/32</sup>"  
 Actual Inside Case Height 60"  
 Calibre wardrobes are 18" deep.  
 Calibre files without locks include a black Knoll-logo insert in the same position. Insert may be removed to retrofit a lock later.

# Calibre Front Wardrobes

## 64.5" High Calibre Front Wardrobe Units

Calibre

description	w	h	lock	pattern no.	P1	P2	P3
	30"	64.5"		<b>C2W6430E</b>	\$935.	\$1,026.	\$1,079.
	30"	64.5"	Y	<b>C2W6430C</b>	997.	1,099.	1,152.
	36"	64.5"		<b>C2W6436E</b>	1,010.	1,112.	1,166.
	36"	64.5"	Y	<b>C2W6436C</b>	1,068.	1,177.	1,237.

description	w	h	lock	pattern no.	P1	P2	P3
Vertically Divided Wardrobe with coat rod and 3 adjustable shelves 	30"	64.5"		<b>C2DW6430E</b>	1,629.	1,789.	1,875.
	30"	64.5"	Y	<b>C2DW6430C</b>	1,683.	1,844.	1,936.
	36"	64.5"		<b>C2DW6436E</b>	1,926.	2,115.	2,219.
	36"	64.5"	Y	<b>C2DW6436C</b>	1,975.	2,172.	2,279.

Order Code	Specification Information	Application Notes	Critical Dimensions
<b>64.5" High Calibre Front Wardrobe Unit</b>	P1= painted finishes	Multiple freestanding files or cabinets (not attached to walls or worksurfaces) should be ganged for security. Single freestanding files (two and three-high) should be weighted with a counterweight (see Accessories page 83).	Actual Outside Case Height 64 <sup>11</sup> / <sub>32</sub> " Actual Inside Case Height 61 <sup>1</sup> / <sub>2</sub> " Calibre wardrobes are 18" deep.
Example: <b>C2WM5CD-115</b>	P2= painted finishes		
<b>C</b> Calibre Front	P3= painted finishes		
<b>2</b> Generation Code	Customer's own non-metallic paint finishes available at P1 pricing.	See KnollKey lock program on page 192 for keying information.	Calibre files without locks include a black Knoll-logo insert in the same position. Insert may be removed to retrofit a lock later.
<b>W</b> Wardrobe	This excludes metallic paints and white paints. (see color policy page 15).		
<b>M</b> Wardrobe Doors			
<b>5</b> 30" Wide			
<b>C</b> Knoll Lock			
<b>D</b> Coat Rod Shelf			
<b>115</b> Medium Grey (P1 paint pricing)			

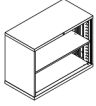
# Calibre Front Cabinets

## 27" High Calibre Front Cabinets

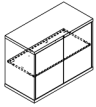
Calibre

Calibre File Collection

description	w	h	lock	pattern no.	P1	P2	P3
27" high cabinet with 1 adjustable shelf and no doors	30"	27"		<b>C2C2730</b>	\$733.	\$807.	\$849.
	36"	27"		<b>C2C2736</b>	761.	834.	875.



27" high cabinet with 1 adjustable shelf and doors	30"	27"		<b>C2C2730E</b>	822.	904.	950.
	30"	27"	Y	<b>C2C2730C</b>	889.	979.	1,026.
	36"	27"		<b>C2C2736E</b>	844.	929.	979.
	36"	27"	Y	<b>C2C2736C</b>	909.	1,001.	1,052.



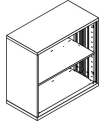
Order Code	Specification Information	Application Notes	Critical Dimensions
<b>27" High Calibre Front Cabinets</b>	P1= painted finishes	Multiple freestanding files or cabinets (not attached to walls or worksurfaces) should be ganged for security. Single freestanding files (two and three-high) should be weighted with a counterweight (see Accessories page 33).	Actual Outside Case Height 26 <sup>27/32</sup> " Actual Inside Case Height 24" Calibre cabinets are 18" deep.
Example: <b>C2C2730C-115</b>	P2= painted finishes		
<b>C</b> Calibre	P3= painted finishes	Shelves adjustable on 2 <sup>1/2</sup> " increments.	
<b>2</b> Generation	Customer's own non-metallic paint finishes available at P1 pricing.		
<b>C</b> Cabinet	This excludes metallic paints and white paints. (see color policy page 15).	Cabinet shelves are black. To match shelves to case color, add "P" suffix to pattern number and \$51 to list price.	
<b>27</b> 27" High Case			
<b>30</b> 30" Wide Case		One shelf area of 27" high unit is intended for storage of item 10" or less in height. Height of unit matches that of corresponding file unit.	
<b>C</b> Locking with Doors			
<b>115</b> Medium Grey (P1 paint pricing)		See KnollKey lock program on page 192 for keying information.	

# Calibre Front Cabinets

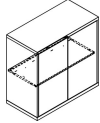
## 34.5" High Calibre Front Cabinets

Calibre

description	w	h	lock	pattern no.	P1	P2	P3
34.5" high cabinet with 1 adjustable shelf and no doors	30"	34.5"		<b>C2C3430</b>	\$749.	\$825.	\$867.
	36"	34.5"		<b>C2C3436</b>	765.	838.	883.



34.5" high cabinet with 1 adjustable shelf and doors	30"	34.5"		<b>C2C3430E</b>	900.	991.	1,041.
	30"	34.5"	Y	<b>C2C3430C</b>	962.	1,059.	1,112.
	36"	34.5"		<b>C2C3436E</b>	908.	1,000.	1,050.
	36"	34.5"	Y	<b>C2C3436C</b>	978.	1,075.	1,129.



Order Code	Specification Information	Application Notes	Critical Dimensions
<b>34.5" High Calibre Front Cabinets</b>	P1= painted finishes	Multiple freestanding files or cabinets (not attached to walls or worksurfaces) should be ganged for security. Single freestanding files (two and three-high) should be weighted with a counterweight (see Accessories page 83).	Actual Outside Case Height 34 <sup>11</sup> / <sub>32</sub> " Actual Inside Case Height 31 <sup>1</sup> / <sub>2</sub> " Calibre cabinets are 18" deep.
Example: <b>C2C3430C-115</b>	P2= painted finishes		
<b>C</b> Calibre	P3= painted finishes		
<b>2</b> Generation	Customer's own non-metallic paint finishes available at P1 pricing.	Shelves adjustable on 2 <sup>1</sup> / <sub>2</sub> " increments.	Cabinet shelves are black. To match shelves to case color, add "P" suffix to pattern number and \$51 to list price.
<b>C</b> Cabinet	This excludes metallic paints and white paints. (see color policy page 15).		
<b>34</b> 34.5" High Case		See KnollKey lock program on page 192 for keying information.	
<b>30</b> 30" Wide Case			
<b>C</b> Locking with Doors			
<b>115</b> Medium Grey (P1 paint pricing)			

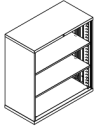
# Calibre Front Cabinets

## 39" High Calibre Front Cabinets

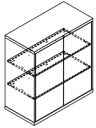
Calibre

Calibre File Collection

description	w	h	lock	pattern no.	P1	P2	P3
39" high cabinet with 2 adjustable shelves and no doors	30"	39"		<b>C2C3930</b>	\$793.	\$880.	\$921.
	36"	39"		<b>C2C3936</b>	820.	903.	949.



39" high cabinet with 2 adjustable shelves and doors	30"	39"		<b>C2C3930E</b>	909.	1,001.	1,052.
	30"	39"	Y	<b>C2C3930C</b>	973.	1,069.	1,126.
	36"	39"		<b>C2C3936E</b>	930.	1,026.	1,077.
	36"	39"	Y	<b>C2C3936C</b>	1,000.	1,102.	1,157.



Order Code	Specification Information	Application Notes	Critical Dimensions
<b>39" High Calibre Front Cabinets</b>	P1= painted finishes	Multiple freestanding files or cabinets (not attached to walls or worksurfaces) should be ganged for security. Single freestanding files (two and three-high) should be weighted with a counterweight (see Accessories page 33).	Actual Outside Case Height 38 <sup>27/32</sup> " Actual Inside Case Height 36"
Example: <b>C2C3930C-115</b>	P2= painted finishes		
<b>C</b> Calibre	P3= painted finishes	Shelves adjustable on 2 <sup>1/2</sup> " increments.	Calibre cabinets are 18" deep.
<b>2</b> Generation	Customer's own non-metallic paint finishes available at P1 pricing.		
<b>C</b> Cabinet	This excludes metallic paints and white paints. (see color policy page 15).	Cabinet shelves are black. To match shelves to case color, add "P" suffix to pattern number and \$51 to list price.	
<b>39</b> 39" High Case			
<b>30</b> 30" Wide Case		One shelf area of each unit is intended for storage of item 10" or less in height. Height of unit matches that of corresponding file unit.	
<b>C</b> Locking with Doors			
<b>115</b> Medium Grey (P1 paint pricing)		See KnollKey lock program on page 192 for keying information.	

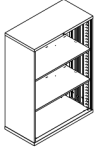


# Calibre Front Cabinets

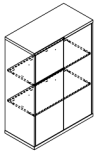
## 51" High Calibre Front Cabinets

Calibre

description	w	h	lock	pattern no.	P1	P2	P3
51" high cabinet with 2 adjustable shelves and no doors	30"	51"		<b>C2C5130</b>	\$889.	\$979.	\$1,026.
	36"	51"		<b>C2C5136</b>	925.	1,020.	1,068.



51" high cabinet with 2 adjustable shelves and doors	30"	51"		<b>C2C5130E</b>	1,013.	1,111.	1,167.
	30"	51"	Y	<b>C2C5130C</b>	1,072.	1,180.	1,240.
	36"	51"		<b>C2C5136E</b>	1,053.	1,159.	1,217.
	36"	51"	Y	<b>C2C5136C</b>	1,115.	1,229.	1,286.



Order Code	Specification Information	Application Notes	Critical Dimensions
<b>51" High Calibre Front Cabinets</b>	P1= painted finishes	Multiple freestanding files or cabinets (not attached to walls or worksurfaces) should be ganged for security. Single freestanding files (two and three-high) should be weighted with a counterweight (see Accessories page 83).	Actual Outside Case Height 50 <sup>27/32</sup> " Actual Inside Case Height 48"
Example: <b>C2C5130C-115</b>	P2= painted finishes		
<b>C</b> Calibre	P3= painted finishes	Shelves adjustable on 2 1/2" increments.	Calibre cabinets are 18" deep.
<b>2</b> Generation	Customer's own non-metallic paint finishes available at P1 pricing.		
<b>C</b> Cabinet	This excludes metallic paints and white paints. (see color policy page 15).	Cabinet shelves are black. To match shelves to case color, add "P" suffix to pattern number and \$51 to list price.	
<b>51</b> 51" High Case			
<b>30</b> 30" Wide Case		See KnollKey lock program on page 192 for keying information.	
<b>C</b> Locking with Doors			
<b>115</b> Medium Grey (P1 paint pricing)			

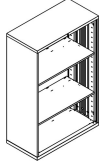
# Calibre Front Cabinets

## 55.5" High Calibre Front Cabinets

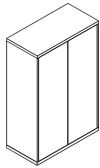
Calibre

Calibre File Collection

description	w	h	lock	pattern no.	P1	P2	P3
55.5" high cabinet with 2 adjustable shelves and no doors	30"	55.5"		<b>C2C5530</b>	\$935.	\$1,025.	\$1,078.
	36"	55.5"		<b>C2C5536</b>	1,009.	1,108.	1,164.



55.5" high cabinet with 2 adjustable shelves with doors	30"	55.5"		<b>C2C5530E</b>	1,100.	1,211.	1,270.
	30"	55.5"	Y	<b>C2C5530C</b>	1,161.	1,278.	1,343.
	36"	55.5"		<b>C2C5536E</b>	1,171.	1,286.	1,350.
	36"	55.5"	Y	<b>C2C5536C</b>	1,238.	1,362.	1,431.



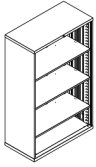
Order Code	Specification Information	Application Notes	Critical Dimensions
<b>55.5" High Calibre Front Cabinets</b>	P1= painted finishes	Multiple freestanding files or cabinets (not attached to walls or worksurfaces) should be ganged for security. Single freestanding files (two and three-high) should be weighted with a counterweight (see Accessories page 83).	Actual Outside Case Height 55 <sup>11</sup> / <sub>32</sub> " Actual Inside Case Height 52 <sup>1</sup> / <sub>2</sub> "
Example: <b>C2C5530C-115</b>	P2= painted finishes		
<b>C</b> Calibre	P3= painted finishes	Shelves adjustable on 2 <sup>1</sup> / <sub>2</sub> " increments.	Calibre cabinets are 18" deep.
<b>2</b> Generation	Customer's own non-metallic paint finishes available at P1 pricing.		
<b>C</b> Cabinet	This excludes metallic paints and white paints. (see color policy page 15).	Cabinet shelves are black. To match shelves to case color, add "P" suffix to pattern number and \$51 to list price.	
<b>55</b> 55.5" High Case			
<b>30</b> 30" Wide Case		See KnollKey lock program on page 192 for keying information.	
<b>C</b> Locking with Doors			
<b>115</b> Medium Grey (P1 paint pricing)			

# Calibre Front Cabinets

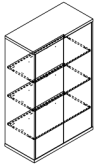
## 63" High Calibre Front Cabinets

Calibre

description	w	h	lock	pattern no.	P1	P2	P3
63" high cabinet with 3 adjustable shelves and no doors	30"	63"		<b>C2C6330</b>	\$957.	\$1,057.	\$1,111.
	36"	63"		<b>C2C6336</b>	1,034.	1,139.	1,197.



63" high cabinet with 3 adjustable shelves and doors	30"	63"		<b>C2C6330E</b>	1,100.	1,211.	1,271.
	30"	63"	Y	<b>C2C6330C</b>	1,161.	1,278.	1,343.
	36"	63"		<b>C2C6336E</b>	1,175.	1,290.	1,356.
	36"	63"	Y	<b>C2C6336C</b>	1,238.	1,362.	1,431.



Order Code	Specification Information	Application Notes	Critical Dimensions
<b>63" High Calibre Front Cabinets</b>	P1= painted finishes	Multiple freestanding files or cabinets (not attached to walls or worksurfaces) should be ganged for security. Single freestanding files (two and three-high) should be weighted with a counterweight (see Accessories page 83).	Actual Outside Case Height 62 <sup>27/32"</sup> Actual Inside Case Height 60"
Example: <b>C2C6330C-115</b>	P2= painted finishes		
<b>C</b> Calibre	P3= painted finishes	Shelves adjustable on 2 <sup>1/2"</sup> increments.	Calibre cabinets are 18" deep.
<b>2</b> Generation	Customer's own non-metallic paint finishes available at P1 pricing.		
<b>C</b> Cabinet	This excludes metallic paints and white paints. (see color policy page 15).	Cabinet shelves are black. To match shelves to case color, add "P" suffix to pattern number and \$51 to list price.	
<b>63</b> 63" High Case			
<b>30</b> 30" Wide Case		See KnollKey lock program on page 192 for keying information.	
<b>C</b> Locking with Doors			
<b>115</b> Medium Grey (P1 paint pricing)			

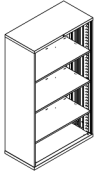
# Calibre Front Cabinets

## 64.5" High Calibre Front Cabinets

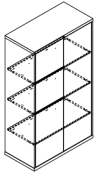
Calibre

Calibre File Collection

description	w	h	lock	pattern no.	P1	P2	P3
64.5" high cabinet with 3 adjustable shelves and no doors	30"	64.5"		<b>C2C6430</b>	\$1,006.	\$1,102.	\$1,156.
	36"	64.5"		<b>C2C6436</b>	1,082.	1,185.	1,241.




64.5" high cabinet with 3 adjustable shelves and doors	30"	64.5"		<b>C2C6430E</b>	1,143.	1,254.	1,315.
	30"	64.5"	Y	<b>C2C6430C</b>	1,208.	1,321.	1,387.
	36"	64.5"		<b>C2C6436E</b>	1,219.	1,340.	1,401.
	36"	64.5"	Y	<b>C2C6436C</b>	1,282.	1,406.	1,475.





Order Code	Specification Information	Application Notes	Critical Dimensions
<b>64.5" High Calibre Front Cabinets</b>	P1= painted finishes	Multiple freestanding files or cabinets (not attached to walls or worksurfaces) should be ganged for security. Single freestanding files (two and three-high) should be weighted with a counterweight (see Accessories page 83).	Actual Outside Case Height 64 <sup>11</sup> / <sub>32</sub> " Actual Inside Case Height 61 <sup>1</sup> / <sub>2</sub> " Calibre cabinets are 18" deep.
Example: <b>C2C6430C-115</b>	P2= painted finishes		
<b>C</b> Calibre	P3= painted finishes	Shelves adjustable on 2 <sup>1</sup> / <sub>2</sub> " increments.	
<b>2</b> Generation	Customer's own non-metallic paint finishes available at P1 pricing. This excludes metallic paints and white paints. (see color policy page 15).		
<b>C</b> Cabinet		Cabinet shelves are black. To match shelves to case color, add "P" suffix to pattern number and \$51 to list price.	
<b>64</b> 64" High Case			
<b>30</b> 30" Wide Case		See KnollKey lock program on page 192 for keying information.	
<b>C</b> Locking with Doors			
<b>115</b> Medium Grey (P1 paint pricing)			

Lateral File Worksurface Tops  
*Calibre Front Lateral File Worksurface Tops*  
*Equity / Dividends Style*

Calibre

description	d	w	h	pattern no.	list price	woodgrain edge	metal edge
Equity / Dividends Style Rectangular	18"	36"	1 1/4"	<b>CE3618</b>	\$189.	\$208.	\$224.
18"d Laminate File Tops for Calibre Front Files	18"	42"	1 1/4"	<b>CE4218</b>	204.	220.	242.
	18"	60"	1 1/4"	<b>CE6018</b>	259.	286.	313.
	18"	72"	1 1/4"	<b>CE7218</b>	297.	326.	358.
	18"	84"	1 1/4"	<b>CE8418</b>	331.	365.	398.
	18"	90"	1 1/4"	<b>CE9018</b>	338.	373.	407.
	18"	108"	1 1/4"	<b>CE10818</b>	428.	470.	515.

Equity / Dividends Style Rectangular	36"	30"	1 1/4"	<b>CE3036</b>	195.	215.	234.
36"d Laminate File Tops for Calibre Front Files	36"	36"	1 1/4"	<b>CE3636</b>	231.	255.	278.
	36"	42"	1 1/4"	<b>CE4236</b>	247.	270.	297.
	36"	60"	1 1/4"	<b>CE6036</b>	394.	433.	470.
	36"	72"	1 1/4"	<b>CE7236</b>	442.	488.	533.
	36"	84"	1 1/4"	<b>CE8436</b>	494.	544.	592.
	36"	90"	1 1/4"	<b>CE9036</b>	515.	564.	616.
	36"	108"	1 1/4"	<b>CE10836</b>	638.	701.	766.

Equity / Dividends Style Rectangular	18"	30"	1 1/4"	<b>CE3018</b>	166.	185.	200.
18"d Laminate File Tops for Calibre Front Files							
							


Order Code	Specification Information	Application Notes	Critical Dimensions	
30X18 Equity/Dividends Style File Tops (Calibre Files)	CE prefixed lateral file tops are designed to be attached to standard 18" deep (nominal) Calibre lateral files and cabinets. Please note that Calibre bookcases are 15" deep nominal and will not accept a Calibre lateral file laminate tops.	Designed for use with standard 18" deep nominal Calibre lateral files and cabinets only.	Nominal Dimension	Actual Dimension
Example: <b>CE3018</b>			30x18	30.000 x 18.000
<b>CE</b> Equity/Dividend Edge	Calibre desking surfaces are not designed to serve as lateral file worksurface tops.	Actual dimensions are listed in inches	30x36	30.000 x 36.000
<b>30</b> 30" Wide			36x18	36.000 x 18.000
<b>18</b> 18" Deep			36x36	36.000 x 36.000
			42x18	42.000 x 18.000
			42x36	42.000 x 36.000
			60x18	60.000 x 18.000
			60x36	60.000 x 36.000
			72x18	72.000 x 18.000
			72x36	72.000 x 36.000
			84x18	84.000 x 18.000
			84x36	84.000 x 36.000
			90x18	90.000 x 18.000
			90x36	90.000 x 36.000
	108x18	108.000 x 18.000		
	108x36	108.000 x 36.000		

Lateral File Worksurface Tops  
*Calibre Front Lateral File Worksurface Tops*  
*Morrison / Calibre Style*


Calibre

Calibre File Collection

description	d	w	h	pattern no.	list price
Morrison / Calibre Style Rectangular 18" d Laminate File Tops for Calibre Front Files	18"	30"	1 1/4"	<b>CM3018</b>	\$166.
	18"	36"	1 1/4"	<b>CM3618</b>	189.
	18"	42"	1 1/4"	<b>CM4218</b>	204.
	18"	60"	1 1/4"	<b>CM6018</b>	259.
	18"	72"	1 1/4"	<b>CM7218</b>	297.
	18"	84"	1 1/4"	<b>CM8418</b>	331.
	18"	90"	1 1/4"	<b>CM9018</b>	338.
	18"	108"	1 1/4"	<b>CM10818</b>	428.




Morrison / Calibre Style Rectangular 36" d Laminate File Tops for Calibre Front Files	36"	30"	1 1/4"	<b>CM3036</b>	195.
	36"	36"	1 1/4"	<b>CM3636</b>	231.
	36"	42"	1 1/4"	<b>CM4236</b>	247.
	36"	60"	1 1/4"	<b>CM6036</b>	394.
	36"	72"	1 1/4"	<b>CM7236</b>	442.
	36"	84"	1 1/4"	<b>CM8436</b>	494.
	36"	90"	1 1/4"	<b>CM9036</b>	515.
	36"	108"	1 1/4"	<b>CM10836</b>	638.




Order Code	Specification Information	Application Notes	Critical Dimensions	
30X18 Morrison/Calibre Style File Tops (Calibre Files)	CM prefixed lateral file tops are designed to be attached to standard 18" deep (nominal) Calibre lateral files and cabinets. Please note that Calibre bookcases are 15" deep nominal and will not accept a Calibre lateral file laminate tops.	Designed for use with standard 18" deep nominal Calibre lateral files and cabinets only.  Actual dimensions are listed in inches	Nominal Dimension	Actual Dimension
Example: <b>CME3018</b>			30x18	30.125 x 18.375
<b>CM</b> Morrison/Calibre Edge	Calibre desking surfaces are not designed to serve as lateral file worksurface tops.		30x36	30.125 x 36.500
<b>30</b> 30" Wide			36x18	36.125 x 18.375
<b>18</b> 18" Deep			36x36	36.125 x 36.500
			42x18	42.125 x 18.375
			42x36	42.125 x 36.500
			60x18	60.125 x 18.375
			60x36	60.125 x 36.500
			72x18	72.125 x 18.375
			72x36	72.125 x 36.500
			84x18	84.125 x 18.375
			84x36	84.125 x 36.500
			90x18	90.125 x 18.375
			90x36	90.125 x 36.500
	108x18	108.125 x 18.375		
	108x36	108.125 x 36.500		

Lateral File Worksurface Tops  
*Calibre Front Lateral File Worksurface Tops*  
*AutoStrada Style*

Calibre

description	d	w	h	pattern no.	list price
Autostrada Style Rectangular 18"d Laminate File Tops for Calibre Front Files	18"	30"	1 1/4"	<b>CA3018</b>	\$241.
	18"	36"	1 1/4"	<b>CA3618</b>	265.
	18"	42"	1 1/4"	<b>CA4218</b>	283.
	18"	60"	1 1/4"	<b>CA6018</b>	508.
	18"	72"	1 1/4"	<b>CA7218</b>	608.
	18"	84"	1 1/4"	<b>CA8418</b>	662.
	18"	90"	1 1/4"	<b>CA9018</b>	767.
	18"	108"	1 1/4"	<b>CA10818</b>	835.

Autostrada Style Rectangular 36"d Laminate File Tops for Calibre Front Files	36"	30"	1 1/4"	<b>CA3036</b>	436.
	36"	36"	1 1/4"	<b>CA3636</b>	480.
	36"	42"	1 1/4"	<b>CA4236</b>	518.
	36"	60"	1 1/4"	<b>CA6036</b>	712.
	36"	72"	1 1/4"	<b>CA7236</b>	790.
	36"	84"	1 1/4"	<b>CA8436</b>	850.
	36"	90"	1 1/4"	<b>CA9036</b>	863.
	36"	108"	1 1/4"	<b>CA10836</b>	1,099.

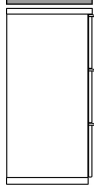
Order Code	Specification Information	Application Notes	Critical Dimensions	
30X18 AutoStrada Style File Tops (Calibre Files)	CA prefixed lateral file tops are designed to be attached to standard 18" deep (nominal) Calibre lateral files and cabinets. Please note that Calibre bookcases are 15" deep nominal and will not accept a Calibre lateral file laminate tops.	Designed for use with standard 18" deep nominal Calibre lateral files and cabinets only.  Actual dimensions are listed in inches	Nominal	Actual Dimension
Example: <b>CA3018</b>			Dimension	
<b>CA</b> AutoStrada Edge	Calibre desking surfaces are not designed to serve as lateral file worksurface tops.		30x18	30.000 x 18.000
<b>30</b> 30" Wide			30x36	30.000 x 36.000
<b>18</b> 18" Deep			36x18	36.000 x 18.000
			36x36	36.000 x 36.000
			42x18	42.000 x 18.000
			42x36	42.000 x 36.000
			60x18	60.000 x 18.000
			60x36	60.000 x 36.000
			72x18	72.000 x 18.000
			72x36	72.000 x 36.000
			84x18	84.000 x 18.000
			84x36	84.000 x 36.000
			90x18	90.000 x 18.000
	90x36	90.000 x 36.000		
	108x18	108.000 x 18.000		
	108x36	108.000 x 36.000		

# Lateral File Worksurface Tops

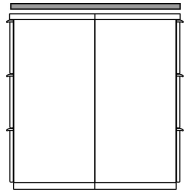
## S2 Front Calibre Lateral File Worksurface Tops

### Equity / Dividends Style


description	d	w	h	pattern no.	list price	woodgrain edge	metal edge
Equity / Dividends Style Rectangular 18"d Laminate File Tops for S2 Front Calibre Files	18"	36"	1 1/4"	<b>SD3618</b>	\$189.	\$208.	\$224.
	18"	42"	1 1/4"	<b>SD4218</b>	204.	220.	242.
	18"	60"	1 1/4"	<b>SD6018</b>	259.	286.	313.
	18"	72"	1 1/4"	<b>SD7218</b>	297.	326.	358.
	18"	72"	1 1/4"	<b>SD8418</b>	331.	365.	398.
	18"	90"	1 1/4"	<b>SD9018</b>	338.	373.	407.
	18"	108"	1 1/4"	<b>SD10818</b>	428.	470.	515.



Equity / Dividends Style Rectangular 36"d Laminate File Tops for S2 Front Calibre Files	36"	30"	1 1/4"	<b>SD3036</b>	195.	215.	234.
	36"	36"	1 1/4"	<b>SD3636</b>	231.	255.	278.
	36"	42"	1 1/4"	<b>SD4236</b>	247.	270.	297.
	36"	60"	1 1/4"	<b>SD6036</b>	394.	433.	470.
	36"	72"	1 1/4"	<b>SD7236</b>	442.	488.	533.
	36"	84"	1 1/4"	<b>SD8436</b>	494.	544.	592.
	36"	90"	1 1/4"	<b>SD9036</b>	515.	564.	616.
	36"	108"	1 1/4"	<b>SD10836</b>	638.	701.	766.



Equity / Dividends Style Rectangular 18"d Laminate File Tops for S2 Front Calibre Files	18"	30"	1 1/4"	<b>SD3018</b>	166.	185.	200.
---	-----	-----	--------	---------------	------	------	------



Order Code	Specification Information	Application Notes	Critical Dimensions	
30X18 Equity/Dividends Style File Tops (S2 Front Files)	SD prefixed lateral file tops are designed to be attached to 18 7/8" deep (nominal) Calibre lateral files and cabinets with S2 overlay fronts. Please note that Calibre bookcases are 15" deep nominal and will not accept a Calibre lateral file laminate tops.  Calibre desking surfaces are not designed to serve as lateral file worksurface tops.	Designed for use with 18 7/8" deep nominal Calibre lateral files and cabinets with S2 overlay fronts.  Actual dimensions are listed in inches.  Note: The 18" deep tops on this page may also be used with double wide pedestals when a nominal 18" deep top is required in panel planning.	Nominal Dimension	Actual Dimension
Example: <b>SD3018</b>			30x18	30.00 x 18.875
<b>SD</b> Equity/Dividend Edge			30x36	30.00 x 37.750
<b>30</b> 30" Wide			36x18	36.00 x 18.875
<b>18</b> 18 7/8" Deep			36x36	36.00 x 37.750
			42x18	42.00 x 18.875
			42x36	42.00 x 37.750
			60x18	60.00 x 18.875
			60x36	60.00 x 37.750
			72x18	72.00 x 18.875
			72x36	72.00 x 37.750
			84x18	84.00 x 18.875
			84x36	84.00 x 37.750
	90x18	90.00 x 18.875		
	90x36	90.00 x 37.750		
	108x18	108.00 x 18.875		
	108x36	108.00 x 37.750		

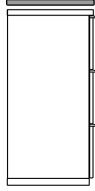


# Lateral File Worksurface Tops

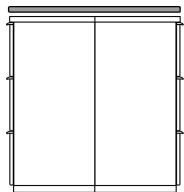
## S2 Front Calibre Lateral File Worksurface Tops

### Morrison / Calibre Style

description	d	w	h	pattern no.	list price
Morrison / Calibre Style Rectangular 18"d Laminate File Tops for S2 Front Calibre Files	18"	30"	1 1/4"	<b>SC3018</b>	\$166.
	18"	36"	1 1/4"	<b>SC3618</b>	189.
	18"	42"	1 1/4"	<b>SC4218</b>	204.
	18"	60"	1 1/4"	<b>SC6018</b>	259.
	18"	72"	1 1/4"	<b>SC7218</b>	297.
	18"	84"	1 1/4"	<b>SC8418</b>	331.
	18"	90"	1 1/4"	<b>SC9018</b>	338.
	18"	108"	1 1/4"	<b>SC10818</b>	428.



Morrison / Calibre Style Rectangular 36"d Laminate File Tops for S2 Front Calibre Files	36"	30"	1 1/4"	<b>SC3036</b>	195.
	36"	36"	1 1/4"	<b>SC3636</b>	231.
	36"	42"	1 1/4"	<b>SC4236</b>	247.
	36"	60"	1 1/4"	<b>SC6036</b>	394.
	36"	72"	1 1/4"	<b>SC7236</b>	442.
	36"	84"	1 1/4"	<b>SC8436</b>	494.
	36"	90"	1 1/4"	<b>SC9036</b>	515.
	36"	108"	1 1/4"	<b>SC10836</b>	638.



Order Code	Specification Information	Application Notes	Critical Dimensions	
30X18 Morrison/Calibre Style File Tops (S2 Front Files)	SC prefixed lateral file tops are designed to be attached to 18 7/8" deep (nominal) Calibre lateral files and cabinets with S2 overlay fronts. Please note that Calibre bookcases are 15" deep nominal and will not accept a Calibre lateral file laminate tops.	Designed for use with 18 7/8" deep nominal Calibre lateral files and cabinets with S2 overlay fronts.  Actual dimensions are listed in inches.  Note: The 18" deep tops on this page may also be used with double wide pedestals when a nominal 18" deep top is required in panel planning.	Nominal Dimension	Actual Dimension
Example: <b>SC3018</b>				
<b>SC</b> Morrison/Calibre Edge	Calibre desking surfaces are not designed to serve as lateral file worksurface tops.		30x18	30.00 x 19.250
<b>30</b> 30" Wide			30x36	30.00 x 38.500
<b>18</b> 18 7/8" Deep			36x18	36.00 x 19.250
			36x36	36.00 x 38.500
			42x18	42.00 x 19.250
			42x36	42.00 x 38.500
			60x18	60.00 x 19.250
			60x36	60.00 x 38.500
			72x18	72.00 x 19.250
			72x36	72.00 x 38.500
	84x18	84.00 x 19.250		
	84x36	84.00 x 38.500		
	90x18	90.00 x 19.250		
	90x36	90.00 x 38.500		
	108x18	108.00 x 19.250		
	108x36	108.00 x 38.500		

# Lateral File Worksurface Tops

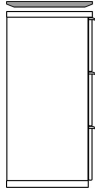
## S2 Front Calibre Lateral File Worksurface Tops

### AutoStrada Style

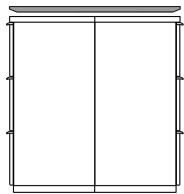
Calibre

Calibre File Collection

description	d	w	h	pattern no.	list price
Autostrada Style Rectangular	18"	30"	1 1/4"	<b>SA3018</b>	\$241.
18"d Laminate File Tops for S2 Front Calibre Files	18"	36"	1 1/4"	<b>SA3618</b>	265.
	18"	42"	1 1/4"	<b>SA4218</b>	283.
	18"	60"	1 1/4"	<b>SA6018</b>	508.
	18"	72"	1 1/4"	<b>SA7218</b>	608.
	18"	84"	1 1/4"	<b>SA8418</b>	662.
	18"	90"	1 1/4"	<b>SA9018</b>	767.
	18"	108"	1 1/4"	<b>SA10818</b>	835.



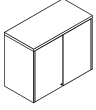
Autostrada Style Rectangular	36"	30"	1 1/4"	<b>SA3036</b>	436.
36"d Laminate File Tops for S2 Front Calibre Files	36"	36"	1 1/4"	<b>SA3636</b>	480.
	36"	42"	1 1/4"	<b>SA4236</b>	518.
	36"	60"	1 1/4"	<b>SA6036</b>	712.
	36"	72"	1 1/4"	<b>SA7236</b>	790.
	36"	84"	1 1/4"	<b>SA8436</b>	850.
	36"	90"	1 1/4"	<b>SA9036</b>	863.
	36"	108"	1 1/4"	<b>SA10836</b>	1,099.



Order Code	Specification Information	Application Notes	Critical Dimensions	
30X18 AutoStrada Style File Tops (S2 Front Files)	SA prefixed lateral file tops are designed to be attached to 18 7/8" deep (nominal) Calibre lateral files and cabinets with S2 overlay fronts. Please note that Calibre bookcases are 15" deep nominal and will not accept a Calibre lateral file laminate tops.	Designed for use with 18 7/8" deep nominal Calibre lateral files and cabinets with S2 overlay fronts.  Actual dimensions are listed in inches	Nominal	Actual Dimension
Example: <b>SA3018</b>			Dimension	
<b>SA</b> AutoStrada Edge			30x18	30.00 x 18.875
<b>30</b> 30" Wide			30x36	30.00 x 37.750
<b>18</b> 18 7/8" Deep			36x18	36.00 x 18.875
			36x36	36.00 x 37.750
			42x18	42.00 x 18.875
			42x36	42.00 x 37.750
			60x18	60.00 x 18.875
			60x36	60.00 x 37.750
			72x18	72.00 x 18.875
			72x36	72.00 x 37.750
			84x18	84.00 x 18.875
			84x36	84.00 x 37.750
			90x18	90.00 x 18.875
			90x36	90.00 x 37.750
			108x18	108.00 x 18.875
			108x36	108.00 x 37.750

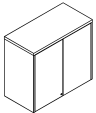
Calibre desking surfaces are not designed to serve as lateral file worksurface tops.

description	w	d	pattern no.	P1	P2	P3
27" Add-on (Non-locking) Actual Height 28 <sup>3</sup> / <sub>8</sub> "	30"	18"	<b>C2S2730E</b>	\$709.	\$781.	\$819.
	36"	18"	<b>C2S2736E</b>	753.	830.	871.
	42"	18"	<b>C2S2742E</b>	789.	867.	909.



*shown with lock option*

30" Add-on (Non-locking) Actual Height 31 <sup>3</sup> / <sub>8</sub> "	30"	18"	<b>C2S3030E</b>	753.	830.	871.
	36"	18"	<b>C2S3036E</b>	798.	878.	922.
	42"	18"	<b>C2S3042E</b>	833.	916.	961.



*shown with lock option*

Order Code	Specification Information	Application Notes
<b>13.5" Add-on Unit</b>	P1= painted finishes	Units may be specified with locks only as a "Built to Spec" option. To add a lock substitute the suffix "E" with a "C" and add \$36 to the list.
Example: <b>C2S1330E-115</b>	P2= painted finishes	
<b>C</b> Calibre	P3= painted finishes	
<b>2</b> Generation	Customer's own non-metallic paint finishes available at P1 pricing. This excludes metallic paints and white paints. (see color policy page 15).	Units cannot be stacked in multiples.
<b>S</b> Add-on unit		Units come with double cupboard doors and one shelf for 27" and 30" units. Add-on units are 18" deep.
<b>13</b> 13" High	Add-on module shelves are black. To match shelves to case color, add "P" suffix to the pattern number and \$51 to list price.	Add-on units cannot be used in conjunction with Morrison or Calibre Lateral Files with S2 Fronts.
<b>30</b> 30" Wide		
<b>E</b> Knoll Lock		
<b>115</b> Medium Grey (P1 paint pricing)		<b>Actual heights of add-on's, 28<sup>3</sup>/<sub>8</sub>" and 31<sup>3</sup>/<sub>8</sub>".</b>

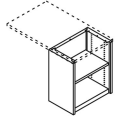
# Calibre Bookcases

## Bookcases

Calibre

Calibre File Collection

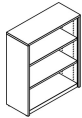
description	w	d	h	pattern no.	P1	P2	P3	deduct for no top	add for laminate top	add for V1 top
Topless 2-high bookcase for use under a worksurface end, one steel shelf	23 1/2"	14 7/8"	27 1/4"	<b>C4B2723NS</b>	\$563.	\$590.	\$620.	\$0.	\$0.	\$0.
	29 1/2"	14 7/8"	27 1/4"	<b>C4B2729NS</b>	581.	611.	640.	0.	0.	0.



2-high bookcase, steel top, one steel shelf	w	d	h	pattern no.	P1	P2	P3	deduct for no top	add for laminate top	add for V1 top
24"	14 7/8"	29 7/8"	<b>C4B3024(N/S/L/V)S</b>	630.	662.	695.	128.	10.	234.	
30"	14 7/8"	29 7/8"	<b>C4B3030(N/S/L/V)S</b>	651.	684.	719.	132.	13.	280.	
36"	14 7/8"	29 7/8"	<b>C4B3036(N/S/L/V)S</b>	669.	702.	737.	136.	16.	332.	
42"	14 7/8"	29 7/8"	<b>C4B3042(N/S/L/V)S</b>	715.	749.	788.	140.	22.	396.	
48"	14 7/8"	29 7/8"	<b>C4B3048(N/S/L/V)S</b>	768.	805.	846.	144.	27.	472.	
54"	14 7/8"	29 7/8"	<b>C4B3054(N/S/L/V)S</b>	1,089.	1,143.	1,201.	148.	35.	499.	
60"	14 7/8"	29 7/8"	<b>C4B3060(N/S/L/V)S</b>	1,107.	1,162.	1,220.	152.	42.	543.	
66"	14 7/8"	29 7/8"	<b>C4B3066(N/S/L/V)S</b>	1,121.	1,178.	1,237.	156.	53.	596.	
72"	14 7/8"	29 7/8"	<b>C4B3072(N/S/L/V)S</b>	1,137.	1,194.	1,254.	162.	67.	649.	
78"	14 7/8"	29 7/8"	<b>C4B3078(N/S/L/V)S</b>	1,177.	1,236.	1,297.	166.	85.	711.	
84"	14 7/8"	29 7/8"	<b>C4B3084(N/S/L/V)S</b>	1,216.	1,276.	1,341.	171.	105.	775.	



39" high bookcase, steel top, two steel shelves	w	d	h	pattern no.	P1	P2	P3	deduct for no top	add for laminate top	add for V1 top
24"	14 7/8"	39"	<b>C4B3924(N/S/L/V)S</b>	741.	779.	818.	128.	10.	234.	
30"	14 7/8"	39"	<b>C4B3930(N/S/L/V)S</b>	768.	805.	846.	132.	13.	280.	
36"	14 7/8"	39"	<b>C4B3936(N/S/L/V)S</b>	793.	833.	875.	136.	16.	332.	
42"	14 7/8"	39"	<b>C4B3942(N/S/L/V)S</b>	844.	887.	930.	140.	22.	396.	
48"	14 7/8"	39"	<b>C4B3948(N/S/L/V)S</b>	909.	955.	1,002.	144.	27.	472.	
54"	14 7/8"	39"	<b>C4B3954(N/S/L/V)S</b>	1,283.	1,347.	1,414.	148.	35.	499.	
60"	14 7/8"	39"	<b>C4B3960(N/S/L/V)S</b>	1,305.	1,369.	1,439.	152.	42.	543.	
66"	14 7/8"	39"	<b>C4B3966(N/S/L/V)S</b>	1,326.	1,393.	1,462.	156.	53.	596.	
72"	14 7/8"	39"	<b>C4B3972(N/S/L/V)S</b>	1,349.	1,417.	1,487.	162.	67.	649.	
78"	14 7/8"	39"	<b>C4B3978(N/S/L/V)S</b>	1,392.	1,461.	1,533.	166.	85.	711.	
84"	14 7/8"	39"	<b>C4B3984(N/S/L/V)S</b>	1,434.	1,506.	1,581.	171.	105.	775.	

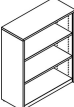
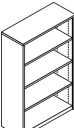
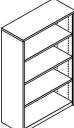


Order Code	Specification Information	Application Notes
Example: <b>C3B2723NS-118</b>	Bookcase top options:	Units 54" and wider utilize a mid panel that divides the unit into the following non-handed configurations:
<b>C</b> Calibre	N No top	54"= 24"/30"
<b>4</b> Generation 4	S Steel top	60"= 30"/30"
<b>B</b> Bookcase	L Laminate top	66"= 30"/36"
<b>27</b> 27 1/4 High Case	V Veneer top	72"= 36"/36"
<b>23</b> 23 1/2 Wide Case	P1, P2 and P3 pricing listed is for units with steel tops and steel shelves as applicable. All deducts or up charges for top and shelf options are based on these prices.	78"= 36"/42"
<b>N</b> No top		84"= 42"/42"
<b>118</b> Bright white paint		3-, 4-, 5- and 6-high units with steel tops include a top trim panel to provide a smooth appearance to the underside of the top. It is not included with 2-high units.
		<b>Note: 6-high units must be ganged back-to-back with the included hardware or against a wall with user supplied hardware.</b>
	Steel tops and shelves match the case paint finish.	All units are shipped knocked down.
	Bookcases specified without a top are designed to be used with laminate or veneer tops, and are not compatible with steel tops.	The base, which also functions as the bottom shelf, is only available in steel.
		Standard shelf openings are 12.6" h with the exception of the topless 2-high unit which accommodates two 11.9" openings.
		Shelves are adjustable on 1.05" increments the entire height of the case and include an approximately 3/4" gap in the back of the shelf for future enhancements. Optional shelf filler strip available on page 64.
		Laminate tops are 1.05" thick with 2mm edge banding on all four edges.

# Calibre Bookcases

## Bookcases

Calibre

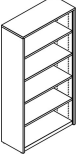
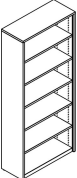
description	w	d	h	pattern no.	P1	P2	P3	deduct for no top	add for laminate top	add for V1 top
 3-high bookcase, steel top, two steel shelves	24"	14 <sup>7</sup> / <sub>8</sub> "	43 <sup>1</sup> / <sub>2</sub> "	<b>C4B4424(N/S/L/V)S</b>	\$741.	\$779.	\$818.	\$128.	\$10.	\$234.
	30"	14 <sup>7</sup> / <sub>8</sub> "	43 <sup>1</sup> / <sub>2</sub> "	<b>C4B4430(N/S/L/V)S</b>	768.	805.	846.	132.	13.	280.
	36"	14 <sup>7</sup> / <sub>8</sub> "	43 <sup>1</sup> / <sub>2</sub> "	<b>C4B4436(N/S/L/V)S</b>	793.	833.	875.	136.	16.	332.
	42"	14 <sup>7</sup> / <sub>8</sub> "	43 <sup>1</sup> / <sub>2</sub> "	<b>C4B4442(N/S/L/V)S</b>	844.	887.	930.	140.	22.	396.
	48"	14 <sup>7</sup> / <sub>8</sub> "	43 <sup>1</sup> / <sub>2</sub> "	<b>C4B4448(N/S/L/V)S</b>	909.	955.	1,002.	144.	27.	472.
	54"	14 <sup>7</sup> / <sub>8</sub> "	43 <sup>1</sup> / <sub>2</sub> "	<b>C4B4454(N/S/L/V)S</b>	1,283.	1,347.	1,415.	148.	35.	499.
	60"	14 <sup>7</sup> / <sub>8</sub> "	43 <sup>1</sup> / <sub>2</sub> "	<b>C4B4460(N/S/L/V)S</b>	1,305.	1,369.	1,439.	152.	42.	543.
	66"	14 <sup>7</sup> / <sub>8</sub> "	43 <sup>1</sup> / <sub>2</sub> "	<b>C4B4466(N/S/L/V)S</b>	1,326.	1,393.	1,462.	156.	53.	596.
	72"	14 <sup>7</sup> / <sub>8</sub> "	43 <sup>1</sup> / <sub>2</sub> "	<b>C4B4472(N/S/L/V)S</b>	1,349.	1,417.	1,487.	162.	67.	649.
	78"	14 <sup>7</sup> / <sub>8</sub> "	43 <sup>1</sup> / <sub>2</sub> "	<b>C4B4478(N/S/L/V)S</b>	1,392.	1,461.	1,533.	166.	85.	711.
84"	14 <sup>7</sup> / <sub>8</sub> "	43 <sup>1</sup> / <sub>2</sub> "	<b>C4B4484(N/S/L/V)S</b>	1,434.	1,506.	1,581.	171.	105.	775.	
 4-high bookcase, steel top, three steel shelves	24"	14 <sup>7</sup> / <sub>8</sub> "	57 <sup>1</sup> / <sub>8</sub> "	<b>C4B5824(N/S/L/V)S</b>	829.	870.	912.	128.	10.	234.
	30"	14 <sup>7</sup> / <sub>8</sub> "	57 <sup>1</sup> / <sub>8</sub> "	<b>C4B5830(N/S/L/V)S</b>	861.	904.	950.	132.	13.	280.
	36"	14 <sup>7</sup> / <sub>8</sub> "	57 <sup>1</sup> / <sub>8</sub> "	<b>C4B5836(N/S/L/V)S</b>	894.	940.	987.	136.	16.	332.
	42"	14 <sup>7</sup> / <sub>8</sub> "	57 <sup>1</sup> / <sub>8</sub> "	<b>C4B5842(N/S/L/V)S</b>	950.	997.	1,049.	140.	22.	396.
	48"	14 <sup>7</sup> / <sub>8</sub> "	57 <sup>1</sup> / <sub>8</sub> "	<b>C4B5848(N/S/L/V)S</b>	1,030.	1,082.	1,136.	144.	27.	472.
	54"	14 <sup>7</sup> / <sub>8</sub> "	57 <sup>1</sup> / <sub>8</sub> "	<b>C4B5854(N/S/L/V)S</b>	1,436.	1,508.	1,583.	148.	35.	499.
	60"	14 <sup>7</sup> / <sub>8</sub> "	57 <sup>1</sup> / <sub>8</sub> "	<b>C4B5860(N/S/L/V)S</b>	1,464.	1,536.	1,614.	152.	42.	543.
	66"	14 <sup>7</sup> / <sub>8</sub> "	57 <sup>1</sup> / <sub>8</sub> "	<b>C4B5866(N/S/L/V)S</b>	1,493.	1,567.	1,645.	156.	53.	596.
	72"	14 <sup>7</sup> / <sub>8</sub> "	57 <sup>1</sup> / <sub>8</sub> "	<b>C4B5872(N/S/L/V)S</b>	1,521.	1,598.	1,676.	162.	67.	649.
	78"	14 <sup>7</sup> / <sub>8</sub> "	57 <sup>1</sup> / <sub>8</sub> "	<b>C4B5878(N/S/L/V)S</b>	1,567.	1,645.	1,727.	166.	85.	711.
84"	14 <sup>7</sup> / <sub>8</sub> "	57 <sup>1</sup> / <sub>8</sub> "	<b>C4B5884(N/S/L/V)S</b>	1,615.	1,695.	1,781.	171.	105.	775.	
 64" high bookcase, steel top, three steel shelves	24"	14 <sup>7</sup> / <sub>8</sub> "	63 <sup>3</sup> / <sub>8</sub> "	<b>C4B6424(N/S/L/V)S</b>	870.	912.	957.	128.	10.	234.
	30"	14 <sup>7</sup> / <sub>8</sub> "	63 <sup>3</sup> / <sub>8</sub> "	<b>C4B6430(N/S/L/V)S</b>	904.	950.	997.	132.	13.	280.
	36"	14 <sup>7</sup> / <sub>8</sub> "	63 <sup>3</sup> / <sub>8</sub> "	<b>C4B6436(N/S/L/V)S</b>	940.	987.	1,034.	136.	16.	332.
	42"	14 <sup>7</sup> / <sub>8</sub> "	63 <sup>3</sup> / <sub>8</sub> "	<b>C4B6442(N/S/L/V)S</b>	997.	1,049.	1,101.	140.	22.	396.
	48"	14 <sup>7</sup> / <sub>8</sub> "	63 <sup>3</sup> / <sub>8</sub> "	<b>C4B6448(N/S/L/V)S</b>	1,082.	1,136.	1,193.	144.	27.	472.
	54"	14 <sup>7</sup> / <sub>8</sub> "	63 <sup>3</sup> / <sub>8</sub> "	<b>C4B6454(N/S/L/V)S</b>	1,508.	1,583.	1,663.	148.	35.	499.
	60"	14 <sup>7</sup> / <sub>8</sub> "	63 <sup>3</sup> / <sub>8</sub> "	<b>C4B6460(N/S/L/V)S</b>	1,536.	1,614.	1,694.	152.	42.	543.
	66"	14 <sup>7</sup> / <sub>8</sub> "	63 <sup>3</sup> / <sub>8</sub> "	<b>C4B6466(N/S/L/V)S</b>	1,567.	1,645.	1,727.	156.	53.	596.
	72"	14 <sup>7</sup> / <sub>8</sub> "	63 <sup>3</sup> / <sub>8</sub> "	<b>C4B6472(N/S/L/V)S</b>	1,598.	1,676.	1,760.	162.	67.	649.
	78"	14 <sup>7</sup> / <sub>8</sub> "	63 <sup>3</sup> / <sub>8</sub> "	<b>C4B6478(N/S/L/V)S</b>	1,645.	1,727.	1,815.	166.	85.	711.
84"	14 <sup>7</sup> / <sub>8</sub> "	63 <sup>3</sup> / <sub>8</sub> "	<b>C4B6484(N/S/L/V)S</b>	1,695.	1,781.	1,870.	171.	105.	775.	

Order Code	Specification Information	Application Notes
Example: <b>C3B2723NS-118</b> <b>C</b> Calibre <b>4</b> Generation 4 <b>B</b> Bookcase <b>27</b> 27 1/4 High Case <b>23</b> 23 1/2 Wide Case <b>N</b> No top <b>118</b> Bright white paint	Bookcase top options: N No top S Steel top L Laminate top V Veneer top P1, P2 and P3 pricing listed is for units with steel tops and steel shelves as applicable. All deducts or up charges for top and shelf options are based on these prices. Steel tops and shelves match the case paint finish. Bookcases specified without a top are designed to be used with laminate or veneer tops, and are not compatible with steel tops.	Units 54" and wider utilize a mid panel that divides the unit into the following non-handed configurations: 54"= 24"/30" 60"= 30"/30" 66"= 30"/36" 72"= 36"/36" 78"= 36"/42" 84"= 42"/42" 3-, 4-, 5- and 6-high units with steel tops include a top trim panel to provide a smooth appearance to the underside of the top. It is not included with 2-high units. <b>Note: 6-high units must be ganged back-to-back with the included hardware or against a wall with user supplied hardware.</b>

All units are shipped knocked down.  
 The base, which also functions as the bottom shelf, is only available in steel.  
 Standard shelf openings are 12.6" h with the exception of the topless 2-high unit which accommodates two 11.9" openings.  
 Shelves are adjustable on 1.05" increments the entire height of the case and include an approximately 3/4" gap in the back of the shelf for future enhancements. Optional shelf filler strip available on page 64.  
 Laminate tops are 1.05" thick with 2mm edge banding on all four edges.

# Calibre Bookcases

## Bookcases

description	w	d	h	pattern no.	P1	P2	P3	deduct for no top	add for laminate top	add for V1 top
5-high bookcase, steel top, four steel shelves 	24"	14 <sup>7</sup> / <sub>8</sub> "	70 <sup>3</sup> / <sub>4</sub> "	<b>C4B7124(N/S/L/V)S</b>	\$937.	\$983.	\$1,031.	\$128.	\$10.	\$234.
	30"	14 <sup>7</sup> / <sub>8</sub> "	70 <sup>3</sup> / <sub>4</sub> "	<b>C4B7130(N/S/L/V)S</b>	979.	1,028.	1,079.	132.	13.	280.
	36"	14 <sup>7</sup> / <sub>8</sub> "	70 <sup>3</sup> / <sub>4</sub> "	<b>C4B7136(N/S/L/V)S</b>	1,014.	1,064.	1,118.	136.	16.	332.
	42"	14 <sup>7</sup> / <sub>8</sub> "	70 <sup>3</sup> / <sub>4</sub> "	<b>C4B7142(N/S/L/V)S</b>	1,103.	1,158.	1,216.	140.	22.	396.
	48"	14 <sup>7</sup> / <sub>8</sub> "	70 <sup>3</sup> / <sub>4</sub> "	<b>C4B7148(N/S/L/V)S</b>	1,197.	1,257.	1,321.	144.	27.	472.
	54"	14 <sup>7</sup> / <sub>8</sub> "	70 <sup>3</sup> / <sub>4</sub> "	<b>C4B7154(N/S/L/V)S</b>	1,628.	1,711.	1,795.	148.	35.	499.
	60"	14 <sup>7</sup> / <sub>8</sub> "	70 <sup>3</sup> / <sub>4</sub> "	<b>C4B7160(N/S/L/V)S</b>	1,665.	1,748.	1,835.	152.	42.	543.
	66"	14 <sup>7</sup> / <sub>8</sub> "	70 <sup>3</sup> / <sub>4</sub> "	<b>C4B7166(N/S/L/V)S</b>	1,693.	1,779.	1,868.	156.	53.	596.
	72"	14 <sup>7</sup> / <sub>8</sub> "	70 <sup>3</sup> / <sub>4</sub> "	<b>C4B7172(N/S/L/V)S</b>	1,724.	1,810.	1,901.	162.	67.	649.
	78"	14 <sup>7</sup> / <sub>8</sub> "	70 <sup>3</sup> / <sub>4</sub> "	<b>C4B7178(N/S/L/V)S</b>	1,799.	1,889.	1,983.	166.	85.	711.
	84"	14 <sup>7</sup> / <sub>8</sub> "	70 <sup>3</sup> / <sub>4</sub> "	<b>C4B7184(N/S/L/V)S</b>	1,874.	1,969.	2,066.	171.	105.	775.
6-high bookcase, steel top, five steel shelves (must be ganged back-to-back or to a wall with included hardware) 	24"	14 <sup>7</sup> / <sub>8</sub> "	84 <sup>1</sup> / <sub>2</sub> "	<b>C4B8524(N/S/L/V)S</b>	1,110.	1,166.	1,224.	128.	10.	234.
	30"	14 <sup>7</sup> / <sub>8</sub> "	84 <sup>1</sup> / <sub>2</sub> "	<b>C4B8530(N/S/L/V)S</b>	1,163.	1,221.	1,282.	132.	13.	280.
	36"	14 <sup>7</sup> / <sub>8</sub> "	84 <sup>1</sup> / <sub>2</sub> "	<b>C4B8536(N/S/L/V)S</b>	1,215.	1,275.	1,340.	136.	16.	332.
	42"	14 <sup>7</sup> / <sub>8</sub> "	84 <sup>1</sup> / <sub>2</sub> "	<b>C4B8542(N/S/L/V)S</b>	1,334.	1,400.	1,470.	140.	22.	396.
	48"	14 <sup>7</sup> / <sub>8</sub> "	84 <sup>1</sup> / <sub>2</sub> "	<b>C4B8548(N/S/L/V)S</b>	1,382.	1,451.	1,523.	144.	27.	472.
	54"	14 <sup>7</sup> / <sub>8</sub> "	84 <sup>1</sup> / <sub>2</sub> "	<b>C4B8554(N/S/L/V)S</b>	1,933.	2,028.	2,131.	148.	35.	499.
	60"	14 <sup>7</sup> / <sub>8</sub> "	84 <sup>1</sup> / <sub>2</sub> "	<b>C4B8560(N/S/L/V)S</b>	1,977.	2,077.	2,181.	152.	42.	543.
	66"	14 <sup>7</sup> / <sub>8</sub> "	84 <sup>1</sup> / <sub>2</sub> "	<b>C4B8566(N/S/L/V)S</b>	2,021.	2,123.	2,229.	156.	53.	596.
	72"	14 <sup>7</sup> / <sub>8</sub> "	84 <sup>1</sup> / <sub>2</sub> "	<b>C4B8572(N/S/L/V)S</b>	2,065.	2,168.	2,278.	162.	67.	649.
	78"	14 <sup>7</sup> / <sub>8</sub> "	84 <sup>1</sup> / <sub>2</sub> "	<b>C4B8578(N/S/L/V)S</b>	2,166.	2,276.	2,388.	166.	85.	711.
	84"	14 <sup>7</sup> / <sub>8</sub> "	84 <sup>1</sup> / <sub>2</sub> "	<b>C4B8584(N/S/L/V)S</b>	2,266.	2,380.	2,499.	171.	105.	775.

Order Code	Specification Information	Application Notes
Example: <b>C3B2723NS-118</b>	Bookcase top options:	Units 54" and wider utilize a mid panel that divides the unit into the following non-handed configurations:
<b>C</b> Calibre	N No top	54"= 24"/30"
<b>4</b> Generation 4	S Steel top	60"= 30"/30"
<b>B</b> Bookcase	L Laminate top	66"= 30"/36"
<b>27</b> 27 1/4 High Case	V Veneer top	72"= 36"/36"
<b>23</b> 23 1/2 Wide Case	P1, P2 and P3 pricing listed is for units with steel tops and steel shelves as applicable. All deducts or up charges for top and shelf options are based on these prices.	78"= 36"/42"
<b>N</b> No top	Steel tops and shelves match the case paint finish.	84"= 42"/42"
<b>118</b> Bright white paint	Bookcases specified without a top are designed to be used with laminate or veneer tops, and are not compatible with steel tops.	3-, 4-, 5- and 6-high units with steel tops include a top trim panel to provide a smooth appearance to the underside of the top. It is not included with 2-high units.
		<b>Note: 6-high units must be ganged back-to-back with the included hardware or against a wall with user supplied hardware.</b>
		All units are shipped knocked down.
		The base, which also functions as the bottom shelf, is only available in steel.
		Standard shelf openings are 12.6"h with the exception of the topless 2-high unit which accommodates two 11.9" openings.
		Shelves are adjustable on 1.05" increments the entire height of the case and include an approximately 3/4" gap in the back of the shelf for future enhancements. Optional shelf filler strip available on page 64.
		Laminate tops are 1.05" thick with 2mm edge banding on all four edges.

# Calibre Bookcases

## Bookcase Accessories

Calibre

description	w	d	h	pattern no.	P1	P2	P3	lam.	V1	list
Steel bookcase shelf with brackets	24"	13"	1 1/4"	<b>C4BSH24S</b>	\$58.	\$62.	\$64.	n/a	n/a	
	30"	13"	1 1/4"	<b>C4BSH30S</b>	63.	66.	69.	n/a	n/a	
	36"	13"	1 1/4"	<b>C4BSH36S</b>	67.	70.	73.	n/a	n/a	
	42"	13"	1 1/4"	<b>C4BSH42S</b>	71.	74.	79.	n/a	n/a	
	48"	13"	1 1/4"	<b>C4BSH48S</b>	75.	79.	85.	n/a	n/a	
Steel bookcase shelf with brackets (package of 5)	24"	13"	1 1/4"	<b>C4BSH24S5</b>	262.	276.	289.	n/a	n/a	
	30"	13"	1 1/4"	<b>C4BSH30S5</b>	282.	297.	313.	n/a	n/a	
	36"	13"	1 1/4"	<b>C4BSH36S5</b>	302.	319.	333.	n/a	n/a	
	42"	13"	1 1/4"	<b>C4BSH42S5</b>	323.	337.	357.	n/a	n/a	
	48"	13"	1 1/4"	<b>C4BSH48S5</b>	342.	360.	377.	n/a	n/a	
30"d bookcase top	24"	29 13/16"	1 1/8"	<b>C4BTOP24(L/V)</b>	n/a	n/a	n/a	170.	352.	
	30"	29 13/16"	1 1/8"	<b>C4BTOP30(L/V)</b>	n/a	n/a	n/a	184.	396.	
	36"	29 13/16"	1 1/8"	<b>C4BTOP36(L/V)</b>	n/a	n/a	n/a	219.	230.	
	42"	29 13/16"	1 1/8"	<b>C4BTOP42(L/V)</b>	n/a	n/a	n/a	233.	246.	
	48"	29 13/16"	1 1/8"	<b>C4BTOP48(L/V)</b>	n/a	n/a	n/a	253.	264.	
	54"	29 13/16"	1 1/8"	<b>C4BTOP54(L/V)</b>	n/a	n/a	n/a	354.	371.	
	60"	29 13/16"	1 1/8"	<b>C4BTOP60(L/V)</b>	n/a	n/a	n/a	373.	393.	
	66"	29 13/16"	1 1/8"	<b>C4BTOP66(L/V)</b>	n/a	n/a	n/a	395.	414.	
	72"	29 13/16"	1 1/8"	<b>C4BTOP72(L/V)</b>	n/a	n/a	n/a	418.	440.	
	78"	29 13/16"	1 1/8"	<b>C4BTOP78(L/V)</b>	n/a	n/a	n/a	443.	466.	
Shelf Filler Strip (package of 5)	24"	3/4"	1 1/4"	<b>C4BSHFS24</b>	129.	145.	151.	n/a	n/a	
	30"	3/4"	1 1/4"	<b>C4BSHFS30</b>	136.	149.	155.	n/a	n/a	
	36"	3/4"	1 1/4"	<b>C4BSHFS36</b>	155.	170.	177.	n/a	n/a	
	42"	3/4"	1 1/4"	<b>C4BSHFS42</b>	158.	173.	180.	n/a	n/a	
	48"	3/4"	1 1/4"	<b>C4BSHFS48</b>	160.	176.	184.	n/a	n/a	
Glide Adjustment Wrench			<b>C4BWRENCH</b>						10.	

Order Code	Specification Information	Application Notes
Example: <b>C3BSH42S5-118</b>	Package of 5 shelves must be ordered in a single color per package.	Units 54" and wider utilize a mid panel that divides the unit into the following non-handed configurations:
<b>C</b> Calibre	Bookcase shelves are only available in steel.	54"= 24"/30"
<b>4</b> Generation 4		60"= 30"/30"
<b>B</b> Bookcase	Bookcase top options:	66"= 30"/36"
<b>SH</b> Shelf		72"= 36"/36"
<b>42</b> 42" wide	L Laminate top V Veneer top	78"= 36"/42"
<b>S</b> Steel		84"= 42"/42"
<b>5</b> Package of 5		<i>Glide Adjustment Wrench</i> This tool is a long, thin wrench designed to aid in the adjustment of the rear glides when they are not easily accessible.
<b>118</b> Bright white paint		<i>30"d Bookcase Top</i> These laminate or veneer tops may be utilized with bookcases ordered with the "no top" option. <b>NOTE: These tops will only work with either a "no top" bookcase or those originally ordered with a laminate or veneer top of the same size.</b>  <b>Tops are for single bookcases only and are not sized to fit on two bookcases pushed together side by side (ex. 60"w top will not cover two 30"w cases).</b>  <i>Ganging Kit</i> Provides necessary attachment bolts/brackets to attach two units together (side to side or back to back) as well as attach a single unit back against a wall.  Shelves are adjustable on 1.05" increments the entire height of the case.  Laminate tops are 1.05" thick with 2mm edge banding on all four edges.



## Built-to-Spec Worksheet

### Planning Built-to-Spec Files

Calibre built-to-spec files allow thousands of drawer, shelf and door configurations using a variety of 1.5", 3", 6", 7.5", 10.5", 12", 13.5" and 15" high components.

When compiling a product number for built-to-spec files, specify individual components from the top of the case to the bottom. A letter designation has been assigned to each component.

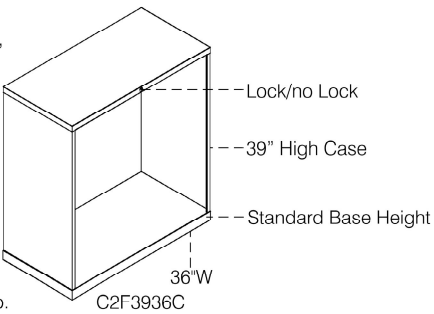
The total height of components must equal the interior height of the file case, which is 3" less than the total case height provided. Example: A 51" high case must contain components that equal 48" exactly.

### Please note the following planning considerations when designing a "Built-to-Spec" configuration:

1. Posting shelves nor tie-bars are permitted directly below cupboard doors.
2. Tie-bars and posting shelves are not permitted within the top location or the bottom location of a lateral file.
3. Calibre files are painted with a monochromatic color scheme. If case and drawer fronts are required to be a different color on the same case, this is considered a special and requires a custom product request form from Custom Product Development.
4. Receding doors with fixed and pullout shelves are not permitted directly below posting shelves or on any lateral file with hybrid unit doors.
5. Cases are limited to either one tie-bar or one posting shelf per case.
6. Individual locking drawers are not available as a "Built-to-Spec" option.
7. Only 63" and 64.5" "Built-to-Spec" Hybrids are permitted.
8. S2 front Calibre lateral files are not available as a "Built-to-Spec".
9. No more than four 6" or 3" drawers may be placed within a case as standard product. More than four 6" or 3" drawers may be specified only as special product. Pricing for these special files may be more than a "built-to-spec" standard file with the same configuration.

To specify Calibre built-to-spec files complete these easy steps:

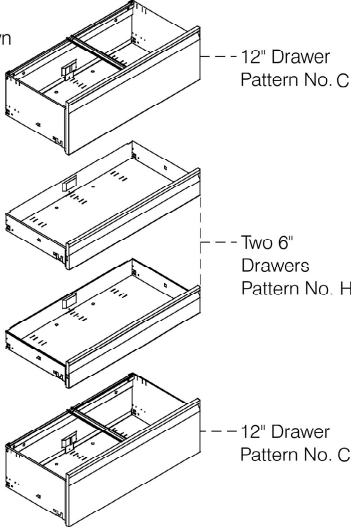
Step 1 Determine case height, width, base height and lock style



Lock/no Lock  
39" High Case  
Standard Base Height  
36"W  
C2F3936C

Step 2 Assign appropriate Pattern No.

Step 3 Determine interior case components from the top down



12" Drawer Pattern No. C  
Two 6" Drawers Pattern No. H  
12" Drawer Pattern No. C

Step 4 Add interior component pattern numbers to case pattern numbers to case pattern number (from top component down)

C2F3936C CHHC

Step 5 Determine finish code and paint grade

115 PI

Step 6 Assign prices to the case and interior components

C2F3936C	425.
C	158.
H	168.
H	168.
C	158.

Step 7 Add together to determine price

Total 1077.

Step 8 Complete Pattern Number with Finish Code

C2F3936CCHHC-115



Date \_\_\_\_\_

Customer Name \_\_\_\_\_

Project Name \_\_\_\_\_

Dealer \_\_\_\_\_

Customer's Purchase Order No. \_\_\_\_\_

1. For ease of use, make a photocopy of this worksheet.
2. Make a small sketch of the file product you have in mind in the sketch area provided.
3. Find the appropriate case description from the following pages. (Your selection will be based on height, width, base, and lock option.)  
On your worksheet, record the case description, the four-digit code number, and the price.
4. Next, write in the components you'll use to fill your case. The component listing follows the case listing. Start at the top of your case and list each component, its code number, and price. (Be sure your total component height does not exceed the height of the file.)
5. Now transfer and total your figures to fill in the bottom row.
  - Build your pattern number from the column of code numbers, keeping code numbers in consecutive order.
  - Add the prices of the case and components for your total price.
  - To help in your planning and ordering, enter the finish code (from the Calibre Finish card) and the total number of units you'll need.
6. Follow steps 3-6 for each custom file you wish to order.

(sketch here)	Description	Order No.	Price
	Case 51"h x 42"w	C2F5142C	
	Components		
	12" rollout shelf	Z	
	Two 6" rollout dwrs.	H	
	9" rollout drawer	F	
	15" rollout drawer	A	
	Pattern No.	Total Price	Finish Code
	C2F5142CZHHFA		No. of Units

(sketch here)	Description	Order No.	Price
	Case		
	Components		
	Pattern No.	Total Price	Finish Code
			No. of Units

# Calibre Front Lateral Files- Built-to-Spec

## *Built-to-Spec Calibre Cases*

Calibre

Calibre File Collection

description	w	h	lock	pattern no.	P1	P2	P3
27" High Case with Lock (24" opening)	30"	27"	Y	<b>C2F2730C</b>	\$459.	\$504.	\$528.
	36"	27"	Y	<b>C2F2736C</b>	511.	558.	586.
	42"	27"	Y	<b>C2F2742C</b>	564.	620.	654.
34.5" High Case with Lock (31.5" opening)	30"	34.5"	Y	<b>C2F3430C</b>	554.	609.	639.
	36"	34.5"	Y	<b>C2F3436C</b>	603.	663.	694.
39" High Case with Lock (36" opening)	30"	39"	Y	<b>C2F3930C</b>	567.	623.	654.
	36"	39"	Y	<b>C2F3936C</b>	611.	674.	707.
	42"	39"	Y	<b>C2F3942C</b>	690.	762.	798.
45" High Case with Lock (42" opening)	30"	45"	Y	<b>C2F4530C</b>	626.	688.	722.
	36"	45"	Y	<b>C2F4536C</b>	689.	761.	796.
	42"	45"	Y	<b>C2F4542C</b>	736.	807.	850.
51" High Case with Lock (48" opening)	30"	51"	Y	<b>C2F5130C</b>	632.	694.	730.
	36"	51"	Y	<b>C2F5136C</b>	706.	777.	814.
	42"	51"	Y	<b>C2F5142C</b>	792.	870.	913.
54" High Case with Lock (51" opening)	36"	54"	Y	<b>C2F5436C</b>	719.	792.	832.

Order Code	Specification Information	Application Notes
Example: <b>C2F2730C-115</b>		
<b>C</b> Calibre	P1= painted finishes	Multiple freestanding files or cabinets (not attached to walls or worksurfaces) should be ganged for security. Single freestanding files (two and three-high) should be weighted with a counterweight (see Accessories, page 83).
<b>2</b> Generation	P2= painted finishes	
<b>F</b> File	P3= painted finishes	
<b>27</b> Height	Customers own non-metallic paint finishes available at P1 pricing. This excludes metallic paints and white paints. (see color policy page 15 )	Locks are keyed randomly, unless otherwise specified (see Keys page 192)
<b>30</b> Width		Lock cores, keys, change keys are ordered separately (Refer to Calibre Accessories on page 83)
<b>C</b> Knoll Lock		
<b>115</b> Medium Grey (P1 paint pricing)	For cases without locks substitute the last "C" with an "E" and deduct \$36 from the list price. Example, C2F2730E-Y2.	<b>Interior modules must equal the overall case height less 3".</b>

# Calibre Front Lateral Files- Built-to-Spec

## *Built-to-Spec Calibre Cases*

Calibre

description	w	h	lock	pattern no.	P1	P2	P3
55.5" High Case with Lock (52.5" opening)	30"	55.5"	Y	<b>C2F5530C</b>	\$662.	\$728.	\$765.
	36"	55.5"	Y	<b>C2F5536C</b>	727.	798.	837.
	42"	55.5"	Y	<b>C2F5542C</b>	809.	892.	937.
58.5" High Case with Lock (55.5" opening)	30"	58.5"	Y	<b>C2F5830C</b>	669.	738.	774.
	36"	58.5"	Y	<b>C2F5836C</b>	741.	816.	857.
	42"	58.5"	Y	<b>C2F5842C</b>	825.	905.	951.
63" High Case with Lock (60" opening)	30"	63"	Y	<b>C2F6330C</b>	697.	768.	805.
	36"	63"	Y	<b>C2F6336C</b>	769.	847.	890.
	42"	63"	Y	<b>C2F6342C</b>	830.	912.	954.
64.5" High Case with Lock (61.5" opening)	30"	64.5"	Y	<b>C2F6430C</b>	706.	777.	814.
	36"	64.5"	Y	<b>C2F6436C</b>	778.	856.	898.
	42"	64.5"	Y	<b>C2F6442C</b>	853.	940.	985.
34.5" High case with Lock (31.5" opening)	42"	34.5"	Y	<b>C2F3442C</b>	677.	742.	780.
54" High Case with Lock (51" opening)	30"	54"	Y	<b>C2F5430C</b>	655.	721.	759.
	42"	54"	Y	<b>C2F5442C</b>	800.	884.	925.

Order Code	Specification Information	Application Notes
Example: <b>C2F2730C-115</b>		
<b>C</b> Calibre	P1= painted finishes	Multiple freestanding files or cabinets (not attached to walls or worksurfaces) should be ganged for security. Single freestanding files (two and three-high) should be weighted with a counterweight (see Accessories, page 83).
<b>2</b> Generation	P2= painted finishes	
<b>F</b> File	P3= painted finishes	
<b>27</b> Height	Customers own non-metallic paint finishes available at P1 pricing. This excludes metallic paints and white paints. (see color policy page 15 )	Locks are keyed randomly, unless otherwise specified (see Keys page 192)
<b>30</b> Width		Lock cores, keys, change keys are ordered separately (Refer to Calibre Accessories on page 83)
<b>C</b> Knoll Lock		
<b>115</b> Medium Grey (P1 paint pricing)	For cases without locks substitute the last "C" with an "E" and deduct \$36 from the list price. Example, C2F2730E-Y2.	<b>Interior modules must equal the overall case height less 3".</b>

# Calibre Front Lateral Files- Built-to-Spec

## Calibre Built-to-Spec Interior Components

Calibre

Calibre File Collection

description	width	pattern no.	P1	P2	P3
15" Rollout drawer with rails	30"	<b>A</b>	\$341.	\$375.	\$398.
	36"	<b>A</b>	375.	413.	437.
	42"	<b>A</b>	393.	432.	452.
13.5" Rollout drawer with rails	30"	<b>B</b>	321.	352.	371.
	36"	<b>B</b>	358.	397.	413.
	42"	<b>B</b>	388.	427.	449.
12" Rollout drawer with rails	30"	<b>C</b>	200.	219.	231.
	36"	<b>C</b>	227.	251.	262.
	42"	<b>C</b>	239.	263.	277.
10.5" Rollout drawer with rails	30"	<b>D</b>	200.	219.	231.
	36"	<b>D</b>	227.	251.	262.
	42"	<b>D</b>	239.	263.	277.

### Special Planning Notes for "Built to Spec" Files

1). Posting shelves nor tie-bars are permitted directly below cupboard doors.2). Tie-bars and posting shelves are not permitted within the upmost top location or the bottom location of a lateral file case.3). Calibre files are painted with a monochromatic color scheme. If seeking case and drawer fronts to be a different color on the same case, this is considered a special.4). Receding doors with fixed and pullout shelves are not permitted directly below posting shelves or on any lateral file with hybrid unit doors.5). Cases are limited to either one tie-bar or one posting shelf per case.6). Individual locking drawers are not available as a "Built to Spec" option.7). Only 63" and 64.5" "Built to Spec" Hybrids are permitted.  
8). S2 front Calibre lateral files are not available as a "Built-to-Spec".  
9). No more than four 6" or 3" drawers may be placed within a case as standard product. More than four 6" or 3" drawers may be specified only as special product. Pricing for these special files may be more than a "built-to-spec" standard file with the same configurations.

### Specification Information

P1= painted finishes  
P2= painted finishes  
P3= painted finishes  
Custom non-metallic paint finishes available at P1 pricing. This excludes metallic paints and white paints. (see color policy page 15).

### Application Notes

All 10.5", 12", 13.5" and 15" drawers accommodate side-to-side filing and front-to-back filing.  
File bars can be used in 10.5", 12", 13.5" and 15" drawers having side-to-side rails.  
No more than four 3" or 6" drawers can be specified in any one-file case as standard product.  
Posting shelves are most effective when positioned from desk-to-counter height or 27" to 39" from the floor.  
Posting shelves and tie bars cannot be placed within the top 1.5" of a file. Tie bars cannot be placed directly below a posting shelf.  
Interior modules must equal the overall case height less 3".

Posting shelves are not available below desk height.  
Largest drawers are best positioned near the base of the file.  
Fixed shelves are not adjustable.  
Dividers and other accessories must be ordered separately.  
Label holders are not included with files. Please see Accessories page 83.

# Calibre Front Lateral Files- Built-to-Spec

## Calibre Built-to-Spec Interior Components

Calibre

description	width	pattern no.	P1	P2	P3
9" Rollout drawer	30"	<b>F</b>	\$260.	\$286.	\$300.
	36"	<b>F</b>	285.	315.	330.
	42"	<b>F</b>	298.	329.	342.
7.5" Rollout drawer	30"	<b>G</b>	260.	286.	300.
	36"	<b>G</b>	285.	315.	330.
	42"	<b>G</b>	298.	329.	342.
6" Rollout drawer	30"	<b>H</b>	217.	239.	251.
	36"	<b>H</b>	242.	265.	279.
	42"	<b>H</b>	265.	295.	309.
3" Rollout drawer	30"	<b>I</b>	199.	218.	228.
	36"	<b>I</b>	207.	225.	237.
	42"	<b>I</b>	212.	232.	246.

### Special Planning Notes for "Built to Spec" Files

1). Posting shelves nor tie-bars are permitted directly below cupboard doors.2). Tie-bars and posting shelves are not permitted within the upmost top location or the bottom location of a lateral file case.3). Calibre files are painted with a monochromatic color scheme. If seeking case and drawer fronts to be a different color on the same case, this is considered a special.4). Receding doors with fixed and pullout shelves are not permitted directly below posting shelves or on any lateral file with hybrid unit doors.5). Cases are limited to either one tie-bar or one posting shelf per case.6). Individual locking drawers are not available as a "Built to Spec" option.7). Only 63" and 64.5" "Built to Spec" Hybrids are permitted.  
8). S2 front Calibre lateral files are not available as a "Built-to-Spec".  
9). No more than four 6" or 3" drawers may be placed within a case as standard product. More than four 6" or 3" draws may be specified only as special product. Pricing for these special files may be more than a "built-to-spec" standard file with the same configurations.

### Specification Information

P1= painted finishes  
P2= painted finishes  
P3= painted finishes  
Custom non-metallic paint finishes available at P1 pricing. This excludes metallic paints and white paints. (see color policy page 15).

### Application Notes

All 10.5", 12", 13.5" and 15" drawers accommodate side-to-side filing and front-to-back filing.  
File bars can be used in 10.5", 12", 13.5" and 15" drawers having side-to-side rails.  
No more than four 3" or 6" drawers can be specified in any one-file case as standard product.  
Posting shelves are most effective when positioned from desk-to-counter height or 27" to 39" from the floor.  
Posting shelves and tie bars cannot be placed within the top 1.5" of a file. Tie bars cannot be placed directly below a posting shelf.  
Interior modules must equal the overall case height less 3".

Posting shelves are not available below desk height.  
Largest drawers are best positioned near the base of the file.  
Fixed shelves are not adjustable.  
Dividers and other accessories must be ordered separately.  
Label holders are not included with files. Please see Accessories page 83.

# Calibre Front Lateral Files- Built-to-Spec

## Calibre Built-to-Spec Interior Components

Calibre

Calibre File Collection

description	width	pattern no.	P1	P2	P3
1.5" Reference/Posting Shelf	30"	J	\$253.	\$278.	\$290.
	36"	J	253.	278.	290.
	42"	J	253.	278.	290.
1.5" Filler/Tie Bar	30"	K	87.	97.	100.
	36"	K	87.	97.	100.
	42"	K	87.	97.	100.
25.5" Hybrid unit doors with 2 shelves (one fixed, one adjustable)	30"	S	482.	529.	556.
	36"	S	574.	629.	662.
24" Hybrid unit doors with (2) shelf (one fixed and one adjustable)	30"	R	482.	529.	556.
	36"	R	574.	629.	662.
36" Hybrid unit doors with (two adjustable and one fixed)	30"	T	518.	571.	596.
	36"	T	608.	667.	700.

### Special Planning Notes for "Built to Spec" Files

1). Posting shelves nor tie-bars are permitted directly below cupboard doors.2). Tie-bars and posting shelves are not permitted within the upmost top location or the bottom location of a lateral file case.3). Calibre files are painted with a monochromatic color scheme. If seeking case and drawer fronts to be a different color on the same case, this is considered a special.4). Receding doors with fixed and pullout shelves are not permitted directly below posting shelves or on any lateral file with hybrid unit doors.5). Cases are limited to either one tie-bar or one posting shelf per case.6). Individual locking drawers are not available as a "Built to Spec" option.7). Only 63" and 64.5" "Built to Spec" Hybrids are permitted.  
8). S2 front Calibre lateral files are not available as a "Built-to-Spec".  
9). No more than four 6" or 3" drawers may be placed within a case as standard product. More than four 6" or 3" draws may be specified only as special product. Pricing for these special files may be more than a "built-to-spec" standard file with the same configurations.

### Specification Information

P1= painted finishes  
P2= painted finishes  
P3= painted finishes  
Custom non-metallic paint finishes available at P1 pricing. This excludes metallic paints and white paints. (see color policy page 15).

### Application Notes

All 10.5", 12", 13.5" and 15" drawers accommodate side-to-side filing and front-to-back filing.  
File bars can be used in 10.5", 12", 13.5" and 15" drawers having side-to-side rails.  
No more than four 3" or 6" drawers can be specified in any one-file case as standard product.  
Posting shelves are most effective when positioned from desk-to-counter height or 27" to 39" from the floor.  
Posting shelves and tie bars cannot be placed within the top 1.5" of a file. Tie bars cannot be placed directly below a posting shelf.  
Interior modules must equal the overall case height less 3".

Posting shelves are not available below desk height.  
Largest drawers are best positioned near the base of the file.  
Fixed shelves are not adjustable.  
Dividers and other accessories must be ordered separately.  
Label holders are not included with files. Please see Accessories page 83.

# Calibre Front Lateral Files- Built-to-Spec

## Calibre Built-to-Spec Interior Components

Calibre

description	width	pattern no.	P1	P2	P3
37.5" Hybrid unit doors with (two adjustable and one fixed)	30"	<b>U</b>	\$518.	\$571.	\$596.
	36"	<b>U</b>	608.	667.	700.
15" Receding Door with Fixed Shelf and Dividers	30"	<b>L</b>	306.	336.	353.
	36"	<b>L</b>	317.	347.	367.
	42"	<b>L</b>	332.	366.	381.
13.5" Receding Door with Fixed Shelf and Dividers	30"	<b>M</b>	306.	336.	353.
	36"	<b>M</b>	317.	347.	367.
	42"	<b>M</b>	332.	366.	381.
12" Receding Door with Fixed Shelf and Dividers	30"	<b>N</b>	241.	264.	278.
	36"	<b>N</b>	265.	295.	309.
	42"	<b>N</b>	298.	329.	347.

### Special Planning Notes for "Built to Spec" Files

1). Posting shelves nor tie-bars are permitted directly below cupboard doors.2). Tie-bars and posting shelves are not permitted within the upmost top location or the bottom location of a lateral file case.3). Calibre files are painted with a monochromatic color scheme. If seeking case and drawer fronts to be a different color on the same case, this is considered a special.4). Receding doors with fixed and pullout shelves are not permitted directly below posting shelves or on any lateral file with hybrid unit doors.5). Cases are limited to either one tie-bar or one posting shelf per case.6). Individual locking drawers are not available as a "Built to Spec" option.7). Only 63" and 64.5" "Built to Spec" Hybrids are permitted.  
8). S2 front Calibre lateral files are not available as a "Built-to-Spec".  
9). No more than four 6" or 3" drawers may be placed within a case as standard product. More than four 6" or 3" drawers may be specified only as special product. Pricing for these special files may be more than a "built-to-spec" standard file with the same configurations.

### Specification Information

P1= painted finishes  
P2= painted finishes  
P3= painted finishes  
Custom non-metallic paint finishes available at P1 pricing. This excludes metallic paints and white paints. (see color policy page 15).

### Application Notes

All 10.5", 12", 13.5" and 15" drawers accommodate side-to-side filing and front-to-back filing.  
File bars can be used in 10.5", 12", 13.5" and 15" drawers having side-to-side rails.  
No more than four 3" or 6" drawers can be specified in any one-file case as standard product.  
Posting shelves are most effective when positioned from desk-to-counter height or 27" to 39" from the floor.  
Posting shelves and tie bars cannot be placed within the top 1.5" of a file. Tie bars cannot be placed directly below a posting shelf.  
Interior modules must equal the overall case height less 3".

Posting shelves are not available below desk height.  
Largest drawers are best positioned near the base of the file.  
Fixed shelves are not adjustable.  
Dividers and other accessories must be ordered separately.  
Label holders are not included with files. Please see Accessories page 83.

# Calibre Front Lateral Files- Built-to-Spec

## Calibre Built-to-Spec Interior Components

Calibre

Calibre File Collection

description	width	pattern no.	P1	P2	P3
15" Receding Door with Pullout Shelf and Rails	30"	<b>O</b>	\$391.	\$430.	\$451.
	36"	<b>O</b>	425.	467.	489.
	42"	<b>O</b>	441.	485.	513.
13.5" Receding Door with Pullout Shelf and Rails	30"	<b>P</b>	382.	424.	442.
	36"	<b>P</b>	417.	459.	482.
	42"	<b>P</b>	437.	480.	503.
12" Receding Door with Pullout Shelf and Rails	30"	<b>Z</b>	299.	330.	343.
	36"	<b>Z</b>	314.	342.	363.
	42"	<b>Z</b>	343.	377.	401.

### Special Planning Notes for "Built to Spec" Files

1). Posting shelves nor tie-bars are permitted directly below cupboard doors.2). Tie-bars and posting shelves are not permitted within the upmost top location or the bottom location of a lateral file case.3). Calibre files are painted with a monochromatic color scheme. If seeking case and drawer fronts to be a different color on the same case, this is considered a special.4). Receding doors with fixed and pullout shelves are not permitted directly below posting shelves or on any lateral file with hybrid unit doors.5). Cases are limited to either one tie-bar or one posting shelf per case.6). Individual locking drawers are not available as a "Built to Spec" option.7). Only 63" and 64.5" "Built to Spec" Hybrids are permitted.8). S2 front Calibre lateral files are not available as a "Built-to-Spec".9). No more than four 6" or 3" drawers may be placed within a case as standard product. More than four 6" or 3" draws may be specified only as special product. Pricing for these special files may be more than a "built-to-spec" standard file with the same configurations.

### Specification Information

P1= painted finishes  
P2= painted finishes  
P3= painted finishes  
Custom non-metallic paint finishes available at P1 pricing. This excludes metallic paints and white paints. (see color policy page 15).

### Application Notes

All 10.5", 12", 13.5" and 15" drawers accommodate side-to-side filing and front-to-back filing.  
File bars can be used in 10.5", 12", 13.5" and 15" drawers having side-to-side rails.  
No more than four 3" or 6" drawers can be specified in any one-file case as standard product.  
Posting shelves are most effective when positioned from desk-to-counter height or 27" to 39" from the floor.  
Posting shelves and tie bars cannot be placed within the top 1.5" of a file. Tie bars cannot be placed directly below a posting shelf.  
Interior modules must equal the overall case height less 3".

Posting shelves are not available below desk height.  
Largest drawers are best positioned near the base of the file.  
Fixed shelves are not adjustable.  
Dividers and other accessories must be ordered separately.  
Label holders are not included with files. Please see Accessories page 83.

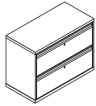


# Calibre Front Lateral Files with Individual Locking Drawers

## 27" High Calibre Front Individual Locking Files

Calibre

description	w	h	security separators	pattern no.	P1	P2	P3
27" high lateral file, 2-12" drawers with hanging rails	30"	27"		<b>C2F2730WCC</b>	\$928.	\$1,010.	\$1,059.
	30"	27"	Y	<b>C2F2730XCC</b>	954.	1,041.	1,095.
	36"	27"		<b>C2F2736WCC</b>	1,027.	1,124.	1,177.
	36"	27"	Y	<b>C2F2736XCC</b>	1,057.	1,152.	1,208.
	42"	27"		<b>C2F2742WCC</b>	1,108.	1,212.	1,272.
	42"	27"	Y	<b>C2F2742XCC</b>	1,138.	1,240.	1,304.



Order Code	Specification Information	Application Notes	Critical Dimensions
Example: <b>C2F2730WCCC-115</b>			
<b>C</b> Calibre	P1= painted finishes	Multiple freestanding files or cabinets (not attached to walls or worksurfaces) should be ganged for security. Single freestanding files (two and three-high) should be weighted with a counterweight (see Accessories, page 83).	Actual Outside Case Height 26 <sup>27/32</sup> "
<b>2</b> Generation	P2= painted finishes		Actual Inside Case Height 24"
<b>27</b> 27" High	P3= painted finishes		Calibre files are 18" deep.
<b>30</b> 30" Wide	Custom non-metallic paint finishes available at P1 pricing. This excludes metallic paints and white paints. (see color policy page 15)	Rails are provided for filing side-to-side and front-to-back and are adjustable for letter, A4, foolscap, JIS, legal, or EDP papers sizes.	Drawer configurations read from top to bottom of case. Interiors noted with rails consist of front to back and side to side hanging rails. Refer to front planning pages for additional information.
<b>W</b> Individual Locking			
<b>C</b> 12" Drawer with Hanging Rails			
<b>C</b> 12" Drawer with Hanging Rails	For individual locking with security separators replace the "W" with an "X"		Label holders are not included with files. Please see Accessories page 83 .
<b>115</b> Medium Grey (P1 paint pricing)		<b>All locks must be ordered separately for individually locking files.</b>	

See KnollKeylock program on page 192 for keying information.

# Calibre Front Lateral Files with Individual Locking Drawers

## 39" High Calibre Front Individual Locking Files

Calibre

Calibre File Collection

description	w	h	security separator	pattern no.	P1	P2	P3
39" high lateral file, 3-12" drawers with hanging rails	30"	39"		<b>C2F3930WCCC</b>	\$1,292.	\$1,405.	\$1,475.
	30"	39"	Y	<b>C2F3930XCCC</b>	1,336.	1,450.	1,521.
	36"	39"		<b>C2F3936WCCC</b>	1,419.	1,546.	1,622.
	36"	39"	Y	<b>C2F3936XCCC</b>	1,464.	1,588.	1,669.
	42"	39"		<b>C2F3942WCCC</b>	1,533.	1,674.	1,758.
	42"	39"	Y	<b>C2F3942XCCC</b>	1,577.	1,719.	1,807.



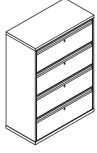
Order Code	Specification Information	Application Notes	Critical Dimensions
Example: <b>C2F3930WCCC-115</b>	P1= painted finishes	Multiple freestanding files or cabinets (not attached to walls or worksurfaces) should be ganged for security. Single freestanding files (two and three-high) should be weighted with a counterweight (see Accessories, page 83).	Actual Outside Case Height 38 <sup>27/32</sup> "
<b>C</b> Calibre	P2= painted finishes		Actual Inside Case Height 36"
<b>2</b> Generation	P3= painted finishes		Calibre files are 18" deep.
<b>39</b> 39" High	Custom non-metallic paint finishes available at P1 pricing. This excludes metallic paints and white paints. (see color policy page 15)	Rails are provided for filing side-to-side and front-to-back and are adjustable for letter, A4, foolscap, JIS, legal, or EDP papers sizes.	Drawer configurations read from top to bottom of case. Interiors noted with rails consist of front to back and side to side hanging rails. Refer to front planning pages for additional information.
<b>30</b> 30" Wide			
<b>W</b> Individual Locking	For individual locking with security separators replace the "W" with an "X"	<b>All locks must be ordered separately for individually locking files.</b>	Label holders are not included with files. Please see Accessories page 83 .
<b>C</b> 12" Drawer with Hanging Rails			
<b>C</b> 12" Drawer with Hanging Rails			
<b>115</b> Medium Grey (P1 paint pricing)		See KnollKeylock program on page 192 for keying information.	

# Calibre Front Lateral Files with Individual Locking Drawers

## 51" High Calibre Front Individual Locking Files

Calibre

description	w	h	security separator	pattern no.	P1	P2	P3
51" high lateral file, 4-12" drawers with hanging rails	30"	51"		<b>C2F5130WCCCC</b>	\$1,672.	\$1,817.	\$1,911.
	30"	51"	Y	<b>C2F5130XCCCC</b>	1,730.	1,878.	1,971.
	36"	51"		<b>C2F5136WCCCC</b>	1,847.	2,017.	2,119.
	36"	51"	Y	<b>C2F5136XCCCC</b>	1,911.	2,075.	2,180.
	42"	51"		<b>C2F5142WCCCC</b>	2,035.	2,223.	2,334.
	42"	51"	Y	<b>C2F5142XCCCC</b>	2,095.	2,282.	2,394.



Order Code	Specification Information	Application Notes	Critical Dimensions
Example: <b>C2F5130WCCC-115</b>	P1= painted finishes	Multiple freestanding files or cabinets (not attached to walls or worksurfaces) should be ganged for security. Single freestanding files (two and three-high) should be weighted with a counterweight (see Accessories, page 83).	Actual Outside Case Height 50 <sup>27/32</sup> "
<b>C</b> Calibre	P2= painted finishes		Actual Inside Case Height 48"
<b>2</b> Generation	P3= painted finishes		Calibre files are 18" deep.
<b>51</b> 27" High	Custom non-metallic paint finishes available at P1 pricing. This excludes metallic paints and white paints. (see color policy page 15)	Rails are provided for filing side-to-side and front-to-back and are adjustable for letter, A4, foolscap, JIS, legal, or EDP papers sizes.	Drawer configurations read from top to bottom of case. Interiors noted with rails consist of front to back and side to side hanging rails. Refer to front planning pages for additional information.
<b>30</b> 30" Wide			
<b>W</b> Individual Locking	For individual locking with security separators replace the "W" with an "X"	<b>All locks must be ordered separately for individually locking files.</b>	Label holders are not included with files. Please see Accessories page 83 .
<b>C</b> 12" Drawer with Hanging Rails			
<b>C</b> 12" Drawer with Hanging Rails			
<b>115</b> Medium Grey (P1 paint pricing)		See KnollKeylock program on page 192 for keying information.	

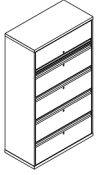
# Calibre Front Lateral Files with Individual Locking Drawers

## 63" High Calibre Front Individual Locking Files

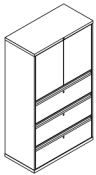
Calibre

Calibre File Collection

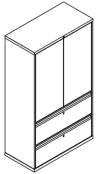
description	w	h	security separator	pattern no.	P1	P2	P3
63" high lateral file, 1-12" receding door with pullout shelf, 4-12" drawers with hanging rails	30"	63"		<b>C2F6330WZCCCC</b>	\$2,017.	\$2,189.	\$2,300.
	30"	63"	Y	<b>C2F6330XZCCCC</b>	2,089.	2,264.	2,377.
	36"	63"		<b>C2F6336WZCCCC</b>	2,219.	2,415.	2,534.
	36"	63"	Y	<b>C2F6336XZCCCC</b>	2,293.	2,490.	2,613.
	42"	63"		<b>C2F6342WZCCCC</b>	2,451.	2,672.	2,807.
	42"	63"	Y	<b>C2F6342XZCCCC</b>	2,523.	2,743.	2,880.



63" high hybrid unit with 24" storage doors and 3-12" drawers with rails	30"	63"	Y	<b>C2H6330XRCCC</b>	2,035.	2,216.	2,330.
	36"	63"		<b>C2H6336WRCCC</b>	2,232.	2,438.	2,558.
	36"	63"	Y	<b>C2H6336XRCCC</b>	2,280.	2,482.	2,608.



63" high hybrid unit with 36" storage doors and 2-12" drawers with hanging rails	30"	63"		<b>C2H6330WTCC</b>	1,756.	1,918.	2,016.
	30"	63"	Y	<b>C2H6330XTCC</b>	1,787.	1,947.	2,046.
	36"	63"		<b>C2H6336WTCC</b>	1,972.	2,154.	2,261.
	36"	63"	Y	<b>C2H6336XTCC</b>	2,003.	2,186.	2,296.



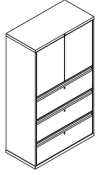
Order Code	Specification Information	Application Notes	Critical Dimensions
Example: <b>C2F6330WZCCCC-115</b>			
<b>C</b> Calibre	P1= painted finishes	Multiple freestanding files or cabinets (not attached to walls or worksurfaces) should be ganged for security. Single freestanding files (two and three-high) should be weighted with a counterweight (see Accessories, page 83).	Actual Outside Case Height 62 <sup>27/32</sup> "
<b>2</b> Generation	P2= painted finishes		Actual Inside Case Height 60"
<b>63</b> 63" High	P3= painted finishes	Rails are provided for filing side-to-side and front-to-back and are adjustable for letter, A4, foolscap, JIS, legal, or EDP papers sizes.	Calibre files are 18" deep
<b>30</b> 30" Wide	Custom non-metallic paint finishes available at P1 pricing. This excludes metallic paints and white paints. (see color policy page 15)		Drawer configurations read from top to bottom of case. Interiors noted with rails consist of front to back and side to side hanging rails. Refer to front planning pages for additional information.
<b>W</b> Individual Locking	For individual locking with security separators replace the "W" with an "X"	Label holders are not included with files. Please see Accessories page 83.	
<b>Z</b> 12" Receding Door with Pull Out Shelf		<b>All locks must be ordered separately for individually locking files.</b>	
<b>C</b> 12" Drawer with Hanging Rails		See KnollKeylock program on page 192 for keying information.	
<b>C</b> 12" Drawer with Hanging Rails			
<b>C</b> 12" Drawer with Hanging Rails			
<b>C</b> 12" Drawer with Hanging Rails			
<b>115</b> Medium Grey (P1 paint pricing)			

# Calibre Front Lateral Files with Individual Locking Drawers

## 63" High Calibre Front Individual Locking Files

Calibre

description	w	h	security separator	pattern no.	P1	P2	P3
63" high hybrid unit with 24" storage doors and 3-12" drawers with rails	30"	63"		<b>C2H6330WRCCC</b>	\$1,989.	\$2,171.	\$2,279.



Order Code	Specification Information	Application Notes	Critical Dimensions
Example: <b>C2F6330WZCCCC-115</b>			
<b>C</b> Calibre	P1= painted finishes	Multiple freestanding files or cabinets (not attached to walls or worksurfaces) should be ganged for security. Single freestanding files (two and three-high) should be weighted with a counterweight (see Accessories, page 83).	Actual Outside Case Height 62 <sup>27/32</sup> "
<b>2</b> Generation	P2= painted finishes		Actual Inside Case Height 60"
<b>63</b> 63" High	P3= painted finishes	Rails are provided for filing side-to-side and front-to-back and are adjustable for letter, A4, foolscap, JIS, legal, or EDP papers sizes.	Calibre files are 18" deep
<b>30</b> 30" Wide	Custom non-metallic paint finishes available at P1 pricing. This excludes metallic paints and white paints. (see color policy page 15)		Drawer configurations read from top to bottom of case. Interiors noted with rails consist of front to back and side to side hanging rails. Refer to front planning pages for additional information.
<b>W</b> Individual Locking	For individual locking with security separators replace the "W" with an "X"	<b>All locks must be ordered separately for individually locking files.</b>	
<b>Z</b> 12" Receding Door with Pull Out Shelf			
<b>C</b> 12" Drawer with Hanging Rails			
<b>C</b> 12" Drawer with Hanging Rails			
<b>C</b> 12" Drawer with Hanging Rails			
<b>C</b> 12" Drawer with Hanging Rails		See KnollKeylock program on page 192 for keying information.	
<b>115</b> Medium Grey (P1 paint pricing)			

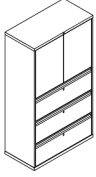
# Calibre Front Lateral Files with Individual Locking Drawers

## 64.5" High Calibre Front Individual Locking Files

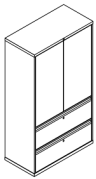
Calibre

Calibre File Collection

description	w	h	security separators	pattern no.	P1	P2	P3
64.5" high hybrid unit with 25.5" storage doors and 3-12" drawers with hanging rails	30"	64.5"		<b>C2H6430WSCCC</b>	\$2,034.	\$2,214.	\$2,320.
	30"	64.5"	Y	<b>C2H6430XSCCC</b>	2,079.	2,257.	2,369.
	36"	64.5"		<b>C2H6436WSCCC</b>	2,279.	2,481.	2,604.
	36"	64.5"	Y	<b>C2H6436XSCCC</b>	2,322.	2,525.	2,651.




64.5" high hybrid unit with 37.5" storage doors and 2-12" drawers with hanging rails	30"	64.5"		<b>C2H6430WUCC</b>	1,799.	1,964.	2,059.
	30"	64.5"	Y	<b>C2H6430XUCC</b>	1,831.	1,994.	2,089.
	36"	64.5"		<b>C2H6436WUCC</b>	2,017.	2,197.	2,306.
	36"	64.5"	Y	<b>C2H6436XUCC</b>	2,046.	2,231.	2,340.



Order Code	Specification Information	Application Notes	Critical Dimensions
Example: <b>C2F6330WZCCCC-115</b>	P1= painted finishes	Multiple freestanding files or cabinets (not attached to walls or worksurfaces) should be ganged for security. Single freestanding files (two and three-high) should be weighted with a counterweight (see Accessories, page 83).	Actual Outside Case Height 64 <sup>27/32"</sup>
<b>C</b> Calibre	P2= painted finishes		Actual Inside Case Height 61 1/2"
<b>2</b> Generation	P3= painted finishes		Calibre files are 18" deep.
<b>63</b> 63" High	Custom non-metallic paint finishes available at P1 pricing. This excludes metallic paints and white paints. (see color policy page 15)	Rails are provided for filing side-to-side and front-to-back and are adjustable for letter, A4, foolscap, JIS, legal, or EDP papers sizes.	Drawer configurations read from top to bottom of case. Interiors noted with rails consist of front to back and side to side hanging rails. Refer to front planning pages for additional information.
<b>30</b> 30" Wide			
<b>W</b> Individual Locking			
<b>S</b> 25.5" Storage Doors			
<b>C</b> 12" Drawer with Hanging Rails	For individual locking with security separators replace the "W" with an "X"	<b>All locks must be ordered separately for individually locking files.</b>	Label holders are not included with files. Please see accessories page 83 .
<b>C</b> 12" Drawer with Hanging Rails			
<b>C</b> 12" Drawer with Hanging Rails			
<b>C</b> 12" Drawer with Hanging Rails		See KnollKeylock program on page 192 for keying information.	
<b>115</b> Medium Grey (P1 paint pricing)			

Series 2 Front Lateral Files  
 27" High Series 2 Front Lateral Files

Calibre

description	w	h	lock	pattern no.	P1	P2	P3
 27" case with 2-12" drawers with hanging rails	30"	27"		<b>S2F2730ECC</b>	\$807.	\$892.	\$938.
	30"	27"	Y	<b>S2F2730CCC</b>	859.	946.	994.
	36"	27"		<b>S2F2736ECC</b>	911.	1,003.	1,055.
	36"	27"	Y	<b>S2F2736CCC</b>	965.	1,061.	1,118.
	42"	27"		<b>S2F2742ECC</b>	991.	1,095.	1,145.
	42"	27"	Y	<b>S2F2742CCC</b>	1,042.	1,151.	1,206.

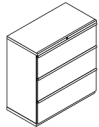
Order Code	Specification Information	Application Notes	Critical Dimensions
Example: <b>S2F2730CCC-115</b>	P1= painted finishes	Multiple freestanding files or cabinets (not attached to walls or worksurfaces) should be ganged for security. Single freestanding files (two and three-high) should be weighted with a counterweight (see Accessories, page 83).	Actual Outside Case Height 26 <sup>27/32</sup> "
<b>S</b> Series 2 Front	P2= painted finishes		Actual Inside Case Height 24"
<b>2</b> Generation	P3= painted finishes	Rails are provided for filing side-to-side and front-to-back and are adjustable for letter, A4, foolscap, JIS, legal, or EDP papers sizes.	S2 files are 18 <sup>7/8</sup> " deep.
<b>F</b> Lateral File	<b>Note: S2 front lateral files will not accept standard lateral file worksurface tops.</b>		Drawer configurations read from top to bottom of case. Interiors noted with rails includes front to back and side to side hanging rails. Refer to front planning pages for additional information.
<b>27</b> 27" High	Series 2 front files cannot accept add-on modules.	See KnollKey lock program on page 192 for keying information.	Label holders are not included with files. Please see Accessories page 83 .
<b>30</b> 30" Wide	Series 2 front files without locks include black Knoll-logo insert in the same position. Insert may be removed to retrofit a lock later.		
<b>C</b> Knoll Lock			
<b>C</b> 12" Drawer with Hanging Rails			
<b>C</b> 12" Drawer with Hanging Rails			
<b>115</b> Medium Grey (P1 paint pricing)			

# Series 2 Front Lateral Files

## 39" High Series 2 Front Lateral Files

Calibre

Calibre File Collection


description	w	h	lock	pattern no.	P1	P2	P3
 39" case with 3-12" drawers with hanging rails	30"	39"		<b>S2F3930ECCC</b>	\$1,114.	\$1,229.	\$1,288.
	30"	39"	Y	<b>S2F3930CCCC</b>	1,163.	1,283.	1,348.
	36"	39"		<b>S2F3936ECCC</b>	1,240.	1,366.	1,439.
	36"	39"	Y	<b>S2F3936CCCC</b>	1,293.	1,426.	1,499.
	42"	39"		<b>S2F3942ECCC</b>	1,356.	1,496.	1,563.
	42"	39"	Y	<b>S2F3942CCCC</b>	1,407.	1,551.	1,629.

Order Code	Specification Information	Application Notes	Critical Dimensions
Example: <b>S2F3930CCCC-115</b>	P1= painted finishes	Multiple freestanding files or cabinets (not attached to walls or worksurfaces) should be ganged for security. Single freestanding files (two and three-high) should be weighted with a counterweight (see Accessories, page 83).	Actual Outside Case Height 38 <sup>27/32"</sup>
<b>S</b> Series 2 Front	P2= painted finishes		Actual Inside Case Height 36"
<b>2</b> Generation	P3= painted finishes		S2 files are 18 <sup>7/8"</sup> deep.
<b>F</b> Lateral File	<b>Note: S2 front lateral files will not accept standard lateral file worksurface tops.</b>	Rails are provided for filing side-to-side and front-to-back and are adjustable for letter, A4, foolscap, JIS, legal, or EDP papers sizes.	Drawer configurations read from top to bottom of case. Interiors noted with rails includes front to back and side to side hanging rails. Refer to front planning pages for additional information.
<b>39</b> 39" High			
<b>30</b> 30" Wide	Series 2 front files cannot accept add-on modules.	See KnollKey lock program on page 192.	Label holders are not included with files. Please see Accessories page 83 .
<b>C</b> Knoll Lock			
<b>C</b> 12" Drawer with Hanging Rails			
<b>C</b> 12" Drawer with Hanging Rails	Series 2 front files without locks include black Knoll-logo insert in the same position. Insert may be removed to retrofit a lock later.		
<b>C</b> 12" Drawer with Hanging Rails			
<b>115</b> Medium Grey (P1 paint pricing)			



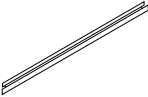





Series 2 Front Lateral Files  
*51" High Series 2 Front Lateral Files*

Calibre

description	w	h	lock	pattern no.	P1	P2	P3
 51" case with 4-12" drawers with hanging rails	30"	51"		<b>S2F5130ECCCC</b>	\$1,435.	\$1,577.	\$1,660.
	30"	51"	Y	<b>S2F5130CCCCC</b>	1,486.	1,635.	1,720.
	36"	51"		<b>S2F5136ECCCC</b>	1,612.	1,779.	1,870.
	36"	51"	Y	<b>S2F5136CCCCC</b>	1,667.	1,837.	1,928.
	42"	51"		<b>S2F5142ECCCC</b>	1,802.	1,984.	2,080.
	42"	51"	Y	<b>S2F5142CCCCC</b>	1,851.	2,041.	2,143.

Order Code	Specification Information	Application Notes	Critical Dimensions
Example: <b>S2F5130CCCCC-115</b>	P1= painted finishes	Multiple freestanding files or cabinets (not attached to walls or worksurfaces) should be ganged for security. Single freestanding files (two and three-high) should be weighted with a counterweight (see Accessories, page 83).	Actual Outside Case Height 50 <sup>27</sup> / <sub>32</sub> "
<b>S</b> Series 2 Front	P2= painted finishes		Actual Inside Case Height 48"
<b>2</b> Generation	P3= painted finishes		S2 files are 18 <sup>7</sup> / <sub>8</sub> " deep.
<b>F</b> Lateral File	<b>Note: S2 front lateral files will not accept standard lateral file worksurface tops.</b>	Rails are provided for filing side-to-side and front-to-back and are adjustable for letter, A4, foolscap, JIS, legal, or EDP papers sizes.	Drawer configurations read from top to bottom of case. Interiors noted with rails includes front to back and side to side hanging rails. Refer to front planning pages for additional information.
<b>51</b> 51" High	Series 2 front files cannot accept add-on units.	See KnollKey lock program on page 192.	Label holders are not included with files. Please see Accessories page 83 .
<b>30</b> 30" Wide	Series 2 front files without locks include black Knoll-logo insert in the same position. Insert may be removed to retrofit a lock later.		
<b>C</b> Knoll Lock			
<b>C</b> 12" Drawer with Hanging Rails			
<b>C</b> 12" Drawer with Hanging Rails			
<b>C</b> 12" Drawer with Hanging Rails			
<b>C</b> 12" Drawer with Hanging Rails			
<b>115</b> Medium Grey (P1 paint pricing)			

description	h	d	w	pattern no.	list price	P1	P2	P3
Label holder, (package of 10) 				<b>5ZNNL</b>	\$44.			
Front-to-back hanging rails (2) 				<b>5ZNNF</b>	47.			
Hanging rail (1) 			30"	<b>5Z4NB</b>	16.			
			36"	<b>5Z6NB</b>	16.			
			42"	<b>5Z8NB</b>	16.			
Ganging hardware kit 				<b>5Z4NN</b>	n/c			
Media bar (T-bar) for hanging tape reels/EDP binders 			30"	<b>5Z4NG</b>	120.			
			36"	<b>5Z6NG</b>	120.			
			42"	<b>5Z8NG</b>	120.			
Counterweight kit for freestanding files and cabinets 			30"	<b>5Z4C2NM</b>	120.			
			36"	<b>5Z6C2NM</b>	120.			
			42"	<b>5Z8C2NM</b>	120.			

**Application Notes**

*Label Holders*

Label holders are designed for standard Calibre fronts, and are not compatible with Morrison fronts. Paper labels are included.

*Hanging Rails*

Hanging rails for front-to-back and side-to-side filing are provided standard. Order two hanging rails and front-to-back hanging rails as needed to convert a component.

Note: Fixed shelves include an attachment back and three shelf dividers.

*Ganging Hardware Kit*

Multiple freestanding files or cabinets should be ganged for security. Hardware and instructions are supplied with each file or cabinet.

*Media Bar (T-Bar)*

Will accommodate most retail brand tape reels and/or Wrightline™ type EDP printout hanging devices. For use only in 15" fixed shelf components. Media Bars are painted in Black.

*Counterweight Kit*

Single freestanding files (two and three-high) should be weighted with a counterweight. Specify according to case width.

Lateral file top intended for use with Calibre front files only.

*Adjustable Dividers*

Adjustable dividers are sized for use in 10.5", 12", 13.5" and 15" components and cannot be used in 3", 6", 7.5" or 9" components.

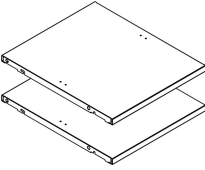
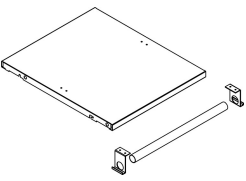
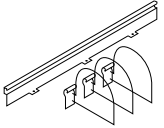

*Drawer Dividers*

Drawer dividers are sized for use in any drawer 6" or greater.

Order dividers with attachment back when converting a component. Divider assemblies are painted in Black. Hanging rails are painted in Black.

*Adjustable Shelves*

Adjustable shelves are painted in Black standard. If Calibre standard P1, P2 or P3 paints are required add a "P" suffix to the pattern number and select the appropriate paint grade. Example 5ZAC2ASP

description	h	d	w	pattern no.	list price	P1	P2	P3
Adjustable cabinet shelves (package of 2) 			15"	<b>5ZAC2AS</b>	\$59.	\$64.	\$67.	
			18"	<b>5ZCC2AS</b>	59.	64.	67.	
			30"	<b>5Z4C2AS</b>	90.	100.	105.	
			36"	<b>5Z6C2AS</b>	90.	100.	105.	
Coat rod with shelf (package of 1) 			15"	<b>5ZAC2NR</b>	59.			
			18"	<b>5ZCC2NR</b>	59.			
			30"	<b>5Z4C2NR</b>	59.			
			36"	<b>5Z6C2NR</b>	59.			
Adjustable dividers (3) with attachment back for pullout drawer and shelf 	8 3/8"	9 1/2"	30"	<b>5Z4NP</b>	38.			
	8 3/8"	9 1/2"	36"	<b>5Z6NP</b>	38.			
	8 3/8"	9 1/2"	42"	<b>5Z8NP</b>	38.			
Adjustable dividers (package of 3) 	8 3/8"	9 1/2"	2"	<b>5ZNNE</b>	24.			

**Application Notes**

*Label Holders*

Label holders are designed for standard Calibre fronts, and are not compatible with Morrison fronts. Paper labels are included.

*Hanging Rails*

Hanging rails for front-to-back and side-to-side filing are provided standard. Order two hanging rails and front-to-back hanging rails as needed to convert a component.

Note: Fixed shelves include an attachment back and three shelf dividers.

*Ganging Hardware Kit*

Multiple freestanding files or cabinets should be ganged for security. Hardware and instructions are supplied with each file or cabinet.

*Media Bar (T-Bar)*

Will accommodate most retail brand tape reels and/or Wrightline™ type EDP printout hanging devices. For use only in 15" fixed shelf components. Media Bars are painted in Black.

*Counterweight Kit*

Single freestanding files (two and three-high) should be weighted with a counterweight. Specify according to case width.

Lateral file top intended for use with Calibre front files only.

*Adjustable Dividers*

Adjustable dividers are sized for use in 10.5", 12", 13.5" and 15" components and cannot be used in 3", 6", 7.5" or 9" components.

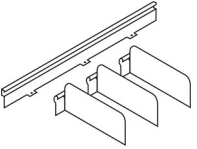
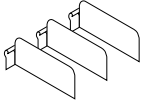
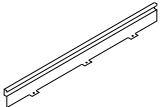
*Drawer Dividers*

Drawer dividers are sized for use in any drawer 6" or greater.

Order dividers with attachment back when converting a component. Divider assemblies are painted in Black. Hanging rails are painted in Black.

*Adjustable Shelves*

Adjustable shelves are painted in Black standard. If Calibre standard P1, P2 or P3 paints are required add a "P" suffix to the pattern number and select the appropriate paint grade. Example 5ZAC2ASP

description	h	d	w	pattern no.	list price	P1	P2	P3
Drawer dividers (3) with attachment back 	5"	15"	30"	<b>5Z4N6DP</b>	\$36.			
	5"	15"	36"	<b>5Z6N6DP</b>	37.			
	5"	15"	42"	<b>5Z8N6DP</b>	37.			
Set of three (3) drawer dividers 	5"	15"	2 1/2"	<b>5ZNN6DP</b>	24.			
Attachment back for pullout shelf/drawer 			30"	<b>5Z4NA</b>	16.			
			36"	<b>5Z6NA</b>	16.			
			42"	<b>5Z8NA</b>	16.			

**Application Notes**

*Label Holders*

Label holders are designed for standard Calibre fronts, and are not compatible with Morrison fronts. Paper labels are included.

*Hanging Rails*

Hanging rails for front-to-back and side-to-side filing are provided standard. Order two hanging rails and front-to-back hanging rails as needed to convert a component.

Note: Fixed shelves include an attachment back and three shelf dividers.

*Ganging Hardware Kit*

Multiple freestanding files or cabinets should be ganged for security. Hardware and instructions are supplied with each file or cabinet.

*Media Bar (T-Bar)*

Will accommodate most retail brand tape reels and/or Wrightline™ type EDP printout hanging devices. For use only in 15" fixed shelf components. Media Bars are painted in Black.

*Counterweight Kit*

Single freestanding files (two and three-high) should be weighted with a counterweight. Specify according to case width.

Lateral file top intended for use with Calibre front files only.

*Adjustable Dividers*

Adjustable dividers are sized for use in 10.5", 12", 13.5" and 15" components and cannot be used in 3", 6", 7.5" or 9" components.

*Drawer Dividers*

Drawer dividers are sized for use in any drawer 6" or greater.

Order dividers with attachment back when converting a component. Divider assemblies are painted in Black. Hanging rails are painted in Black.

*Adjustable Shelves*

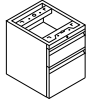
Adjustable shelves are painted in Black standard. If Calibre standard P1, P2 or P3 paints are required add a "P" suffix to the pattern number and select the appropriate paint grade. Example 5ZAC2ASP

# Calibre Pedestals

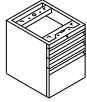
## *suspended pedestal - 18" deep*

Calibre

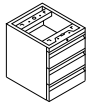
description	w	d	h	lock	pattern no.	P1	P2	P3
Suspended pedestal	15"	18"	19"		<b>3A18E01</b>	\$475.	\$499.	\$525.
01 = box/file	15"	18"	19"	Y	<b>3A18C01</b>	511.	537.	565.



Suspended pedestal	15"	18"	19"		<b>3A18E02</b>	534.	559.	585.
02 = personal/personal/file	15"	18"	19"	Y	<b>3A18C02</b>	569.	597.	628.



Suspended pedestal	15"	18"	19"		<b>3A18E03</b>	513.	538.	566.
03 = box/box/box	15"	18"	19"	Y	<b>3A18C03</b>	545.	574.	600.



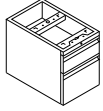
Order Code	Specification Information	Application Notes
Example: <b>3A18C01-612</b>	<i>To order, specify:</i>	Suspended pedestals to be used beneath 18", 24", 30", or 36" deep worksurfaces, credenzas, and return tops.
<b>3</b> Standard height	1. Pattern number	Pedestals are attached to either end of any worksurface over 30"W.
<b>A</b> Suspended pedestal	2. Pedestal lock options	Standard depth file drawers accommodate letter-width filing front-to-back and legal width side-to-side.
<b>18</b> 18" deep	3. Pedestal configurations	File drawers include file hanging bars.
<b>C</b> Knoll lock	4. Paint finish options	Additional pedestal accessories must be ordered separately.
<b>1</b> Box/file	<i>Pedestal lock options:</i>	18" Pedestal file drawers provide 16" of letter filing and 12.5" of legal filing.
<b>612</b> Medium metallic grey	C Knoll lock	Pedestals are available in painted steel only with standard Calibre fronts.
	E No lock	Actual dimensions are 14 7/8"W x 17 1/4"D x 19" (± 1/16")H.
	<i>Pedestal configuration options:</i>	Calibre pedestals are not compatible with Morrison desk supports.
	01 =6/12	Calibre pedestals without locks include black, Knoll-logo insert in the same position. Insert may be removed to retrofit a lock later.
	02 =3/3/12	Pedestal accessories, see page 111.
	03 =6/6/6	
	See page 17 for paint finishes.	
	Add a "Y" to the end of a pattern number to specify a front color that is different from the case color. P3 pricing automatically applies for all colors when utilizing this option.	
	Add an "F" to the end of the pattern number to receive full extension slides on all box drawers. Upcharge is \$25 list per pedestal.	

# Calibre Pedestals

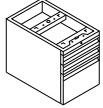
## *suspended pedestal - 24" deep*

Calibre

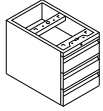
description	w	d	h	lock	pattern no.	P1	P2	P3
Suspended pedestal	15"	24"	19"		<b>3A24E01</b>	\$486.	\$513.	\$538.
01 = box/file	15"	24"	19"	Y	<b>3A24C01</b>	519.	546.	575.



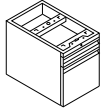
Suspended pedestal	15"	24"	19"		<b>3A24E02</b>	550.	578.	608.
02 = personal/personal/file	15"	24"	19"	Y	<b>3A24C02</b>	582.	614.	646.



Suspended pedestal	15"	24"	19"		<b>3A24E03</b>	527.	554.	581.
03 = box/box/box	15"	24"	19"	Y	<b>3A24C03</b>	563.	589.	620.



Suspended pedestal	15"	24"	19"		<b>3A24E04</b>	511.	537.	565.
04 = personal/EDP	15"	24"	19"	Y	<b>3A24C04</b>	544.	573.	599.



Calibre Front Pedestals

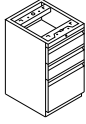
Order Code	Specification Information	Application Notes
Example: <b>3A24C01-612</b>	<i>To order, specify:</i>	Suspended pedestals to be used beneath 24", 30", or 36" deep worksurfaces, credenzas, and return tops.
<b>3</b> Standard height	1. Pattern number	Pedestals are attached to either end of any worksurface over 30"W.
<b>A</b> Suspended pedestal	2. Pedestal lock options	Standard depth file drawers accommodate letter-width filing front-to-back and legal width side-to-side.
<b>24</b> 24" deep	3. Pedestal configurations	File drawers include file hanging bars.
<b>C</b> Knoll lock	4. Paint finish options	Additional pedestal accessories must be ordered separately.
<b>1</b> Box/file	<i>Pedestal lock options:</i>	24" deep pedestal file drawers provide 21.25" of letter filing and 12.5" of legal filing.
<b>612</b> Medium metallic grey	C Knoll lock	
	E No lock	
	<i>Pedestal configuration options:</i>	
	01 =6/12	
	02 =3/3/12	
	03 =6/6/6	
	04 =3/15	
	See page 17 for paint finishes.	
	Add a "Y" to the end of a pattern number to specify a front color that is different from the case color. P3 pricing automatically applies for all colors when utilizing this option.	
	Add an "F" to the end of the pattern number to receive full extension slides on all box drawers. Upcharge is \$25 list per pedestal.	
		Pedestals are available in painted steel only with standard Calibre fronts, see page 42.
		Actual dimensions are 14 <sup>7</sup> / <sub>8</sub> "W x 23 <sup>1</sup> / <sub>4</sub> "D x 19"H (± 1/16").
		Calibre pedestals are not compatible with Morrison desk supports.
		<i>Options:</i>
		Calibre pedestals without locks include black, Knoll-logo insert in the same position. Insert may be removed to retrofit a lock later.
		Pedestal accessories, see page 111.

# Calibre Pedestals

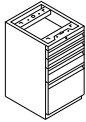
## *floorstanding pedestal - 18" deep*

Calibre

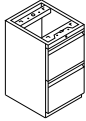
description	w	d	h	lock	pattern no.	P1	P2	P3
Floorstanding pedestal	15"	18"	26 <sup>7</sup> / <sub>8</sub> "		<b>3B18E05</b>	\$620.	\$654.	\$686.
05 = box/box/file	15"	18"	26 <sup>7</sup> / <sub>8</sub> "	Y	<b>3B18C05</b>	656.	689.	724.



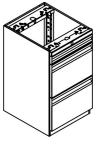
Floorstanding pedestal	15"	18"	26 <sup>7</sup> / <sub>8</sub> "		<b>3B18E06</b>	687.	722.	756.
06 = personal/personal/box/file	15"	18"	26 <sup>7</sup> / <sub>8</sub> "	Y	<b>3B18C06</b>	721.	756.	793.



Floorstanding pedestal	15"	18"	26 <sup>7</sup> / <sub>8</sub> "		<b>3B18E07</b>	595.	625.	657.
07 = file/file	15"	18"	26 <sup>7</sup> / <sub>8</sub> "	Y	<b>3B18C07</b>	628.	660.	692.



Floorstanding pedestal	15"	18"	26 <sup>7</sup> / <sub>8</sub> "		<b>3B18E10</b>	646.	708.	744.
10 = 3/10.5/10.5	15"	18"	26 <sup>7</sup> / <sub>8</sub> "	Y	<b>3B18C10</b>	677.	745.	783.



### Order Code

Example: <b>3B18C07-612</b>
<b>3</b> Standard height
<b>B</b> Floorstanding pedestal
<b>18</b> 18" deep
<b>C</b> Knoll lock
<b>7</b> File/file
<b>612</b> Medium metallic grey

### Specification Information

*To order, specify:*

1. Pattern number
2. Pedestal lock options
3. Pedestal configurations
4. Paint finish options

*Pedestal lock options:*

C Knoll lock  
E No lock

*Pedestal configuration options:*

05 = 6/6/12  
06 = 3/3/6/12  
07 = 12/12

See page 17 for paint finishes.

Add a "Y" to the end of a pattern number to specify a front color that is different from the case color. P3 pricing automatically applies for all colors when utilizing this option.

Add an "F" to the end of the pattern number to receive full extension slides on all box drawers. Upcharge is \$25 list per pedestal.

### Application Notes

18" floorstanding pedestals to be used beneath 18" deep worksurfaces, credenzas, and return tops.

Pedestals are attached to either end of any worksurface over 30"W. Case construction allows use of pedestals as worksurface support.

Standard depth file drawers accommodate letter-width filing front-to-back and legal width side-to-side.

File drawers include file hanging bars.

18"d pedestal file drawer provides 16" of letter filing and 12.5" of legal filing.

Pedestals are available in painted steel only with standard Calibre fronts.

Standard = 14<sup>7</sup>/<sub>8</sub>"W x 17<sup>1</sup>/<sub>4</sub>"D x 26<sup>7</sup>/<sub>8</sub>"H(±1/16")

Calibre pedestals are not compatible with Morrison desk supports.

*Options:*

Calibre pedestals without locks include black, Knoll-logo insert in the same position. Insert may be removed to retrofit a lock later.

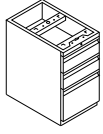
Pedestal accessories, see page 111.

# Calibre Pedestals

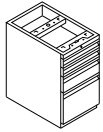
## *floorstanding pedestal - 24" deep*

Calibre

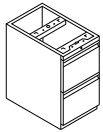
description	w	d	h	lock	pattern no.	P1	P2	P3
Floorstanding pedestal	15"	24"	26 <sup>7</sup> / <sub>8</sub> "		<b>3B24E05</b>	\$691.	\$727.	\$764.
05 = box/box/file	15"	24"	26 <sup>7</sup> / <sub>8</sub> "	Y	<b>3B24C05</b>	725.	763.	799.



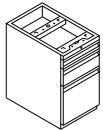
Floorstanding pedestal	15"	24"	26 <sup>7</sup> / <sub>8</sub> "		<b>3B24E06</b>	753.	791.	830.
06 = personal/personal/box/file	15"	24"	26 <sup>7</sup> / <sub>8</sub> "	Y	<b>3B24C06</b>	788.	827.	870.



Floorstanding pedestal	15"	24"	26 <sup>7</sup> / <sub>8</sub> "		<b>3B24E07</b>	662.	695.	731.
07 = file/file	15"	24"	26 <sup>7</sup> / <sub>8</sub> "	Y	<b>3B24C07</b>	694.	731.	769.



Floorstanding pedestal	15"	24"	26 <sup>7</sup> / <sub>8</sub> "		<b>3B24E08</b>	753.	791.	830.
08 = personal/box/EDP	15"	24"	26 <sup>7</sup> / <sub>8</sub> "	Y	<b>3B24C08</b>	788.	827.	870.



### Order Code

Example: <b>3B24C07-612</b>	
<b>3</b>	Standard height
<b>B</b>	Floorstanding pedestal
<b>24</b>	24" deep
<b>C</b>	Knoll lock
<b>7</b>	File/file
<b>612</b>	Medium metallic grey

### Specification Information

*To order, specify:*

1. Pattern number
2. Pedestal lock options
3. Pedestal configurations
4. Paint finishes options

#### *Pedestal lock options:*

C Knoll lock  
E No lock

#### *Pedestal configuration options:*

05 = 6/6/12  
06 = 3/3/6/12  
07 = 12/12  
08 = 3/6/15

See page 17 for paint finishes.

Add a "Y" to the end of a pattern number to specify a front color that is different from the case color. P3 pricing automatically applies for all colors when utilizing this option.

Add an "F" to the end of the pattern number to receive full extension slides on all box drawers. Upcharge is \$25 list per pedestal.

### Application Notes

24" floorstanding pedestals to be used beneath 24" deep worksurfaces, credenzas, and return tops.

Pedestals are attached to either end of any worksurface over 30"W. Case construction allows use of pedestals as worksurface support.

Standard depth file drawers accommodate letter-width filing front-to-back and legal width side-to-side.

File drawers include file hanging bars.

Additional pedestal accessories must be ordered separately, see page 42.

24"d pedestal file drawer provides 21.25" of letter filing and 12.5" of legal filing.

Pedestals are available in painted steel only with standard Calibre fronts.

Standard = 14<sup>7</sup>/<sub>8</sub>"W x 23<sup>1</sup>/<sub>4</sub>"D x 26<sup>7</sup>/<sub>8</sub>"H(±<sup>1</sup>/<sub>16</sub>")

Calibre pedestals are not compatible with Morrison desk supports.

#### *Options:*

Calibre pedestals without locks include black, Knoll-logo insert in the same position. Insert may be removed to retrofit a lock later.

Pedestal accessories, see page 111.

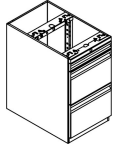


# Calibre Pedestals

## *floorstanding pedestal - 24" deep*

Calibre

description	w	d	h	lock	pattern no.	P1	P2	P3
Floorstanding pedestal	15"	24"	26 <sup>7</sup> / <sub>8</sub> "		<b>3B24E10</b>	\$710.	\$783.	\$821.
10 = 3/10.5/10.5	15"	24"	26 <sup>7</sup> / <sub>8</sub> "	Y	<b>3B24C10</b>	744.	818.	858.

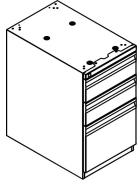


Order Code	Specification Information	Application Notes
Example: <b>3B24C07-612</b>	<i>To order, specify:</i>	24" floorstanding pedestals to be used beneath 24" deep worksurfaces, credenzas, and return tops.
<b>3</b> Standard height	1. Pattern number	
<b>B</b> Floorstanding pedestal	2. Pedestal lock options	
<b>24</b> 24" deep	3. Pedestal configurations	
<b>C</b> Knoll lock	4. Paint finish options	
<b>7</b> File/file	<i>Pedestal lock options:</i>	Pedestals are attached to either end of any worksurface over 30"W. Case construction allows use of pedestals as worksurface support.
<b>612</b> Medium metallic grey	C Knoll lock	Standard depth file drawers accommodate letter-width filing front-to-back and legal width side-to-side.
	E No lock	File drawers include file hanging bars.
	<i>Pedestal configuration options:</i>	Additional pedestal accessories must be ordered separately, see page 42.
	05 = 6/6/12	24"d pedestal file drawer provides 21.25" of letter filing and 12.5" of legal filing.
	06 = 3/3/6/12	
	07 = 12/12	
	08 = 3/6/15	
	See page 17 for paint finishes.	
	Add a "Y" to the end of a pattern number to specify a front color that is different from the case color. P3 pricing automatically applies for all colors when utilizing this option.	
	Add an "F" to the end of the pattern number to receive full extension slides on all box drawers. Upcharge is \$25 list per pedestal.	
		Pedestals are available in painted steel only with standard Calibre fronts. Standard = 14 <sup>7</sup> / <sub>8</sub> "W x 23 <sup>1</sup> / <sub>4</sub> "D x 26 <sup>7</sup> / <sub>8</sub> "H(± <sup>1</sup> / <sub>16</sub> ") Calibre pedestals are not compatible with Morrison desk supports. <i>Options:</i> Calibre pedestals without locks include black, Knoll-logo insert in the same position. Insert may be removed to retrofit a lock later. Pedestal accessories, see page 111.

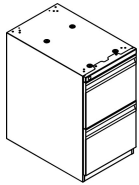
# Calibre Pedestals

## Options - 24" deep without back

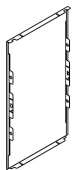
description	w	d	h	lock	pattern no.	P1	P2	P3
Floorstanding pedestal box/box/file	15"	24"	26 <sup>7</sup> / <sub>8</sub> "		<b>CS2PFN24A</b>	\$522.	\$549.	\$576.
	15"	24"	26 <sup>7</sup> / <sub>8</sub> "	Y	<b>CS2PFL24A</b>	555.	582.	612.



Floorstanding pedestal file/file	15"	24"	26 <sup>7</sup> / <sub>8</sub> "		<b>CS2PFN24B</b>	498.	523.	549.
	15"	24"	26 <sup>7</sup> / <sub>8</sub> "	Y	<b>CS2PFL24B</b>	533.	557.	584.



Calibre Options Pedestal Back	15"	n/a	26 <sup>7</sup> / <sub>8</sub> "		<b>CS2XPB</b>	79.	93.	96.
-------------------------------	-----	-----	----------------------------------	--	---------------	-----	-----	-----



### Order Code

Example: <b>CS2PFL24A</b>
<b>CS2</b> Calibre Front
<b>P</b> Pedestal
<b>F</b> Floorstanding
<b>L</b> Locking
<b>24</b> 24" Deep
<b>A</b> Box/Box/File

### Specification Information

*To order, specify:*

1. Pattern number
2. Pedestal lock options
3. Pedestal configurations (Box/Box/File and File/File Only)
4. Paint finish options

*Pedestal lock options:*

L Knoll lock  
N No lock

See page 17 for paint finishes.

Add a "Y" to the end of a pattern number to specify a front color that is different from the case color. P3 pricing automatically applies for all colors when utilizing this option.

Add an "F" to the end of the pattern number to receive full extension slides on all box drawers. Upcharge is \$25 list per pedestal.

### Application Notes

24" floorstanding pedestals to be used beneath 24" deep worksurfaces, credenzas, and return tops. Please note that Calibre Options pedestals do not come with a back panel. **Back panels must be ordered separately. Refer to pattern number DS2XPB within the Series 2 Storage price list.**

Pedestals are attached to either end of any worksurface over 30"W. Case construction allows use of pedestals as worksurface support.

Standard depth file drawers accommodate letter-width filing front-to-back and legal width side-to-side.

**File drawers do not include file hanging bars.**

Additional pedestal accessories must be ordered separately, see page 42.

24"d Calibre Options pedestal file drawer provides 18.25" of letter filing and 12" of legal filing.

### Critical Dimensions

Pedestals are available in painted steel only with standard Calibre fronts.

Calibre pedestals are not compatible with Morrison desk supports.

Pedestal accessories, see page 111.

Dimensions under, **w**, **d** and **h** are actual to the nearest <sup>1</sup>/<sub>16</sub>"

24" Deep Floorstanding Pedestal Internal Drawer Dimensions

Standard = 14<sup>7</sup>/<sub>8</sub>"W x 23<sup>1</sup>/<sub>4</sub>"D x 26<sup>7</sup>/<sub>8</sub>"H(±<sup>1</sup>/<sub>16</sub>")

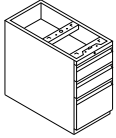
- Box drawer height: 4<sup>3</sup>/<sub>16</sub>"
- Box drawer width: 12<sup>1</sup>/<sub>16</sub>"
- Box drawer depth: 18<sup>3</sup>/<sub>8</sub>"
- File drawer height: 9<sup>1</sup>/<sub>4</sub>"
- File drawer width: 12<sup>1</sup>/<sub>16</sub>"
- File drawer depth: 18<sup>3</sup>/<sub>8</sub>"

# Calibre Pedestals

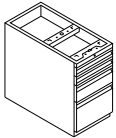
## *floorstanding pedestal - 30" deep*

Calibre

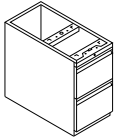
description	w	d	h	lock	pattern no.	P1	P2	P3
Floorstanding pedestal	15"	30"	26 <sup>7</sup> / <sub>8</sub> "		<b>3B30E05</b>	\$727.	\$764.	\$801.
05 = box/box/file	15"	30"	26 <sup>7</sup> / <sub>8</sub> "	Y	<b>3B30C05</b>	762.	797.	839.



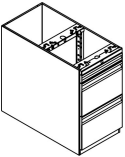
Floorstanding pedestal	15"	30"	26 <sup>7</sup> / <sub>8</sub> "		<b>3B30E06</b>	830.	875.	918.
06 = personal/personal/box/file	15"	30"	26 <sup>7</sup> / <sub>8</sub> "	Y	<b>3B30C06</b>	866.	907.	953.



Floorstanding pedestal	15"	30"	26 <sup>7</sup> / <sub>8</sub> "		<b>3B30E07</b>	694.	731.	769.
07 = file/file	15"	30"	26 <sup>7</sup> / <sub>8</sub> "	Y	<b>3B30C07</b>	730.	766.	804.



Floorstanding pedestal	15"	30"	26 <sup>7</sup> / <sub>8</sub> "		<b>3B30E10</b>	746.	821.	861.
10 = 3/10.5/10.5	15"	30"	26 <sup>7</sup> / <sub>8</sub> "	Y	<b>3B30C10</b>	780.	856.	901.



### Order Code

Example:	<b>3B30C07-612</b>
<b>3</b>	Standard height
<b>B</b>	Floorstanding pedestal
<b>30</b>	30" deep
<b>C</b>	Knoll lock
<b>7</b>	File/file
<b>612</b>	Medium metallic grey

### Specification Information

*To order, specify:*

1. Pattern number
2. Pedestal lock options
3. Pedestal configurations
4. Paint finish options

*Pedestal lock options:*

C Knoll lock  
E No lock

*Pedestal configuration options:*

05 = 6/6/12  
06 = 3/3/6/12  
07 = 12/12

See page 17 for paint finishes.

Add a "Y" to the end of a pattern number to specify a front color that is different from the case color. P3 pricing automatically applies for all colors when utilizing this option.

Add an "F" to the end of the pattern number to receive full extension slides on all box drawers. Upcharge is \$25 list per pedestal.

### Application Notes

30" floorstanding pedestals to be used beneath 30" deep worksurfaces, credenzas, and return tops.

Pedestals are attached to either end of any worksurface over 30"W. Case construction allows use of pedestals as worksurface support.

Standard depth file drawers accommodate letter-width filing front-to-back and legal width side-to-side.

File drawers include file hanging bars.

Additional pedestal accessories must be ordered separately, see page 42.

30"d pedestal file drawer provides 27.25" of letter filing and 12.5" of legal filing.

Pedestals are available in painted steel only with standard Calibre fronts.

Standard = 14<sup>7</sup>/<sub>8</sub>"W x 29<sup>1</sup>/<sub>4</sub>"D x 26<sup>7</sup>/<sub>8</sub>"H(+/- 1/16")

Calibre pedestals are not compatible with Morrison desk supports.

*Options:*

Calibre pedestals without locks include black, Knoll-logo insert in the same position. Insert may be removed to retrofit a lock later.

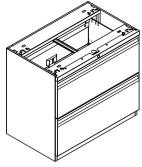
Pedestal accessories, see page 111.

# Calibre Pedestals

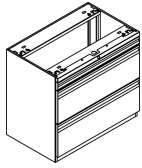
## *double-wide floorstanding pedestal w/lock - 19" deep*

Calibre

description	type	w	d	h	lock	pattern no.	P1	P2	P3
Double-wide pedestal	std height	30"	18 <sup>3</sup> / <sub>4</sub> "	26 <sup>7</sup> / <sub>8</sub> "	Y	<b>3DW4CC</b>	\$784.	\$858.	\$904.
	std height	36"	18 <sup>3</sup> / <sub>4</sub> "	26 <sup>7</sup> / <sub>8</sub> "	Y	<b>3DW6CC</b>	858.	946.	995.



Double-wide pedestal		30"	18 <sup>3</sup> / <sub>4</sub> "	26 <sup>7</sup> / <sub>8</sub> "	Y	<b>3DW4IDD</b>	1,021.	1,122.	1,179.
3/10.5/10.5 drawer configuration		36"	18 <sup>3</sup> / <sub>4</sub> "	26 <sup>7</sup> / <sub>8</sub> "	Y	<b>3DW6IDD</b>	1,121.	1,235.	1,294.



Calibre Front Pedestals

### Order Code

Example:	<b>3DW4CC-613</b>
<b>3</b>	Standard height
<b>DW</b>	Double-wide
<b>4</b>	30" wide
<b>C</b>	Calibre front
<b>C</b>	Knoll lock
<b>613</b>	Silver paint finish

### Specification Information

*To order, specify:*

1. Pattern number
2. Paint finish

See page 17 for paint finishes.

Add a "Y" to the end of a pattern number to specify a front color that is different from the case color. P3 pricing automatically applies for all colors when utilizing this option.

### Application Notes

The double-wide pedestal incorporates two 12" drawers in a 30" or 36" width and is intended for below workstation applications only.

The double-wide pedestal cannot be used as a freestanding standalone item. It is designed to attach to a systems worksurface and therefore does not have a finished top or interlock mechanism to prevent both drawers from being opened simultaneously.

Includes hanging file bars for letter, legal, front-to-back and side-to-side filing.

**Double-wide pedestal is nominally 19"D and will not fit under 18"D worksurfaces.**

**The actual depth of doublewide pedestals is 18<sup>3</sup>/<sub>4</sub>"**

See page 5 for 30"w and 36"w filing capacities.

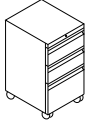
Calibre Pedestals  
*mobile pedestal - 18" deep  
 without handle*

Calibre

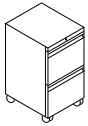
description	w	d	h	lock	pattern no.	P1	P2	P3
Mobile pedestal 01 = box/file	15"	18"	20 <sup>3</sup> / <sub>8</sub> "	Y	<b>3C18(C/A)01</b>	\$845.	\$887.	\$931.



Mobile pedestal 05 = box/box/file	15"	18"	26 <sup>3</sup> / <sub>8</sub> "	Y	<b>3C18(C/A)05</b>	903.	947.	997.
--------------------------------------	-----	-----	----------------------------------	---	--------------------	------	------	------



Mobile pedestal 07 = file/file	15"	18"	26 <sup>3</sup> / <sub>8</sub> "	Y	<b>3C18(C/A)07</b>	867.	908.	955.
-----------------------------------	-----	-----	----------------------------------	---	--------------------	------	------	------



Order Code	Specification Information	Application Notes
Example: <b>3C18C01-612</b>	To order specify:	Mobile pedestals to be used beneath 24", 30" or 36" deep worksurfaces, credenzas, and return tops.
<b>3</b> Standard height	1. Pattern number	Actual dimensions are: 14 <sup>7</sup> / <sub>8</sub> " W x 16 <sup>3</sup> / <sub>4</sub> " D
<b>C</b> Mobile pedestal	2. Pedestal lock options	Options: Pedestal accessories, see page 111.
<b>18</b> 17 1/2" deep	3. Pedestal configurations	18" d pedestal file drawer provides 16" of letter filing or 12.5" of legal filing.
<b>C</b> Knoll lock	4. Paint finish options	
<b>01</b> box/file	Pedestal lock options: C Knoll lock	Mobile pedestals include locking casters.
<b>612</b> Medium metallic grey	Pedestal configuration options: 01 = 6/12 05 = 6/6/12 07 = 12/12	Mobile pedestals will not fit under machine height worksurfaces.
	See page 17 for paint finishes.	File drawers include file hanging bars.
	Add a "Y" to the end of a pattern number to specify a front color that is different from the case color. P3 pricing automatically applies for all colors when utilizing this option.	Pedestals are available in painted steel and are offered with standard Calibre fronts only.
	Add an "F" to the end of the pattern number to receive full extension slides on all box drawers. Upcharge is \$25 list per pedestal.	

# Calibre Pedestals

## *mobile pedestal - 18" deep with handle*

Calibre

description	w	d	h	lock	pattern no.	P1	P2	P3
Mobile pedestal 01 = box / file	15"	18"	20 <sup>3</sup> / <sub>8</sub> "	Y	<b>3C18(C/A)P01</b>	\$911.	\$956.	\$1,004.



Mobile pedestal 05 = box / box / file	15"	18"	26 <sup>3</sup> / <sub>8</sub> "	Y	<b>3C18(C/A)P05</b>	975.	1,018.	1,069.
--	-----	-----	----------------------------------	---	---------------------	------	--------	--------



Mobile pedestal 07 = file / file	15"	18"	26 <sup>3</sup> / <sub>8</sub> "	Y	<b>3C18(C/A)P07</b>	938.	981.	1,031.
-------------------------------------	-----	-----	----------------------------------	---	---------------------	------	------	--------



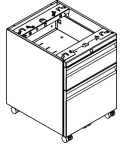
Calibre Front Pedestals

Order Code	Specification Information	Application Notes
Example: <b>3C18CP01-612</b>	To order specify:	Mobile pedestals to be used beneath 24", 30" or 36" deep worksurfaces, credenzas, and return tops.
<b>3</b> Standard height	1. Pattern number	Actual dimensions are: 14 <sup>7</sup> / <sub>8</sub> " W x 16 <sup>3</sup> / <sub>4</sub> " D
<b>C</b> Mobile pedestal	2. Pedestal lock options	Options: Pedestal accessories, see page 111.
<b>18</b> 17 1/2" deep	3. Pedestal configurations	18" d pedestal file drawer provides 16" of letter filing or 12.5" of legal filing.
<b>C</b> Knoll lock	4. Paint finish options	
<b>P</b> with handle	Pedestal lock options: C Knoll lock	Mobile pedestals include locking casters.
<b>01</b> box/file	Pedestal configuration options: 01 = 6/12 05 = 6/6/12 07 = 12/12	Mobile pedestals will not fit under machine height worksurfaces.
<b>612</b> Medium metallic grey	See page 17 for paint finishes.	File drawers include file hanging bars.
	Add a "Y" to the end of a pattern number to specify a front color that is different from the case color. P3 pricing automatically applies for all colors when utilizing this option.	Pedestals are available in painted steel and are offered with standard Calibre fronts only.
	Add an "F" to the end of the pattern number to receive full extension slides on all box drawers. Upcharge is \$25 list per pedestal.	Pedestal handle is black.

Calibre Pedestals  
*mobile pedestal - 18" deep  
 without top and without handle  
 (pedestal cushion ordered separately)*

Calibre

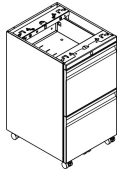
description	w	d	h	locks	pattern no.	P1	P2	P3
Mobile pedestal 01 = box / file	15"	18"	20 <sup>3</sup> / <sub>8</sub> "	Y	<b>3O18(C/A)01</b>	\$793.	\$838.	\$882.



Mobile pedestal 05 = box / box / file	15"	18"	26 <sup>3</sup> / <sub>8</sub> "	Y	<b>3O18(C/A)05</b>	853.	900.	943.
--	-----	-----	----------------------------------	---	--------------------	------	------	------



Mobile pedestal 07 = file / file	15"	18"	26 <sup>3</sup> / <sub>8</sub> "	Y	<b>3O18(C/A)07</b>	817.	858.	903.
-------------------------------------	-----	-----	----------------------------------	---	--------------------	------	------	------



Order Code	Specification Information	Application Notes
Example: <b>3O18C01-612</b>	To order specify:	Mobile pedestals to be used beneath 24", 30" or 36" deep worksurfaces, credenzas, and return tops.
<b>3</b> Standard height	1. Pattern number	Actual dimensions are: 14 <sup>7</sup> / <sub>8</sub> " W x 16 <sup>3</sup> / <sub>4</sub> " D
<b>O</b> Mobile pedestal without top	2. Pedestal lock options	Options:
<b>18</b> 17 <sup>1</sup> / <sub>2</sub> " deep	3. Pedestal configurations	Pedestal accessories, see page 111
<b>C</b> Knoll lock	4. Paint finish options	18"d pedestal file drawer provides 16" of letter filing or 12.5" of legal filing.
<b>01</b> box/file	Pedestal lock options: C Knoll lock	Mobile pedestals include locking casters.
<b>612</b> Medium metallic grey	Pedestal configuration options: 01 = 6/12 05 = 6/6/12 07 = 12/12	Mobile pedestals will not fit under machine height worksurfaces.
	See page 17 for paint finishes	File drawers include file hanging bars.
	Add a "Y" to the end of a pattern number to specify a front color that is different from the case color. P3 pricing automatically applies for all colors when utilizing this option.	Pedestals are available in painted steel and are offered with standard Calibre fronts only.
	Add an "F" to the end of the pattern number to receive full extension slides on all box drawers. Upcharge is \$25 list per pedestal.	

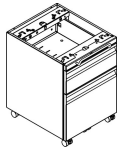
Calibre Pedestals  
*mobile pedestal - 18" deep  
 without top and with handle  
 (pedestal cushion ordered separately)*

Calibre

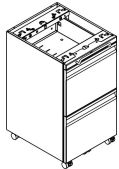
description	w	d	h	lock	pattern no.	P1	P2	P3
Mobile pedestal 01 = box / file	15"	18"	20 <sup>3</sup> / <sub>8</sub> "	Y	<b>3O18(C/A)P01</b>	\$866.	\$906.	\$952.



Mobile pedestal 05 = box / box / file	15"	18"	26 <sup>3</sup> / <sub>8</sub> "	Y	<b>3O18(C/A)P05</b>	926.	970.	1,017.
--	-----	-----	----------------------------------	---	---------------------	------	------	--------



Mobile pedestal 07 = file / file	15"	18"	26 <sup>3</sup> / <sub>8</sub> "	Y	<b>3O18(C/A)P07</b>	888.	932.	978.
-------------------------------------	-----	-----	----------------------------------	---	---------------------	------	------	------



Calibre Front Pedestals

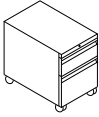
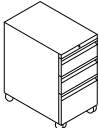
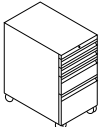
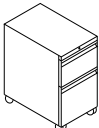
Order Code	Specification Information	Application Notes
Example: <b>3O18P01-612</b>	To order specify:	Mobile pedestals to be used beneath 24", 30" or 36" deep worksurfaces, credenzas, and return tops.
<b>3</b> Standard height	1. Pattern number	Actual dimensions are: 14 <sup>7</sup> / <sub>8</sub> " W x 16 <sup>3</sup> / <sub>4</sub> " D
<b>O</b> Mobile pedestal without top	2. Pedestal lock options	18" d pedestal file drawer provides 16" of letter filing or 12.5" of legal filing.
<b>18</b> 17 <sup>1</sup> / <sub>2</sub> " deep	3. Pedestal configurations	Mobile pedestals include locking casters.
<b>C</b> Knoll lock	4. Paint finish options	Mobile pedestals will not fit under machine height worksurfaces.
<b>P</b> with handle	Pedestal lock options: C Knoll lock	File drawers include file hanging bars.
<b>01</b> box/file	Pedestal configuration options: 01 = 6/12 05 = 6/6/12 07 = 12/12	Pedestals are available in painted steel and are offered with standard Calibre fronts only.
<b>612</b> Medium metallic grey	See page 17 for paint finishes.	Pedestal handle is black.
	Add a "Y" to the end of a pattern number to specify a front color that is different from the case color. P3 pricing automatically applies for all colors when utilizing this option.	
	Add an "F" to the end of the pattern number to receive full extension slides on all box drawers. Upcharge is \$25 list per pedestal.	



# Calibre Pedestals

## *mobile pedestal - 24" deep without handle*

Calibre

description	w	d	h	lock	pattern no.	P1	P2	P3
Mobile pedestal 01 = box/file 	15"	24"	20 <sup>3</sup> / <sub>8</sub> "	Y	<b>3C24(C/A)01</b>	\$939.	\$988.	\$1,036.
Mobile pedestal 05 = box/box/file 	15"	24"	26 <sup>3</sup> / <sub>8</sub> "	Y	<b>3C24(C/A)05</b>	1,001.	1,051.	1,103.
Mobile pedestal 06 = personal/ personal/box/file 	15"	24"	26 <sup>3</sup> / <sub>8</sub> "	Y	<b>3C24(C/A)06</b>	1,059.	1,113.	1,170.
Mobile pedestal 07 = file/file 	15"	24"	26 <sup>3</sup> / <sub>8</sub> "	Y	<b>3C24(C/A)07</b>	959.	1,010.	1,061.

### Order Code

Example: <b>3C24C01-612</b>
<b>3</b> Standard height
<b>C</b> Mobile pedestal
<b>24</b> 23 <sup>1</sup> / <sub>2</sub> " deep
<b>C</b> Knoll lock
<b>01</b> box/file
<b>612</b> Medium metallic grey

### Specification Information

To order specify:

1. Pattern number
2. Pedestal lock options
3. Pedestal configurations
4. Paint finish options

Pedestal lock options:  
C Knoll lock

Pedestal configuration options:  
01 = 6/12  
05 = 6/6/12  
06 = 3/3/6/12  
07 = 12/12  
08 = 3/6/15  
09 = 3/6/12

See page 17 for paint finishes.

Add a "Y" to the end of a pattern number to specify a front color that is different from the case color. P3 pricing automatically applies for all colors when utilizing this option.

Add an "F" to the end of the pattern number to receive full extension slides on all box drawers. Upcharge is \$25 list per pedestal.

### Application Notes

Mobile pedestals to be used beneath 24", 30" or 36" deep worksurfaces, credenzas, and return tops.

Mobile pedestals include locking casters.

26<sup>3</sup>/<sub>8</sub>" Mobile pedestals will not fit under machine height worksurfaces.

File drawers include file hanging bars.

Additional pedestal accessories must be ordered separately.

Pedestals are available in painted steel and are offered with standard Calibre fronts only.

Actual dimensions are:  
14<sup>7</sup>/<sub>8</sub>" W x 22<sup>3</sup>/<sub>4</sub>" D

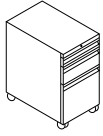
Options:  
Pedestal accessories, see page 111.  
24"d pedestal file drawer provides 21.25" of letter filing or 12.5" of legal filing.

# Calibre Pedestals

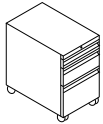
## *mobile pedestal - 24" deep without handle*

Calibre

description	w	d	h	lock	pattern no.	P1	P2	P3
Mobile pedestal 08 = personal/box/EDP	15"	24"	26 <sup>3</sup> / <sub>8</sub> "	Y	<b>3C24(C/A)08</b>	\$1,025.	\$1,078.	\$1,132.



Mobile pedestal 09 = personal/box/file	15"	24"	23 <sup>5</sup> / <sub>8</sub> "	Y	<b>3C24(C/A)09</b>	984.	1,034.	1,087.
---	-----	-----	----------------------------------	---	--------------------	------	--------	--------



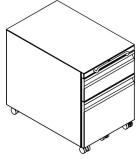
Calibre Front Pedestals

Order Code	Specification Information	Application Notes
Example: <b>3C24C01-612</b>	To order specify:	Mobile pedestals to be used beneath 24", 30" or 36" deep worksurfaces, credenzas, and return tops.
<b>3</b> Standard height	1. Pattern number	Actual dimensions are: 14 <sup>7</sup> / <sub>8</sub> " W x 22 <sup>3</sup> / <sub>4</sub> " D
<b>C</b> Mobile pedestal	2. Pedestal lock options	Options:
<b>24</b> 23 <sup>1</sup> / <sub>2</sub> " deep	3. Pedestal configurations	Pedestal accessories, see page 111.
<b>C</b> Knoll lock	4. Paint finish options	24"d pedestal file drawer provides 21.25" of letter filing or 12.5" of legal filing.
<b>01</b> box/file	Pedestal lock options: C Knoll lock	26 <sup>3</sup> / <sub>8</sub> " Mobile pedestals will not fit under machine height worksurfaces.
<b>612</b> Medium metallic grey	Pedestal configuration options: 01 = 6/12 05 = 6/6/12 06 = 3/3/6/12 07 = 12/12 08 = 3/6/15 09 = 3/6/12	File drawers include file hanging bars.
	See page 17 for paint finishes.	Additional pedestal accessories must be ordered separately.
	Add a "Y" to the end of a pattern number to specify a front color that is different from the case color. P3 pricing automatically applies for all colors when utilizing this option.	Pedestals are available in painted steel and are offered with standard Calibre fronts only.
	Add an "F" to the end of the pattern number to receive full extension slides on all box drawers. Upcharge is \$25 list per pedestal.	

Calibre Pedestals  
*mobile pedestal - 24" deep  
 with handle*

Calibre

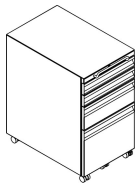
description	w	d	h	lock	pattern no.	P1	P2	P3
Mobile pedestal 01 = box / file	15"	24"	20 <sup>3</sup> / <sub>8</sub> "	Y	<b>3C24(C/A)P01</b>	\$1,009.	\$1,056.	\$1,111.



Mobile pedestal 05 = box / box / file	15"	24"	26 <sup>3</sup> / <sub>8</sub> "	Y	<b>3C24(C/A)P05</b>	1,070.	1,121.	1,178.
--	-----	-----	----------------------------------	---	---------------------	--------	--------	--------



Mobile pedestal 06 = personal / personal / box / file	15"	24"	26 <sup>3</sup> / <sub>8</sub> "	Y	<b>3C24(C/A)P06</b>	1,130.	1,181.	1,241.
--	-----	-----	----------------------------------	---	---------------------	--------	--------	--------



Order Code	Specification Information	Application Notes
Example: <b>3C24CP01-612</b>	To order specify:	Mobile pedestals to be used beneath 24", 30" or 36" deep worksurfaces, credenzas, and return tops.
<b>3</b> Standard height	1. Pattern number	Actual dimensions are: 14 <sup>7</sup> / <sub>8</sub> " W x 22 <sup>3</sup> / <sub>4</sub> " D
<b>C</b> Mobile pedestal	2. Pedestal lock options	Options: Pedestal accessories, see page 111.
<b>24</b> 23 <sup>1</sup> / <sub>2</sub> " deep	3. Pedestal configurations	24"d pedestal file drawer provides 21.25" of letter filing or 12.5" of legal filing.
<b>C</b> Knoll lock	4. Paint finish options	
<b>P</b> with handle	Pedestal lock options: C Knoll lock	26 <sup>5</sup> / <sub>8</sub> " Mobile pedestals will not fit under machine height worksurfaces.
<b>01</b> box/file	Pedestal configuration options: 01 = 6/12 05 = 6/6/12 06 = 3/3/6/12 07 = 12/12 08 = 3/6/15 09 = 3/6/12	File drawers include file hanging bars.
<b>612</b> Medium metallic grey	See page 17 for paint finishes.	Additional pedestal accessories must be ordered separately.
	Add a "Y" to the end of a pattern number to specify a front color that is different from the case color. P3 pricing automatically applies for all colors when utilizing this option.	Pedestals are available in painted steel and are offered with standard Calibre fronts only.
	Add an "F" to the end of the pattern number to receive full extension slides on all box drawers. Upcharge is \$25 list per pedestal.	Pedestal handle is black.

# Calibre Pedestals

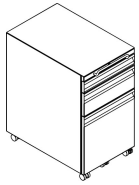
*mobile pedestal - 24" deep  
with handle*

Calibre

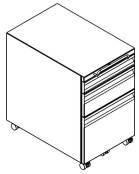
description	w	d	h	lock	pattern no.	P1	P2	P3
Mobile pedestal 07 = file / file	15"	24"	26 <sup>3</sup> / <sub>8</sub> "	Y	<b>3C24(C/A)P07</b>	\$1,032.	\$1,081.	\$1,134.



Mobile pedestal 08 = personal / box / EDP	15"	24"	26 <sup>3</sup> / <sub>8</sub> "	Y	<b>3C24(C/A)P08</b>	1,098.	1,149.	1,207.
--	-----	-----	----------------------------------	---	---------------------	--------	--------	--------



Mobile pedestal 09 = personal / box / file	15"	24"	23 <sup>5</sup> / <sub>8</sub> "	Y	<b>3C24(C/A)P09</b>	1,055.	1,104.	1,159.
---	-----	-----	----------------------------------	---	---------------------	--------	--------	--------



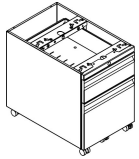
Calibre Front Pedestals

Order Code	Specification Information	Application Notes
Example: <b>3C24CP01-612</b>	To order specify:	Mobile pedestals to be used beneath 24", 30" or 36" deep worksurfaces, credenzas, and return tops.
<b>3</b> Standard height	1. Pattern number	Actual dimensions are: 14 <sup>7</sup> / <sub>8</sub> " W x 22 <sup>3</sup> / <sub>4</sub> " D
<b>C</b> Mobile pedestal	2. Pedestal lock options	Options: Pedestal accessories, see page 111.
<b>24</b> 23 <sup>1</sup> / <sub>2</sub> " deep	3. Pedestal configurations	24"d pedestal file drawer provides 21.25" of letter filing or 12.5" of legal filing.
<b>C</b> Knoll lock	4. Paint finish options	
<b>P</b> with handle	Pedestal lock options: C Knoll lock	26 <sup>5</sup> / <sub>8</sub> " Mobile pedestals will not fit under machine height worksurfaces.
<b>01</b> box/file	Pedestal configuration options: 01 = 6/12 05 = 6/6/12 06 = 3/3/6/12 07 = 12/12 08 = 3/6/15 09 = 3/6/12	File drawers include file hanging bars.
<b>612</b> Medium metallic grey	See page 17 for paint finishes.	Additional pedestal accessories must be ordered separately.
	Add a "Y" to the end of a pattern number to specify a front color that is different from the case color. P3 pricing automatically applies for all colors when utilizing this option.	Pedestals are available in painted steel and are offered with standard Calibre fronts only.
	Add an "F" to the end of the pattern number to receive full extension slides on all box drawers. Upcharge is \$25 list per pedestal.	Pedestal handle is black.

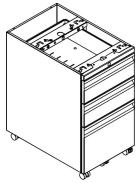
Calibre Pedestals  
*mobile pedestal - 24" deep  
 without top  
 (pedestal cushion ordered separately)*

Calibre

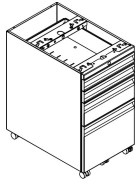
description	w	d	h	lock	pattern no.	P1	P2	P3
Mobile pedestal 01 = box / file	15"	24"	20 <sup>3</sup> / <sub>8</sub> "	Y	<b>3O24(C/A)01</b>	\$889.	\$938.	\$983.



Mobile pedestal 05 = box / box / file	15"	24"	26 <sup>3</sup> / <sub>8</sub> "	Y	<b>3O24(C/A)05</b>	950.	1,002.	1,052.
--	-----	-----	----------------------------------	---	--------------------	------	--------	--------



Mobile pedestal 06 = personal / personal / box / file	15"	24"	26 <sup>3</sup> / <sub>8</sub> "	Y	<b>3O24(C/A)06</b>	1,009.	1,063.	1,117.
--	-----	-----	----------------------------------	---	--------------------	--------	--------	--------

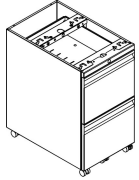


Order Code	Specification Information	Application Notes
Example: <b>3O24C01-612</b>	To order specify:	Mobile pedestals to be used beneath 24", 30" or 36" deep worksurfaces, credenzas, and return tops.
<b>3</b> Standard height	1. Pattern number	Actual dimensions are: 14 <sup>7</sup> / <sub>8</sub> " W x 22 <sup>3</sup> / <sub>4</sub> " D
<b>O</b> Mobile pedestal without top	2. Pedestal lock options	Options:
<b>24</b> 23 1/2" deep	3. Pedestal configurations	Pedestal accessories, see page 111.
<b>C</b> Knoll lock	4. Paint finish options	24"d pedestal file drawer provides 21.25" of letter filing or 12.5" of legal filing.
<b>01</b> box/file	Pedestal lock options: C Knoll lock	26 <sup>3</sup> / <sub>8</sub> " Mobile pedestals will not fit under machine height worksurfaces.
<b>612</b> Medium metallic grey	Pedestal configuration options: 01 = 6/12 05 = 6/6/12 06 = 3/3/6/12 07 = 12/12 08 = 3/6/15 09 = 3/6/12	File drawers include file hanging bars.
	See page 17 for paint finishes.	Additional pedestal accessories must be ordered separately.
	Add a "Y" to the end of a pattern number to specify a front color that is different from the case color. P3 pricing automatically applies for all colors when utilizing this option.	Pedestals are available in painted steel and are offered with standard Calibre fronts only.
	Add an "F" to the end of the pattern number to receive full extension slides on all box drawers. Upcharge is \$25 list per pedestal.	

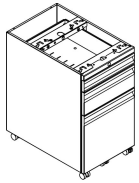
Calibre Pedestals  
*mobile pedestal - 24" deep  
 without top  
 (pedestal cushion ordered separately)*

Calibre

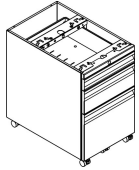
description	w	d	h	lock	pattern no.	P1	P2	P3
Mobile pedestal 07 = file / file	15"	24"	26 <sup>3</sup> / <sub>8</sub> "	Y	<b>3O24(C/A)07</b>	\$909.	\$959.	\$1,009.



Mobile pedestal 08 = personal / box / EDP	15"	24"	26 <sup>3</sup> / <sub>8</sub> "	Y	<b>3O24(C/A)08</b>	977.	1,030.	1,081.
--	-----	-----	----------------------------------	---	--------------------	------	--------	--------



Mobile pedestal 09 = personal / box / file	15"	24"	23 <sup>5</sup> / <sub>8</sub> "	Y	<b>3O24(C/A)09</b>	937.	984.	1,034.
---	-----	-----	----------------------------------	---	--------------------	------	------	--------



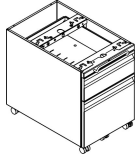
Calibre Front Pedestals

Order Code	Specification Information	Application Notes
Example: <b>3O24C01-612</b>	To order specify:	Mobile pedestals to be used beneath 24", 30" or 36" deep worksurfaces, credenzas, and return tops.
<b>3</b> Standard height	1. Pattern number	Actual dimensions are: 14 <sup>7</sup> / <sub>8</sub> " W x 22 <sup>3</sup> / <sub>4</sub> " D
<b>O</b> Mobile pedestal without top	2. Pedestal lock options	Options: Pedestal accessories, see page 111.
<b>24</b> 23 1/2" deep	3. Pedestal configurations	24"d pedestal file drawer provides 21.25" of letter filing or 12.5" of legal filing.
<b>C</b> Knoll lock	4. Paint finish options	File drawers include file hanging bars.
<b>01</b> box/file	Pedestal lock options: C Knoll lock	Additional pedestal accessories must be ordered separately.
<b>612</b> Medium metallic grey	Pedestal configuration options: 01 = 6/12 05 = 6/6/12 06 = 3/3/6/12 07 = 12/12 08 = 3/6/15 09 = 3/6/12	Pedestals are available in painted steel and are offered with standard Calibre fronts only.
	See page 17 for paint finishes.	
	Add a "Y" to the end of a pattern number to specify a front color that is different from the case color. P3 pricing automatically applies for all colors when utilizing this option.	
	Add an "F" to the end of the pattern number to receive full extension slides on all box drawers. Upcharge is \$25 list per pedestal.	

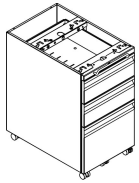
Calibre Pedestals  
*mobile pedestal - 24" deep  
 without top and with handle  
 (pedestal cushion ordered separately)*

Calibre

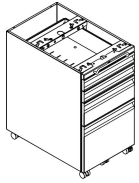
description	w	d	h	lock	pattern no.	P1	P2	P3
Mobile pedestal 01 = box / file	15"	24"	20 <sup>5</sup> / <sub>8</sub> "	Y	<b>3024(C/A)P01</b>	\$958.	\$1,008.	\$1,058.



Mobile pedestal 05 = box / box / file	15"	24"	26 <sup>3</sup> / <sub>8</sub> "	Y	<b>3024(C/A)P05</b>	1,021.	1,072.	1,126.
--	-----	-----	----------------------------------	---	---------------------	--------	--------	--------



Mobile pedestal 06 = personal / personal / box / file	15"	24"	26 <sup>3</sup> / <sub>8</sub> "	Y	<b>3024(C/A)P06</b>	1,079.	1,133.	1,188.
--	-----	-----	----------------------------------	---	---------------------	--------	--------	--------



**Order Code**

Example: <b>3024CP01-612</b>	
<b>3</b>	Standard height
<b>O</b>	Mobile pedestal without top
<b>24</b>	23 1/2" deep
<b>C</b>	Knoll lock
<b>P</b>	with handle
<b>01</b>	box/file
<b>612</b>	Medium metallic grey

**Specification Information**

To order specify:

1. Pattern number
2. Pedestal lock options
3. Pedestal configurations
4. Paint finish options

Pedestal lock options:  
C Knoll lock

Pedestal configuration options:  
01 = 6/12  
05 = 6/6/12  
06 = 3/3/6/12  
07 = 12/12  
08 = 3/6/15  
09 = 3/6/12

See page 17 for paint finishes.

Add a "Y" to the end of a pattern number to specify a front color that is different from the case color. P3 pricing automatically applies for all colors when utilizing this option.

Add an "F" to the end of the pattern number to receive full extension slides on all box drawers. Upcharge is \$25 list per pedestal.

**Application Notes**

Mobile pedestals to be used beneath 24", 30" or 36" deep worksurfaces, credenzas, and return tops.

Mobile pedestals include locking casters.

26<sup>5</sup>/<sub>8</sub>" Mobile pedestals will not fit under machine height worksurfaces.

File drawers include file hanging bars.

Additional pedestal accessories must be ordered separately.

Pedestals are available in painted steel and are offered with standard Calibre fronts only.

Pedestal handle is black.

Actual dimensions are:  
14<sup>7</sup>/<sub>8</sub>" W x 22<sup>3</sup>/<sub>4</sub>" D

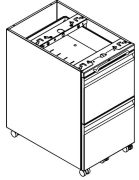
Options:  
Pedestal accessories, see page 111.

24"d pedestal file drawer provides 21.25" of letter filing or 12.5" of legal filing.

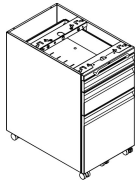
Calibre Pedestals  
*mobile pedestal - 24" deep  
 without top and with handle  
 (pedestal cushion ordered separately)*

Calibre

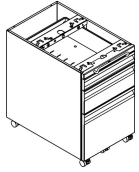
description	w	d	h	lock	pattern no.	P1	P2	P3
Mobile pedestal 07 = file / file	15"	24"	26 <sup>3</sup> / <sub>8</sub> "	Y	<b>3O24(C/A)P07</b>	\$982.	\$1,032.	\$1,084.



Mobile pedestal 08 = personal / box / EDP	15"	24"	26 <sup>3</sup> / <sub>8</sub> "	Y	<b>3O24(C/A)P08</b>	1,048.	1,100.	1,154.
--	-----	-----	----------------------------------	---	---------------------	--------	--------	--------



Mobile pedestal 09 = personal / box / file	15"	24"	23 <sup>5</sup> / <sub>8</sub> "	Y	<b>3O24(C/A)P09</b>	1,006.	1,055.	1,109.
---	-----	-----	----------------------------------	---	---------------------	--------	--------	--------

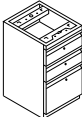


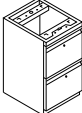
Calibre Front Pedestals

Order Code	Specification Information	Application Notes
Example: <b>3O24CP01-612</b>	To order specify:	Mobile pedestals to be used beneath 24", 30" or 36" deep worksurfaces, credenzas, and return tops.
<b>3</b> Standard height	1. Pattern number	Actual dimensions are: 14 <sup>7</sup> / <sub>8</sub> " W x 22 <sup>3</sup> / <sub>4</sub> " D
<b>O</b> Mobile pedestal without top	2. Pedestal lock options	Options: Pedestal accessories, see page 111.
<b>24</b> 23 <sup>1</sup> / <sub>2</sub> " deep	3. Pedestal configurations	24"d pedestal file drawer provides 21.25" of letter filing or 12.5" of legal filing.
<b>C</b> Knoll lock	4. Paint finish options	
<b>P</b> with handle	Pedestal lock options: C Knoll lock	26 <sup>5</sup> / <sub>8</sub> " Mobile pedestals will not fit under machine height worksurfaces.
<b>01</b> box/file	Pedestal configuration options: 01 = 6/12 05 = 6/6/12 06 = 3/3/6/12 07 = 12/12 08 = 3/6/15 09 = 3/6/12	File drawers include file hanging bars.
<b>612</b> Medium metallic grey	See page 17 for paint finishes.	Additional pedestal accessories must be ordered separately.
	Add a "Y" to the end of a pattern number to specify a front color that is different from the case color. P3 pricing automatically applies for all colors when utilizing this option.	Pedestals are available in painted steel and are offered with standard Calibre fronts only.
	Add an "F" to the end of the pattern number to receive full extension slides on all box drawers. Upcharge is \$25 list per pedestal.	Pedestal handle is black.



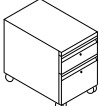

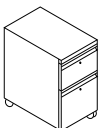
*Floorstanding pedestals with individual drawer locks - 18", 24" and 30" deep*

description	w	d	h	Security Separator	pattern no.	P1	P2	P3
Floorstanding pedestal 05 = box/box/file 	15"	18"	26 7/8"		<b>3B18W05</b>	\$790.	\$820.	\$859.
	15"	18"	26 7/8"	Y	<b>3B18X05</b>	832.	863.	906.
	15"	24"	26 7/8"		<b>3B24W05</b>	858.	896.	941.
	15"	24"	26 7/8"	Y	<b>3B24X05</b>	903.	939.	984.
	15"	30"	26 7/8"		<b>3B30W05</b>	896.	935.	979.
	15"	30"	26 7/8"	Y	<b>3B30X05</b>	939.	976.	1,024.

Floorstanding pedestal 07 = file/file 	15"	18"	26 7/8"		<b>3B18W07</b>	707.	739.	777.
	15"	18"	26 7/8"	Y	<b>3B18X07</b>	748.	782.	820.
	15"	24"	26 7/8"		<b>3B24W07</b>	783.	816.	855.
	15"	24"	26 7/8"	Y	<b>3B24X07</b>	811.	845.	887.
	15"	30"	26 7/8"		<b>3B30W07</b>	809.	845.	887.
	15"	30"	26 7/8"	Y	<b>3B30X07</b>	851.	887.	931.

Order Code	Specification Information	Application Notes
Example: <b>3B18W07-612</b>	<i>To order, specify:</i>	18" floorstanding pedestals to be used beneath 18" deep worksurfaces, credenzas, and return tops.
<b>3</b> Standard height	1. Pattern number	Pedestals are attached to either end of any worksurface over 30"W. Case construction allows use of pedestals as worksurface support.
<b>B</b> Floorstanding pedestal	2. Pedestal configurations	
<b>18</b> 18" deep	3. Paint finish options	
<b>W</b> Individual locking drawers	<i>Pedestal configuration options:</i> 05 =6/6/12 07 =12/12	Standard depth file drawers accommodate letter-width filing front-to-back and legal width side-to-side. File drawers include file hanging bars.
<b>7</b> File/file	See page 17 for paint finishes.	Additional pedestal accessories must be ordered separately. See page 111.
<b>612</b> Medium metallic grey	All locks on individually locking components must be specified as key-alike using the KnollKey lock program as listed on page 192.	Actual dimensions are: Standard = 14 7/8"W x 17 1/4"D x 26 7/8"H(±1/16") Equity = 14 7/8"W x 17 1/4"D x 27 3/4"H(±1/16")
	Add an "F" to the end of the pattern number to receive full extension slides on all box drawers. Upcharge is \$25 list per pedestal.	Calibre pedestals are not compatible with Morrison desk supports. <i>Options:</i> Pedestal accessories, see page 111.

*Mobile pedestal with individual locks - 18" and 24" deep without handle*

description	w	d	h	Security separator	pattern no.	P1	P2	P3
Mobile pedestal 01 = box/file 	15"	18"	20 <sup>5</sup> / <sub>8</sub> "		<b>3C18W01</b>	\$923.	\$966.	\$1,013.
	15"	18"	20 <sup>5</sup> / <sub>8</sub> "	Y	<b>3C18X01</b>	950.	994.	1,042.
	15"	24"	20 <sup>5</sup> / <sub>8</sub> "		<b>3C24W01</b>	1,017.	1,065.	1,119.
	15"	24"	20 <sup>5</sup> / <sub>8</sub> "	Y	<b>3C24X01</b>	1,046.	1,096.	1,149.
Mobile pedestal 05 = box/box/file 	15"	18"	26 <sup>5</sup> / <sub>8</sub> "		<b>3C18W05</b>	1,038.	1,084.	1,139.
	15"	18"	26 <sup>5</sup> / <sub>8</sub> "	Y	<b>3C18X05</b>	1,081.	1,126.	1,181.
	15"	24"	26 <sup>5</sup> / <sub>8</sub> "		<b>3C24W05</b>	1,135.	1,185.	1,244.
	15"	24"	26 <sup>5</sup> / <sub>8</sub> "	Y	<b>3C24X05</b>	1,178.	1,231.	1,290.
Mobile pedestal 07 = file/file 	15"	18"	26 <sup>5</sup> / <sub>8</sub> "		<b>3C18W07</b>	945.	990.	1,038.
	15"	18"	26 <sup>5</sup> / <sub>8</sub> "	Y	<b>3C18X07</b>	975.	1,017.	1,068.
	15"	24"	26 <sup>5</sup> / <sub>8</sub> "		<b>3C24W07</b>	1,040.	1,089.	1,143.
	15"	24"	26 <sup>5</sup> / <sub>8</sub> "	Y	<b>3C24X07</b>	1,068.	1,118.	1,174.

Calibre Front Pedestals with Individual Locking Drawers

**Order Code**

Example: <b>3C24W05-613</b>
<b>3</b> Standard height
<b>C</b> Mobile pedestal
<b>24</b> 23 1/2" deep
<b>W</b> Individual locks
<b>05</b> Box/box/file
<b>613</b> Silver paint finish

**Specification Information**

*To order, specify:*

1. Pattern number
2. Pedestal configurations
3. Paint finish options

*P edestal configuration options:*  
 01 =6/12  
 05 =6/6/12  
 07 =12/12

See page 17 for paint finishes.

All locks on individually locking components must be specified as key-alike using KnollKey lock program as listed on page 192.

Add an "F" to the end of the pattern number to receive full extension slides on all box drawers. Upcharge is \$25 list per pedestal.

**Application Notes**

Mobile pedestals to be used beneath 24", 30", and 36" deep worksurfaces, credenzas, and return tops.

Mobile pedestals include locking casters.

26<sup>5</sup>/<sub>8</sub>" mobile pedestals will not fit under machine height worksurfaces.

File drawers include file hanging bars.

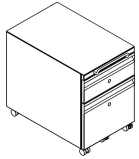
Additional pedestal accessories must be ordered separately.

Pedestals are available in painted steel and are offered with standard Calibre fronts only.

Actual dimensions are:  
 14<sup>7</sup>/<sub>8</sub>"W x 29<sup>1</sup>/<sub>4</sub>"D(±1/16")

*Mobile pedestal with individual locks - 18" and 24" deep with handle*

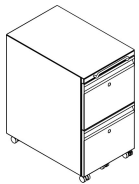
description	w	d	h	separator	pattern no.	P1	P2	P3
Mobile pedestal 01 = box / file	15"	18"	20 <sup>5</sup> / <sub>8</sub> "		<b>3C18WP01</b>	\$994.	\$1,036.	\$1,088.
	15"	18"	20 <sup>5</sup> / <sub>8</sub> "	Y	<b>3C18XP01</b>	1,021.	1,064.	1,118.
	15"	24"	20 <sup>5</sup> / <sub>8</sub> "		<b>3C24WP01</b>	1,088.	1,135.	1,193.
	15"	24"	20 <sup>5</sup> / <sub>8</sub> "	Y	<b>3C24XP01</b>	1,117.	1,165.	1,224.



Mobile pedestal 05 = box / box / file	15"	18"	26 <sup>5</sup> / <sub>8</sub> "		<b>3C18WP05</b>	1,111.	1,155.	1,213.
	15"	18"	26 <sup>5</sup> / <sub>8</sub> "	Y	<b>3C18XP05</b>	1,111.	1,155.	1,213.
	15"	24"	26 <sup>5</sup> / <sub>8</sub> "		<b>3C24WP05</b>	1,208.	1,258.	1,321.
	15"	24"	26 <sup>5</sup> / <sub>8</sub> "	Y	<b>3C24XP05</b>	1,248.	1,298.	1,364.



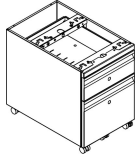
Mobile pedestal 07 = file / file	15"	18"	26 <sup>5</sup> / <sub>8</sub> "		<b>3C18WP07</b>	1,016.	1,061.	1,114.
	15"	18"	26 <sup>5</sup> / <sub>8</sub> "	Y	<b>3C18XP07</b>	1,044.	1,088.	1,142.
	15"	24"	26 <sup>5</sup> / <sub>8</sub> "		<b>3C24WP07</b>	1,112.	1,160.	1,217.
	15"	24"	26 <sup>5</sup> / <sub>8</sub> "	Y	<b>3C24XP07</b>	1,139.	1,186.	1,246.



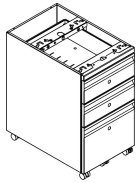
Order Code	Specification Information	Application Notes
Example: <b>3C18WP01-612</b>	To order specify:	Mobile pedestals to be used beneath 24", 30" or 36" deep worksurfaces, credenzas, and return tops.
<b>3</b> Standard height	1. Pattern number	Actual dimensions are: 14 <sup>7</sup> / <sub>8</sub> " W x 17 <sup>1</sup> / <sub>4</sub> "D
<b>C</b> Mobile pedestal	2. Pedestal lock options	14 <sup>7</sup> / <sub>8</sub> " W x 23 <sup>1</sup> / <sub>4</sub> "D
<b>18</b> 17 1/2" deep	3. Pedestal configurations	Pedestal accessories, see page 111.
<b>W</b> Without separator	4. Paint finish options	
<b>P</b> with handle	Pedestal lock options: C Knoll lock	Mobile pedestals include locking casters.
<b>01</b> box/file		Mobile pedestals will not fit under machine height worksurfaces.
<b>612</b> Medium metallic grey	Pedestal configuration options: 01 = 6/12 05 = 6/6/12 07 = 12/12	File drawers include file hanging bars.
	See page 17 for paint finishes.	Pedestals are available in painted steel and are offered with standard Calibre fronts only.
	All locks on individually locking components must be specified as key-alike using KnollKey lock program as listed on page 192.	
	Add an "F" to the end of the pattern number to receive full extension slides on all box drawers. Upcharge is \$25 list per pedestal.	
	X units include security separator(s)	

*Mobile pedestal with individual locks - 18" and 24" deep without top (pedestal cushion ordered separately)*

description	w	d	h	separator	pattern no.	P1	P2	P3
Mobile pedestal 01 = box / file	15"	18"	20 <sup>5</sup> / <sub>8</sub> "		<b>3O18W01</b>	\$875.	\$915.	\$959.
	15"	18"	20 <sup>5</sup> / <sub>8</sub> "	Y	<b>3O18X01</b>	902.	943.	992.
	15"	24"	20 <sup>5</sup> / <sub>8</sub> "		<b>3O24W01</b>	969.	1,016.	1,066.
	15"	24"	20 <sup>5</sup> / <sub>8</sub> "	Y	<b>3O24X01</b>	997.	1,044.	1,098.



Mobile pedestal 05 = box / box / file	15"	18"	26 <sup>5</sup> / <sub>8</sub> "		<b>3O18W05</b>	990.	1,034.	1,087.
	15"	18"	26 <sup>5</sup> / <sub>8</sub> "	Y	<b>3O18X05</b>	1,032.	1,077.	1,131.
	15"	24"	26 <sup>5</sup> / <sub>8</sub> "		<b>3O24W05</b>	1,087.	1,138.	1,195.
	15"	24"	26 <sup>5</sup> / <sub>8</sub> "	Y	<b>3O24X05</b>	1,130.	1,179.	1,239.



Mobile pedestal 07 = file / file	15"	18"	26 <sup>5</sup> / <sub>8</sub> "		<b>3O18W07</b>	896.	940.	988.
	15"	18"	26 <sup>5</sup> / <sub>8</sub> "	Y	<b>3O18X07</b>	926.	969.	1,016.
	15"	24"	26 <sup>5</sup> / <sub>8</sub> "		<b>3O24W07</b>	992.	1,040.	1,091.
	15"	24"	26 <sup>5</sup> / <sub>8</sub> "	Y	<b>3O24X07</b>	1,018.	1,068.	1,121.



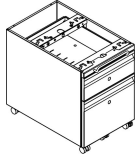
Order Code	Specification Information	Application Notes
Example: <b>3O18W01-612</b>	To order specify:	Mobile pedestals to be used beneath 24", 30" or 36" deep worksurfaces, credenzas, and return tops.
<b>3</b> Standard height	1. Pattern number	Actual dimensions are: 14 <sup>7</sup> / <sub>8</sub> " W x 17 <sup>1</sup> / <sub>4</sub> "D
<b>O</b> Mobile pedestal without top	2. Pedestal lock options	14 <sup>7</sup> / <sub>8</sub> " W x 23 <sup>1</sup> / <sub>4</sub> "D
<b>18</b> 17 <sup>1</sup> / <sub>2</sub> " deep	3. Pedestal configurations	Pedestal accessories, see page 111.
<b>W</b> Without separator	4. Paint finish options	Mobile pedestals include locking casters.
<b>01</b> box/file	Pedestal lock options: C Knoll lock	Mobile pedestals will not fit under machine height worksurfaces.
<b>612</b> Medium metallic grey	Pedestal configuration options: 01 = 6/12 05 = 6/6/12 07 = 12/12	File drawers include file hanging bars.
	See page 17 for paint finishes.	Pedestals are available in painted steel and are offered with standard Calibre fronts only.
	All locks on individually locking components must be specified as key-alike using KnollKey lock program as listed on page 192.	
	Add an "F" to the end of the pattern number to receive full extension slides on all box drawers. Upcharge is \$25 list per pedestal.	
	X units include security separator(s)	

# Calibre Pedestals

Calibre

*Mobile pedestal with individual locks - 18" and 24" deep  
without top and with handle  
(pedestal cushion ordered separately)*

description	w	d	h	separator	pattern no.	P1	P2	P3
Mobile pedestal 01 = box / file	15"	18"	20 5/8"		<b>3O18WP01</b>	\$943.	\$961.	\$1,036.
	15"	18"	20 5/8"	Y	<b>3O18XP01</b>	974.	1,014.	1,065.
	15"	24"	20 5/8"		<b>3O24WP01</b>	1,038.	1,087.	1,141.
	15"	24"	20 5/8"	Y	<b>3O24XP01</b>	1,066.	1,115.	1,172.



Mobile pedestal 05 = box / box / file	15"	18"	26 5/8"		<b>3O18WP05</b>	1,061.	1,104.	1,159.
	15"	18"	26 5/8"	Y	<b>3O18XP05</b>	1,102.	1,147.	1,206.
	15"	24"	26 5/8"		<b>3O24WP05</b>	1,157.	1,210.	1,269.
	15"	24"	26 5/8"	Y	<b>3O24XP05</b>	1,201.	1,249.	1,314.



Mobile pedestal 07 = file / file	15"	18"	26 5/8"		<b>3O18WP07</b>	968.	1,010.	1,061.
	15"	18"	26 5/8"	Y	<b>3O18XP07</b>	995.	1,038.	1,090.
	15"	24"	26 5/8"		<b>3O24WP07</b>	1,062.	1,112.	1,169.
	15"	24"	26 5/8"	Y	<b>3O24XP07</b>	1,089.	1,139.	1,196.




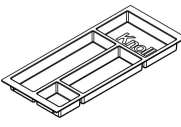


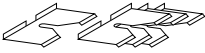

Order Code	Specification Information	Application Notes
<p>Example: <b>3O18WP01-612</b></p> <p><b>3</b> Standard height</p> <p><b>O</b> Mobile pedestal without top</p> <p><b>18</b> 17 1/2" deep</p> <p><b>W</b> Without separator</p> <p><b>P</b> with handle</p> <p><b>01</b> box/file</p> <p><b>612</b> Medium metallic grey</p>	<p>To order specify:</p> <ol style="list-style-type: none"> <li>1. Pattern number</li> <li>2. Pedestal lock options</li> <li>3. Pedestal configurations</li> <li>4. Paint finish options</li> </ol> <p>Pedestal lock options: C Knoll lock</p> <p>Pedestal configuration options: 01 = 6/12 05 = 6/6/12 07 = 12/12</p> <p>See page 17 for paint finishes.</p> <p>All locks on individually locking components must be specified as key-alike using KnollKey lock program as listed on page 192.</p> <p>Add an "F" to the end of the pattern number to receive full extension slides on all box drawers. Upcharge is \$25 list per pedestal.</p> <p>X units include security separator(s)</p>	<p>Mobile pedestals to be used beneath 24", 30" or 36" deep worksurfaces, credenzas, and return tops.</p> <p>Mobile pedestals include locking casters.</p> <p>Mobile pedestals will not fit under machine height worksurfaces.</p> <p>File drawers include file hanging bars.</p> <p>Pedestals are available in painted steel and are offered with standard Calibre fronts only.</p>

Actual dimensions are:  
14 7/8"W x 23 1/4"D  
Pedestal accessories, see page 111.

# Calibre Pedestal Accessories

## Drawer Inserts

Calibre

description	type	pattern no.	list price
File hanging bars 		<b>CD1-FS</b>	\$32.
Pencil tray 	black	<b>CD2PTN</b>	41.
	clear	<b>CD2PTC</b>	48.
Drawer divider, box 		<b>CD1-BD</b>	32.
Drawer divider, file 		<b>CD1-FD</b>	32.
Stationery inserts, four trays, for box drawer 		<b>CD1-ST</b>	154.
Base fascia 	Standard height	<b>CPKP</b>	28.
Pedestal Lock Kit		<b>CD1LKKT</b>	50.

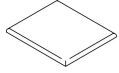
Calibre Front Pedestals with Individual Locking Drawers

Order Code	Specification Information	Application Notes
Example: <b>CPKP-613</b>	<i>To order, specify:</i>	
<b>C</b> Calibre	1. Pattern number	File hanging bars come in a set of two.
<b>P</b> Pedestal	2. Paint finish for base fascia	Pencil tray works in both personal and box drawer sizes.
<b>K</b> Kick		Dimensions listed are actual ( $\pm 1/16''$ ).
<b>P</b> Plate		Stationery inserts (four trays, for box drawer).
<b>613</b> Silver paint finish		All accessories are finished in black.
		The base fascia should be specified when pedestals are to be used near Calibre Files. The fascia extends the base forward to match the drawer front. Specify paint finish.

Calibre Pedestal Accessories  
*pedestal cushion*  
*fabric*

Calibre

description	w	d	h	pattern no.	COM		C	D	E	F	G	H	I
					A	B							
Cushion	15"	18"	1"	<b>C1PAD18 ( )</b>	\$166.	\$193.	\$217.	\$229.	\$243.	\$268.	\$295.	\$333.	\$345.
	15"	24"	1"	<b>C1PAD24 ( )</b>	206.	229.	268.	281.	306.	333.	371.	410.	423.



Order Code	Specification Information	Application Notes
Example: <b>C1PAD24B-K124-9</b>		
<b>C</b> Calibre	There is a \$79 upcharge on CAL133 backing on the cushion.	Pedestal cushions are for use on mobile pedestals without tops.
<b>1</b> Generation 1	Consult page 17 for available fabrics.	
<b>PAD</b> Cushion		
<b>24</b> 24"d	Pedestal cushions are upholstered (from the front to the back of the pedestal) with the fabric direction matching the textile sample.	
<b>B</b> Grade B		
<b>K124/9</b> Dristi Cumin		For Customers Own Material (COM) applications, specify .75 yards of fabric for 17 inch deep mobile pedestal seat cushions, and .90 yards for 23 inch deep seat cushion.

Calibre Pedestal Accessories  
*pedestal cushion*  
*leather*

Calibre

description	w	d	h	pattern no.	COM U	V	W	X	Y
Cushion	15"	18"	1"	<b>C1PAD18 ( )</b>	\$321.	\$381.	\$472.	\$486.	\$511.
	15"	24"	1"	<b>C1PAD24 ( )</b>	410.	486.	599.	627.	664.



Calibre Front Pedestals with Individual Locking Drawers

Order Code	Specification Information	Application Notes
Example: <b>C1PAD24B-K124-9</b>		
<b>C</b> Calibre	There is a \$103 upcharge for perforated leather.	Pedestal cushions are for use on mobile pedestals without tops.
<b>1</b> Generation 1	Consult page 17 for available leathers.	For Customers Own Leather (COL) applications, specify 11.5 sq. feet of leather for 17 inch deep mobile pedestal seat cushions, and 14.5 sq. feet for 23 inch deep seat cushion.
<b>PAD</b> Cushion		
<b>24</b> 24" d		
<b>B</b> Grade B		
<b>K124/9</b> Dristi Cumin		



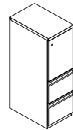
description	type	w	d	height	lock	pattern no.	P1	P2	P3
42" High Side Access Bookcase tower with two file drawers (right hand shown)	left hand	14 <sup>7</sup> / <sub>8</sub> "	23 <sup>1</sup> / <sub>2</sub> "	41 <sup>5</sup> / <sub>16</sub> "	Y	<b>CT3SBLH4215FFL</b>	\$1,115.	\$1,230.	\$1,289.
	right hand	14 <sup>7</sup> / <sub>8</sub> "	23 <sup>1</sup> / <sub>2</sub> "	41 <sup>5</sup> / <sub>16</sub> "	Y	<b>CT3SBRH4215FFL</b>	1,115.	1,230.	1,289.



42" High Side Access Bookcase tower with two box and one file drawer (right hand shown)	left hand	14 <sup>7</sup> / <sub>8</sub> "	23 <sup>1</sup> / <sub>2</sub> "	41 <sup>5</sup> / <sub>16</sub> "	Y	<b>CT3SBLH4215BBFL</b>	1,188.	1,310.	1,373.
	right hand	14 <sup>7</sup> / <sub>8</sub> "	23 <sup>1</sup> / <sub>2</sub> "	41 <sup>5</sup> / <sub>16</sub> "	Y	<b>CT3SBRH4215BBFL</b>	1,188.	1,310.	1,373.



50" High Single Door tower with two file drawers (right hand shown)	left hand	14 <sup>7</sup> / <sub>8</sub> "	23 <sup>1</sup> / <sub>2</sub> "	48 <sup>5</sup> / <sub>16</sub> "	Y	<b>CT3SLH5015FFL</b>	1,234.	1,356.	1,424.
	right hand	14 <sup>7</sup> / <sub>8</sub> "	23 <sup>1</sup> / <sub>2</sub> "	48 <sup>5</sup> / <sub>16</sub> "	Y	<b>CT3SRH5015FFL</b>	1,234.	1,356.	1,424.

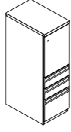


Order Code	Specification Information	Application Notes	Critical Dimensions
Example: <b>CT3SBLH5715BBFL-111</b>	For non-locking towers, deduct as follows from the list price for each unit: Deduct \$30 for (1) lock unit, \$60 for a (2) lock unit, and \$75 for a (3) lock unit. Substitute the "L" suffix with an "N" within the pattern number to designate a non-locking unit, example (CT3SLH5015BBFN)	Hanging rails and other accessories are not included and must be ordered separately. Hanging rails are included with 24" and 30" wide lateral drawers only. (See <i>Tower Accessories for pricing and order entry information</i> )	Dimensions under <b>w</b> , <b>d</b> and <b>h</b> are actual to the nearest <sup>1</sup> / <sub>16</sub> "
<b>CT3</b> Calibre Storage Tower	"M" drawer consisting of a box drawer body with a file drawer head are available by substituting any two "B" or any one "F" character within the pattern number, example (CT3SLH6415BBFFL1) <b>Note:</b> 6" drawers behind doors are not available within the wardrobe portion of towers. Drawers behind doors have painted black fronts.	Half depth adjustable shelves and coat hooks may be ordered separately allowing the cupboard area of 15", 24" and 30" wide towers to support binders as well as shorter coats. (See <i>Tower Accessories for pricing and order entry information</i> )	42", 50", 57" and 64" Tower Internal Dimensions
<b>SB</b> Side Access Bookcase		15"w Side Access and Display towers include (1) lock.	<ul style="list-style-type: none"> <li>Box and M drawer height: 4<sup>5</sup>/<sub>16</sub>"</li> <li>Box and M drawer width: 12<sup>1</sup>/<sub>16</sub>"</li> <li>Box and M drawer depth: 18<sup>3</sup>/<sub>8</sub>"</li> <li>File drawer height: 9<sup>1</sup>/<sub>4</sub>"</li> <li>File drawer width: 12<sup>3</sup>/<sub>16</sub>"</li> <li>File drawer depth: 18<sup>3</sup>/<sub>8</sub>"</li> </ul>
<b>LH</b> Left Hand Access		Single door towers, double door towers, 24"w and 30"w Side Access and Display towers include (2) locks. (Except full-height doors which include (1) lock)	<b>Note:</b> All towers are configured from the top down with standard combinations of box and file drawers.
<b>57</b> 57" High		Front Access (only) towers with wardrobe include (3) locks. (Except full-height doors with wardrobe which include (2) locks)	
<b>15</b> 15" Wide			
<b>B</b> Box Drawer			
<b>B</b> Box Drawer			
<b>F</b> File Drawer			
<b>L</b> Locking			
<b>111</b> Black paint finish			

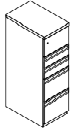
All Towers are standard with (1) full depth adjustable shelf, except the 64" h side access display and bookcase towers which have (2) full depth adjustable shelves.

A 6" drawer, behind a cupboard door is available by adding the numeral 1 to the end of the pattern number, example (CT3SLH6415BBFFL1) **Note:** 6" drawers behind doors are not available within the wardrobe portion of towers. Drawers behind doors have painted black fronts.

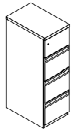
description	type	w	d	height	lock	pattern no.	P1	P2	P3
50" High Single Door tower with two box and one file drawer (right hand shown)	left hand	14 <sup>7</sup> / <sub>8</sub> "	23 <sup>1</sup> / <sub>2</sub> "	48 <sup>5</sup> / <sub>16</sub> "	Y	<b>CT3SLH5015BBFL</b>	\$1,383.	\$1,521.	\$1,598.
	right hand	14 <sup>7</sup> / <sub>8</sub> "	23 <sup>1</sup> / <sub>2</sub> "	48 <sup>5</sup> / <sub>16</sub> "	Y	<b>CT3SRH5015BBFL</b>	1,383.	1,521.	1,598.



50" High Single Door tower with two box and two file drawers (right hand shown)	left hand	14 <sup>7</sup> / <sub>8</sub> "	23 <sup>1</sup> / <sub>2</sub> "	48 <sup>5</sup> / <sub>16</sub> "	Y	<b>CT3SLH5015BBFFL</b>	1,526.	1,680.	1,762.
	right hand	14 <sup>7</sup> / <sub>8</sub> "	23 <sup>1</sup> / <sub>2</sub> "	48 <sup>5</sup> / <sub>16</sub> "	Y	<b>CT3SRH5015BBFFL</b>	1,526.	1,680.	1,762.



50" High Single Door tower with three file drawers (right hand shown)	left hand	14 <sup>7</sup> / <sub>8</sub> "	23 <sup>1</sup> / <sub>2</sub> "	48 <sup>5</sup> / <sub>16</sub> "	Y	<b>CT3SLH5015FFFL</b>	1,354.	1,490.	1,565.
	right hand	14 <sup>7</sup> / <sub>8</sub> "	23 <sup>1</sup> / <sub>2</sub> "	48 <sup>5</sup> / <sub>16</sub> "	Y	<b>CT3SRH5015FFFL</b>	1,354.	1,490.	1,565.



Order Code	Specification Information	Application Notes	Critical Dimensions
Example: <b>CT3SBLH5715BBFL-111</b>	For non-locking towers, deduct as follows from the list price for each unit: Deduct \$30 for (1) lock unit, \$60 for a (2) lock unit, and \$75 for a (3) lock unit. Substitute the "L" suffix with an "N" within the pattern number to designate a non-locking unit, example (CT3SLH5015BBFN)	Hanging rails and other accessories are not included and must be ordered separately. Hanging rails are included with 24" and 30" wide lateral drawers only. (See <i>Tower Accessories for pricing and order entry information</i> )	Dimensions under <b>w</b> , <b>d</b> and <b>h</b> are actual to the nearest 1/16"
<b>CT3</b> Calibre Storage Tower	"M" drawer consisting of a box drawer body with a file drawer head are available by substituting any two "B" or any one "F" character within the pattern number, example (CT3SLH5015MFN). Multiple "M" drawers may be specified providing they equal the total modules available.	Half depth adjustable shelves and coat hooks may be ordered separately allowing the cupboard area of 15", 24" and 30" wide towers to support binders as well as shorter coats. (See <i>Tower Accessories for pricing and order entry information</i> )	42", 50", 57" and 64" Tower Internal Dimensions
<b>SB</b> Side Access Bookcase			<ul style="list-style-type: none"> <li>Box and M drawer height: 4<sup>5</sup>/<sub>16</sub>"</li> <li>Box and M drawer width: 12<sup>1</sup>/<sub>16</sub>"</li> <li>Box and M drawer depth: 18<sup>3</sup>/<sub>8</sub>"</li> <li>File drawer height: 9<sup>1</sup>/<sub>4</sub>"</li> <li>File drawer width: 12<sup>1</sup>/<sub>16</sub>"</li> <li>File drawer depth: 18<sup>3</sup>/<sub>8</sub>"</li> </ul>
<b>LH</b> Left Hand Access			<b>Note:</b> All towers are configured from the top down with standard combinations of box and file drawers.
<b>57</b> 57" High			<b>Note: Drawer behind door list pricing is as follows: 1=\$255</b>
<b>15</b> 15" Wide		15"w Side Access and Display towers include (1) lock.	
<b>B</b> Box Drawer		Single door towers, double door towers, 24"w and 30"w Side Access and Display towers include (2) locks. (Except full-height doors which include (1) lock)	
<b>B</b> Box Drawer		Front Access (only) towers with wardrobe include (3) locks. (Except full-height doors with wardrobe which include (2) locks)	
<b>F</b> File Drawer			
<b>L</b> Locking			
<b>111</b> Black paint finish			

All Towers are standard with (1) full depth adjustable shelf, except the 64" h side access display and bookcase towers which have (2) full depth adjustable shelves.

A 6" drawer, behind a cupboard door is available by adding the numeral 1 to the end of the pattern number, example (CT3SLH6415BBFFL1) **Note:** 6" drawers behind doors are not available within the wardrobe portion of towers. Drawers behind doors have painted black fronts.

description	type	w	d	height	lock	pattern no.	P1	P2	P3
50" High Side Access Bookcase tower with two box and one file drawer (right hand shown)	left hand	14 <sup>7</sup> / <sub>8</sub> "	23 <sup>1</sup> / <sub>2</sub> "	48 <sup>5</sup> / <sub>16</sub> "	Y	<b>CT3SBLH5015BBFL</b>	\$1,198.	\$1,317.	\$1,383.
	right hand	14 <sup>7</sup> / <sub>8</sub> "	23 <sup>1</sup> / <sub>2</sub> "	48 <sup>5</sup> / <sub>16</sub> "	Y	<b>CT3SBRH5015BBFL</b>	1,198.	1,317.	1,383.



50" High Side Access Bookcase tower with two file drawers (right hand shown)	left hand	14 <sup>7</sup> / <sub>8</sub> "	23 <sup>1</sup> / <sub>2</sub> "	48 <sup>5</sup> / <sub>16</sub> "	Y	<b>CT3SBLH5015FFL</b>	1,167.	1,285.	1,350.
	right hand	14 <sup>7</sup> / <sub>8</sub> "	23 <sup>1</sup> / <sub>2</sub> "	48 <sup>5</sup> / <sub>16</sub> "	Y	<b>CT3SBRH5015FFL</b>	1,167.	1,285.	1,350.

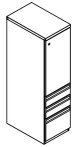


57" High Single Door tower with two file drawers (right hand shown)	left hand	14 <sup>7</sup> / <sub>8</sub> "	23 <sup>1</sup> / <sub>2</sub> "	56 <sup>3</sup> / <sub>16</sub> "	Y	<b>CT3SLH5715FFL</b>	1,290.	1,421.	1,491.
	right hand	14 <sup>7</sup> / <sub>8</sub> "	23 <sup>1</sup> / <sub>2</sub> "	56 <sup>3</sup> / <sub>16</sub> "	Y	<b>CT3SRH5715FFL</b>	1,290.	1,421.	1,491.

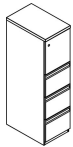


Order Code	Specification Information	Application Notes	Critical Dimensions
Example: <b>CT3SBLH5715BBFL-111</b>	For non-locking towers, deduct as follows from the list price for each unit: Deduct \$30 for (1) lock unit, \$60 for a (2) lock unit, and \$75 for a (3) lock unit. Substitute the "L" suffix with an "N" within the pattern number to designate a non-locking unit, example (CT3SLH5015BBFN)	Hanging rails and other accessories are not included and must be ordered separately. Hanging rails are included with 24" and 30" wide lateral drawers only. (See <i>Tower Accessories for pricing and order entry information</i> )	Dimensions under <b>w</b> , <b>d</b> and <b>h</b> are actual to the nearest <sup>1</sup> / <sub>16</sub> "
<b>CT3</b> Calibre Storage Tower	<p>"M" drawer consisting of a box drawer body with a file drawer head are available by substituting any two "B" or any one "F" character within the pattern number, example (CT3SLH5015MFN). Multiple "M" drawers may be specified providing they equal the total modules available.</p> <p>A 6" drawer, behind a cupboard door is available by adding the numeral 1 to the end of the pattern number, example (CT3SLH6415BBFFL1) <b>Note:</b> 6" drawers behind doors are not available within the wardrobe portion of towers. Drawers behind doors have painted black fronts.</p>	Half depth adjustable shelves and coat hooks may be ordered separately allowing the cupboard area of 15", 24" and 30" wide towers to support binders as well as shorter coats. (See <i>Tower Accessories for pricing and order entry information</i> )	42", 50", 57" and 64" Tower Internal Dimensions
<b>SB</b> Side Access Bookcase		<p>15" w Side Access and Display towers include (1) lock.</p> <p>Single door towers, double door towers, 24" w and 30" w Side Access and Display towers include (2) locks. (Except full-height doors which include (1) lock)</p> <p>Front Access (only) towers with wardrobe include (3) locks. (Except full-height doors with wardrobe which include (2) locks)</p>	<ul style="list-style-type: none"> <li>Box and M drawer height: 4<sup>5</sup>/<sub>16</sub>"</li> <li>Box and M drawer width: 12<sup>1</sup>/<sub>16</sub>"</li> <li>Box and M drawer depth: 18<sup>3</sup>/<sub>8</sub>"</li> <li>File drawer height: 9<sup>1</sup>/<sub>4</sub>"</li> <li>File drawer width: 12<sup>1</sup>/<sub>16</sub>"</li> <li>File drawer depth: 18<sup>3</sup>/<sub>8</sub>"</li> </ul>
<b>LH</b> Left Hand Access			<b>Note:</b> All towers are configured from the top down with standard combinations of box and file drawers.
<b>57</b> 57" High			<b>Note: Drawer behind door list pricing is as follows: 1=\$255</b>
<b>15</b> 15" Wide			
<b>B</b> Box Drawer			
<b>B</b> Box Drawer			
<b>F</b> File Drawer			
<b>L</b> Locking			
<b>111</b> Black paint finish			
All Towers are standard with (1) full depth adjustable shelf, except the 64" h side access display and bookcase towers which have (2) full depth adjustable shelves.			

description	type	w	d	height	lock	pattern no.	P1	P2	P3
57" High Single Door tower with two box and one file drawer (right hand shown)	left hand	14 <sup>7</sup> / <sub>8</sub> "	23 <sup>1</sup> / <sub>2</sub> "	56 <sup>3</sup> / <sub>16</sub> "	Y	CT3SLH5715BBFL	\$1,442.	\$1,585.	\$1,665.
	right hand	14 <sup>7</sup> / <sub>8</sub> "	23 <sup>1</sup> / <sub>2</sub> "	56 <sup>3</sup> / <sub>16</sub> "	Y	CT3SRH5715BBFL	1,442.	1,585.	1,665.



57" High Single Door tower with three file drawers (right hand shown)	left hand	14 <sup>7</sup> / <sub>8</sub> "	23 <sup>1</sup> / <sub>2</sub> "	56 <sup>3</sup> / <sub>16</sub> "	Y	CT3SLH5715FFFL	1,432.	1,575.	1,655.
	right hand	14 <sup>7</sup> / <sub>8</sub> "	23 <sup>1</sup> / <sub>2</sub> "	56 <sup>3</sup> / <sub>16</sub> "	Y	CT3SRH5715FFFL	1,432.	1,575.	1,655.



57" High Side Access Bookcase tower with two file drawers (right hand shown)	left hand	14 <sup>7</sup> / <sub>8</sub> "	23 <sup>1</sup> / <sub>2</sub> "	56 <sup>3</sup> / <sub>16</sub> "	Y	CT3SBLH5715FFFL	1,189.	1,310.	1,375.
	right hand	14 <sup>7</sup> / <sub>8</sub> "	23 <sup>1</sup> / <sub>2</sub> "	56 <sup>3</sup> / <sub>16</sub> "	Y	CT3SBRH5715FFFL	1,189.	1,310.	1,375.



Order Code	Specification Information
Example: <b>CT3SBLH5715BBFL-111</b>	
<b>CT3</b>	Calibre Storage Tower
<b>SB</b>	Side Access Bookcase
<b>LH</b>	Left Hand Access
<b>57</b>	57" High
<b>15</b>	15" Wide
<b>B</b>	Box Drawer
<b>B</b>	Box Drawer
<b>F</b>	File Drawer
<b>L</b>	Locking
<b>111</b>	Black paint finish

All Towers are standard with (1) full depth adjustable shelf, except the 64" h side access display and bookcase towers which have (2) full depth adjustable shelves.

For non-locking towers, deduct as follows from the list price for each unit: Deduct \$30 for (1) lock unit, \$60 for a (2) lock unit, and \$75 for a (3) lock unit. Substitute the "L" suffix with an "N" within the pattern number to designate a non-locking unit, example (CT3SLH5015BBFN)

"M" drawer consisting of a box drawer body with a file drawer head are available by substituting any two "B" or any one "F" character within the pattern number, example (CT3SLH5015MFN). Multiple "M" drawers may be specified providing they equal the total modules available.

A 6" drawer, behind a cupboard door is available by adding the numeral 1 to the end of the pattern number, example (CT3SLH6415BBFFL1) **Note:** 6" drawers behind doors are not available within the wardrobe portion of towers. Drawers behind doors have painted black fronts.

**Application Notes**

Hanging rails and other accessories are not included and must be ordered separately. Hanging rails are included with 24" and 30" wide lateral drawers only. (See *Tower Accessories for pricing and order entry information*)

Half depth adjustable shelves and coat hooks may be ordered separately allowing the cupboard area of 15", 24" and 30" wide towers to support binders as well as shorter coats. (See *Tower Accessories for pricing and order entry information*)

15" w Side Access and Display towers include (1) lock.

Single door towers, double door towers, 24" w and 30" w Side Access and Display towers include (2) locks. (Except full-height doors which include (1) lock)

Front Access (only) towers with wardrobe include (3) locks. (Except full-height doors with wardrobe which include (2) locks)

**Critical Dimensions**

Dimensions under **w**, **d** and **h** are actual to the nearest 1/16"

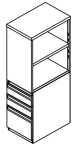
42", 50", 57" and 64" Tower Internal Dimensions

- Box and M drawer height: 4<sup>3</sup>/<sub>16</sub>"
- Box and M drawer width: 12<sup>1</sup>/<sub>16</sub>"
- Box and M drawer depth: 18<sup>3</sup>/<sub>8</sub>"
- File drawer height: 9<sup>1</sup>/<sub>4</sub>"
- File drawer width: 12<sup>3</sup>/<sub>16</sub>"
- File drawer depth: 18<sup>3</sup>/<sub>8</sub>"


**Note:** All towers are configured from the top down with standard combinations of box and file drawers.

**Note: Drawer behind door list pricing is as follows: 1=\$255**


description	type	w	d	height	lock	pattern no.	P1	P2	P3
57" High Side Access Bookcase tower with two box and one file drawer (right hand shown)	left hand	14 <sup>7</sup> / <sub>8</sub> "	23 <sup>1</sup> / <sub>2</sub> "	56 <sup>5</sup> / <sub>16</sub> "	Y	<b>CT3SBLH5715BBFL</b>	\$1,243.	\$1,368.	\$1,439.
	right hand	14 <sup>7</sup> / <sub>8</sub> "	23 <sup>1</sup> / <sub>2</sub> "	56 <sup>5</sup> / <sub>16</sub> "	Y	<b>CT3SRH5715BBFL</b>	1,243.	1,368.	1,439.



64" High Single Door tower with two file drawers (right hand shown)	left hand	14 <sup>7</sup> / <sub>8</sub> "	23 <sup>1</sup> / <sub>2</sub> "	63 <sup>5</sup> / <sub>16</sub> "	Y	<b>CT3SLH6415FFL</b>	1,295.	1,425.	1,498.
	right hand	14 <sup>7</sup> / <sub>8</sub> "	23 <sup>1</sup> / <sub>2</sub> "	63 <sup>5</sup> / <sub>16</sub> "	Y	<b>CT3SRH6415FFL</b>	1,295.	1,425.	1,498.



64" High Single Door tower with two box and one file drawer (right hand shown)	left hand	14 <sup>7</sup> / <sub>8</sub> "	23 <sup>1</sup> / <sub>2</sub> "	63 <sup>5</sup> / <sub>16</sub> "	Y	<b>CT3SLH6415BBFL</b>	1,449.	1,595.	1,674.
	right hand	14 <sup>7</sup> / <sub>8</sub> "	23 <sup>1</sup> / <sub>2</sub> "	63 <sup>5</sup> / <sub>16</sub> "	Y	<b>CT3SRH6415BBFL</b>	1,449.	1,595.	1,674.



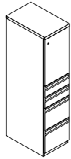
Order Code	Specification Information	Application Notes	Critical Dimensions
Example: <b>CT3SBLH5715BBFL-111</b>	For non-locking towers, deduct as follows from the list price for each unit: Deduct \$30 for (1) lock unit, \$60 for a (2) lock unit, and \$75 for a (3) lock unit. Substitute the "L" suffix with an "N" within the pattern number to designate a non-locking unit, example (CT3SLH5015BBFN)	Hanging rails and other accessories are not included and must be ordered separately. Hanging rails are included with 24" and 30" wide lateral drawers only. (See <i>Tower Accessories for pricing and order entry information</i> )	Dimensions under <b>w</b> , <b>d</b> and <b>h</b> are actual to the nearest <sup>1</sup> / <sub>16</sub> "
<b>CT3</b> Calibre Storage Tower	"M" drawer consisting of a box drawer body with a file drawer head are available by substituting any two "B" or any one "F" character within the pattern number, example (CT3SLH5015MFN). Multiple "M" drawers may be specified providing they equal the total modules available.	Half depth adjustable shelves and coat hooks may be ordered separately allowing the cupboard area of 15", 24" and 30" wide towers to support binders as well as shorter coats. (See <i>Tower Accessories for pricing and order entry information</i> )	42", 50", 57" and 64" Tower Internal Dimensions
<b>SB</b> Side Access Bookcase		15" w Side Access and Display towers include (1) lock.	<ul style="list-style-type: none"> <li>Box and M drawer height: 4<sup>5</sup>/<sub>16</sub>"</li> <li>Box and M drawer width: 12<sup>1</sup>/<sub>16</sub>"</li> <li>Box and M drawer depth: 18<sup>3</sup>/<sub>8</sub>"</li> <li>File drawer height: 9<sup>1</sup>/<sub>4</sub>"</li> <li>File drawer width: 12<sup>1</sup>/<sub>16</sub>"</li> <li>File drawer depth: 18<sup>3</sup>/<sub>8</sub>"</li> </ul>
<b>LH</b> Left Hand Access		Single door towers, double door towers, 24" w and 30" w Side Access and Display towers include (2) locks. (Except full-height doors which include (1) lock)	
<b>57</b> 57" High		Front Access (only) towers with wardrobe include (3) locks. (Except full-height doors with wardrobe which include (2) locks)	
<b>15</b> 15" Wide			
<b>B</b> Box Drawer			
<b>B</b> Box Drawer			
<b>F</b> File Drawer			
<b>L</b> Locking			
<b>111</b> Black paint finish			

All Towers are standard with (1) full depth adjustable shelf, except the 64" h side access display and bookcase towers which have (2) full depth adjustable shelves.

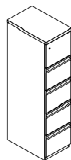
**Note:** All towers are configured from the top down with standard combinations of box and file drawers.

**Note: Drawer behind door list pricing is as follows: 1=\$255**


description	type	w	d	height	lock	pattern no.	P1	P2	P3
64" High Single Door tower with two box and two file drawers (right hand shown)	left hand	14 <sup>7</sup> / <sub>8</sub> "	23 <sup>1</sup> / <sub>2</sub> "	63 <sup>5</sup> / <sub>16</sub> "	Y	<b>CT3SLH6415BBFFL</b>	\$1,575.	\$1,731.	\$1,819.
	right hand	14 <sup>7</sup> / <sub>8</sub> "	23 <sup>1</sup> / <sub>2</sub> "	63 <sup>5</sup> / <sub>16</sub> "	Y	<b>CT3SRH6415BBFFL</b>	1,575.	1,731.	1,819.



64" High Single Door tower with four file drawers (right hand shown)	right hand	14 <sup>7</sup> / <sub>8</sub> "	23 <sup>1</sup> / <sub>2</sub> "	63 <sup>5</sup> / <sub>16</sub> "	Y	<b>CT3SRH6415FFFLL</b>	1,596.	1,753.	1,842.
--	------------	----------------------------------	----------------------------------	-----------------------------------	---	------------------------	--------	--------	--------




64" High Side Access Bookcase tower with two box and one file drawer (right hand shown)	left hand	14 <sup>7</sup> / <sub>8</sub> "	23 <sup>1</sup> / <sub>2</sub> "	63 <sup>5</sup> / <sub>16</sub> "	Y	<b>CT3SBLH6415BBFL</b>	1,292.	1,423.	1,493.
	right hand	14 <sup>7</sup> / <sub>8</sub> "	23 <sup>1</sup> / <sub>2</sub> "	63 <sup>5</sup> / <sub>16</sub> "	Y	<b>CT3SBRH6415BBFL</b>	1,292.	1,423.	1,493.



Order Code	Specification Information	Application Notes	Critical Dimensions
Example: <b>CT3SBLH5715BBFL-111</b>	For non-locking towers, deduct as follows from the list price for each unit: Deduct \$30 for (1) lock unit, \$60 for a (2) lock unit, and \$75 for a (3) lock unit. Substitute the "L" suffix with an "N" within the pattern number to designate a non-locking unit, example (CT3SLH5015BBFN)	Hanging rails and other accessories are not included and must be ordered separately. Hanging rails are included with 24" and 30" wide lateral drawers only. (See <i>Tower Accessories for pricing and order entry information</i> )	Dimensions under <b>w</b> , <b>d</b> and <b>h</b> are actual to the nearest 1/16"
<b>CT3</b> Calibre Storage Tower	"M" drawer consisting of a box drawer body with a file drawer head are available by substituting any two "B" or any one "F" character within the pattern number, example (CT3SLH5015MFN). Multiple "M" drawers may be specified providing they equal the total modules available.	Half depth adjustable shelves and coat hooks may be ordered separately allowing the cupboard area of 15", 24" and 30" wide towers to support binders as well as shorter coats. (See <i>Tower Accessories for pricing and order entry information</i> )	42", 50", 57" and 64" Tower Internal Dimensions
<b>SB</b> Side Access Bookcase	A 6" drawer, behind a cupboard door is available by adding the numeral 1 to the end of the pattern number, example (CT3SLH6415BBFFL1) <b>Note:</b> 6" drawers behind doors are not available within the wardrobe portion of towers. Drawers behind doors have painted black fronts.	15" w Side Access and Display towers include (1) lock.	<ul style="list-style-type: none"> <li>Box and M drawer height: 4<sup>5</sup>/<sub>16</sub>"</li> <li>Box and M drawer width: 12<sup>1</sup>/<sub>16</sub>"</li> <li>Box and M drawer depth: 18<sup>3</sup>/<sub>8</sub>"</li> <li>File drawer height: 9<sup>1</sup>/<sub>4</sub>"</li> <li>File drawer width: 12<sup>1</sup>/<sub>16</sub>"</li> <li>File drawer depth: 18<sup>3</sup>/<sub>8</sub>"</li> </ul>
<b>LH</b> Left Hand Access		Single door towers, double door towers, 24" w and 30" w Side Access and Display towers include (2) locks. (Except full-height doors which include (1) lock)	<b>Note:</b> All towers are configured from the top down with standard combinations of box and file drawers.
<b>57</b> 57" High		Front Access (only) towers with wardrobe include (3) locks. (Except full-height doors with wardrobe which include (2) locks)	<b>Note: Drawer behind door list pricing is as follows: 1=\$255</b>
<b>15</b> 15" Wide			
<b>B</b> Box Drawer			
<b>B</b> Box Drawer			
<b>F</b> File Drawer			
<b>L</b> Locking			
<b>111</b> Black paint finish			

All Towers are standard with (1) full depth adjustable shelf, except the 64" h side access display and bookcase towers which have (2) full depth adjustable shelves.

description	type	w	d	height	lock	pattern no.	P1	P2	P3
64" High Side Access Bookcase tower with two file drawers (right hand shown)	left hand	14 <sup>7</sup> / <sub>8</sub> "	23 <sup>1</sup> / <sub>2</sub> "	63 <sup>3</sup> / <sub>16</sub> "	Y	<b>CT3SBLH6415FFL</b>	\$1,210.	\$1,331.	\$1,396.
	right hand	14 <sup>7</sup> / <sub>8</sub> "	23 <sup>1</sup> / <sub>2</sub> "	63 <sup>3</sup> / <sub>16</sub> "	Y	<b>CT3SBRH6415FFL</b>	1,210.	1,331.	1,396.



64" High Side Access Bookcase tower with two box and one file drawer (right hand shown)	left hand	14 <sup>7</sup> / <sub>8</sub> "	23 <sup>1</sup> / <sub>2</sub> "	63 <sup>3</sup> / <sub>16</sub> "	Y	<b>CT3BDLH6415BBFL</b>	1,310.	1,440.	1,508.
	right hand	14 <sup>7</sup> / <sub>8</sub> "	23 <sup>1</sup> / <sub>2</sub> "	63 <sup>3</sup> / <sub>16</sub> "	Y	<b>CT3BDRH6415BBFL</b>	1,310.	1,440.	1,508.



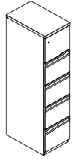
64" High Side Access Bookcase tower with two file drawers (right hand shown)	left hand	14 <sup>7</sup> / <sub>8</sub> "	23 <sup>1</sup> / <sub>2</sub> "	63 <sup>3</sup> / <sub>16</sub> "	Y	<b>CT3BDLH6415FFL</b>	1,227.	1,349.	1,417.
	right hand	14 <sup>7</sup> / <sub>8</sub> "	23 <sup>1</sup> / <sub>2</sub> "	63 <sup>3</sup> / <sub>16</sub> "	Y	<b>CT3BDRH6415FFL</b>	1,227.	1,349.	1,417.



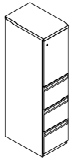
Order Code	Specification Information	Application Notes	Critical Dimensions	
Example: <b>CT3SBLH5715BBFL-111</b>	For non-locking towers, deduct as follows from the list price for each unit: Deduct \$30 for (1) lock unit, \$60 for a (2) lock unit, and \$75 for a (3) lock unit. Substitute the "L" suffix with an "N" within the pattern number to designate a non-locking unit, example (CT3SLH5015BBFN)	Hanging rails and other accessories are not included and must be ordered separately. Hanging rails are included with 24" and 30" wide lateral drawers only. (See <i>Tower Accessories for pricing and order entry information</i> )	Dimensions under <b>w</b> , <b>d</b> and <b>h</b> are actual to the nearest <sup>1</sup> / <sub>16</sub> "	
<b>CT3</b> Calibre Storage Tower	"M" drawer consisting of a box drawer body with a file drawer head are available by substituting any two "B" or any one "F" character within the pattern number, example (CT3SLH5015MFN). Multiple "M" drawers may be specified providing they equal the total modules available.	Half depth adjustable shelves and coat hooks may be ordered separately allowing the cupboard area of 15", 24" and 30" wide towers to support binders as well as shorter coats. (See <i>Tower Accessories for pricing and order entry information</i> )	42", 50", 57" and 64" Tower Internal Dimensions	
<b>SB</b> Side Access Bookcase		15" w Side Access and Display towers include (1) lock.	<ul style="list-style-type: none"> <li>Box and M drawer height: 4<sup>5</sup>/<sub>16</sub>"</li> <li>Box and M drawer width: 12<sup>1</sup>/<sub>16</sub>"</li> <li>Box and M drawer depth: 18<sup>3</sup>/<sub>8</sub>"</li> <li>File drawer height: 9<sup>1</sup>/<sub>4</sub>"</li> <li>File drawer width: 12<sup>1</sup>/<sub>16</sub>"</li> <li>File drawer depth: 18<sup>3</sup>/<sub>8</sub>"</li> </ul>	
<b>LH</b> Left Hand Access			Single door towers, double door towers, 24" w and 30" w Side Access and Display towers include (2) locks. (Except full-height doors which include (1) lock)	<b>Note:</b> All towers are configured from the top down with standard combinations of box and file drawers.  <b>Note: Drawer behind door list pricing is as follows: 1=\$255</b>
<b>57</b> 57" High				
<b>15</b> 15" Wide				
<b>B</b> Box Drawer				
<b>B</b> Box Drawer				
<b>F</b> File Drawer				
<b>L</b> Locking				
<b>111</b> Black paint finish				
All Towers are standard with (1) full depth adjustable shelf, except the 64" h side access display and bookcase towers which have (2) full depth adjustable shelves.	A 6" drawer, behind a cupboard door is available by adding the numeral 1 to the end of the pattern number, example (CT3SLH6415BBFFL1) <b>Note:</b> 6" drawers behind doors are not available within the wardrobe portion of towers. Drawers behind doors have painted black fronts.	Front Access (only) towers with wardrobe include (3) locks. (Except full-height doors with wardrobe which include (2) locks)		



description	type	w	d	height	lock	pattern no.	P1	P2	P3
64" High Single Door tower with four file drawers (right hand shown)	left hand	14 <sup>7</sup> / <sub>8</sub> "	23 <sup>1</sup> / <sub>2</sub> "	63 <sup>3</sup> / <sub>16</sub> "	Y	<b>CT3SLH6415FFFL</b>	\$1,596.	\$1,753.	\$1,842.



64" High Single Door tower with three file drawers (right hand shown)	left hand	14 <sup>7</sup> / <sub>8</sub> "	23 <sup>1</sup> / <sub>2</sub> "	63 <sup>3</sup> / <sub>16</sub> "	Y	<b>CT3SLH6415FFFL</b>	1,456.	1,602.	1,682.
	right hand	14 <sup>7</sup> / <sub>8</sub> "	23 <sup>1</sup> / <sub>2</sub> "	63 <sup>3</sup> / <sub>16</sub> "	Y	<b>CT3SRH6415FFFL</b>	1,456.	1,602.	1,682.



Order Code	Specification Information
Example: <b>CT3SBLH5715BBFL-111</b>	
<b>CT3</b>	Calibre Storage Tower
<b>SB</b>	Side Access Bookcase
<b>LH</b>	Left Hand Access
<b>57</b>	57" High
<b>15</b>	15" Wide
<b>B</b>	Box Drawer
<b>B</b>	Box Drawer
<b>F</b>	File Drawer
<b>L</b>	Locking
<b>111</b>	Black paint finish

All Towers are standard with (1) full depth adjustable shelf, except the 64" h side access display and bookcase towers which have (2) full depth adjustable shelves.

For non-locking towers, deduct as follows from the list price for each unit: Deduct \$30 for (1) lock unit, \$60 for a (2) lock unit, and \$75 for a (3) lock unit. Substitute the "L" suffix with an "N" within the pattern number to designate a non-locking unit, example (CT3SLH5015BBFN)

"M" drawer consisting of a box drawer body with a file drawer head are available by substituting any two "B" or any one "F" character within the pattern number, example (CT3SLH5015MFN). Multiple "M" drawers may be specified providing they equal the total modules available.

A 6" drawer, behind a cupboard door is available by adding the numeral 1 to the end of the pattern number, example (CT3SLH6415BBFFL1) **Note:** 6" drawers behind doors are not available within the wardrobe portion of towers. Drawers behind doors have painted black fronts.

**Application Notes**

Hanging rails and other accessories are not included and must be ordered separately. Hanging rails are included with 24" and 30" wide lateral drawers only. (See *Tower Accessories for pricing and order entry information*)

Half depth adjustable shelves and coat hooks may be ordered separately allowing the cupboard area of 15", 24" and 30" wide towers to support binders as well as shorter coats. (See *Tower Accessories for pricing and order entry information*)

15" w Side Access and Display towers include (1) lock.

Single door towers, double door towers, 24" w and 30" w Side Access and Display towers include (2) locks. (Except full-height doors which include (1) lock)

Front Access (only) towers with wardrobe include (3) locks. (Except full-height doors with wardrobe which include (2) locks)

**Critical Dimensions**

Dimensions under **w**, **d** and **h** are actual to the nearest 1/16"

42", 50", 57" and 64" Tower Internal Dimensions

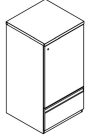
- Box and M drawer height: 4<sup>5</sup>/<sub>16</sub>"
- Box and M drawer width: 12<sup>1</sup>/<sub>16</sub>"
- Box and M drawer depth: 18<sup>3</sup>/<sub>8</sub>"
- File drawer height: 9<sup>1</sup>/<sub>4</sub>"
- File drawer width: 12<sup>1</sup>/<sub>16</sub>"
- File drawer depth: 18<sup>3</sup>/<sub>8</sub>"

**Note:** All towers are configured from the top down with standard combinations of box and file drawers.

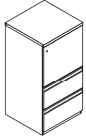
**Note: Drawer behind door list pricing is as follows: 1=\$255**



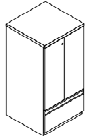
description	type	w	d	h	lock	pattern no.	P1	P2	P3
50" High Single Door with one wide drawer (right hand shown)	left hand	23 7/8"	23 1/2"	48 5/16"	Y	<b>CT3SLH5024WL</b>	\$1,242.	\$1,366.	\$1,436.
	right hand	23 7/8"	23 1/2"	48 5/16"	Y	<b>CT3SRH5024WL</b>	1,242.	1,366.	1,436.



50" High Single Door with two wide drawers (right hand shown)	left hand	23 7/8"	23 1/2"	48 5/16"	Y	<b>CT3SLH5024WWL</b>	1,493.	1,639.	1,724.
	right hand	23 7/8"	23 1/2"	48 5/16"	Y	<b>CT3SRH5024WWL</b>	1,493.	1,639.	1,724.



50" High Double Door tower with one wide drawer		23 7/8"	23 1/2"	48 5/16"	Y	<b>CT3D5024WL</b>	1,449.	1,595.	1,674.
---	--	---------	---------	----------	---	-------------------	--------	--------	--------

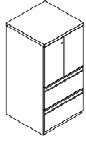


Order Code	Specification Information	Application Notes	Critical Dimensions
Example: <b>CT3SBLH5724BBFL-111</b>	For non-locking towers, deduct as follows from the list price for each unit: Deduct \$30 for (1) lock unit, \$60 for a (2) lock unit, and \$75 for a (3) lock unit. Substitute the "L" suffix with an "N" within the pattern number to designate a non-locking unit, example (CT3SLH6424BBFN)	Hanging rails and other accessories are not included and must be ordered separately. Hanging rails are included with 24" and 30" wide lateral drawers only. (See <i>Tower Accessories for pricing and order entry information</i> )	Dimensions under <b>w</b> , <b>d</b> and <b>h</b> are actual to the nearest 1/16"
<b>CT3</b> Calibre Storage Tower		Half depth adjustable shelves and coat hooks may be ordered separately allowing the cupboard area of 15", 24" and 30" wide towers to support binders as well as shorter coats. (See <i>Tower Accessories for pricing and order entry information</i> )	24" Wide 50", 57" and 64" Tower Internal Dimensions
<b>SB</b> Side Access Bookcase	"M" drawer consisting of a box drawer body with a file drawer head are available by substituting any two "B" or any one "F" character within the pattern number, example (CT3SLH6424MBFN). Multiple "M" drawers may be specified providing they equal the total modules available.	15" w Side Access and Display towers include (1) lock.	<ul style="list-style-type: none"> <li>Box and M drawer height: 4 5/16"</li> <li>Box and M drawer width: 12 1/16"</li> <li>Box and M drawer depth: 18 3/8"</li> <li>File drawer height: 9 1/4"</li> <li>File drawer width: 12 1/16"</li> <li>File drawer depth: 18 3/8"</li> <li>Wide drawer height: 9 9/16"</li> <li>Wide drawer width: 20 3/4"</li> <li>Wide drawer depth: 22 7/8"</li> </ul>
<b>LH</b> Left Hand Access		Single door towers, double door towers, 24" w and 30" w Side Access and Display towers include (2) locks. (Except full-height doors which include (1) lock)	<b>Note:</b> All towers are configured from the top down with standard combinations of box and file drawers.
<b>57</b> 64" High		Front Access (only) towers with wardrobe include (3) locks. (Except full-height doors with wardrobe which include (2) locks)	<b>Note: Drawer behind door list pricing is as follows: 1=\$255</b>
<b>24</b> 24" Wide			
<b>B</b> Box Drawer			
<b>B</b> Box Drawer			
<b>F</b> File Drawer			
<b>L</b> Locking			
<b>111</b> Black paint finish			


All towers are standard with (1) full depth adjustable shelf, except the 64" h side access display and bookcase towers which have (2) full depth adjustable shelves.

A 6" drawer, behind a cupboard door is available by adding the numeral 1 to the end of the pattern number, example (CT3SLH6424BBFFL1). **Note:** 6" drawers behind doors are not available within the wardrobe portion of towers. Drawers behind doors have painted black fronts.

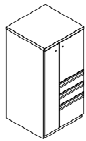
description	type	w	d	h	lock	pattern no.	P1	P2	P3
50" High Double Door tower with two wide drawers		23 <sup>7</sup> / <sub>8</sub> "	23 <sup>1</sup> / <sub>2</sub> "	48 <sup>5</sup> / <sub>16</sub> "	Y	<b>CT3D5024WWL</b>	\$1,662.	\$1,828.	\$1,919.



50" High tower with two file drawers and door and wardrobe (left hand shown)	left hand	23 <sup>7</sup> / <sub>8</sub> "	23 <sup>1</sup> / <sub>2</sub> "	48 <sup>5</sup> / <sub>16</sub> "	Y	<b>CT3WSLH5024FFL</b>	1,524.	1,677.	1,760.
	right hand	23 <sup>7</sup> / <sub>8</sub> "	23 <sup>1</sup> / <sub>2</sub> "	48 <sup>5</sup> / <sub>16</sub> "	Y	<b>CT3WSRH5024FFL</b>	1,524.	1,677.	1,760.

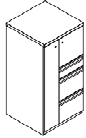


50" High tower with two box, one file drawer and door and wardrobe (left hand shown)	left hand	23 <sup>7</sup> / <sub>8</sub> "	23 <sup>1</sup> / <sub>2</sub> "	48 <sup>5</sup> / <sub>16</sub> "	Y	<b>CT3WSLH5024BBFL</b>	1,668.	1,834.	1,925.
	right hand	23 <sup>7</sup> / <sub>8</sub> "	23 <sup>1</sup> / <sub>2</sub> "	48 <sup>5</sup> / <sub>16</sub> "	Y	<b>CT3WSRH5024BBFL</b>	1,668.	1,834.	1,925.

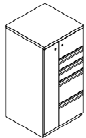


Order Code	Specification Information	Application Notes	Critical Dimensions
Example: <b>CT3SBLH5724BBFL-111</b>	For non-locking towers, deduct as follows from the list price for each unit: Deduct \$30 for (1) lock unit, \$60 for a (2) lock unit, and \$75 for a (3) lock unit. Substitute the "L" suffix with an "N" within the pattern number to designate a non-locking unit, example (CT3SLH6424BBFN)	Hanging rails and other accessories are not included and must be ordered separately. Hanging rails are included with 24" and 30" wide lateral drawers only. (See <i>Tower Accessories for pricing and order entry information</i> )	Dimensions under <b>w</b> , <b>d</b> and <b>h</b> are actual to the nearest 1/16"
<b>CT3</b>	Calibre Storage Tower		24" Wide 50", 57" and 64" Tower Internal Dimensions <ul style="list-style-type: none"> <li>• Box and M drawer height: 4<sup>5</sup>/<sub>16</sub>"</li> <li>• Box and M drawer width: 12<sup>1</sup>/<sub>16</sub>"</li> <li>• Box and M drawer depth: 18<sup>3</sup>/<sub>8</sub>"</li> <li>• File drawer height: 9<sup>1</sup>/<sub>4</sub>"</li> <li>• File drawer width: 12<sup>1</sup>/<sub>16</sub>"</li> <li>• File drawer depth: 18<sup>3</sup>/<sub>8</sub>"</li> <li>• Wide drawer height: 9<sup>9</sup>/<sub>16</sub>"</li> <li>• Wide drawer width: 20<sup>3</sup>/<sub>4</sub>"</li> <li>• Wide drawer depth: 22<sup>7</sup>/<sub>8</sub>"</li> </ul>
<b>SB</b>	Side Access Bookcase		
<b>LH</b>	Left Hand Access		
<b>57</b>	64" High		
<b>24</b>	24" Wide		
<b>B</b>	Box Drawer	"M" drawer consisting of a box drawer body with a file drawer head are available by substituting any two "B" or any one "F" character within the pattern number, example (CT3SLH6424MFN). Multiple "M" drawers may be specified providing they equal the total modules available.	
<b>B</b>	Box Drawer		
<b>F</b>	File Drawer		
<b>L</b>	Locking		
<b>111</b>	Black paint finish		
	A 6" drawer, behind a cupboard door is available by adding the numeral 1 to the end of the pattern number, example (CT3SLH6424BBFFL1). <b>Note:</b> 6" drawers behind doors are not available within the wardrobe portion of towers. Drawers behind doors have painted black fronts.	Half depth adjustable shelves and coat hooks may be ordered separately allowing the cupboard area of 15", 24" and 30" wide towers to support binders as well as shorter coats. (See <i>Tower Accessories for pricing and order entry information</i> )  15" w Side Access and Display towers include (1) lock.  Single door towers, double door towers, 24" w and 30" w Side Access and Display towers include (2) locks. (Except full-height doors which include (1) lock)  Front Access (only) towers with wardrobe include (3) locks. (Except full-height doors with wardrobe which include (2) locks)	
	All towers are standard with (1) full depth adjustable shelf, except the 64" h side access display and bookcase towers which have (2) full depth adjustable shelves.		<b>Note:</b> All towers are configured from the top down with standard combinations of box and file drawers.  <b>Note: Drawer behind door list pricing is as follows: 1=\$255</b>

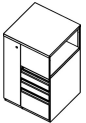
description	type	w	d	h	lock	pattern no.	P1	P2	P3
50" High tower with one box, two file drawers and door and wardrobe (left hand shown)	left hand	23 <sup>7</sup> / <sub>8</sub> "	23 <sup>1</sup> / <sub>2</sub> "	48 <sup>5</sup> / <sub>16</sub> "	Y	<b>CT3WSLH5024BBFFL</b>	\$1,688.	\$1,858.	\$1,953.
	right hand	23 <sup>7</sup> / <sub>8</sub> "	23 <sup>1</sup> / <sub>2</sub> "	48 <sup>5</sup> / <sub>16</sub> "	Y	<b>CT3WSRH5024BBFFL</b>	1,688.	1,858.	1,953.



50" High tower with two box, two file drawers and door and wardrobe (left hand shown)	left hand	23 <sup>7</sup> / <sub>8</sub> "	23 <sup>1</sup> / <sub>2</sub> "	48 <sup>5</sup> / <sub>16</sub> "	Y	<b>CT3WSLH5024BBFFL</b>	1,870.	2,055.	2,160.
	right hand	23 <sup>7</sup> / <sub>8</sub> "	23 <sup>1</sup> / <sub>2</sub> "	48 <sup>5</sup> / <sub>16</sub> "	Y	<b>CT3WSRH5024BBFFL</b>	1,870.	2,055.	2,160.



42" High Side Access Bookcase with two box, one file drawer and wardrobe (left hand shown)	left hand	23 <sup>7</sup> / <sub>8</sub> "	23 <sup>1</sup> / <sub>2</sub> "	41 <sup>5</sup> / <sub>16</sub> "	Y	<b>CT3WSBLH4224BBFL</b>	1,691.	1,862.	1,955.
	right hand	23 <sup>7</sup> / <sub>8</sub> "	23 <sup>1</sup> / <sub>2</sub> "	41 <sup>5</sup> / <sub>16</sub> "	Y	<b>CT3WSBRH4224BBFL</b>	1,691.	1,862.	1,955.



Order Code	Specification Information	Application Notes	Critical Dimensions
Example: <b>CT3SBLH5724BBFL-111</b>	For non-locking towers, deduct as follows from the list price for each unit: Deduct \$30 for (1) lock unit, \$60 for a (2) lock unit, and \$75 for a (3) lock unit. Substitute the "L" suffix with an "N" within the pattern number to designate a non-locking unit, example (CT3SLH6424BBFN)	Hanging rails and other accessories are not included and must be ordered separately. Hanging rails are included with 24" and 30" wide lateral drawers only. (See <i>Tower Accessories for pricing and order entry information</i> )	Dimensions under <b>w</b> , <b>d</b> and <b>h</b> are actual to the nearest 1/16"
<b>CT3</b> Calibre Storage Tower		Half depth adjustable shelves and coat hooks may be ordered separately allowing the cupboard area of 15", 24" and 30" wide towers to support binders as well as shorter coats. (See <i>Tower Accessories for pricing and order entry information</i> )	24" Wide 50", 57" and 64" Tower Internal Dimensions
<b>SB</b> Side Access Bookcase	"M" drawer consisting of a box drawer body with a file drawer head are available by substituting any two "B" or any one "F" character within the pattern number, example (CT3SLH6424MFN). Multiple "M" drawers may be specified providing they equal the total modules available.	15" w Side Access and Display towers include (1) lock.	<ul style="list-style-type: none"> <li>Box and M drawer height: 4<sup>3</sup>/<sub>16</sub>"</li> <li>Box and M drawer width: 12<sup>1</sup>/<sub>16</sub>"</li> <li>Box and M drawer depth: 18<sup>3</sup>/<sub>8</sub>"</li> <li>File drawer height: 9<sup>1</sup>/<sub>4</sub>"</li> <li>File drawer width: 12<sup>1</sup>/<sub>16</sub>"</li> <li>File drawer depth: 18<sup>3</sup>/<sub>8</sub>"</li> <li>Wide drawer height: 9<sup>9</sup>/<sub>16</sub>"</li> <li>Wide drawer width: 20<sup>3</sup>/<sub>4</sub>"</li> <li>Wide drawer depth: 22<sup>7</sup>/<sub>8</sub>"</li> </ul>
<b>LH</b> Left Hand Access		Single door towers, double door towers, 24" w and 30" w Side Access and Display towers include (2) locks. (Except full-height doors which include (1) lock)	<b>Note:</b> All towers are configured from the top down with standard combinations of box and file drawers.
<b>57</b> 64" High		Front Access (only) towers with wardrobe include (3) locks. (Except full-height doors with wardrobe which include (2) locks)	<b>Note: Drawer behind door list pricing is as follows: 1=\$255</b>
<b>24</b> 24" Wide			
<b>B</b> Box Drawer			
<b>B</b> Box Drawer			
<b>F</b> File Drawer			
<b>L</b> Locking			
<b>111</b> Black paint finish			

All towers are standard with (1) full depth adjustable shelf, except the 64" h side access display and bookcase towers which have (2) full depth adjustable shelves.

A 6" drawer, behind a cupboard door is available by adding the numeral 1 to the end of the pattern number, example (CT3SLH6424BBFFL1). **Note:** 6" drawers behind doors are not available within the wardrobe portion of towers. Drawers behind doors have painted black fronts.

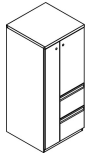
description	type	w	d	h	lock	pattern no.	P1	P2	P3
42" High Side Access Bookcase with two file drawers and wardrobe (left hand shown)	left hand	23 <sup>7</sup> / <sub>8</sub> "	23 <sup>1</sup> / <sub>2</sub> "	41 <sup>5</sup> / <sub>16</sub> "	Y	CT3WSBLH4224FFL	\$1,607.	\$1,771.	\$1,845.
	right hand	23 <sup>7</sup> / <sub>8</sub> "	23 <sup>1</sup> / <sub>2</sub> "	41 <sup>5</sup> / <sub>16</sub> "	Y	CT3WSBRH4224FFL	1,607.	1,771.	1,845.



50" High Side Access Bookcase with two box, one file drawer and wardrobe (left hand shown)	left hand	23 <sup>7</sup> / <sub>8</sub> "	23 <sup>1</sup> / <sub>2</sub> "	48 <sup>5</sup> / <sub>16</sub> "	Y	CT3WSBLH5024BBFL	1,705.	1,874.	1,968.
	right hand	23 <sup>7</sup> / <sub>8</sub> "	23 <sup>1</sup> / <sub>2</sub> "	48 <sup>5</sup> / <sub>16</sub> "	Y	CT3WSBRH5024BBFL	1,705.	1,874.	1,968.



57" High tower with two file drawers and door and wardrobe (left hand shown)	left hand	23 <sup>7</sup> / <sub>8</sub> "	23 <sup>1</sup> / <sub>2</sub> "	56 <sup>3</sup> / <sub>16</sub> "	Y	CT3WSLH5724FFL	1,616.	1,778.	1,868.
	right hand	23 <sup>7</sup> / <sub>8</sub> "	23 <sup>1</sup> / <sub>2</sub> "	56 <sup>3</sup> / <sub>16</sub> "	Y	CT3WSRH5724FFL	1,616.	1,778.	1,868.

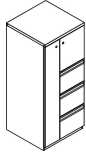


Order Code	Specification Information	Application Notes	Critical Dimensions
Example: <b>CT3SBLH5724BBFL-111</b>	For non-locking towers, deduct as follows from the list price for each unit: Deduct \$30 for (1) lock unit, \$60 for a (2) lock unit, and \$75 for a (3) lock unit. Substitute the "L" suffix with an "N" within the pattern number to designate a non-locking unit, example (CT3SLH6424BBFN)	Hanging rails and other accessories are not included and must be ordered separately. Hanging rails are included with 24" and 30" wide lateral drawers only. (See <i>Tower Accessories for pricing and order entry information</i> )	Dimensions under <b>w</b> , <b>d</b> and <b>h</b> are actual to the nearest 1/16"
<b>CT3</b> Calibre Storage Tower	"M" drawer consisting of a box drawer body with a file drawer head are available by substituting any two "B" or any one "F" character within the pattern number, example (CT3SLH6424MBFN). Multiple "M" drawers may be specified providing they equal the total modules available.	Half depth adjustable shelves and coat hooks may be ordered separately allowing the cupboard area of 15", 24" and 30" wide towers to support binders as well as shorter coats. (See <i>Tower Accessories for pricing and order entry information</i> )	24" Wide 50", 57" and 64" Tower Internal Dimensions
<b>SB</b> Side Access Bookcase		15" w Side Access and Display towers include (1) lock.	<ul style="list-style-type: none"> <li>Box and M drawer height: 4<sup>3</sup>/<sub>16</sub>"</li> <li>Box and M drawer width: 12<sup>1</sup>/<sub>16</sub>"</li> <li>Box and M drawer depth: 18<sup>3</sup>/<sub>8</sub>"</li> <li>File drawer height: 9<sup>1</sup>/<sub>4</sub>"</li> <li>File drawer width: 12<sup>1</sup>/<sub>16</sub>"</li> <li>File drawer depth: 18<sup>3</sup>/<sub>8</sub>"</li> <li>Wide drawer height: 9<sup>9</sup>/<sub>16</sub>"</li> <li>Wide drawer width: 20<sup>3</sup>/<sub>4</sub>"</li> <li>Wide drawer depth: 22<sup>7</sup>/<sub>8</sub>"</li> </ul>
<b>LH</b> Left Hand Access		Single door towers, double door towers, 24" w and 30" w Side Access and Display towers include (2) locks. (Except full-height doors which include (1) lock)	<b>Note:</b> All towers are configured from the top down with standard combinations of box and file drawers.
<b>57</b> 64" High		Front Access (only) towers with wardrobe include (3) locks. (Except full-height doors with wardrobe which include (2) locks)	<b>Note: Drawer behind door list pricing is as follows: 1=\$255</b>
<b>24</b> 24" Wide			
<b>B</b> Box Drawer			
<b>B</b> Box Drawer			
<b>F</b> File Drawer			
<b>L</b> Locking			
<b>111</b> Black paint finish			

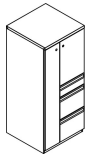
All towers are standard with (1) full depth adjustable shelf, except the 64" h side access display and bookcase towers which have (2) full depth adjustable shelves.

A 6" drawer, behind a cupboard door is available by adding the numeral 1 to the end of the pattern number, example (CT3SLH6424BBFFL1). **Note:** 6" drawers behind doors are not available within the wardrobe portion of towers. Drawers behind doors have painted black fronts.

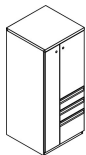
description	type	w	d	h	lock	pattern no.	P1	P2	P3
57" High tower with three file drawers and door and wardrobe (left hand shown)	left hand	23 <sup>7</sup> / <sub>8</sub> "	23 <sup>1</sup> / <sub>2</sub> "	56 <sup>3</sup> / <sub>16</sub> "	Y	CT3WSLH5724FFFL	\$1,769.	\$1,943.	\$2,041.
	right hand	23 <sup>7</sup> / <sub>8</sub> "	23 <sup>1</sup> / <sub>2</sub> "	56 <sup>3</sup> / <sub>16</sub> "	Y	CT3WSRH5724FFFL	1,769.	1,943.	2,041.



57" High tower with one box, two file drawers and door and wardrobe (left hand shown)	left hand	23 <sup>7</sup> / <sub>8</sub> "	23 <sup>1</sup> / <sub>2</sub> "	56 <sup>3</sup> / <sub>16</sub> "	Y	CT3WSLH5724BFFL	1,776.	1,953.	2,050.
	right hand	23 <sup>7</sup> / <sub>8</sub> "	23 <sup>1</sup> / <sub>2</sub> "	56 <sup>3</sup> / <sub>16</sub> "	Y	CT3WSRH5724BFFL	1,776.	1,953.	2,050.



57" High tower with two box, one file drawer and door and wardrobe (left hand shown)	left hand	23 <sup>7</sup> / <sub>8</sub> "	23 <sup>1</sup> / <sub>2</sub> "	56 <sup>3</sup> / <sub>16</sub> "	Y	CT3WSLH5724BBFL	1,765.	1,940.	2,038.
	right hand	23 <sup>7</sup> / <sub>8</sub> "	23 <sup>1</sup> / <sub>2</sub> "	56 <sup>3</sup> / <sub>16</sub> "	Y	CT3WSRH5724BBFL	1,765.	1,940.	2,038.

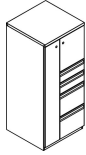


Order Code	Specification Information	Application Notes	Critical Dimensions
Example: <b>CT3SBLH5724BBFL-111</b>	For non-locking towers, deduct as follows from the list price for each unit: Deduct \$30 for (1) lock unit, \$60 for a (2) lock unit, and \$75 for a (3) lock unit. Substitute the "L" suffix with an "N" within the pattern number to designate a non-locking unit, example (CT3SLH6424BBFN)	Hanging rails and other accessories are not included and must be ordered separately. Hanging rails are included with 24" and 30" wide lateral drawers only. (See <i>Tower Accessories for pricing and order entry information</i> )	Dimensions under <b>w</b> , <b>d</b> and <b>h</b> are actual to the nearest 1/16"
<b>CT3</b> Calibre Storage Tower		Half depth adjustable shelves and coat hooks may be ordered separately allowing the cupboard area of 15", 24" and 30" wide towers to support binders as well as shorter coats. (See <i>Tower Accessories for pricing and order entry information</i> )	24" Wide 50", 57" and 64" Tower Internal Dimensions
<b>SB</b> Side Access Bookcase	"M" drawer consisting of a box drawer body with a file drawer head are available by substituting any two "B" or any one "F" character within the pattern number, example (CT3SLH6424MFN). Multiple "M" drawers may be specified providing they equal the total modules available.	15"w Side Access and Display towers include (1) lock.	<ul style="list-style-type: none"> <li>Box and M drawer height: 4<sup>3</sup>/<sub>16</sub>"</li> <li>Box and M drawer width: 12<sup>1</sup>/<sub>16</sub>"</li> <li>Box and M drawer depth: 18<sup>3</sup>/<sub>8</sub>"</li> <li>File drawer height: 9<sup>1</sup>/<sub>4</sub>"</li> <li>File drawer width: 12<sup>1</sup>/<sub>16</sub>"</li> <li>File drawer depth: 18<sup>3</sup>/<sub>8</sub>"</li> <li>Wide drawer height: 9<sup>9</sup>/<sub>16</sub>"</li> <li>Wide drawer width: 20<sup>3</sup>/<sub>4</sub>"</li> <li>Wide drawer depth: 22<sup>7</sup>/<sub>8</sub>"</li> </ul>
<b>LH</b> Left Hand Access		Single door towers, double door towers, 24"w and 30"w Side Access and Display towers include (2) locks. (Except full-height doors which include (1) lock)	<b>Note:</b> All towers are configured from the top down with standard combinations of box and file drawers.
<b>57</b> 64" High		Front Access (only) towers with wardrobe include (3) locks. (Except full-height doors with wardrobe which include (2) locks)	<b>Note: Drawer behind door list pricing is as follows: 1=\$255</b>
<b>24</b> 24" Wide			
<b>B</b> Box Drawer			
<b>B</b> Box Drawer			
<b>F</b> File Drawer			
<b>L</b> Locking			
<b>111</b> Black paint finish			

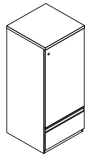
All towers are standard with (1) full depth adjustable shelf, except the 64" h side access display and bookcase towers which have (2) full depth adjustable shelves.

A 6" drawer, behind a cupboard door is available by adding the numeral 1 to the end of the pattern number, example (CT3SLH6424BBFFL1). **Note:** 6" drawers behind doors are not available within the wardrobe portion of towers. Drawers behind doors have painted black fronts.

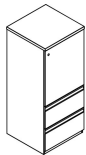
description	type	w	d	h	lock	pattern no.	P1	P2	P3
57" High tower with two box, two file drawers and door and wardrobe (left hand shown)	left hand	23 7/8"	23 1/2"	56 3/16"	Y	CT3WSLH5724BBFFL	\$1,937.	\$2,130.	\$2,233.
	right hand	23 7/8"	23 1/2"	56 3/16"	Y	CT3WSRH5724BBFFL	1,937.	2,130.	2,233.



57" High Single Door with wide drawer (right hand shown)	left hand	23 7/8"	23 1/2"	56 3/16"	Y	CT3SLH5724WL	1,289.	1,419.	1,490.
	right hand	23 7/8"	23 1/2"	56 3/16"	Y	CT3SRH5724WL	1,289.	1,419.	1,490.



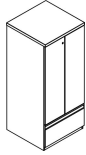
57" High Single Door with two wide drawers (right hand shown)	left hand	23 7/8"	23 1/2"	56 3/16"	Y	CT3SLH5724WWL	1,554.	1,710.	1,793.
	right hand	23 7/8"	23 1/2"	56 3/16"	Y	CT3SRH5724WWL	1,554.	1,710.	1,793.



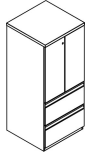
Order Code	Specification Information	Application Notes	Critical Dimensions
Example: <b>CT3SBLH5724BBFL-111</b>	For non-locking towers, deduct as follows from the list price for each unit: Deduct \$30 for (1) lock unit, \$60 for a (2) lock unit, and \$75 for a (3) lock unit. Substitute the "L" suffix with an "N" within the pattern number to designate a non-locking unit, example (CT3SLH6424BBFN)	Hanging rails and other accessories are not included and must be ordered separately. Hanging rails are included with 24" and 30" wide lateral drawers only. (See <i>Tower Accessories for pricing and order entry information</i> )	Dimensions under <b>w</b> , <b>d</b> and <b>h</b> are actual to the nearest 1/16"
<b>CT3</b> Calibre Storage Tower			24" Wide 50", 57" and 64" Tower Internal Dimensions
<b>SB</b> Side Access Bookcase			<ul style="list-style-type: none"> <li>Box and M drawer height: 4 3/16"</li> <li>Box and M drawer width: 12 1/16"</li> <li>Box and M drawer depth: 18 3/8"</li> <li>File drawer height: 9 1/4"</li> <li>File drawer width: 12 1/16"</li> <li>File drawer depth: 18 3/8"</li> <li>Wide drawer height: 9 9/16"</li> <li>Wide drawer width: 20 3/4"</li> <li>Wide drawer depth: 22 7/8"</li> </ul>
<b>LH</b> Left Hand Access	"M" drawer consisting of a box drawer body with a file drawer head are available by substituting any two "B" or any one "F" character within the pattern number, example (CT3SLH6424MFN). Multiple "M" drawers may be specified providing they equal the total modules available.	Half depth adjustable shelves and coat hooks may be ordered separately allowing the cupboard area of 15", 24" and 30" wide towers to support binders as well as shorter coats. (See <i>Tower Accessories for pricing and order entry information</i> )	<b>Note:</b> All towers are configured from the top down with standard combinations of box and file drawers.
<b>57</b> 64" High		15"w Side Access and Display towers include (1) lock.	<b>Note: Drawer behind door list pricing is as follows: 1=\$255</b>
<b>24</b> 24" Wide		Single door towers, double door towers, 24"w and 30"w Side Access and Display towers include (2) locks. (Except full-height doors which include (1) lock)	
<b>B</b> Box Drawer		Front Access (only) towers with wardrobe include (3) locks. (Except full-height doors with wardrobe which include (2) locks)	
<b>B</b> Box Drawer			
<b>F</b> File Drawer			
<b>L</b> Locking			
<b>111</b> Black paint finish			

All towers are standard with (1) full depth adjustable shelf, except the 64" h side access display and bookcase towers which have (2) full depth adjustable shelves.

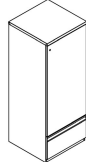
description	type	w	d	h	lock	pattern no.	P1	P2	P3
57" High Double Door tower with one wide drawer		23 <sup>7</sup> / <sub>8</sub> "	23 <sup>1</sup> / <sub>2</sub> "	56 <sup>3</sup> / <sub>16</sub> "	Y	<b>CT3D5724WL</b>	\$1,477.	\$1,625.	\$1,708.



57" High Double Door tower with two wide drawers		23 <sup>7</sup> / <sub>8</sub> "	23 <sup>1</sup> / <sub>2</sub> "	56 <sup>3</sup> / <sub>16</sub> "	Y	<b>CT3D5724WWL</b>	1,741.	1,915.	2,011.
--	--	----------------------------------	----------------------------------	-----------------------------------	---	--------------------	--------	--------	--------



64" High Single Door with wide drawer (right hand shown)	left hand	23 <sup>7</sup> / <sub>8</sub> "	23 <sup>1</sup> / <sub>2</sub> "	63 <sup>5</sup> / <sub>16</sub> "	Y	<b>CT3SLH6424WL</b>	1,313.	1,444.	1,515.
	right hand	23 <sup>7</sup> / <sub>8</sub> "	23 <sup>1</sup> / <sub>2</sub> "	63 <sup>5</sup> / <sub>16</sub> "	Y	<b>CT3SRH6424WL</b>	1,313.	1,444.	1,515.

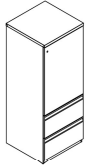


Order Code	Specification Information	Application Notes	Critical Dimensions
Example: <b>CT3SBLH5724BBFL-111</b>	For non-locking towers, deduct as follows from the list price for each unit: Deduct \$30 for (1) lock unit, \$60 for a (2) lock unit, and \$75 for a (3) lock unit. Substitute the "L" suffix with an "N" within the pattern number to designate a non-locking unit, example (CT3SLH6424BBFN)	Hanging rails and other accessories are not included and must be ordered separately. Hanging rails are included with 24" and 30" wide lateral drawers only. (See <i>Tower Accessories for pricing and order entry information</i> )	Dimensions under <b>w</b> , <b>d</b> and <b>h</b> are actual to the nearest 1/16"
<b>CT3</b>	Calibre Storage Tower		24" Wide 50", 57" and 64" Tower Internal Dimensions
<b>SB</b>	Side Access Bookcase		<ul style="list-style-type: none"> <li>Box and M drawer height: 4<sup>5</sup>/<sub>16</sub>"</li> <li>Box and M drawer width: 12<sup>1</sup>/<sub>16</sub>"</li> <li>Box and M drawer depth: 18<sup>3</sup>/<sub>8</sub>"</li> <li>File drawer height: 9<sup>1</sup>/<sub>4</sub>"</li> <li>File drawer width: 12<sup>1</sup>/<sub>16</sub>"</li> <li>File drawer depth: 18<sup>3</sup>/<sub>8</sub>"</li> <li>Wide drawer height: 9<sup>9</sup>/<sub>16</sub>"</li> <li>Wide drawer width: 20<sup>3</sup>/<sub>4</sub>"</li> <li>Wide drawer depth: 22<sup>7</sup>/<sub>8</sub>"</li> </ul>
<b>LH</b>	Left Hand Access		
<b>57</b>	64" High		
<b>24</b>	24" Wide		
<b>B</b>	Box Drawer		
<b>B</b>	Box Drawer	"M" drawer consisting of a box drawer body with a file drawer head are available by substituting any two "B" or any one "F" character within the pattern number, example (CT3SLH6424MFN). Multiple "M" drawers may be specified providing they equal the total modules available.	
<b>F</b>	File Drawer		
<b>L</b>	Locking		
<b>111</b>	Black paint finish		
	A 6" drawer, behind a cupboard door is available by adding the numeral 1 to the end of the pattern number, example (CT3SLH6424BBFFL1). <b>Note:</b> 6" drawers behind doors are not available within the wardrobe portion of towers. Drawers behind doors have painted black fronts.	Half depth adjustable shelves and coat hooks may be ordered separately allowing the cupboard area of 15", 24" and 30" wide towers to support binders as well as shorter coats. (See <i>Tower Accessories for pricing and order entry information</i> )	<b>Note:</b> All towers are configured from the top down with standard combinations of box and file drawers.
		15"w Side Access and Display towers include (1) lock.	<b>Note: Drawer behind door list pricing is as follows: 1=\$255</b>
		Single door towers, double door towers, 24"w and 30"w Side Access and Display towers include (2) locks. (Except full-height doors which include (1) lock)	
		Front Access (only) towers with wardrobe include (3) locks. (Except full-height doors with wardrobe which include (2) locks)	

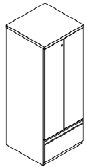
All towers are standard with (1) full depth adjustable shelf, except the 64" h side access display and bookcase towers which have (2) full depth adjustable shelves.



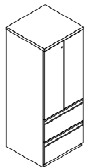
description	type	w	d	h	lock	pattern no.	P1	P2	P3
64" High Single Door with two wide drawers (right hand shown)	left hand	23 <sup>7</sup> / <sub>8</sub> "	23 <sup>1</sup> / <sub>2</sub> "	63 <sup>5</sup> / <sub>16</sub> "	Y	CT3SLH6424WWL	\$1,567.	\$1,724.	\$1,810.
	right hand	23 <sup>7</sup> / <sub>8</sub> "	23 <sup>1</sup> / <sub>2</sub> "	63 <sup>5</sup> / <sub>16</sub> "	Y	CT3SRH6424WWL	1,567.	1,724.	1,810.



64" High Double Door tower with one wide drawer		23 <sup>7</sup> / <sub>8</sub> "	23 <sup>1</sup> / <sub>2</sub> "	63 <sup>5</sup> / <sub>16</sub> "	Y	CT3D6424WL	1,506.	1,657.	1,741.
---	--	----------------------------------	----------------------------------	-----------------------------------	---	------------	--------	--------	--------




64" High Double Door tower with two wide drawers		23 <sup>7</sup> / <sub>8</sub> "	23 <sup>1</sup> / <sub>2</sub> "	63 <sup>5</sup> / <sub>16</sub> "	Y	CT3D6424WWL	1,788.	1,967.	2,065.
--	--	----------------------------------	----------------------------------	-----------------------------------	---	-------------	--------	--------	--------




Order Code	Specification Information	Application Notes	Critical Dimensions																				
<p>Example: <b>CT3SBLH5724BBFL-111</b></p> <table border="1"> <tr><td><b>CT3</b></td><td>Calibre Storage Tower</td></tr> <tr><td><b>SB</b></td><td>Side Access Bookcase</td></tr> <tr><td><b>LH</b></td><td>Left Hand Access</td></tr> <tr><td><b>57</b></td><td>64" High</td></tr> <tr><td><b>24</b></td><td>24" Wide</td></tr> <tr><td><b>B</b></td><td>Box Drawer</td></tr> <tr><td><b>B</b></td><td>Box Drawer</td></tr> <tr><td><b>F</b></td><td>File Drawer</td></tr> <tr><td><b>L</b></td><td>Locking</td></tr> <tr><td><b>111</b></td><td>Black paint finish</td></tr> </table> <p>All towers are standard with (1) full depth adjustable shelf, except the 64" h side access display and bookcase towers which have (2) full depth adjustable shelves.</p>	<b>CT3</b>	Calibre Storage Tower	<b>SB</b>	Side Access Bookcase	<b>LH</b>	Left Hand Access	<b>57</b>	64" High	<b>24</b>	24" Wide	<b>B</b>	Box Drawer	<b>B</b>	Box Drawer	<b>F</b>	File Drawer	<b>L</b>	Locking	<b>111</b>	Black paint finish	<p>For non-locking towers, deduct as follows from the list price for each unit: Deduct \$30 for (1) lock unit, \$60 for a (2) lock unit, and \$75 for a (3) lock unit. Substitute the "L" suffix with an "N" within the pattern number to designate a non-locking unit, example (CT3SLH6424BBFN)</p> <p>"M" drawer consisting of a box drawer body with a file drawer head are available by substituting any two "B" or any one "F" character within the pattern number, example (CT3SLH6424MFN). Multiple "M" drawers may be specified providing they equal the total modules available.</p> <p>A 6" drawer, behind a cupboard door is available by adding the numeral 1 to the end of the pattern number, example (CT3SLH6424BBFFL1). <b>Note:</b> 6" drawers behind doors are not available within the wardrobe portion of towers. Drawers behind doors have painted black fronts.</p>	<p>Hanging rails and other accessories are not included and must be ordered separately. Hanging rails are included with 24" and 30" wide lateral drawers only. (See <i>Tower Accessories for pricing and order entry information</i>)</p> <p>Half depth adjustable shelves and coat hooks may be ordered separately allowing the cupboard area of 15", 24" and 30" wide towers to support binders as well as shorter coats. (See <i>Tower Accessories for pricing and order entry information</i>)</p> <p>15" w Side Access and Display towers include (1) lock.</p> <p>Single door towers, double door towers, 24" w and 30" w Side Access and Display towers include (2) locks. (Except full-height doors which include (1) lock)</p> <p>Front Access (only) towers with wardrobe include (3) locks. (Except full-height doors with wardrobe which include (2) locks)</p>	<p>Dimensions under <b>w</b>, <b>d</b> and <b>h</b> are actual to the nearest <sup>1</sup>/<sub>16</sub>"</p> <p>24" Wide 50", 57" and 64" Tower Internal Dimensions</p> <ul style="list-style-type: none"> <li>• Box and M drawer height: 4<sup>5</sup>/<sub>16</sub>"</li> <li>• Box and M drawer width: 12<sup>1</sup>/<sub>16</sub>"</li> <li>• Box and M drawer depth: 18<sup>3</sup>/<sub>8</sub>"</li> <li>• File drawer height: 9<sup>1</sup>/<sub>4</sub>"</li> <li>• File drawer width: 12<sup>1</sup>/<sub>16</sub>"</li> <li>• File drawer depth: 18<sup>3</sup>/<sub>8</sub>"</li> <li>• Wide drawer height: 9<sup>9</sup>/<sub>16</sub>"</li> <li>• Wide drawer width: 20<sup>3</sup>/<sub>4</sub>"</li> <li>• Wide drawer depth: 22<sup>7</sup>/<sub>8</sub>"</li> </ul> <p><b>Note:</b> All towers are configured from the top down with standard combinations of box and file drawers.</p> <p><b>Note: Drawer behind door list pricing is as follows: 1=\$255</b></p>
<b>CT3</b>	Calibre Storage Tower																						
<b>SB</b>	Side Access Bookcase																						
<b>LH</b>	Left Hand Access																						
<b>57</b>	64" High																						
<b>24</b>	24" Wide																						
<b>B</b>	Box Drawer																						
<b>B</b>	Box Drawer																						
<b>F</b>	File Drawer																						
<b>L</b>	Locking																						
<b>111</b>	Black paint finish																						



description	type	w	d	h	lock	pattern no.	P1	P2	P3
64" High tower with two file drawers and door and wardrobe (left hand shown)	left hand	23 <sup>7</sup> / <sub>8</sub> "	23 <sup>1</sup> / <sub>2</sub> "	63 <sup>5</sup> / <sub>16</sub> "	Y	<b>CT3WSLH6424FFL</b>	\$1,611.	\$1,774.	\$1,861.
	right hand	23 <sup>7</sup> / <sub>8</sub> "	23 <sup>1</sup> / <sub>2</sub> "	63 <sup>5</sup> / <sub>16</sub> "	Y	<b>CT3WSRH6424FFL</b>	1,611.	1,774.	1,861.



64" High tower with two box, one file drawer and door and wardrobe (left hand shown)	left hand	23 <sup>7</sup> / <sub>8</sub> "	23 <sup>1</sup> / <sub>2</sub> "	63 <sup>5</sup> / <sub>16</sub> "	Y	<b>CT3WSLH6424BBFL</b>	1,760.	1,936.	2,031.
	right hand	23 <sup>7</sup> / <sub>8</sub> "	23 <sup>1</sup> / <sub>2</sub> "	63 <sup>5</sup> / <sub>16</sub> "	Y	<b>CT3WSRH6424BBFL</b>	1,760.	1,936.	2,031.




Order Code	Specification Information	Application Notes	Critical Dimensions
Example: <b>CT3SBLH5724BBFL-111</b>	For non-locking towers, deduct as follows from the list price for each unit: Deduct \$30 for (1) lock unit, \$60 for a (2) lock unit, and \$75 for a (3) lock unit. Substitute the "L" suffix with an "N" within the pattern number to designate a non-locking unit, example (CT3SLH6424BBFN)	Hanging rails and other accessories are not included and must be ordered separately. Hanging rails are included with 24" and 30" wide lateral drawers only. (See <i>Tower Accessories for pricing and order entry information</i> )	Dimensions under <b>w</b> , <b>d</b> and <b>h</b> are actual to the nearest 1/16"
<b>CT3</b> Calibre Storage Tower		Half depth adjustable shelves and coat hooks may be ordered separately allowing the cupboard area of 15", 24" and 30" wide towers to support binders as well as shorter coats. (See <i>Tower Accessories for pricing and order entry information</i> )	24" Wide 50", 57" and 64" Tower Internal Dimensions
<b>SB</b> Side Access Bookcase	"M" drawer consisting of a box drawer body with a file drawer head are available by substituting any two "B" or any one "F" character within the pattern number, example (CT3SLH6424MFN). Multiple "M" drawers may be specified providing they equal the total modules available.	15" w Side Access and Display towers include (1) lock.	<ul style="list-style-type: none"> <li>Box and M drawer height: 4<sup>5</sup>/<sub>16</sub>"</li> <li>Box and M drawer width: 12<sup>1</sup>/<sub>16</sub>"</li> <li>Box and M drawer depth: 18<sup>3</sup>/<sub>8</sub>"</li> <li>File drawer height: 9<sup>1</sup>/<sub>4</sub>"</li> <li>File drawer width: 12<sup>1</sup>/<sub>16</sub>"</li> <li>File drawer depth: 18<sup>3</sup>/<sub>8</sub>"</li> <li>Wide drawer height: 9<sup>9</sup>/<sub>16</sub>"</li> <li>Wide drawer width: 20<sup>3</sup>/<sub>4</sub>"</li> <li>Wide drawer depth: 22<sup>7</sup>/<sub>8</sub>"</li> </ul>
<b>LH</b> Left Hand Access		Single door towers, double door towers, 24" w and 30" w Side Access and Display towers include (2) locks. (Except full-height doors which include (1) lock)	<p><b>Note:</b> All towers are configured from the top down with standard combinations of box and file drawers.</p> <p><b>Note: Drawer behind door list pricing is as follows: 1=\$255</b></p>
<b>57</b> 64" High		Front Access (only) towers with wardrobe include (3) locks. (Except full-height doors with wardrobe which include (2) locks)	
<b>24</b> 24" Wide			
<b>B</b> Box Drawer			
<b>B</b> Box Drawer			
<b>F</b> File Drawer			
<b>L</b> Locking			
<b>111</b> Black paint finish			


All towers are standard with (1) full depth adjustable shelf, except the 64" h side access display and bookcase towers which have (2) full depth adjustable shelves.

A 6" drawer, behind a cupboard door is available by adding the numeral 1 to the end of the pattern number, example (CT3SLH6424BBFFL1). **Note:** 6" drawers behind doors are not available within the wardrobe portion of towers. Drawers behind doors have painted black fronts.

description	type	w	d	h	lock	pattern no.	P1	P2	P3
64" High tower with one box, two file drawers and door and wardrobe (left hand shown)	left hand	23 <sup>7</sup> / <sub>8</sub> "	23 <sup>1</sup> / <sub>2</sub> "	63 <sup>5</sup> / <sub>16</sub> "	Y	<b>CT3WSLH6424BFFL</b>	\$1,789.	\$1,968.	\$2,066.
	right hand	23 <sup>7</sup> / <sub>8</sub> "	23 <sup>1</sup> / <sub>2</sub> "	63 <sup>5</sup> / <sub>16</sub> "	Y	<b>CT3WSRH6424BFFL</b>	1,789.	1,968.	2,066.



64" High tower with three file drawers and door and wardrobe (left hand shown)	left hand	23 <sup>7</sup> / <sub>8</sub> "	23 <sup>1</sup> / <sub>2</sub> "	63 <sup>5</sup> / <sub>16</sub> "	Y	<b>CT3WSLH6424FFFL</b>	1,782.	1,961.	2,055.
	right hand	23 <sup>7</sup> / <sub>8</sub> "	23 <sup>1</sup> / <sub>2</sub> "	63 <sup>5</sup> / <sub>16</sub> "	Y	<b>CT3WSRH6424FFFL</b>	1,782.	1,961.	2,055.




Order Code	Specification Information	Application Notes	Critical Dimensions
Example: <b>CT3SBLH5724BBFL-111</b>	For non-locking towers, deduct as follows from the list price for each unit: Deduct \$30 for (1) lock unit, \$60 for a (2) lock unit, and \$75 for a (3) lock unit. Substitute the "L" suffix with an "N" within the pattern number to designate a non-locking unit, example (CT3SLH6424BBFN)	Hanging rails and other accessories are not included and must be ordered separately. Hanging rails are included with 24" and 30" wide lateral drawers only. (See <i>Tower Accessories for pricing and order entry information</i> )	Dimensions under <b>w</b> , <b>d</b> and <b>h</b> are actual to the nearest 1/16"
<b>CT3</b> Calibre Storage Tower		Half depth adjustable shelves and coat hooks may be ordered separately allowing the cupboard area of 15", 24" and 30" wide towers to support binders as well as shorter coats. (See <i>Tower Accessories for pricing and order entry information</i> )	24" Wide 50", 57" and 64" Tower Internal Dimensions
<b>SB</b> Side Access Bookcase	"M" drawer consisting of a box drawer body with a file drawer head are available by substituting any two "B" or any one "F" character within the pattern number, example (CT3SLH6424MFN). Multiple "M" drawers may be specified providing they equal the total modules available.	15" w Side Access and Display towers include (1) lock.	<ul style="list-style-type: none"> <li>Box and M drawer height: 4<sup>5</sup>/<sub>16</sub>"</li> <li>Box and M drawer width: 12<sup>1</sup>/<sub>16</sub>"</li> <li>Box and M drawer depth: 18<sup>3</sup>/<sub>8</sub>"</li> <li>File drawer height: 9<sup>1</sup>/<sub>4</sub>"</li> <li>File drawer width: 12<sup>1</sup>/<sub>16</sub>"</li> <li>File drawer depth: 18<sup>3</sup>/<sub>8</sub>"</li> <li>Wide drawer height: 9<sup>9</sup>/<sub>16</sub>"</li> <li>Wide drawer width: 20<sup>3</sup>/<sub>4</sub>"</li> <li>Wide drawer depth: 22<sup>7</sup>/<sub>8</sub>"</li> </ul>
<b>LH</b> Left Hand Access		Single door towers, double door towers, 24" w and 30" w Side Access and Display towers include (2) locks. (Except full-height doors which include (1) lock)	<b>Note:</b> All towers are configured from the top down with standard combinations of box and file drawers.
<b>57</b> 64" High		Front Access (only) towers with wardrobe include (3) locks. (Except full-height doors with wardrobe which include (2) locks)	<b>Note: Drawer behind door list pricing is as follows: 1=\$255</b>
<b>24</b> 24" Wide			
<b>B</b> Box Drawer			
<b>B</b> Box Drawer			
<b>F</b> File Drawer			
<b>L</b> Locking			
<b>111</b> Black paint finish			


All towers are standard with (1) full depth adjustable shelf, except the 64" h side access display and bookcase towers which have (2) full depth adjustable shelves.

A 6" drawer, behind a cupboard door is available by adding the numeral 1 to the end of the pattern number, example (CT3SLH6424BBFFL1). **Note:** 6" drawers behind doors are not available within the wardrobe portion of towers. Drawers behind doors have painted black fronts.

description	type	w	d	h	lock	pattern no.	P1	P2	P3
64" High tower with two box, two file drawers and door and wardrobe (left hand shown)	left hand	23 <sup>7</sup> / <sub>8</sub> "	23 <sup>1</sup> / <sub>2</sub> "	63 <sup>5</sup> / <sub>16</sub> "	Y	<b>CT3WSLH6424BBFFL</b>	\$1,950.	\$2,146.	\$2,252.
	right hand	23 <sup>7</sup> / <sub>8</sub> "	23 <sup>1</sup> / <sub>2</sub> "	63 <sup>5</sup> / <sub>16</sub> "	Y	<b>CT3WSRH6424BBFFL</b>	1,950.	2,146.	2,252.



64" High tower with four file drawers and door and wardrobe (left hand shown)	left hand	23 <sup>7</sup> / <sub>8</sub> "	23 <sup>1</sup> / <sub>2</sub> "	63 <sup>5</sup> / <sub>16</sub> "	Y	<b>CT3WSLH6424FFFFL</b>	1,971.	2,171.	2,280.
	right hand	23 <sup>7</sup> / <sub>8</sub> "	23 <sup>1</sup> / <sub>2</sub> "	63 <sup>5</sup> / <sub>16</sub> "	Y	<b>CT3WSRH6424FFFFL</b>	1,971.	2,171.	2,280.

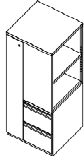


Order Code	Specification Information	Application Notes	Critical Dimensions
Example: <b>CT3SBLH5724BBFL-111</b>	For non-locking towers, deduct as follows from the list price for each unit: Deduct \$30 for (1) lock unit, \$60 for a (2) lock unit, and \$75 for a (3) lock unit. Substitute the "L" suffix with an "N" within the pattern number to designate a non-locking unit, example (CT3SLH6424BBFN)	Hanging rails and other accessories are not included and must be ordered separately. Hanging rails are included with 24" and 30" wide lateral drawers only. (See <i>Tower Accessories for pricing and order entry information</i> )	Dimensions under <b>w</b> , <b>d</b> and <b>h</b> are actual to the nearest 1/16"
<b>CT3</b> Calibre Storage Tower		Half depth adjustable shelves and coat hooks may be ordered separately allowing the cupboard area of 15", 24" and 30" wide towers to support binders as well as shorter coats. (See <i>Tower Accessories for pricing and order entry information</i> )	24" Wide 50", 57" and 64" Tower Internal Dimensions
<b>SB</b> Side Access Bookcase	"M" drawer consisting of a box drawer body with a file drawer head are available by substituting any two "B" or any one "F" character within the pattern number, example (CT3SLH6424MFN). Multiple "M" drawers may be specified providing they equal the total modules available.	15" w Side Access and Display towers include (1) lock.	<ul style="list-style-type: none"> <li>Box and M drawer height: 4<sup>5</sup>/<sub>16</sub>"</li> <li>Box and M drawer width: 12<sup>1</sup>/<sub>16</sub>"</li> <li>Box and M drawer depth: 18<sup>3</sup>/<sub>8</sub>"</li> <li>File drawer height: 9<sup>1</sup>/<sub>4</sub>"</li> <li>File drawer width: 12<sup>1</sup>/<sub>16</sub>"</li> <li>File drawer depth: 18<sup>3</sup>/<sub>8</sub>"</li> <li>Wide drawer height: 9<sup>9</sup>/<sub>16</sub>"</li> <li>Wide drawer width: 20<sup>3</sup>/<sub>4</sub>"</li> <li>Wide drawer depth: 22<sup>7</sup>/<sub>8</sub>"</li> </ul>
<b>LH</b> Left Hand Access		Single door towers, double door towers, 24" w and 30" w Side Access and Display towers include (2) locks. (Except full-height doors which include (1) lock)	<b>Note:</b> All towers are configured from the top down with standard combinations of box and file drawers.
<b>57</b> 64" High		Front Access (only) towers with wardrobe include (3) locks. (Except full-height doors with wardrobe which include (2) locks)	<b>Note: Drawer behind door list pricing is as follows: 1=\$255</b>
<b>24</b> 24" Wide			
<b>B</b> Box Drawer			
<b>B</b> Box Drawer			
<b>F</b> File Drawer			
<b>L</b> Locking			
<b>111</b> Black paint finish			


All towers are standard with (1) full depth adjustable shelf, except the 64" h side access display and bookcase towers which have (2) full depth adjustable shelves.

A 6" drawer, behind a cupboard door is available by adding the numeral 1 to the end of the pattern number, example (CT3SLH6424BBFFL1). **Note:** 6" drawers behind doors are not available within the wardrobe portion of towers. Drawers behind doors have painted black fronts.


description	type	w	d	h	lock	pattern no.	P1	P2	P3
64" High Side Access Bookcase with two file drawers and wardrobe (left hand shown)	left hand	23 <sup>7</sup> / <sub>8</sub> "	23 <sup>1</sup> / <sub>2</sub> "	63 <sup>5</sup> / <sub>16</sub> "	Y	CT3WSBLH6424FFL	\$1,725.	\$1,898.	\$1,994.
	right hand	23 <sup>7</sup> / <sub>8</sub> "	23 <sup>1</sup> / <sub>2</sub> "	63 <sup>5</sup> / <sub>16</sub> "	Y	CT3WSBRH6424FFL	1,725.	1,898.	1,994.



64" High Side Access Bookcase with two box, one file drawer and wardrobe (left hand shown)	left hand	23 <sup>7</sup> / <sub>8</sub> "	23 <sup>1</sup> / <sub>2</sub> "	63 <sup>5</sup> / <sub>16</sub> "	Y	CT3WSBLH6424BBFL	1,809.	1,991.	2,087.
	right hand	23 <sup>7</sup> / <sub>8</sub> "	23 <sup>1</sup> / <sub>2</sub> "	63 <sup>5</sup> / <sub>16</sub> "	Y	CT3WSBRH6424BBFL	1,809.	1,991.	2,087.



64" High Display tower with two file drawers and wardrobe (left hand shown)	left hand	23 <sup>7</sup> / <sub>8</sub> "	23 <sup>1</sup> / <sub>2</sub> "	63 <sup>5</sup> / <sub>16</sub> "	Y	CT3WBDLH6424FFL	1,745.	1,919.	2,016.
	right hand	23 <sup>7</sup> / <sub>8</sub> "	23 <sup>1</sup> / <sub>2</sub> "	63 <sup>5</sup> / <sub>16</sub> "	Y	CT3WBDRH6424FFL	1,745.	1,919.	2,016.



Order Code	Specification Information	Application Notes	Critical Dimensions
Example: <b>CT3SBLH5724BBFL-111</b>	For non-locking towers, deduct as follows from the list price for each unit: Deduct \$30 for (1) lock unit, \$60 for a (2) lock unit, and \$75 for a (3) lock unit. Substitute the "L" suffix with an "N" within the pattern number to designate a non-locking unit, example (CT3SLH6424BBFN)	Hanging rails and other accessories are not included and must be ordered separately. Hanging rails are included with 24" and 30" wide lateral drawers only. (See <i>Tower Accessories for pricing and order entry information</i> )	Dimensions under <b>w</b> , <b>d</b> and <b>h</b> are actual to the nearest 1/16"
<b>CT3</b>	Calibre Storage Tower		24" Wide 50", 57" and 64" Tower Internal Dimensions
<b>SB</b>	Side Access Bookcase		<ul style="list-style-type: none"> <li>Box and M drawer height: 4<sup>5</sup>/<sub>16</sub>"</li> <li>Box and M drawer width: 12<sup>1</sup>/<sub>16</sub>"</li> <li>Box and M drawer depth: 18<sup>3</sup>/<sub>8</sub>"</li> <li>File drawer height: 9<sup>1</sup>/<sub>4</sub>"</li> <li>File drawer width: 12<sup>1</sup>/<sub>16</sub>"</li> <li>File drawer depth: 18<sup>3</sup>/<sub>8</sub>"</li> <li>Wide drawer height: 9<sup>9</sup>/<sub>16</sub>"</li> <li>Wide drawer width: 20<sup>3</sup>/<sub>4</sub>"</li> <li>Wide drawer depth: 22<sup>7</sup>/<sub>8</sub>"</li> </ul>
<b>LH</b>	Left Hand Access		
<b>57</b>	64" High		
<b>24</b>	24" Wide		
<b>B</b>	Box Drawer	"M" drawer consisting of a box drawer body with a file drawer head are available by substituting any two "B" or any one "F" character within the pattern number, example (CT3SLH6424MFN). Multiple "M" drawers may be specified providing they equal the total modules available.	
<b>B</b>	Box Drawer		
<b>F</b>	File Drawer		
<b>L</b>	Locking		
<b>111</b>	Black paint finish		

All towers are standard with (1) full depth adjustable shelf, except the 64" h side access display and bookcase towers which have (2) full depth adjustable shelves.

A 6" drawer, behind a cupboard door is available by adding the numeral 1 to the end of the pattern number, example (CT3SLH6424BBFFL1). **Note:** 6" drawers behind doors are not available within the wardrobe portion of towers. Drawers behind doors have painted black fronts.

15" w Side Access and Display towers include (1) lock.

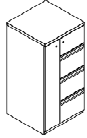
Single door towers, double door towers, 24" w and 30" w Side Access and Display towers include (2) locks. (Except full-height doors which include (1) lock)

Front Access (only) towers with wardrobe include (3) locks. (Except full-height doors with wardrobe which include (2) locks)

**Note:** All towers are configured from the top down with standard combinations of box and file drawers.

**Note: Drawer behind door list pricing is as follows: 1=\$255**

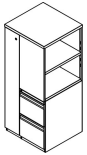
description	type	w	d	h	lock	pattern no.	P1	P2	P3
50" High tower with three file drawers and door and wardrobe (left hand shown)	left hand	23 7/8"	23 1/2"	48 3/16"	Y	CT3WSLH5024FFFL	\$1,702.	\$1,872.	\$1,966.
	right hand	23 7/8"	23 1/2"	48 3/16"	Y	CT3WSRH5024FFFL	1,702.	1,872.	1,966.



50" High Side Access Bookcase with two file drawers and wardrobe (left hand shown)	left hand	23 7/8"	23 1/2"	48 3/16"	Y	CT3WSBLH5024FFL	1,620.	1,784.	1,872.
	right hand	23 7/8"	23 1/2"	48 3/16"	Y	CT3WSBRH5024FFL	1,620.	1,784.	1,872.



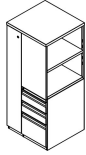
57" High Side Access Bookcase with two file drawers and wardrobe (left hand shown)	left hand	23 7/8"	23 1/2"	56 3/16"	Y	CT3WSBLH5724FFL	1,687.	1,856.	1,948.
	right hand	23 7/8"	23 1/2"	56 3/16"	Y	CT3WSBRH5724FFL	1,687.	1,856.	1,948.




Order Code	Specification Information	Application Notes	Critical Dimensions
Example: <b>CT3SBLH5724BBFL-111</b>	For non-locking towers, deduct as follows from the list price for each unit: Deduct \$30 for (1) lock unit, \$60 for a (2) lock unit, and \$75 for a (3) lock unit. Substitute the "L" suffix with an "N" within the pattern number to designate a non-locking unit, example (CT3SLH6424BBFN)	Hanging rails and other accessories are not included and must be ordered separately. Hanging rails are included with 24" and 30" wide lateral drawers only. (See <i>Tower Accessories for pricing and order entry information</i> )	Dimensions under <b>w</b> , <b>d</b> and <b>h</b> are actual to the nearest 1/16"
<b>CT3</b> Calibre Storage Tower	"M" drawer consisting of a box drawer body with a file drawer head are available by substituting any two "B" or any one "F" character within the pattern number, example (CT3SLH6424MFN). Multiple "M" drawers may be specified providing they equal the total modules available.	Half depth adjustable shelves and coat hooks may be ordered separately allowing the cupboard area of 15", 24" and 30" wide towers to support binders as well as shorter coats. (See <i>Tower Accessories for pricing and order entry information</i> )	24" Wide 50", 57" and 64" Tower Internal Dimensions
<b>SB</b> Side Access Bookcase	A 6" drawer, behind a cupboard door is available by adding the numeral 1 to the end of the pattern number, example (CT3SLH6424BBFFL1). <b>Note:</b> 6" drawers behind doors are not available within the wardrobe portion of towers. Drawers behind doors have painted black fronts.	15" w Side Access and Display towers include (1) lock.	<ul style="list-style-type: none"> <li>Box and M drawer height: 4 3/16"</li> <li>Box and M drawer width: 12 1/16"</li> <li>Box and M drawer depth: 18 3/8"</li> <li>File drawer height: 9 1/4"</li> <li>File drawer width: 12 1/16"</li> <li>File drawer depth: 18 3/8"</li> <li>Wide drawer height: 9 9/16"</li> <li>Wide drawer width: 20 3/4"</li> <li>Wide drawer depth: 22 7/8"</li> </ul>
<b>LH</b> Left Hand Access		Single door towers, double door towers, 24" w and 30" w Side Access and Display towers include (2) locks. (Except full-height doors which include (1) lock)	<b>Note:</b> All towers are configured from the top down with standard combinations of box and file drawers.
<b>57</b> 64" High		Front Access (only) towers with wardrobe include (3) locks. (Except full-height doors with wardrobe which include (2) locks)	<b>Note: Drawer behind door list pricing is as follows: 1=\$255</b>
<b>24</b> 24" Wide			
<b>B</b> Box Drawer			
<b>B</b> Box Drawer			
<b>F</b> File Drawer			
<b>L</b> Locking			
<b>111</b> Black paint finish			

All towers are standard with (1) full depth adjustable shelf, except the 64" h side access display and bookcase towers which have (2) full depth adjustable shelves.

description	type	w	d	h	lock	pattern no.	P1	P2	P3
57" High Side Access Bookcase with two box, one file drawer and wardrobe (left hand shown)	left hand	23 <sup>7</sup> / <sub>8</sub> "	23 <sup>1</sup> / <sub>2</sub> "	56 <sup>3</sup> / <sub>16</sub> "	Y	CT3WSBLH5724BBFL	\$1,771.	\$1,948.	\$2,046.
	right hand	23 <sup>7</sup> / <sub>8</sub> "	23 <sup>1</sup> / <sub>2</sub> "	56 <sup>3</sup> / <sub>16</sub> "	Y	CT3WSBRH5724BBFL	1,771.	1,948.	2,046.



64" High Display tower with two box, one file drawer and wardrobe (left hand shown)	left hand	23 <sup>7</sup> / <sub>8</sub> "	23 <sup>1</sup> / <sub>2</sub> "	63 <sup>5</sup> / <sub>16</sub> "	Y	CT3WBDLH6424BBFL	1,825.	2,007.	2,109.
	right hand	23 <sup>7</sup> / <sub>8</sub> "	23 <sup>1</sup> / <sub>2</sub> "	63 <sup>5</sup> / <sub>16</sub> "	Y	CT3WBDRH6424BBFL	1,825.	2,007.	2,109.



Order Code	Specification Information	Application Notes	Critical Dimensions
Example: <b>CT3SBLH5724BBFL-111</b>	For non-locking towers, deduct as follows from the list price for each unit: Deduct \$30 for (1) lock unit, \$60 for a (2) lock unit, and \$75 for a (3) lock unit. Substitute the "L" suffix with an "N" within the pattern number to designate a non-locking unit, example (CT3SLH6424BBFN)	Hanging rails and other accessories are not included and must be ordered separately. Hanging rails are included with 24" and 30" wide lateral drawers only. (See <i>Tower Accessories for pricing and order entry information</i> )	Dimensions under <b>w</b> , <b>d</b> and <b>h</b> are actual to the nearest 1/16"
<b>CT3</b> Calibre Storage Tower		Half depth adjustable shelves and coat hooks may be ordered separately allowing the cupboard area of 15", 24" and 30" wide towers to support binders as well as shorter coats. (See <i>Tower Accessories for pricing and order entry information</i> )	24" Wide 50", 57" and 64" Tower Internal Dimensions
<b>SB</b> Side Access Bookcase	"M" drawer consisting of a box drawer body with a file drawer head are available by substituting any two "B" or any one "F" character within the pattern number, example (CT3SLH6424MFN). Multiple "M" drawers may be specified providing they equal the total modules available.	15" w Side Access and Display towers include (1) lock.	<ul style="list-style-type: none"> <li>Box and M drawer height: 4<sup>5</sup>/<sub>16</sub>"</li> <li>Box and M drawer width: 12<sup>1</sup>/<sub>16</sub>"</li> <li>Box and M drawer depth: 18<sup>3</sup>/<sub>8</sub>"</li> <li>File drawer height: 9<sup>1</sup>/<sub>4</sub>"</li> <li>File drawer width: 12<sup>1</sup>/<sub>16</sub>"</li> <li>File drawer depth: 18<sup>3</sup>/<sub>8</sub>"</li> <li>Wide drawer height: 9<sup>9</sup>/<sub>16</sub>"</li> <li>Wide drawer width: 20<sup>3</sup>/<sub>4</sub>"</li> <li>Wide drawer depth: 22<sup>7</sup>/<sub>8</sub>"</li> </ul>
<b>LH</b> Left Hand Access		Single door towers, double door towers, 24" w and 30" w Side Access and Display towers include (2) locks. (Except full-height doors which include (1) lock)	<b>Note:</b> All towers are configured from the top down with standard combinations of box and file drawers.
<b>57</b> 64" High		Front Access (only) towers with wardrobe include (3) locks. (Except full-height doors with wardrobe which include (2) locks)	<b>Note: Drawer behind door list pricing is as follows: 1=\$255</b>
<b>24</b> 24" Wide			
<b>B</b> Box Drawer			
<b>B</b> Box Drawer			
<b>F</b> File Drawer			
<b>L</b> Locking			
<b>111</b> Black paint finish			

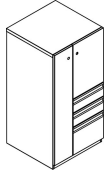
All towers are standard with (1) full depth adjustable shelf, except the 64" h side access display and bookcase towers which have (2) full depth adjustable shelves.

A 6" drawer, behind a cupboard door is available by adding the numeral 1 to the end of the pattern number, example (CT3SLH6424BBFFL1). **Note:** 6" drawers behind doors are not available within the wardrobe portion of towers. Drawers behind doors have painted black fronts.

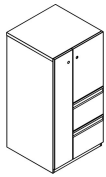
# 24" Wide Storage Towers - Full Height Doors

Calibre

description	type	w	d	h	lock	pattern no.	P1	P2	P3
50" High, tower with two box and one file drawer and door and wardrobe (Left hand shown)	left hand	23 7/8"	23 1/2"	48 3/16"	Y	CT3FWSLH5024BBFL	\$1,697.	\$1,864.	\$1,955.
	right hand	23 7/8"	23 1/2"	48 3/16"	Y	CT3FWSRH5024BBFL	1,697.	1,864.	1,955.



50" High, tower with two file drawers and door and wardrobe (Left hand shown)	left hand	23 7/8"	23 1/2"	48 3/16"	Y	CT3FWSLH5024FFL	1,555.	1,708.	1,791.
	right hand	23 7/8"	23 1/2"	48 3/16"	Y	CT3FWSRH5024FFL	1,555.	1,708.	1,791.



## Order Code

Example:	CT3SBLH5724BBFL-111
CT3	Calibre Storage Tower
SB	Side Access Bookcase
LH	Left Hand Access
57	64" High
24	24" Wide
B	Box Drawer
B	Box Drawer
F	File Drawer
L	Locking
111	Black paint finish

All towers are standard with (1) full depth adjustable shelf, except the 64" h side access display and bookcase towers which have (2) full depth adjustable shelves.

## Specification Information

For non-locking towers, deduct as follows from the list price for each unit: Deduct \$30 for (1) lock unit, \$60 for a (2) lock unit, and \$75 for a (3) lock unit. Substitute the "L" suffix with an "N" within the pattern number to designate a non-locking unit, example (CT3SLH6424BBFN)

"M" drawer consisting of a box drawer body with a file drawer head are available by substituting any two "B" or any one "F" character within the pattern number, example (CT3SLH6424MBFN). Multiple "M" drawers may be specified providing they equal the total modules available.

A 6" drawer, behind a cupboard door is available by adding the numeral 1 to the end of the pattern number, example (CT3SLH6424BBFFL1). **Note:** 6" drawers behind doors are not available within the wardrobe portion of towers. Drawers behind doors have painted black fronts.

## Application Notes

Hanging rails and other accessories are not included and must be ordered separately. Hanging rails are included with 24" and 30" wide lateral drawers only. (See *Tower Accessories for pricing and order entry information*)

Half depth adjustable shelves and coat hooks may be ordered separately allowing the cupboard area of 15", 24" and 30" wide towers to support binders as well as shorter coats. (See *Tower Accessories for pricing and order entry information*)

15" w Side Access and Display towers include (1) lock.

Single door towers, double door towers, 24" w and 30" w Side Access and Display towers include (2) locks. (Except full-height doors which include (1) lock)

Front Access (only) towers with wardrobe include (3) locks. (Except full-height doors with wardrobe which include (2) locks)

Full height door towers are designed to compliment the aesthetic of Dividends Horizon storage components.

Full height door towers (50" h and 57" h) include one fixed shelf and one adjustable shelf. 64" h full height door tower includes one fixed shelf and two adjustable shelves.

## Critical Dimensions

Dimensions under **w**, **d** and **h** are actual to the nearest 1/16"

24" Wide 50", 57" and 64" Tower Internal Dimensions

- Box and M drawer height: 4 5/16"
- Box and M drawer width: 12 1/16"
- Box and M drawer depth: 18 3/8"
- File drawer height: 9 1/4"
- File drawer width: 12 1/16"
- File drawer depth: 18 3/8"
- Wide drawer height: 9 3/16"
- Wide drawer width: 20 3/4"
- Wide drawer depth: 22 7/8"

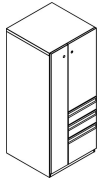
**Note:** All towers are configured from the top down with standard combinations of box and file drawers.

**Note: Drawer behind door list pricing is as follows: 1=\$255**

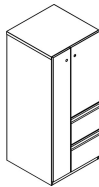
Add a "Y" to the end of a pattern number to specify a front color that is different from the case color. P3 pricing automatically applies for all colors when utilizing this option.



description	type	w	d	h	lock	pattern no.	P1	P2	P3
57" High, tower with two box and one file drawer and door and wardrobe (Left hand shown)	left hand	23 7/8"	23 1/2"	56 3/16"	Y	CT3FWSLH5724BBFL	\$1,795.	\$1,971.	\$2,068.
	right hand	23 7/8"	23 1/2"	56 3/16"	Y	CT3FWSRH5724BBFL	1,795.	1,971.	2,068.



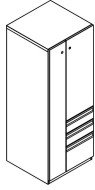
57" High, tower with two file drawers and door and wardrobe (Left hand shown)	left hand	23 7/8"	23 1/2"	56 3/16"	Y	CT3FWSLH5724FFL	1,648.	1,808.	1,898.
	right hand	23 7/8"	23 1/2"	56 3/16"	Y	CT3FWSRH5724FFL	1,648.	1,808.	1,898.



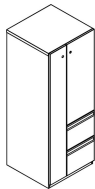
Order Code	Specification Information	Application Notes	Critical Dimensions																				
<p>Example: <b>CT3SBLH5724BBFL-111</b></p> <table border="1"> <tr><td><b>CT3</b></td><td>Calibre Storage Tower</td></tr> <tr><td><b>SB</b></td><td>Side Access Bookcase</td></tr> <tr><td><b>LH</b></td><td>Left Hand Access</td></tr> <tr><td><b>57</b></td><td>64" High</td></tr> <tr><td><b>24</b></td><td>24" Wide</td></tr> <tr><td><b>B</b></td><td>Box Drawer</td></tr> <tr><td><b>B</b></td><td>Box Drawer</td></tr> <tr><td><b>F</b></td><td>File Drawer</td></tr> <tr><td><b>L</b></td><td>Locking</td></tr> <tr><td><b>111</b></td><td>Black paint finish</td></tr> </table> <p>All towers are standard with (1) full depth adjustable shelf, except the 64" h side access display and bookcase towers which have (2) full depth adjustable shelves.</p>	<b>CT3</b>	Calibre Storage Tower	<b>SB</b>	Side Access Bookcase	<b>LH</b>	Left Hand Access	<b>57</b>	64" High	<b>24</b>	24" Wide	<b>B</b>	Box Drawer	<b>B</b>	Box Drawer	<b>F</b>	File Drawer	<b>L</b>	Locking	<b>111</b>	Black paint finish	<p>For non-locking towers, deduct as follows from the list price for each unit: Deduct \$30 for (1) lock unit, \$60 for a (2) lock unit, and \$75 for a (3) lock unit. Substitute the "L" suffix with an "N" within the pattern number to designate a non-locking unit, example (CT3SLH6424BBFN)</p> <p>"M" drawer consisting of a box drawer body with a file drawer head are available by substituting any two "B" or any one "F" character within the pattern number, example (CT3SLH6424MBFN). Multiple "M" drawers may be specified providing they equal the total modules available.</p> <p>A 6" drawer, behind a cupboard door is available by adding the numeral 1 to the end of the pattern number, example (CT3SLH6424BBFFL1). <b>Note:</b> 6" drawers behind doors are not available within the wardrobe portion of towers. Drawers behind doors have painted black fronts.</p>	<p>Hanging rails and other accessories are not included and must be ordered separately. Hanging rails are included with 24" and 30" wide lateral drawers only. (See <i>Tower Accessories for pricing and order entry information</i>)</p> <p>Half depth adjustable shelves and coat hooks may be ordered separately allowing the cupboard area of 15", 24" and 30" wide towers to support binders as well as shorter coats. (See <i>Tower Accessories for pricing and order entry information</i>)</p> <p>15" w Side Access and Display towers include (1) lock.</p> <p>Single door towers, double door towers, 24" w and 30" w Side Access and Display towers include (2) locks. (Except full-height doors which include (1) lock)</p> <p>Front Access (only) towers with wardrobe include (3) locks. (Except full-height doors with wardrobe which include (2) locks)</p> <p>Full height door towers are designed to compliment the aesthetic of Dividends Horizon storage components.</p> <p>Full height door towers (50" h and 57" h) include one fixed shelf and one adjustable shelf. 64" h full height door tower includes one fixed shelf and two adjustable shelves.</p>	<p>Dimensions under <b>w</b>, <b>d</b> and <b>h</b> are actual to the nearest 1/16"</p> <p>24" Wide 50", 57" and 64" Tower Internal Dimensions</p> <ul style="list-style-type: none"> <li>• Box and M drawer height: 4 5/16"</li> <li>• Box and M drawer width: 12 1/16"</li> <li>• Box and M drawer depth: 18 3/8"</li> <li>• File drawer height: 9 1/4"</li> <li>• File drawer width: 12 1/16"</li> <li>• File drawer depth: 18 3/8"</li> <li>• Wide drawer height: 9 3/16"</li> <li>• Wide drawer width: 20 3/4"</li> <li>• Wide drawer depth: 22 7/8"</li> </ul> <p><b>Note:</b> All towers are configured from the top down with standard combinations of box and file drawers.</p> <p><b>Note: Drawer behind door list pricing is as follows: 1=\$255</b></p> <p>Add a "Y" to the end of a pattern number to specify a front color that is different from the case color. P3 pricing automatically applies for all colors when utilizing this option.</p>
<b>CT3</b>	Calibre Storage Tower																						
<b>SB</b>	Side Access Bookcase																						
<b>LH</b>	Left Hand Access																						
<b>57</b>	64" High																						
<b>24</b>	24" Wide																						
<b>B</b>	Box Drawer																						
<b>B</b>	Box Drawer																						
<b>F</b>	File Drawer																						
<b>L</b>	Locking																						
<b>111</b>	Black paint finish																						



description	type	w	d	h	lock	pattern no.	P1	P2	P3
64" High, tower with two box and one file drawer and door and wardrobe (Left hand shown)	left hand	23 7/8"	23 1/2"	63 3/16"	Y	CT3FWSLH6424BBFL	\$1,791.	\$1,967.	\$2,061.
	right hand	23 7/8"	23 1/2"	63 3/16"	Y	CT3FWSRH6424BBFL	1,791.	1,967.	2,061.

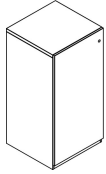


64" High, tower with two file drawers and door and wardrobe (Left hand shown)	left hand	23 7/8"	23 1/2"	63 3/16"	Y	CT3FWSLH6424FFL	1,643.	1,805.	1,893.
	right hand	23 7/8"	23 1/2"	63 3/16"	Y	CT3FWSRH6424FFL	1,643.	1,805.	1,893.

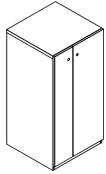


Order Code	Specification Information	Application Notes	Critical Dimensions																				
<p>Example: <b>CT3SBLH5724BBFL-111</b></p> <table border="1"> <tr><td><b>CT3</b></td><td>Calibre Storage Tower</td></tr> <tr><td><b>SB</b></td><td>Side Access Bookcase</td></tr> <tr><td><b>LH</b></td><td>Left Hand Access</td></tr> <tr><td><b>57</b></td><td>64" High</td></tr> <tr><td><b>24</b></td><td>24" Wide</td></tr> <tr><td><b>B</b></td><td>Box Drawer</td></tr> <tr><td><b>B</b></td><td>Box Drawer</td></tr> <tr><td><b>F</b></td><td>File Drawer</td></tr> <tr><td><b>L</b></td><td>Locking</td></tr> <tr><td><b>111</b></td><td>Black paint finish</td></tr> </table> <p>All towers are standard with (1) full depth adjustable shelf, except the 64" h side access display and bookcase towers which have (2) full depth adjustable shelves.</p>	<b>CT3</b>	Calibre Storage Tower	<b>SB</b>	Side Access Bookcase	<b>LH</b>	Left Hand Access	<b>57</b>	64" High	<b>24</b>	24" Wide	<b>B</b>	Box Drawer	<b>B</b>	Box Drawer	<b>F</b>	File Drawer	<b>L</b>	Locking	<b>111</b>	Black paint finish	<p>For non-locking towers, deduct as follows from the list price for each unit: Deduct \$30 for (1) lock unit, \$60 for a (2) lock unit, and \$75 for a (3) lock unit. Substitute the "L" suffix with an "N" within the pattern number to designate a non-locking unit, example (CT3SLH6424BBFN)</p> <p>"M" drawer consisting of a box drawer body with a file drawer head are available by substituting any two "B" or any one "F" character within the pattern number, example (CT3SLH6424MBFN). Multiple "M" drawers may be specified providing they equal the total modules available.</p> <p>A 6" drawer, behind a cupboard door is available by adding the numeral 1 to the end of the pattern number, example (CT3SLH6424BBFFL1). <b>Note:</b> 6" drawers behind doors are not available within the wardrobe portion of towers. Drawers behind doors have painted black fronts.</p>	<p>Hanging rails and other accessories are not included and must be ordered separately. Hanging rails are included with 24" and 30" wide lateral drawers only. (See <i>Tower Accessories for pricing and order entry information</i>)</p> <p>Half depth adjustable shelves and coat hooks may be ordered separately allowing the cupboard area of 15", 24" and 30" wide towers to support binders as well as shorter coats. (See <i>Tower Accessories for pricing and order entry information</i>)</p> <p>15" w Side Access and Display towers include (1) lock.</p> <p>Single door towers, double door towers, 24" w and 30" w Side Access and Display towers include (2) locks. (Except full-height doors which include (1) lock)</p> <p>Front Access (only) towers with wardrobe include (3) locks. (Except full-height doors with wardrobe which include (2) locks)</p> <p>Full height door towers are designed to compliment the aesthetic of Dividends Horizon storage components.</p> <p>Full height door towers (50" h and 57" h) include one fixed shelf and one adjustable shelf. 64" h full height door tower includes one fixed shelf and two adjustable shelves.</p>	<p>Dimensions under <b>w</b>, <b>d</b> and <b>h</b> are actual to the nearest 1/16"</p> <p>24" Wide 50", 57" and 64" Tower Internal Dimensions</p> <ul style="list-style-type: none"> <li>• Box and M drawer height: 4 5/16"</li> <li>• Box and M drawer width: 12 1/16"</li> <li>• Box and M drawer depth: 18 3/8"</li> <li>• File drawer height: 9 1/4"</li> <li>• File drawer width: 12 1/16"</li> <li>• File drawer depth: 18 3/8"</li> <li>• Wide drawer height: 9 3/16"</li> <li>• Wide drawer width: 20 3/4"</li> <li>• Wide drawer depth: 22 7/8"</li> </ul> <p><b>Note:</b> All towers are configured from the top down with standard combinations of box and file drawers.</p> <p><b>Note: Drawer behind door list pricing is as follows: 1=\$255</b></p> <p>Add a "Y" to the end of a pattern number to specify a front color that is different from the case color. P3 pricing automatically applies for all colors when utilizing this option.</p>
<b>CT3</b>	Calibre Storage Tower																						
<b>SB</b>	Side Access Bookcase																						
<b>LH</b>	Left Hand Access																						
<b>57</b>	64" High																						
<b>24</b>	24" Wide																						
<b>B</b>	Box Drawer																						
<b>B</b>	Box Drawer																						
<b>F</b>	File Drawer																						
<b>L</b>	Locking																						
<b>111</b>	Black paint finish																						

description	type	w	d	h	lock	pattern no.	P1	P2	P3
50" High, tower with one single (full height door) (Left hand shown)	left hand	23 <sup>7</sup> / <sub>8</sub> "	23 <sup>1</sup> / <sub>2</sub> "	48 <sup>5</sup> / <sub>16</sub> "	Y	<b>CT3FSLH5024L</b>	\$1,181.	\$1,307.	\$1,375.
	right hand	23 <sup>7</sup> / <sub>8</sub> "	23 <sup>1</sup> / <sub>2</sub> "	48 <sup>5</sup> / <sub>16</sub> "	Y	<b>CT3FSRH5024L</b>	1,181.	1,307.	1,375.



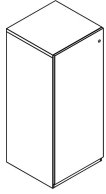
50" High, tower with wardrobe/cabinet (full height door)(Left hand shown)	left hand	23 <sup>7</sup> / <sub>8</sub> "	23 <sup>1</sup> / <sub>2</sub> "	48 <sup>5</sup> / <sub>16</sub> "	Y	<b>CT3FWSLH5024L</b>	1,388.	1,532.	1,611.
	right hand	23 <sup>7</sup> / <sub>8</sub> "	23 <sup>1</sup> / <sub>2</sub> "	48 <sup>5</sup> / <sub>16</sub> "	Y	<b>CT3FWSRH5024L</b>	1,388.	1,532.	1,611.



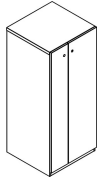
Order Code	Specification Information	Application Notes	Critical Dimensions
Example: <b>CT3SBLH5724BBFL-111</b>			
<b>CT3</b> Calibre Storage Tower	<p>For non-locking towers, deduct as follows from the list price for each unit: Deduct \$30 for (1) lock unit, \$60 for a (2) lock unit, and \$75 for a (3) lock unit. Substitute the "L" suffix with an "N" within the pattern number to designate a non-locking unit, example (CT3SLH6424BBFN)</p> <p>"M" drawer consisting of a box drawer body with a file drawer head are available by substituting any two "B" or any one "F" character within the pattern number, example (CT3SLH6424MBFN). Multiple "M" drawers may be specified providing they equal the total modules available.</p> <p>A 6" drawer, behind a cupboard door is available by adding the numeral 1 to the end of the pattern number, example (CT3SLH6424BBFFL1). <b>Note:</b> 6" drawers behind doors are not available within the wardrobe portion of towers. Drawers behind doors have painted black fronts.</p>	<p>Hanging rails and other accessories are not included and must be ordered separately. Hanging rails are included with 24" and 30" wide lateral drawers only. (See <i>Tower Accessories for pricing and order entry information</i>)</p> <p>Half depth adjustable shelves and coat hooks may be ordered separately allowing the cupboard area of 15", 24" and 30" wide towers to support binders as well as shorter coats. (See <i>Tower Accessories for pricing and order entry information</i>)</p> <p>15" w Side Access and Display towers include (1) lock.</p> <p>Single door towers, double door towers, 24" w and 30" w Side Access and Display towers include (2) locks. (Except full-height doors which include (1) lock)</p> <p>Front Access (only) towers with wardrobe include (3) locks. (Except full-height doors with wardrobe which include (2) locks)</p> <p>Full height door towers are designed to compliment the aesthetic of Dividends Horizon storage components.</p> <p>Full height door towers (50" h and 57" h) include one fixed shelf and one adjustable shelf. 64" h full height door tower includes one fixed shelf and two adjustable shelves.</p>	<p>Dimensions under <b>w</b>, <b>d</b> and <b>h</b> are actual to the nearest <sup>1</sup>/<sub>16</sub>"</p> <p>24" Wide 50", 57" and 64" Tower Internal Dimensions</p> <ul style="list-style-type: none"> <li>• Box and M drawer height: 4<sup>5</sup>/<sub>16</sub>"</li> <li>• Box and M drawer width: 12<sup>1</sup>/<sub>16</sub>"</li> <li>• Box and M drawer depth: 18<sup>3</sup>/<sub>8</sub>"</li> <li>• File drawer height: 9<sup>1</sup>/<sub>4</sub>"</li> <li>• File drawer width: 12<sup>1</sup>/<sub>16</sub>"</li> <li>• File drawer depth: 18<sup>3</sup>/<sub>8</sub>"</li> <li>• Wide drawer height: 9<sup>7</sup>/<sub>16</sub>"</li> <li>• Wide drawer width: 20<sup>3</sup>/<sub>4</sub>"</li> <li>• Wide drawer depth: 22<sup>7</sup>/<sub>8</sub>"</li> </ul> <p><b>Note:</b> All towers are configured from the top down with standard combinations of box and file drawers.</p> <p><b>Note: Drawer behind door list pricing is as follows: 1=\$255</b></p> <p>Add a "Y" to the end of a pattern number to specify a front color that is different from the case color. P3 pricing automatically applies for all colors when utilizing this option.</p>
<b>SB</b> Side Access Bookcase			
<b>LH</b> Left Hand Access			
<b>57</b> 64" High			
<b>24</b> 24" Wide			
<b>B</b> Box Drawer			
<b>B</b> Box Drawer			
<b>F</b> File Drawer			
<b>L</b> Locking			
<b>111</b> Black paint finish			

All towers are standard with (1) full depth adjustable shelf, except the 64" h side access display and bookcase towers which have (2) full depth adjustable shelves.

description	type	w	d	h	lock	pattern no.	P1	P2	P3
57" High, tower with one single (full height door) (Left hand shown)	left hand	23 <sup>7</sup> / <sub>8</sub> "	23 <sup>1</sup> / <sub>2</sub> "	56 <sup>3</sup> / <sub>16</sub> "	Y	<b>CT3FSLH5724L</b>	\$1,230.	\$1,356.	\$1,427.
	right hand	23 <sup>7</sup> / <sub>8</sub> "	23 <sup>1</sup> / <sub>2</sub> "	56 <sup>3</sup> / <sub>16</sub> "	Y	<b>CT3FSRH5724L</b>	1,230.	1,356.	1,427.



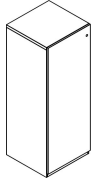
57" High, tower with wardrobe/cabinet (full height door)(Left hand shown)	left hand	23 <sup>7</sup> / <sub>8</sub> "	23 <sup>1</sup> / <sub>2</sub> "	56 <sup>3</sup> / <sub>16</sub> "	Y	<b>CT3FWSLH5724L</b>	1,418.	1,565.	1,647.
	right hand	23 <sup>7</sup> / <sub>8</sub> "	23 <sup>1</sup> / <sub>2</sub> "	56 <sup>3</sup> / <sub>16</sub> "	Y	<b>CT3FWSRH5724L</b>	1,418.	1,565.	1,647.



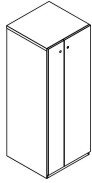
Order Code	Specification Information	Application Notes	Critical Dimensions
Example: <b>CT3SBLH5724BBFL-111</b>			
<b>CT3</b> Calibre Storage Tower	<p>For non-locking towers, deduct as follows from the list price for each unit: Deduct \$30 for (1) lock unit, \$60 for a (2) lock unit, and \$75 for a (3) lock unit. Substitute the "L" suffix with an "N" within the pattern number to designate a non-locking unit, example (CT3SLH6424BBFN)</p> <p>"M" drawer consisting of a box drawer body with a file drawer head are available by substituting any two "B" or any one "F" character within the pattern number, example (CT3SLH6424MBFN). Multiple "M" drawers may be specified providing they equal the total modules available.</p> <p>A 6" drawer, behind a cupboard door is available by adding the numeral 1 to the end of the pattern number, example (CT3SLH6424BBFFL1). <b>Note:</b> 6" drawers behind doors are not available within the wardrobe portion of towers. Drawers behind doors have painted black fronts.</p>	<p>Hanging rails and other accessories are not included and must be ordered separately. Hanging rails are included with 24" and 30" wide lateral drawers only. (See <i>Tower Accessories for pricing and order entry information</i>)</p> <p>Half depth adjustable shelves and coat hooks may be ordered separately allowing the cupboard area of 15", 24" and 30" wide towers to support binders as well as shorter coats. (See <i>Tower Accessories for pricing and order entry information</i>)</p> <p>15" w Side Access and Display towers include (1) lock.</p> <p>Single door towers, double door towers, 24" w and 30" w Side Access and Display towers include (2) locks. (Except full-height doors which include (1) lock)</p> <p>Front Access (only) towers with wardrobe include (3) locks. (Except full-height doors with wardrobe which include (2) locks)</p> <p>Full height door towers are designed to compliment the aesthetic of Dividends Horizon storage components.</p> <p>Full height door towers (50" h and 57" h) include one fixed shelf and one adjustable shelf. 64" h full height door tower includes one fixed shelf and two adjustable shelves.</p>	<p>Dimensions under <b>w</b>, <b>d</b> and <b>h</b> are actual to the nearest <sup>1</sup>/<sub>16</sub>"</p> <p>24" Wide 50", 57" and 64" Tower Internal Dimensions</p> <ul style="list-style-type: none"> <li>• Box and M drawer height: 4<sup>5</sup>/<sub>16</sub>"</li> <li>• Box and M drawer width: 12<sup>1</sup>/<sub>16</sub>"</li> <li>• Box and M drawer depth: 18<sup>3</sup>/<sub>8</sub>"</li> <li>• File drawer height: 9<sup>1</sup>/<sub>4</sub>"</li> <li>• File drawer width: 12<sup>1</sup>/<sub>16</sub>"</li> <li>• File drawer depth: 18<sup>3</sup>/<sub>8</sub>"</li> <li>• Wide drawer height: 9<sup>3</sup>/<sub>16</sub>"</li> <li>• Wide drawer width: 20<sup>3</sup>/<sub>4</sub>"</li> <li>• Wide drawer depth: 22<sup>7</sup>/<sub>8</sub>"</li> </ul> <p><b>Note:</b> All towers are configured from the top down with standard combinations of box and file drawers.</p> <p><b>Note: Drawer behind door list pricing is as follows: 1=\$255</b></p> <p>Add a "Y" to the end of a pattern number to specify a front color that is different from the case color. P3 pricing automatically applies for all colors when utilizing this option.</p>
<b>SB</b> Side Access Bookcase			
<b>LH</b> Left Hand Access			
<b>57</b> 64" High			
<b>24</b> 24" Wide			
<b>B</b> Box Drawer			
<b>B</b> Box Drawer			
<b>F</b> File Drawer			
<b>L</b> Locking			
<b>111</b> Black paint finish			

All towers are standard with (1) full depth adjustable shelf, except the 64" h side access display and bookcase towers which have (2) full depth adjustable shelves.

description	type	w	d	h	lock	pattern no.	P1	P2	P3
64" High, tower with one single (full height door) (Left hand shown)	left hand	23 <sup>7</sup> / <sub>8</sub> "	23 <sup>1</sup> / <sub>2</sub> "	63 <sup>5</sup> / <sub>16</sub> "	Y	<b>CT3FSLH6424L</b>	\$1,251.	\$1,383.	\$1,454.
	right hand	23 <sup>7</sup> / <sub>8</sub> "	23 <sup>1</sup> / <sub>2</sub> "	63 <sup>5</sup> / <sub>16</sub> "	Y	<b>CT3FSRH6424L</b>	1,251.	1,383.	1,454.



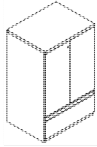
64" High, tower with wardrobe/cabinet (full height door)(Left hand shown)	left hand	23 <sup>7</sup> / <sub>8</sub> "	23 <sup>1</sup> / <sub>2</sub> "	63 <sup>5</sup> / <sub>16</sub> "	Y	<b>CT3FWSLH6424L</b>	1,445.	1,596.	1,681.
	right hand	23 <sup>7</sup> / <sub>8</sub> "	23 <sup>1</sup> / <sub>2</sub> "	63 <sup>5</sup> / <sub>16</sub> "	Y	<b>CT3FWSRH6424L</b>	1,445.	1,596.	1,681.



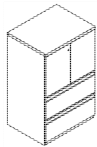
Order Code	Specification Information	Application Notes	Critical Dimensions
Example: <b>CT3SBLH5724BBFL-111</b>			
<b>CT3</b> Calibre Storage Tower	<p>For non-locking towers, deduct as follows from the list price for each unit: Deduct \$30 for (1) lock unit, \$60 for a (2) lock unit, and \$75 for a (3) lock unit. Substitute the "L" suffix with an "N" within the pattern number to designate a non-locking unit, example (CT3SLH6424BBFN)</p> <p>"M" drawer consisting of a box drawer body with a file drawer head are available by substituting any two "B" or any one "F" character within the pattern number, example (CT3SLH6424MBFN). Multiple "M" drawers may be specified providing they equal the total modules available.</p> <p>A 6" drawer, behind a cupboard door is available by adding the numeral 1 to the end of the pattern number, example (CT3SLH6424BBFFL1). <b>Note:</b> 6" drawers behind doors are not available within the wardrobe portion of towers. Drawers behind doors have painted black fronts.</p>	<p>Hanging rails and other accessories are not included and must be ordered separately. Hanging rails are included with 24" and 30" wide lateral drawers only. (See <i>Tower Accessories for pricing and order entry information</i>)</p> <p>Half depth adjustable shelves and coat hooks may be ordered separately allowing the cupboard area of 15", 24" and 30" wide towers to support binders as well as shorter coats. (See <i>Tower Accessories for pricing and order entry information</i>)</p> <p>15" w Side Access and Display towers include (1) lock.</p> <p>Single door towers, double door towers, 24" w and 30" w Side Access and Display towers include (2) locks. (Except full-height doors which include (1) lock)</p> <p>Front Access (only) towers with wardrobe include (3) locks. (Except full-height doors with wardrobe which include (2) locks)</p> <p>Full height door towers are designed to compliment the aesthetic of Dividends Horizon storage components.</p> <p>Full height door towers (50" h and 57" h) include one fixed shelf and one adjustable shelf. 64" h full height door tower includes one fixed shelf and two adjustable shelves.</p>	<p>Dimensions under <b>w</b>, <b>d</b> and <b>h</b> are actual to the nearest <sup>1</sup>/<sub>16</sub>"</p> <p>24" Wide 50", 57" and 64" Tower Internal Dimensions</p> <ul style="list-style-type: none"> <li>• Box and M drawer height: 4<sup>5</sup>/<sub>16</sub>"</li> <li>• Box and M drawer width: 12<sup>1</sup>/<sub>16</sub>"</li> <li>• Box and M drawer depth: 18<sup>3</sup>/<sub>8</sub>"</li> <li>• File drawer height: 9<sup>1</sup>/<sub>4</sub>"</li> <li>• File drawer width: 12<sup>1</sup>/<sub>16</sub>"</li> <li>• File drawer depth: 18<sup>3</sup>/<sub>8</sub>"</li> <li>• Wide drawer height: 9<sup>7</sup>/<sub>16</sub>"</li> <li>• Wide drawer width: 20<sup>3</sup>/<sub>4</sub>"</li> <li>• Wide drawer depth: 22<sup>7</sup>/<sub>8</sub>"</li> </ul> <p><b>Note:</b> All towers are configured from the top down with standard combinations of box and file drawers.</p> <p><b>Note: Drawer behind door list pricing is as follows: 1=\$255</b></p> <p>Add a "Y" to the end of a pattern number to specify a front color that is different from the case color. P3 pricing automatically applies for all colors when utilizing this option.</p>
<b>SB</b> Side Access Bookcase			
<b>LH</b> Left Hand Access			
<b>57</b> 64" High			
<b>24</b> 24" Wide			
<b>B</b> Box Drawer			
<b>B</b> Box Drawer			
<b>F</b> File Drawer			
<b>L</b> Locking			
<b>111</b> Black paint finish			

All towers are standard with (1) full depth adjustable shelf, except the 64" h side access display and bookcase towers which have (2) full depth adjustable shelves.

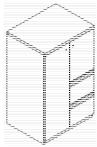
description	type	w	d	h	pattern no.	P1	P2	P3
50" High Double Door tower with one wide drawer		29 <sup>7</sup> / <sub>8</sub> "	23 1/2"	48 <sup>5</sup> / <sub>16</sub> "	<b>CT3D5030WL</b>	\$1,599.	\$1,759.	\$1,845.



50" High Double Door tower with two wide drawers		29 <sup>7</sup> / <sub>8</sub> "	23 1/2"	48 <sup>5</sup> / <sub>16</sub> "	<b>CT3D5030WWL</b>	1,912.	2,102.	2,206.
--	--	----------------------------------	---------	-----------------------------------	--------------------	--------	--------	--------

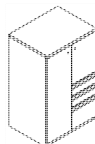


50" High tower with two file drawers and door and wardrobe (left hand shown)	left hand	29 <sup>7</sup> / <sub>8</sub> "	23 1/2"	48 <sup>5</sup> / <sub>16</sub> "	<b>CT3WSLH5030FFL</b>	1,506.	1,657.	1,741.
	right hand	29 <sup>7</sup> / <sub>8</sub> "	23 1/2"	48 <sup>5</sup> / <sub>16</sub> "	<b>CT3WSRH5030FFL</b>	1,506.	1,657.	1,741.

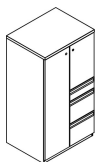


Order Code	Specification Information	Application Notes	Critical Dimensions
Example: <b>CT3WSLH5730BBFL-111</b>	For non-locking towers, deduct \$60 from the list price for single door and double door units or \$75 list for units with wardrobe. Substitute the "L" suffix with a "N" within the pattern number to designate a non-locking unit, example (CT3WSLH5030BBFN)	Hanging rails and other accessories are not included and must be ordered separately. Hanging rails are included with 24" and 30" wide lateral drawers only. (See <i>Tower Accessories for pricing and order entry information</i> )	Dimensions under <b>w</b> , <b>d</b> and <b>h</b> are actual to the nearest 1/16"
<b>CT3</b>	Calibre Storage Tower		24" Wide 50", 57" and 64" Tower Internal Dimensions <ul style="list-style-type: none"> <li>• Box and M drawer height: 4<sup>5</sup>/<sub>16</sub>"</li> <li>• Box and M drawer width: 12<sup>1</sup>/<sub>16</sub>"</li> <li>• Box and M drawer depth: 18<sup>3</sup>/<sub>8</sub>"</li> <li>• File drawer height: 9<sup>1</sup>/<sub>4</sub>"</li> <li>• File drawer width: 12<sup>1</sup>/<sub>16</sub>"</li> <li>• File drawer depth: 18<sup>3</sup>/<sub>8</sub>"</li> <li>• Wide drawer height: 9<sup>9</sup>/<sub>16</sub>"</li> <li>• Wide drawer width: 20<sup>3</sup>/<sub>4</sub>"</li> <li>• Wide drawer depth: 22<sup>7</sup>/<sub>8</sub>"</li> </ul>
<b>WS</b>	Wardrobe and Single Door		
<b>LH</b>	Left Hand Access		
<b>57</b>	50" High		
<b>30</b>	30" Wide		
<b>B</b>	Box Drawer	Half depth adjustable shelves and coat hooks may be ordered separately allowing the cupboard area of 15", 24" and 30" wide towers to support binders as well as shorter coats. (See <i>Tower Accessories for pricing and order entry information</i> )	
<b>B</b>	Box Drawer		
<b>F</b>	File Drawer		
<b>L</b>	Locking		
<b>111</b>	Black paint finish	15" w Side Access and Display towers include (1) lock.	
	All towers are standard with (1) full depth adjustable shelf, except the 64" h side access display and bookcase towers which have (2) full depth adjustable shelves.	Single door towers, double door towers, 24" w and 30" w Side Access and Display towers include (2) locks. (Except full-height doors which include (1) lock)	<b>Note:</b> All towers are configured from the top down with standard combinations of box and file drawers.
	A 6" drawer, behind a cupboard door is available by adding the numeral 1 to the end of the pattern number, example (CT3SLH6424BBFFL1). <b>Note:</b> 6" drawers behind doors are not available within the wardrobe portion of towers. Drawers behind doors have painted black fronts.	Front Access (only) towers with wardrobe include (3) locks. (Except full-height doors with wardrobe which include (2) locks)	<b>Note: Drawer behind door list pricing is as follows: 1=\$255</b>

description	type	w	d	h	pattern no.	P1	P2	P3
50" High tower with two box, one file drawer and door and wardrobe (left hand shown)	left hand	29 <sup>7</sup> / <sub>8</sub> "	23 <sup>1</sup> / <sub>2</sub> "	48 <sup>5</sup> / <sub>16</sub> "	<b>CT3WSLH5030BBFL</b>	\$1,638.	\$1,806.	\$1,895.
	right hand	29 <sup>7</sup> / <sub>8</sub> "	23 <sup>1</sup> / <sub>2</sub> "	48 <sup>5</sup> / <sub>16</sub> "	<b>CT3WSRH5030BBFL</b>	1,638.	1,806.	1,895.



50" High tower with one box, two file drawers and door and wardrobe (left hand shown)	left hand	29 <sup>7</sup> / <sub>8</sub> "	23 <sup>1</sup> / <sub>2</sub> "	48 <sup>5</sup> / <sub>16</sub> "	<b>CT3WSLH5030BBFL</b>	1,654.	1,817.	1,911.
	right hand	29 <sup>7</sup> / <sub>8</sub> "	23 <sup>1</sup> / <sub>2</sub> "	48 <sup>5</sup> / <sub>16</sub> "	<b>CT3WSRH5030BBFL</b>	1,654.	1,817.	1,911.



50" High tower with two box, two file drawers and door and wardrobe (left hand shown)	left hand	29 <sup>7</sup> / <sub>8</sub> "	23 <sup>1</sup> / <sub>2</sub> "	48 <sup>5</sup> / <sub>16</sub> "	<b>CT3WSLH5030BBFL</b>	1,793.	1,973.	2,073.
	right hand	29 <sup>7</sup> / <sub>8</sub> "	23 <sup>1</sup> / <sub>2</sub> "	48 <sup>5</sup> / <sub>16</sub> "	<b>CT3WSRH5030BBFL</b>	1,793.	1,973.	2,073.



Order Code	Specification Information	Application Notes	Critical Dimensions
Example: <b>CT3WSLH5730BBFL-111</b>	For non-locking towers, deduct \$60 from the list price for single door and double door units or \$75 list for units with wardrobe. Substitute the "L" suffix with a "N" within the pattern number to designate a non-locking unit, example (CT3WSLH5030BBFN)	Hanging rails and other accessories are not included and must be ordered separately. Hanging rails are included with 24" and 30" wide lateral drawers only. (See <i>Tower Accessories for pricing and order entry information</i> )	Dimensions under <b>w</b> , <b>d</b> and <b>h</b> are actual to the nearest 1/16"
<b>CT3</b>	Calibre Storage Tower		24" Wide 50", 57" and 64" Tower Internal Dimensions
<b>WS</b>	Wardrobe and Single Door		<ul style="list-style-type: none"> <li>Box and M drawer height: 4<sup>5</sup>/<sub>16</sub>"</li> <li>Box and M drawer width: 12<sup>1</sup>/<sub>16</sub>"</li> <li>Box and M drawer depth: 18<sup>3</sup>/<sub>8</sub>"</li> <li>File drawer height: 9<sup>1</sup>/<sub>4</sub>"</li> <li>File drawer width: 12<sup>1</sup>/<sub>16</sub>"</li> <li>File drawer depth: 18<sup>3</sup>/<sub>8</sub>"</li> <li>Wide drawer height: 9<sup>9</sup>/<sub>16</sub>"</li> <li>Wide drawer width: 20<sup>3</sup>/<sub>4</sub>"</li> <li>Wide drawer depth: 22<sup>7</sup>/<sub>8</sub>"</li> </ul>
<b>LH</b>	Left Hand Access		
<b>57</b>	50" High		
<b>30</b>	30" Wide	Half depth adjustable shelves and coat hooks may be ordered separately allowing the cupboard area of 15", 24" and 30" wide towers to support binders as well as shorter coats. (See <i>Tower Accessories for pricing and order entry information</i> )	
<b>B</b>	Box Drawer		
<b>B</b>	Box Drawer		
<b>F</b>	File Drawer		
<b>L</b>	Locking		
<b>111</b>	Black paint finish	15" w Side Access and Display towers include (1) lock.	<b>Note:</b> All towers are configured from the top down with standard combinations of box and file drawers.

All towers are standard with (1) full depth adjustable shelf, except the 64" h side access display and bookcase towers which have (2) full depth adjustable shelves.

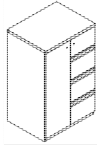
A 6" drawer, behind a cupboard door is available by adding the numeral 1 to the end of the pattern number, example (CT3SLH6424BBFFL1). **Note:** 6" drawers behind doors are not available within the wardrobe portion of towers. Drawers behind doors have painted black fronts.

Single door towers, double door towers, 24" w and 30" w Side Access and Display towers include (2) locks. (Except full-height doors which include (1) lock)

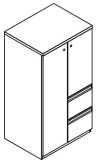
Front Access (only) towers with wardrobe include (3) locks. (Except full-height towers with wardrobe which include (2) locks)

**Note: Drawer behind door list pricing is as follows: 1=\$255**

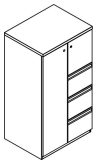
description	type	w	d	h	pattern no.	P1	P2	P3
50" High tower with three file drawers and door and wardrobe (left hand shown)	left hand	29 <sup>7</sup> / <sub>8</sub> "	23 <sup>1</sup> / <sub>2</sub> "	48 <sup>5</sup> / <sub>16</sub> "	<b>CT3WSLH5030FFFL</b>	\$1,654.	\$1,817.	\$1,911.
	right hand	29 <sup>7</sup> / <sub>8</sub> "	23 <sup>1</sup> / <sub>2</sub> "	48 <sup>5</sup> / <sub>16</sub> "	<b>CT3WSRH5030FFFL</b>	1,654.	1,817.	1,911.



57" High tower with two file drawers and door and wardrobe (left hand shown)	left hand	29 <sup>7</sup> / <sub>8</sub> "	23 <sup>1</sup> / <sub>2</sub> "	56 <sup>3</sup> / <sub>16</sub> "	<b>CT3WSLH5730FFFL</b>	1,608.	1,769.	1,857.
	right hand	29 <sup>7</sup> / <sub>8</sub> "	23 <sup>1</sup> / <sub>2</sub> "	56 <sup>3</sup> / <sub>16</sub> "	<b>CT3WSRH5730FFFL</b>	1,608.	1,769.	1,857.



57" High tower with three file drawers and door and wardrobe (left hand shown)	left hand	29 <sup>7</sup> / <sub>8</sub> "	23 <sup>1</sup> / <sub>2</sub> "	56 <sup>3</sup> / <sub>16</sub> "	<b>CT3WSLH5730FFFL</b>	1,724.	1,897.	1,992.
	right hand	29 <sup>7</sup> / <sub>8</sub> "	23 <sup>1</sup> / <sub>2</sub> "	56 <sup>3</sup> / <sub>16</sub> "	<b>CT3WSRH5730FFFL</b>	1,724.	1,897.	1,992.



Order Code	Specification Information	Application Notes	Critical Dimensions
Example: <b>CT3WSLH5730BBFL-111</b>	For non-locking towers, deduct \$60 from the list price for single door and double door units or \$75 list for units with wardrobe. Substitute the "L" suffix with a "N" within the pattern number to designate a non-locking unit, example (CT3WSLH5030BBFN)	Hanging rails and other accessories are not included and must be ordered separately. Hanging rails are included with 24" and 30" wide lateral drawers only. (See <i>Tower Accessories for pricing and order entry information</i> )	Dimensions under <b>w</b> , <b>d</b> and <b>h</b> are actual to the nearest 1/16"
<b>CT3</b>	Calibre Storage Tower		24" Wide 50", 57" and 64" Tower Internal Dimensions
<b>WS</b>	Wardrobe and Single Door		<ul style="list-style-type: none"> <li>Box and M drawer height: 4<sup>5</sup>/<sub>16</sub>"</li> <li>Box and M drawer width: 12<sup>1</sup>/<sub>16</sub>"</li> <li>Box and M drawer depth: 18<sup>3</sup>/<sub>8</sub>"</li> <li>File drawer height: 9<sup>1</sup>/<sub>4</sub>"</li> <li>File drawer width: 12<sup>1</sup>/<sub>16</sub>"</li> <li>File drawer depth: 18<sup>3</sup>/<sub>8</sub>"</li> <li>Wide drawer height: 9<sup>9</sup>/<sub>16</sub>"</li> <li>Wide drawer width: 20<sup>3</sup>/<sub>4</sub>"</li> <li>Wide drawer depth: 22<sup>7</sup>/<sub>8</sub>"</li> </ul>
<b>LH</b>	Left Hand Access		
<b>57</b>	50" High		
<b>30</b>	30" Wide	Half depth adjustable shelves and coat hooks may be ordered separately allowing the cupboard area of 15", 24" and 30" wide towers to support binders as well as shorter coats. (See <i>Tower Accessories for pricing and order entry information</i> )	
<b>B</b>	Box Drawer		
<b>B</b>	Box Drawer		
<b>F</b>	File Drawer		
<b>L</b>	Locking		
<b>111</b>	Black paint finish	15" w Side Access and Display towers include (1) lock.	<b>Note:</b> All towers are configured from the top down with standard combinations of box and file drawers.

All towers are standard with (1) full depth adjustable shelf, except the 64" h side access display and bookcase towers which have (2) full depth adjustable shelves.

A 6" drawer, behind a cupboard door is available by adding the numeral 1 to the end of the pattern number, example (CT3SLH6424BBFFL1). **Note:** 6" drawers behind doors are not available within the wardrobe portion of towers. Drawers behind doors have painted black fronts.

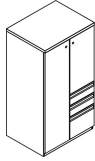
Single door towers, double door towers, 24" w and 30" w Side Access and Display towers include (2) locks. (Except full-height doors which include (1) lock)

Front Access (only) towers with wardrobe include (3) locks. (Except full-height towers with wardrobe which include (2) locks)

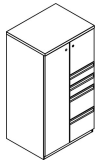
**Note: Drawer behind door list pricing is as follows: 1=\$255**



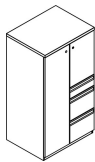
description	type	w	d	h	pattern no.	P1	P2	P3
57" High tower with two box, one file drawer and door and wardrobe (left hand shown)	left hand	29 <sup>7</sup> / <sub>8</sub> "	23 <sup>1</sup> / <sub>2</sub> "	56 <sup>3</sup> / <sub>16</sub> "	CT3WSLH5730BBFL	\$1,731.	\$1,906.	\$2,003.
	right hand	29 <sup>7</sup> / <sub>8</sub> "	23 <sup>1</sup> / <sub>2</sub> "	56 <sup>3</sup> / <sub>16</sub> "	CT3WSRH5730BBFL	1,731.	1,906.	2,003.



57" High tower with two box, two file drawers and door and wardrobe (left hand shown)	left hand	29 <sup>7</sup> / <sub>8</sub> "	23 <sup>1</sup> / <sub>2</sub> "	56 <sup>3</sup> / <sub>16</sub> "	CT3WSLH5730BBFFL	1,869.	2,055.	2,157.
	right hand	29 <sup>7</sup> / <sub>8</sub> "	23 <sup>1</sup> / <sub>2</sub> "	56 <sup>3</sup> / <sub>16</sub> "	CT3WSRH5730BBFFL	1,869.	2,055.	2,157.



57" High tower with one box, two file drawers and door and wardrobe (left hand shown)	left hand	29 <sup>7</sup> / <sub>8</sub> "	23 <sup>1</sup> / <sub>2</sub> "	56 <sup>3</sup> / <sub>16</sub> "	CT3WSLH5730BBFL	1,724.	1,897.	1,992.
	right hand	29 <sup>7</sup> / <sub>8</sub> "	23 <sup>1</sup> / <sub>2</sub> "	56 <sup>3</sup> / <sub>16</sub> "	CT3WSRH5730BBFL	1,724.	1,897.	1,992.



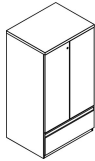
Order Code	Specification Information	Application Notes	Critical Dimensions
Example: <b>CT3WSLH5730BBFL-111</b>	For non-locking towers, deduct \$60 from the list price for single door and double door units or \$75 list for units with wardrobe. Substitute the "L" suffix with a "N" within the pattern number to designate a non-locking unit, example (CT3WSLH5030BBFN)	Hanging rails and other accessories are not included and must be ordered separately. Hanging rails are included with 24" and 30" wide lateral drawers only. (See <i>Tower Accessories for pricing and order entry information</i> )	Dimensions under <b>w</b> , <b>d</b> and <b>h</b> are actual to the nearest 1/16"
<b>CT3</b> Calibre Storage Tower			24" Wide 50", 57" and 64" Tower Internal Dimensions
<b>WS</b> Wardrobe and Single Door	"M" drawer consisting of a box drawer body with a file drawer head are available by substituting any two "B" or any one "F" character within the pattern number, example (CT3WSLH5030MFN). Multiple "M" drawers may be specified providing they equal the total modules available.	Half depth adjustable shelves and coat hooks may be ordered separately allowing the cupboard area of 15", 24" and 30" wide towers to support binders as well as shorter coats. (See <i>Tower Accessories for pricing and order entry information</i> )	<ul style="list-style-type: none"> <li>Box and M drawer height: 4<sup>3</sup>/<sub>16</sub>"</li> <li>Box and M drawer width: 12<sup>1</sup>/<sub>16</sub>"</li> <li>Box and M drawer depth: 18<sup>3</sup>/<sub>8</sub>"</li> <li>File drawer height: 9<sup>1</sup>/<sub>4</sub>"</li> <li>File drawer width: 12<sup>1</sup>/<sub>16</sub>"</li> <li>File drawer depth: 18<sup>3</sup>/<sub>8</sub>"</li> <li>Wide drawer height: 9<sup>9</sup>/<sub>16</sub>"</li> <li>Wide drawer width: 20<sup>3</sup>/<sub>4</sub>"</li> <li>Wide drawer depth: 22<sup>7</sup>/<sub>8</sub>"</li> </ul>
<b>LH</b> Left Hand Access		15" w Side Access and Display towers include (1) lock.	<b>Note:</b> All towers are configured from the top down with standard combinations of box and file drawers.
<b>57</b> 50" High		Single door towers, double door towers, 24" w and 30" w Side Access and Display towers include (2) locks. (Except full-height doors which include (1) lock)	<b>Note: Drawer behind door list pricing is as follows: 1=\$255</b>
<b>30</b> 30" Wide		Front Access (only) towers with wardrobe include (3) locks. (Except full-height doors with wardrobe which include (2) locks)	
<b>B</b> Box Drawer			
<b>B</b> Box Drawer			
<b>F</b> File Drawer			
<b>L</b> Locking			
<b>111</b> Black paint finish			

All towers are standard with (1) full depth adjustable shelf, except the 64" h side access display and bookcase towers which have (2) full depth adjustable shelves.

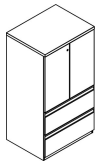
A 6" drawer, behind a cupboard door is available by adding the numeral 1 to the end of the pattern number, example (CT3SLH6424BBFFL1). **Note:** 6" drawers behind doors are not available within the wardrobe portion of towers. Drawers behind doors have painted black fronts.



description	type	w	d	h	pattern no.	P1	P2	P3
57" High Double Door tower with one wide drawer		29 <sup>7</sup> / <sub>8</sub> "	23 <sup>1</sup> / <sub>2</sub> "	56 <sup>3</sup> / <sub>16</sub> "	<b>CT3D5730WL</b>	\$1,638.	\$1,805.	\$1,895.



57" High Double Door tower with two wide drawers		29 <sup>7</sup> / <sub>8</sub> "	23 <sup>1</sup> / <sub>2</sub> "	56 <sup>3</sup> / <sub>16</sub> "	<b>CT3D5730WWL</b>	1,992.	2,189.	2,300.
--	--	----------------------------------	----------------------------------	-----------------------------------	--------------------	--------	--------	--------

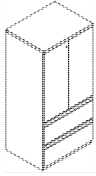


64" High Double Door tower with one wide drawer		29 <sup>7</sup> / <sub>8</sub> "	23 <sup>1</sup> / <sub>2</sub> "	63 <sup>3</sup> / <sub>16</sub> "	<b>CT3D6430WL</b>	1,677.	1,844.	1,936.
---	--	----------------------------------	----------------------------------	-----------------------------------	-------------------	--------	--------	--------

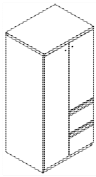


Order Code	Specification Information	Application Notes	Critical Dimensions
Example: <b>CT3WSLH5730BBFL-111</b>	For non-locking towers, deduct \$60 from the list price for single door and double door units or \$75 list for units with wardrobe. Substitute the "L" suffix with a "N" within the pattern number to designate a non-locking unit, example (CT3WSLH5030BBFN)	Hanging rails and other accessories are not included and must be ordered separately. Hanging rails are included with 24" and 30" wide lateral drawers only. (See <i>Tower Accessories for pricing and order entry information</i> )	Dimensions under <b>w</b> , <b>d</b> and <b>h</b> are actual to the nearest 1/16"
<b>CT3</b>	Calibre Storage Tower		24" Wide 50", 57" and 64" Tower Internal Dimensions
<b>WS</b>	Wardrobe and Single Door		<ul style="list-style-type: none"> <li>Box and M drawer height: 4<sup>3</sup>/<sub>16</sub>"</li> <li>Box and M drawer width: 12<sup>1</sup>/<sub>16</sub>"</li> <li>Box and M drawer depth: 18<sup>3</sup>/<sub>8</sub>"</li> <li>File drawer height: 9<sup>1</sup>/<sub>4</sub>"</li> <li>File drawer width: 12<sup>1</sup>/<sub>16</sub>"</li> <li>File drawer depth: 18<sup>3</sup>/<sub>8</sub>"</li> <li>Wide drawer height: 9<sup>9</sup>/<sub>16</sub>"</li> <li>Wide drawer width: 20<sup>3</sup>/<sub>4</sub>"</li> <li>Wide drawer depth: 22<sup>7</sup>/<sub>8</sub>"</li> </ul>
<b>LH</b>	Left Hand Access	Half depth adjustable shelves and coat hooks may be ordered separately allowing the cupboard area of 15", 24" and 30" wide towers to support binders as well as shorter coats. (See <i>Tower Accessories for pricing and order entry information</i> )	<b>Note:</b> All towers are configured from the top down with standard combinations of box and file drawers.
<b>57</b>	50" High	15" w Side Access and Display towers include (1) lock.	<b>Note: Drawer behind door list pricing is as follows: 1=\$255</b>
<b>30</b>	30" Wide	Single door towers, double door towers, 24" w and 30" w Side Access and Display towers include (2) locks. (Except full-height doors which include (1) lock)	
<b>B</b>	Box Drawer	Front Access (only) towers with wardrobe include (3) locks. (Except full-height doors with wardrobe which include (2) locks)	
<b>B</b>	Box Drawer		
<b>F</b>	File Drawer		
<b>L</b>	Locking		
<b>111</b>	Black paint finish		
All towers are standard with (1) full depth adjustable shelf, except the 64" h side access display and bookcase towers which have (2) full depth adjustable shelves.	A 6" drawer, behind a cupboard door is available by adding the numeral 1 to the end of the pattern number, example (CT3SLH6424BBFFL1). <b>Note:</b> 6" drawers behind doors are not available within the wardrobe portion of towers. Drawers behind doors have painted black fronts.		

description	type	w	d	h	pattern no.	P1	P2	P3
64" High Double Door tower with two wide drawers		29 <sup>7</sup> / <sub>8</sub> "	23 1/2"	63 <sup>5</sup> / <sub>16</sub> "	<b>CT3D6430WWL</b>	\$2,008.	\$2,210.	\$2,320.



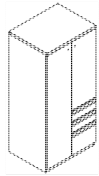
64" High tower with two file drawers and door and wardrobe (left hand shown)	left hand	29 <sup>7</sup> / <sub>8</sub> "	23 1/2"	63 <sup>5</sup> / <sub>16</sub> "	<b>CT3WSLH6430FFL</b>	1,611.	1,774.	1,861.
	right hand	29 <sup>7</sup> / <sub>8</sub> "	23 1/2"	63 <sup>5</sup> / <sub>16</sub> "	<b>CT3WSRH6430FFL</b>	1,611.	1,774.	1,861.



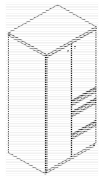
Order Code	Specification Information	Application Notes	Critical Dimensions																				
<p>Example: <b>CT3WSLH5730BBFL-111</b></p> <table border="1"> <tr><td><b>CT3</b></td><td>Calibre Storage Tower</td></tr> <tr><td><b>WS</b></td><td>Wardrobe and Single Door</td></tr> <tr><td><b>LH</b></td><td>Left Hand Access</td></tr> <tr><td><b>57</b></td><td>50" High</td></tr> <tr><td><b>30</b></td><td>30" Wide</td></tr> <tr><td><b>B</b></td><td>Box Drawer</td></tr> <tr><td><b>B</b></td><td>Box Drawer</td></tr> <tr><td><b>F</b></td><td>File Drawer</td></tr> <tr><td><b>L</b></td><td>Locking</td></tr> <tr><td><b>111</b></td><td>Black paint finish</td></tr> </table>	<b>CT3</b>	Calibre Storage Tower	<b>WS</b>	Wardrobe and Single Door	<b>LH</b>	Left Hand Access	<b>57</b>	50" High	<b>30</b>	30" Wide	<b>B</b>	Box Drawer	<b>B</b>	Box Drawer	<b>F</b>	File Drawer	<b>L</b>	Locking	<b>111</b>	Black paint finish	<p>For non-locking towers, deduct \$60 from the list price for single door and double door units or \$75 list for units with wardrobe. Substitute the "L" suffix with a "N" within the pattern number to designate a non-locking unit, example (CT3WSLH5030BBFN)</p> <p>"M" drawer consisting of a box drawer body with a file drawer head are available by substituting any two "B" or any one "F" character within the pattern number, example (CT3WSLH5030MFN). Multiple "M" drawers may be specified providing they equal the total modules available.</p> <p>A 6" drawer, behind a cupboard door is available by adding the numeral 1 to the end of the pattern number, example (CT3SLH6424BBFFL1). <b>Note:</b> 6" drawers behind doors are not available within the wardrobe portion of towers. Drawers behind doors have painted black fronts.</p>	<p>Hanging rails and other accessories are not included and must be ordered separately. Hanging rails are included with 24" and 30" wide lateral drawers only. (See <i>Tower Accessories for pricing and order entry information</i>)</p> <p>Half depth adjustable shelves and coat hooks may be ordered separately allowing the cupboard area of 15", 24" and 30" wide towers to support binders as well as shorter coats. (See <i>Tower Accessories for pricing and order entry information</i>)</p> <p>15" w Side Access and Display towers include (1) lock.</p> <p>Single door towers, double door towers, 24" w and 30" w Side Access and Display towers include (2) locks. (Except full-height doors which include (1) lock)</p> <p>Front Access (only) towers with wardrobe include (3) locks. (Except full-height doors with wardrobe which include (2) locks)</p>	<p>Dimensions under <b>w</b>, <b>d</b> and <b>h</b> are actual to the nearest 1/16"</p> <p>24" Wide 50", 57" and 64" Tower Internal Dimensions</p> <ul style="list-style-type: none"> <li>• Box and M drawer height: 4<sup>5</sup>/<sub>16</sub>"</li> <li>• Box and M drawer width: 12<sup>1</sup>/<sub>16</sub>"</li> <li>• Box and M drawer depth: 18<sup>3</sup>/<sub>8</sub>"</li> <li>• File drawer height: 9<sup>1</sup>/<sub>4</sub>"</li> <li>• File drawer width: 12<sup>1</sup>/<sub>16</sub>"</li> <li>• File drawer depth: 18<sup>3</sup>/<sub>8</sub>"</li> <li>• Wide drawer height: 9<sup>9</sup>/<sub>16</sub>"</li> <li>• Wide drawer width: 20<sup>3</sup>/<sub>4</sub>"</li> <li>• Wide drawer depth: 22<sup>7</sup>/<sub>8</sub>"</li> </ul> <p><b>Note:</b> All towers are configured from the top down with standard combinations of box and file drawers.</p> <p><b>Note: Drawer behind door list pricing is as follows: 1=\$255</b></p>
<b>CT3</b>	Calibre Storage Tower																						
<b>WS</b>	Wardrobe and Single Door																						
<b>LH</b>	Left Hand Access																						
<b>57</b>	50" High																						
<b>30</b>	30" Wide																						
<b>B</b>	Box Drawer																						
<b>B</b>	Box Drawer																						
<b>F</b>	File Drawer																						
<b>L</b>	Locking																						
<b>111</b>	Black paint finish																						

All towers are standard with (1) full depth adjustable shelf, except the 64" h side access display and bookcase towers which have (2) full depth adjustable shelves.

description	type	w	d	h	pattern no.	P1	P2	P3
64" High tower with two box, one file drawer and door and wardrobe (left hand shown)	left hand	29 <sup>7</sup> / <sub>8</sub> "	23 <sup>1</sup> / <sub>2</sub> "	63 <sup>3</sup> / <sub>16</sub> "	<b>CT3WSLH6430BBFL</b>	\$1,727.	\$1,901.	\$1,998.
	right hand	29 <sup>7</sup> / <sub>8</sub> "	23 <sup>1</sup> / <sub>2</sub> "	63 <sup>3</sup> / <sub>16</sub> "	<b>CT3WSRH6430BBFL</b>	1,727.	1,901.	1,998.



64" High tower with one box, two file drawers and door and wardrobe (left hand shown)	left hand	29 <sup>7</sup> / <sub>8</sub> "	23 <sup>1</sup> / <sub>2</sub> "	63 <sup>3</sup> / <sub>16</sub> "	<b>CT3WSLH6430BFFL</b>	1,750.	1,925.	2,022.
	right hand	29 <sup>7</sup> / <sub>8</sub> "	23 <sup>1</sup> / <sub>2</sub> "	63 <sup>3</sup> / <sub>16</sub> "	<b>CT3WSRH6430BFFL</b>	1,750.	1,925.	2,022.



Order Code	Specification Information	Application Notes	Critical Dimensions
Example: <b>CT3WSLH5730BBFL-111</b>	For non-locking towers, deduct \$60 from the list price for single door and double door units or \$75 list for units with wardrobe. Substitute the "L" suffix with a "N" within the pattern number to designate a non-locking unit, example (CT3WSLH5030BBFN)	Hanging rails and other accessories are not included and must be ordered separately. Hanging rails are included with 24" and 30" wide lateral drawers only. (See <i>Tower Accessories for pricing and order entry information</i> )	Dimensions under <b>w</b> , <b>d</b> and <b>h</b> are actual to the nearest 1/16"
<b>CT3</b>	Calibre Storage Tower		24" Wide 50", 57" and 64" Tower Internal Dimensions
<b>WS</b>	Wardrobe and Single Door		<ul style="list-style-type: none"> <li>Box and M drawer height: 4<sup>3</sup>/<sub>16</sub>"</li> <li>Box and M drawer width: 12<sup>1</sup>/<sub>16</sub>"</li> <li>Box and M drawer depth: 18<sup>3</sup>/<sub>8</sub>"</li> <li>File drawer height: 9<sup>1</sup>/<sub>4</sub>"</li> <li>File drawer width: 12<sup>1</sup>/<sub>16</sub>"</li> <li>File drawer depth: 18<sup>3</sup>/<sub>8</sub>"</li> <li>Wide drawer height: 9<sup>9</sup>/<sub>16</sub>"</li> <li>Wide drawer width: 20<sup>3</sup>/<sub>4</sub>"</li> <li>Wide drawer depth: 22<sup>7</sup>/<sub>8</sub>"</li> </ul>
<b>LH</b>	Left Hand Access		
<b>57</b>	50" High		
<b>30</b>	30" Wide	Half depth adjustable shelves and coat hooks may be ordered separately allowing the cupboard area of 15", 24" and 30" wide towers to support binders as well as shorter coats. (See <i>Tower Accessories for pricing and order entry information</i> )	
<b>B</b>	Box Drawer	15" w Side Access and Display towers include (1) lock.	
<b>B</b>	Box Drawer	Single door towers, double door towers, 24" w and 30" w Side Access and Display towers include (2) locks. (Except full-height doors which include (1) lock)	
<b>F</b>	File Drawer	Front Access (only) towers with wardrobe include (3) locks. (Except full-height doors with wardrobe which include (2) locks)	
<b>L</b>	Locking		
<b>111</b>	Black paint finish		

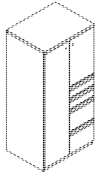
All towers are standard with (1) full depth adjustable shelf, except the 64" h side access display and bookcase towers which have (2) full depth adjustable shelves.

A 6" drawer, behind a cupboard door is available by adding the numeral 1 to the end of the pattern number, example (CT3SLH6424BBFFL1). **Note:** 6" drawers behind doors are not available within the wardrobe portion of towers. Drawers behind doors have painted black fronts.

**Note:** All towers are configured from the top down with standard combinations of box and file drawers.

**Note: Drawer behind door list pricing is as follows: 1=\$255**

description	type	w	d	h	pattern no.	P1	P2	P3
64" High tower with two box, two file drawers and door and wardrobe (left hand shown)	left hand	29 <sup>7</sup> / <sub>8</sub> "	23 <sup>1</sup> / <sub>2</sub> "	63 <sup>5</sup> / <sub>16</sub> "	<b>CT3WSLH6430BBFFL</b>	\$1,890.	\$2,079.	\$2,182.
	right hand	29 <sup>7</sup> / <sub>8</sub> "	23 <sup>1</sup> / <sub>2</sub> "	63 <sup>5</sup> / <sub>16</sub> "	<b>CT3WSRH6430BBFFL</b>	1,890.	2,079.	2,182.



64" High tower with four file drawers and door and wardrobe (left hand shown)	left hand	29 <sup>7</sup> / <sub>8</sub> "	23 <sup>1</sup> / <sub>2</sub> "	63 <sup>5</sup> / <sub>16</sub> "	<b>CT3WSLH6430FFFFL</b>	1,912.	2,102.	2,206.
	right hand	29 <sup>7</sup> / <sub>8</sub> "	23 <sup>1</sup> / <sub>2</sub> "	63 <sup>5</sup> / <sub>16</sub> "	<b>CT3WSRH6430FFFFL</b>	1,912.	2,102.	2,206.

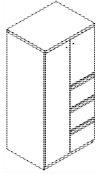


Order Code	Specification Information	Application Notes	Critical Dimensions
Example: <b>CT3WSLH5730BBFL-111</b>	For non-locking towers, deduct \$60 from the list price for single door and double door units or \$75 list for units with wardrobe. Substitute the "L" suffix with a "N" within the pattern number to designate a non-locking unit, example (CT3WSLH5030BBFN)	Hanging rails and other accessories are not included and must be ordered separately. Hanging rails are included with 24" and 30" wide lateral drawers only. (See <i>Tower Accessories for pricing and order entry information</i> )	Dimensions under <b>w</b> , <b>d</b> and <b>h</b> are actual to the nearest 1/16"
<b>CT3</b> Calibre Storage Tower			24" Wide 50", 57" and 64" Tower Internal Dimensions
<b>WS</b> Wardrobe and Single Door	"M" drawer consisting of a box drawer body with a file drawer head are available by substituting any two "B" or any one "F" character within the pattern number, example (CT3WSLH5030MFN). Multiple "M" drawers may be specified providing they equal the total modules available.	Half depth adjustable shelves and coat hooks may be ordered separately allowing the cupboard area of 15", 24" and 30" wide towers to support binders as well as shorter coats. (See <i>Tower Accessories for pricing and order entry information</i> )	<ul style="list-style-type: none"> <li>Box and M drawer height: 4<sup>5</sup>/<sub>16</sub>"</li> <li>Box and M drawer width: 12<sup>1</sup>/<sub>16</sub>"</li> <li>Box and M drawer depth: 18<sup>3</sup>/<sub>8</sub>"</li> <li>File drawer height: 9<sup>1</sup>/<sub>4</sub>"</li> <li>File drawer width: 12<sup>1</sup>/<sub>16</sub>"</li> <li>File drawer depth: 18<sup>3</sup>/<sub>8</sub>"</li> <li>Wide drawer height: 9<sup>9</sup>/<sub>16</sub>"</li> <li>Wide drawer width: 20<sup>3</sup>/<sub>4</sub>"</li> <li>Wide drawer depth: 22<sup>7</sup>/<sub>8</sub>"</li> </ul>
<b>LH</b> Left Hand Access		15" w Side Access and Display towers include (1) lock.	<b>Note:</b> All towers are configured from the top down with standard combinations of box and file drawers.
<b>57</b> 50" High		Single door towers, double door towers, 24" w and 30" w Side Access and Display towers include (2) locks. (Except full-height doors which include (1) lock)	<b>Note: Drawer behind door list pricing is as follows: 1=\$255</b>
<b>30</b> 30" Wide		Front Access (only) towers with wardrobe include (3) locks. (Except full-height doors with wardrobe which include (2) locks)	
<b>B</b> Box Drawer			
<b>B</b> Box Drawer			
<b>F</b> File Drawer			
<b>L</b> Locking			
<b>111</b> Black paint finish			

All towers are standard with (1) full depth adjustable shelf, except the 64" h side access display and bookcase towers which have (2) full depth adjustable shelves.

A 6" drawer, behind a cupboard door is available by adding the numeral 1 to the end of the pattern number, example (CT3SLH6424BBFFL1). **Note:** 6" drawers behind doors are not available within the wardrobe portion of towers. Drawers behind doors have painted black fronts.

description	type	w	d	h	pattern no.	P1	P2	P3
64" High tower with three file drawers and door and wardrobe (left hand shown)	left hand	29 <sup>7</sup> / <sub>8</sub> "	23 <sup>1</sup> / <sub>2</sub> "	63 <sup>5</sup> / <sub>16</sub> "	<b>CT3WSLH6430FFFL</b>	\$1,743.	\$1,917.	\$2,011.
	right hand	29 <sup>7</sup> / <sub>8</sub> "	23 <sup>1</sup> / <sub>2</sub> "	63 <sup>5</sup> / <sub>16</sub> "	<b>CT3WSRH6430FFFL</b>	1,743.	1,917.	2,011.

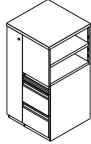


Order Code	Specification Information	Application Notes	Critical Dimensions
Example: <b>CT3WSLH5730BBFL-111</b>	For non-locking towers, deduct \$60 from the list price for single door and double door units or \$75 list for units with wardrobe. Substitute the "L" suffix with a "N" within the pattern number to designate a non-locking unit, example (CT3WSLH5030BBFN)	Hanging rails and other accessories are not included and must be ordered separately. Hanging rails are included with 24" and 30" wide lateral drawers only. (See <i>Tower Accessories for pricing and order entry information</i> )	Dimensions under <b>w</b> , <b>d</b> and <b>h</b> are actual to the nearest 1/16"
<b>CT3</b> Calibre Storage Tower			24" Wide 50", 57" and 64" Tower Internal Dimensions <ul style="list-style-type: none"> <li>• Box and M drawer height: 4<sup>5</sup>/<sub>16</sub>"</li> <li>• Box and M drawer width: 12<sup>1</sup>/<sub>16</sub>"</li> <li>• Box and M drawer depth: 18<sup>3</sup>/<sub>8</sub>"</li> <li>• File drawer height: 9<sup>1</sup>/<sub>4</sub>"</li> <li>• File drawer width: 12<sup>1</sup>/<sub>16</sub>"</li> <li>• File drawer depth: 18<sup>3</sup>/<sub>8</sub>"</li> <li>• Wide drawer height: 9<sup>9</sup>/<sub>16</sub>"</li> <li>• Wide drawer width: 20<sup>3</sup>/<sub>4</sub>"</li> <li>• Wide drawer depth: 22<sup>7</sup>/<sub>8</sub>"</li> </ul>
<b>WS</b> Wardrobe and Single Door			
<b>LH</b> Left Hand Access			
<b>57</b> 50" High			
<b>30</b> 30" Wide			
<b>B</b> Box Drawer	"M" drawer consisting of a box drawer body with a file drawer head are available by substituting any two "B" or any one "F" character within the pattern number, example (CT3WSLH5030MFN). Multiple "M" drawers may be specified providing they equal the total modules available.	Half depth adjustable shelves and coat hooks may be ordered separately allowing the cupboard area of 15", 24" and 30" wide towers to support binders as well as shorter coats. (See <i>Tower Accessories for pricing and order entry information</i> )	
<b>B</b> Box Drawer			
<b>F</b> File Drawer			
<b>L</b> Locking			
<b>111</b> Black paint finish			
All towers are standard with (1) full depth adjustable shelf, except the 64" h side access display and bookcase towers which have (2) full depth adjustable shelves.	A 6" drawer, behind a cupboard door is available by adding the numeral 1 to the end of the pattern number, example (CT3SLH6424BBFFL1). <b>Note:</b> 6" drawers behind doors are not available within the wardrobe portion of towers. Drawers behind doors have painted black fronts.	15" w Side Access and Display towers include (1) lock.	
		Single door towers, double door towers, 24" w and 30" w Side Access and Display towers include (2) locks. (Except full-height doors which include (1) lock)	
		Front Access (only) towers with wardrobe include (3) locks. (Except full-height doors with wardrobe which include (2) locks)	

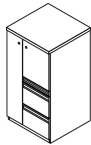
**Note:** All towers are configured from the top down with standard combinations of box and file drawers.

**Note: Drawer behind door list pricing is as follows: 1=\$255**

description	type	w	d	h	lock	pattern no.	P1	P2	P3
50" High Calibre Side Access Bookcase Wardrobe Tower	left hand	23 <sup>7</sup> / <sub>8</sub> "	23 <sup>1</sup> / <sub>2</sub> "	48 <sup>5</sup> / <sub>16</sub> "	Y	CT3WSBLH5024PDDL	\$1,718.	\$1,893.	\$1,985.
3/10.5/10.5 drawer configuration	right hand	23 <sup>7</sup> / <sub>8</sub> "	23 <sup>1</sup> / <sub>2</sub> "	48 <sup>5</sup> / <sub>16</sub> "	Y	CT3WSBRH5024PDDL	1,718.	1,893.	1,985.

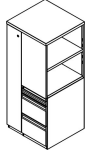


50" High, Calibre Wardrobe Tower	left hand	23 <sup>7</sup> / <sub>8</sub> "	23 <sup>1</sup> / <sub>2</sub> "	48 <sup>5</sup> / <sub>16</sub> "	Y	CT3WSLH5024PDDL	1,682.	1,848.	1,941.
3/10.5/10.5 drawer configuration	right hand	23 <sup>7</sup> / <sub>8</sub> "	23 <sup>1</sup> / <sub>2</sub> "	48 <sup>5</sup> / <sub>16</sub> "	Y	CT3WSRH5024PDDL	1,682.	1,848.	1,941.

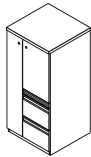


Order Code	Specification Information	Application Notes	Critical Dimensions
Example: <b>CT3WSLH5030BBFL-111</b>	For non-locking towers, deduct as follows from the list price for each unit: Deduct \$30 for (1) lock unit, \$60 for a (2) lock unit, and \$75 for a (3) lock unit. Substitute the "L" suffix with an "N" within the pattern number to designate a non-locking unit, example (CT3WSLH5030BBFN)	Hanging rails and other accessories are not included and must be ordered separately. Hanging rails are included with 24" and 30" wide lateral drawers only. (See <i>Tower Accessories for pricing and order entry information</i> )	<b>Note:</b> All towers are configured from the top down with standard combinations of box and file drawers.
<b>CT3</b> Calibre Storage Tower		Half depth adjustable shelves and coat hooks may be ordered separately allowing the cupboard area of 15", 24" and 30" wide towers to support binders as well as shorter coats. (See <i>Tower Accessories for pricing and order entry information</i> )	<b>Note: Drawer behind door list pricing is as follows: 1=\$255</b>
<b>WS</b> Wardrobe and Single Door	"M" drawer consisting of a box drawer body with a file drawer head are available by substituting any two "B" or any one "F" character within the pattern number, example (CT3WSLH5030MFN). Multiple "M" drawers may be specified providing they equal the total modules available.	15" w Side Access and Display towers include (1) lock.	
<b>LH</b> Left Hand Access	A 6" drawer, behind a cupboard door is available by adding the numeral 1 to the end of the pattern number, example (CT3SLH6424BBFFL1). <b>Note:</b> 6" drawers behind doors are not available within the wardrobe portion of towers. Drawers behind doors have painted black fronts.	Single door towers, double door towers, 24" w and 30" w Side Access and Display towers include (2) locks. (Except full-height doors which include (1) lock)	
<b>50</b> 50" High		Front Access (only) towers with wardrobe include (3) locks. (Except full-height doors with wardrobe which include (2) locks)	
<b>30</b> 30" Wide			
<b>B</b> Box Drawer			
<b>B</b> Box Drawer			
<b>F</b> File Drawer			
<b>L</b> Locking			
<b>111</b> Black paint finish			

description	type	w	d	h	lock	pattern no.	P1	P2	P3
57" High Calibre Side Access Bookcase Wardrobe Tower	left hand	23 <sup>7</sup> / <sub>8</sub> "	23 <sup>1</sup> / <sub>2</sub> "	56 <sup>3</sup> / <sub>16</sub> "	Y	CT3WSBLH5724PDDL	\$1,771.	\$1,949.	\$2,046.
3/10.5/10.5 drawer configuration	right hand	23 <sup>7</sup> / <sub>8</sub> "	23 <sup>1</sup> / <sub>2</sub> "	56 <sup>3</sup> / <sub>16</sub> "	Y	CT3WSBRH5724PDDL	1,771.	1,949.	2,046.

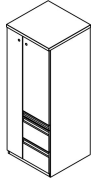


57" High Calibre Wardrobe Tower	left hand	23 <sup>7</sup> / <sub>8</sub> "	23 <sup>1</sup> / <sub>2</sub> "	56 <sup>3</sup> / <sub>16</sub> "	Y	CT3WSLH5724PDDL	1,792.	1,972.	2,072.
3/10.5/10.5 drawer configuration	right hand	23 <sup>7</sup> / <sub>8</sub> "	23 <sup>1</sup> / <sub>2</sub> "	56 <sup>3</sup> / <sub>16</sub> "	Y	CT3WSRH5724PDDL	1,792.	1,972.	2,072.

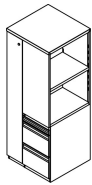


Order Code	Specification Information	Application Notes	Critical Dimensions
Example: <b>CT3WSLH5730BBFL-111</b>	For non-locking towers, deduct as follows from the list price for each unit: Deduct \$30 for (1) lock unit, \$60 for a (2) lock unit, and \$75 for a (3) lock unit. Substitute the "L" suffix with an "N" within the pattern number to designate a non-locking unit, example (CT3WSLH5730BBFN)	Hanging rails and other accessories are not included and must be ordered separately. Hanging rails are included with 24" and 30" wide lateral drawers only. (See <i>Tower Accessories for pricing and order entry information</i> )	<b>Note:</b> All towers are configured from the top down with standard combinations of box and file drawers.
<b>CT3</b> Calibre Storage Tower			
<b>WS</b> Wardrobe and Single Door			<b>Note: Drawer behind door list pricing is as follows: 1=\$255</b>
<b>LH</b> Left Hand Access			
<b>57</b> 57" High		Half depth adjustable shelves and coat hooks may be ordered separately allowing the cupboard area of 15", 24" and 30" wide towers to support binders as well as shorter coats. (See <i>Tower Accessories for pricing and order entry information</i> )	
<b>30</b> 30" Wide		15"w Side Access and Display towers include (1) lock.	
<b>B</b> Box Drawer	"M" drawer consisting of a box drawer body with a file drawer head are available by substituting any two "B" or any one "F" character within the pattern number, example (CT3WSLH5730MFN). Multiple "M" drawers may be specified providing they equal the total modules available.	Single door towers, double door towers, 24"w and 30"w Side Access and Display towers include (2) locks. (Except full-height doors which include (1) lock)	
<b>B</b> Box Drawer			
<b>F</b> File Drawer		Front Access (only) towers with wardrobe include (3) locks. (Except full-height doors with wardrobe which include (2) locks)	
<b>L</b> Locking			
<b>111</b> Black paint finish	A 6" drawer, behind a cupboard door is available by adding the numeral 1 to the end of the pattern number, example (CT3SLH6424BBFFL1). <b>Note:</b> 6" drawers behind doors are not available within the wardrobe portion of towers. Drawers behind doors painted black fronts.		

description	type	w	d	h	pattern no.	P1	P2	P3
64" High Calibre Wardrobe Tower	left hand	23 <sup>7</sup> / <sub>8</sub> "	23 <sup>1</sup> / <sub>2</sub> "	63 <sup>5</sup> / <sub>16</sub> "	<b>CT3WSLH6424PDDL</b>	\$1,903.	\$2,094.	\$2,199.
3/10.5/10.5 drawer configuration (right hand)	right hand	23 <sup>7</sup> / <sub>8</sub> "	23 <sup>1</sup> / <sub>2</sub> "	63 <sup>5</sup> / <sub>16</sub> "	<b>CT3WSRH6424PDDL</b>	1,903.	2,094.	2,199.



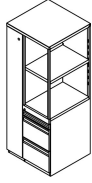
64" High Calibre Side Access Bookcase	left hand	23 <sup>7</sup> / <sub>8</sub> "	23 <sup>1</sup> / <sub>2</sub> "	63 <sup>5</sup> / <sub>16</sub> "	<b>CT3WSBLH6424PDDL</b>	1,823.	2,007.	2,108.
Wardrobe Tower	right hand	23 <sup>7</sup> / <sub>8</sub> "	23 <sup>1</sup> / <sub>2</sub> "	63 <sup>5</sup> / <sub>16</sub> "	<b>CT3WSBRH6424PDDL</b>	1,823.	2,007.	2,108.
3/10.5/10.5 drawer configuration								



Order Code	Specification Information	Application Notes	Critical Dimensions
Example: <b>CT3WSLH5030BBFL-111</b>	For non-locking towers, deduct as follows from the list price for each unit: Deduct \$30 for (1) lock unit, \$60 for a (2) lock unit, and \$75 for a (3) lock unit. Substitute the "L" suffix with an "N" within the pattern number to designate a non-locking unit, example (CT3WSLH5030BBFN)	Hanging rails and other accessories are not included and must be ordered separately. Hanging rails are included with 24" and 30" wide lateral drawers only. (See <i>Tower Accessories for pricing and order entry information</i> )	<b>Note:</b> All towers are configured from the top down with standard combinations of box and file drawers.
<b>CT3</b> Calibre Storage Tower			<b>Note: Drawer behind door list pricing is as follows: 1=\$255</b>
<b>WS</b> Wardrobe and Single Door			
<b>LH</b> Left Hand Access			
<b>50</b> 50" High			
<b>30</b> 30" Wide			
<b>B</b> Box Drawer	"M" drawer consisting of a box drawer body with a file drawer head are available by substituting any two "B" or any one "F" character within the pattern number, example (CT3WSLH5030MFN). Multiple "M" drawers may be specified providing they equal the total modules available.	Half depth adjustable shelves and coat hooks may be ordered separately allowing the cupboard area of 15", 24" and 30" wide towers to support binders as well as shorter coats. (See <i>Tower Accessories for pricing and order entry information</i> )	
<b>B</b> Box Drawer		15" w Side Access and Display towers include (1) lock.	
<b>F</b> File Drawer		Single door towers, double door towers, 24" w and 30" w Side Access and Display towers include (2) locks. (Except full-height doors which include (1) lock)	
<b>L</b> Locking		Front Access (only) towers with wardrobe include (3) locks. (Except full-height doors with wardrobe which include (2) locks)	
<b>111</b> Black paint finish	A 6" drawer, behind a cupboard door is available by adding the numeral 1 to the end of the pattern number, example (CT3SLH6424BBFFL1). <b>Note:</b> 6" drawers behind doors are not available within the wardrobe portion of towers. Drawers behind doors have painted black fronts.		



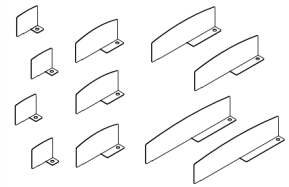
description	type	w	d	h	pattern no.	P1	P2	P3
64" High Calibre Side Access Display Wardrobe Tower	left hand	23 <sup>7</sup> / <sub>8</sub> "	23 <sup>1</sup> / <sub>2</sub> "	63 <sup>5</sup> / <sub>16</sub> "	<b>CT3WBDLH6424PDDL</b>	\$1,838.	\$2,023.	\$2,125.
3/10.5/10.5 drawer configuration	right hand	23 <sup>7</sup> / <sub>8</sub> "	23 <sup>1</sup> / <sub>2</sub> "	63 <sup>5</sup> / <sub>16</sub> "	<b>CT3WBDRH6424PDDL</b>	1,838.	2,023.	2,125.



Order Code	Specification Information	Application Notes	Critical Dimensions
Example: <b>CT3WSLH5030BBFL-111</b>	For non-locking towers, deduct as follows from the list price for each unit: Deduct \$30 for (1) lock unit, \$60 for a (2) lock unit, and \$75 for a (3) lock unit. Substitute the "L" suffix with an "N" within the pattern number to designate a non-locking unit, example (CT3WSLH5030BBFN)	Hanging rails and other accessories are not included and must be ordered separately. Hanging rails are included with 24" and 30" wide lateral drawers only. (See <i>Tower Accessories for pricing and order entry information</i> )	<b>Note:</b> All towers are configured from the top down with standard combinations of box and file drawers.
<b>CT3</b> Calibre Storage Tower			
<b>WS</b> Wardrobe and Single Door			<b>Note: Drawer behind door list pricing is as follows: 1=\$255</b>
<b>LH</b> Left Hand Access			
<b>50</b> 50" High		Half depth adjustable shelves and coat hooks may be ordered separately allowing the cupboard area of 15", 24" and 30" wide towers to support binders as well as shorter coats. (See <i>Tower Accessories for pricing and order entry information</i> )	
<b>30</b> 30" Wide		15" w Side Access and Display towers include (1) lock.	
<b>B</b> Box Drawer	"M" drawer consisting of a box drawer body with a file drawer head are available by substituting any two "B" or any one "F" character within the pattern number, example (CT3WSLH5030MFN). Multiple "M" drawers may be specified providing they equal the total modules available.	Single door towers, double door towers, 24" w and 30" w Side Access and Display towers include (2) locks. (Except full-height doors which include (1) lock)	
<b>B</b> Box Drawer			
<b>F</b> File Drawer		Front Access (only) towers with wardrobe include (3) locks. (Except full-height doors with wardrobe which include (2) locks)	
<b>L</b> Locking			
<b>111</b> Black paint finish	A 6" drawer, behind a cupboard door is available by adding the numeral 1 to the end of the pattern number, example (CT3SLH6424BBFFL1). <b>Note:</b> 6" drawers behind doors are not available within the wardrobe portion of towers. Drawers behind doors have painted black fronts.		

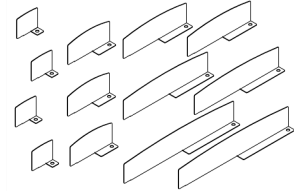
description	type	w	d	h	pattern no.	list	P1	P2	P3
-------------	------	---	---	---	-------------	------	----	----	----

Pedestal Drawer Divider Kit (For use in Calibre tower or Calibre pedestal box and file drawers as well as Calibre lateral file drawers 6" or larger. Not intended for 3" drawers.)



**DT3PDD** \$416.

File Drawer Divider Kit (For use with all Calibre/S2/Morrison front lateral file drawers with the exception of 3" high drawers)



**DT3FDD** 518.

**Specification Information**

**DT3PDD** Pedestal Drawer Dividers and **DT3RT** Pedestal Drawer Reference Tablets are supported with a black painted finish standard.

**Application Notes**

The **DT3PDD** Pedestal Drawer Divider Kit is comprised of a series of magnetic fences that attach to the bottom of steel pedestal (Calibre and S2) pedestal drawer bodies to support space division. May also be used within S2 and Calibre Tower File and Box drawers. Each kit contains (4) 3" wide, (3) 6" wide, (2) 9" wide and (2) 12" wide dividers. Dividers are constructed from steel. **DT3PDD** dividers are not designed to work with 3" high lateral file or pedestal drawers.

The **DT3FDD** File Drawer Divider Kit is comprised of a series of magnetic fences that attach to the bottom of (Calibre/S2/Morrison Font) lateral file drawer bodies to support space division. Each kit contains (4) 3" wide, (3) 6" wide, (2) 9" wide, (2) 12" and (2) 15" dividers. Dividers are constructed from steel. **DT3FDD** dividers are not designed to work with 3" high lateral file or pedestal drawers.

The **DT3SDD** File Drawer Divider Kit is comprised of a series of magnetic fences that attach to the bottom of (Calibre/S2/Morrison Font) lateral file drawer bodies to support space division. Each kit contains (4) 3" wide, (3) 6" wide, (2) 9" wide, (2) 12" and (2) 15" dividers. Dividers are constructed from steel. **DT3SDD** dividers are designed to work with 3" high lateral file or pedestal drawers.

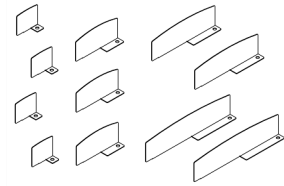
**Note:** Worksurface Splice Plate Kits are intended for use with Side Access Bookcase and Display Towers only.

**Note:** 15" wide half depth shelves are suitable for use with 15" wide single door towers or within the wardrobe portion of a 30" wide wardrobe tower.

**Note:** 24" wide half depth shelves are suitable for use with 24" wide single door towers or 24" wide double door towers. 30" wide half depth shelves are suitable for use in with 30" wide double door towers only.

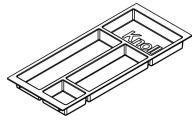
description	type	w	d	h	pattern no.	list	P1	P2	P3
-------------	------	---	---	---	-------------	------	----	----	----

File Drawer Divider Kit for 3" high lateral drawers



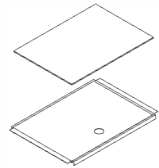
**DT3SDD** \$518.

Pencil Tray (Calibre/Dividends/S2 pedestals and towers)



black	<b>DS2PPTN</b>	41.
clear	<b>DS2PPTC</b>	48.

Reference Tablet with Plexi Glass Cover (For use with Calibre/S2 pedestals and towers)



**DT3RT** 119.

**Specification Information**

**DT3PDD** Pedestal Drawer Dividers and **DT3RT** Pedestal Drawer Reference Tablets are supported with a black painted finish standard.

**Application Notes**

The **DT3PDD** Pedestal Drawer Divider Kit is comprised of a series of magnetic fences that attach to the bottom of steel pedestal (Calibre and S2) pedestal drawer bodies to support space division. May also be used within S2 and Calibre Tower File and Box drawers. Each kit contains (4) 3" wide, (3) 6" wide, (2) 9" wide and (2) 12" wide dividers. Dividers are constructed from steel. **DT3PDD** dividers are not designed to work with 3" high lateral file or pedestal drawers.

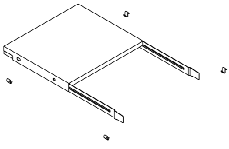
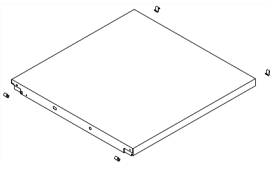
The **DT3FDD** File Drawer Divider Kit is comprised of a series of magnetic fences that attach to the bottom of (Calibre/S2/Morrison Font) lateral file drawer bodies to support space division. Each kit contains (4) 3" wide, (3) 6" wide, (2) 9" wide, (2) 12" and (2) 15" dividers. Dividers are constructed from steel. **DT3FDD** dividers are not designed to work with 3" high lateral file or pedestal drawers.

The **DT3SDD** File Drawer Divider Kit is comprised of a series of magnetic fences that attach to the bottom of (Calibre/S2/Morrison Font) lateral file drawer bodies to support space division. Each kit contains (4) 3" wide, (3) 6" wide, (2) 9" wide, (2) 12" and (2) 15" dividers. Dividers are constructed from steel. **DT3SDD** dividers are designed to work with 3" high lateral file or pedestal drawers.

**Note:** Worksurface Splice Plate Kits are intended for use with Side Access Bookcase and Display Towers only.

**Note:** 15" wide half depth shelves are suitable for use with 15" wide single door towers or within the wardrobe portion of a 30" wide wardrobe tower.

**Note:** 24" wide half depth shelves are suitable for use with 24" wide single door towers or 24" wide double door towers. 30" wide half depth shelves are suitable for use in with 30" wide double door towers only.

description	type	w	d	h	pattern no.	list	P1	P2	P3
15" Wide Half Depth Shelf (black only)	Half Depth	15"	12"	3/4"	<b>DT3HDS15</b>	\$101.			
									
24" Wide Half Depth Shelf (black only)	Half Depth	24"	12"	3/4"	<b>DT3HDS24</b>	151.			
30" Wide Half Depth Shelf (black only)	Half Depth	30"	12"	3/4"	<b>DT3HDS30</b>	179.			
15" Wide Full Depth Shelf (black only)	Full Depth	15"	22 3/8"	1"	<b>DT3FDS15</b>	101.			
									
24" Wide Full Depth Shelf (black only)	Full Depth	24"	22 3/8"	1"	<b>DT3FDS24</b>	110.			
30" Wide Full Depth Shelf (black only)	Full Depth	30"	22 3/8"	1"	<b>DT3FDS30</b>	117.			

**Specification Information**

**DT3PDD** Pedestal Drawer Dividers and **DT3RT** Pedestal Drawer Reference Tablets are supported with a black painted finish standard.

**Application Notes**

The DT3PDD Pedestal Drawer Divider Kit is comprised of a series of magnetic fences that attach to the bottom of steel pedestal (Calibre and S2) pedestal drawer bodies to support space division. May also be used within S2 and Calibre Tower File and Box drawers. Each kit contains (4) 3" wide, (3) 6" wide, (2) 9" wide and (2) 12" wide dividers. Dividers are constructed from steel. DT3PDD dividers are not designed to work with 3" high lateral file or pedestal drawers.

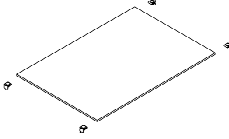
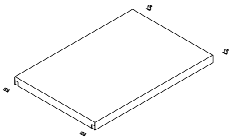
The DT3FDD File Drawer Divider Kit is comprised of a series of magnetic fences that attach to the bottom of (Calibre/S2/Morrison Font) lateral file drawer bodies to support space division. Each kit contains (4) 3" wide, (3) 6" wide, (2) 9" wide, (2) 12" and (2) 15" dividers. Dividers are constructed from steel. DT3FDD dividers are not designed to work with 3" high lateral file or pedestal drawers.

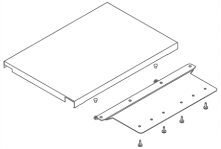
The DT3SDD File Drawer Divider Kit is comprised of a series of magnetic fences that attach to the bottom of (Calibre/S2/Morrison Font) lateral file drawer bodies to support space division. Each kit contains (4) 3" wide, (3) 6" wide, (2) 9" wide, (2) 12" and (2) 15" dividers. Dividers are constructed from steel. DT3SDD dividers are designed to work with 3" high lateral file or pedestal drawers.

**Note:** Worksurface Splice Plate Kits are intended for use with Side Access Bookcase and Display Towers only.

**Note:** 15" wide half depth shelves are suitable for use with 15" wide single door towers or within the wardrobe portion of a 30" wide wardrobe tower.

**Note:** 24" wide half depth shelves are suitable for use with 24" wide single door towers or 24" wide double door towers. 30" wide half depth shelves are suitable for use in with 30" wide double door towers only.

description	type	w	d	h	pattern no.	list	P1	P2	P3
Glass Shelf for Side Access Bookcase and Display Tower	Qty 2 shelves				<b>DT3GBCDS</b>	\$442.			
									
Metal Shelf for Side Access Bookcase and Display Towers	Qty 2 Shelves				<b>DT3MBCDS</b>		232.	252.	267.
									
Worksurface Splice Plate Kit for Display and Side Access Bookcase Towers					<b>DT3WSP</b>		155.	170.	180.



**Specification Information**

**DT3PDD** Pedestal Drawer Dividers and **DT3RT** Pedestal Drawer Reference Tablets are supported with a black painted finish standard.

**Application Notes**

The **DT3PDD** Pedestal Drawer Divider Kit is comprised of a series of magnetic fences that attach to the bottom of steel pedestal (Calibre and S2) pedestal drawer bodies to support space division. May also be used within S2 and Calibre Tower File and Box drawers. Each kit contains (4) 3" wide, (3) 6" wide, (2) 9" wide and (2) 12" wide dividers. Dividers are constructed from steel. **DT3PDD** dividers are not designed to work with 3" high lateral file or pedestal drawers.

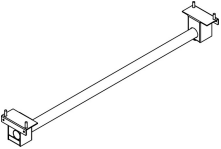
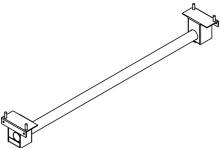
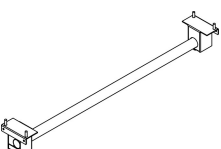
The **DT3FDD** File Drawer Divider Kit is comprised of a series of magnetic fences that attach to the bottom of (Calibre/S2/Morrison Font) lateral file drawer bodies to support space division. Each kit contains (4) 3" wide, (3) 6" wide, (2) 9" wide, (2) 12" and (2) 15" dividers. Dividers are constructed from steel. **DT3FDD** dividers are not designed to work with 3" high lateral file or pedestal drawers.

The **DT3SDD** File Drawer Divider Kit is comprised of a series of magnetic fences that attach to the bottom of (Calibre/S2/Morrison Font) lateral file drawer bodies to support space division. Each kit contains (4) 3" wide, (3) 6" wide, (2) 9" wide, (2) 12" and (2) 15" dividers. Dividers are constructed from steel. **DT3SDD** dividers are designed to work with 3" high lateral file or pedestal drawers.

**Note:** Worksurface Splice Plate Kits are intended for use with Side Access Bookcase and Display Towers only.

**Note:** 15" wide half depth shelves are suitable for use with 15" wide single door towers or within the wardrobe portion of a 30" wide wardrobe tower.

**Note:** 24" wide half depth shelves are suitable for use with 24" wide single door towers or 24" wide double door towers. 30" wide half depth shelves are suitable for use in with 30" wide double door towers only.

description	type	w	d	h	pattern no.	list	P1	P2	P3
Coat bar kit for 9" wide wardrobe					<b>DT3CB9</b>	\$134.			
									
Coat Bar Kit for 15" wide single door or 15" wide wardrobe					<b>DT3CB15</b>	139.			
									
Coat Bar for 24" wide single and double door towers					<b>DT3CB24</b>	151.			
									

**Specification Information**

**DT3PDD** Pedestal Drawer Dividers and **DT3RT** Pedestal Drawer Reference Tablets are supported with a black painted finish standard.

**Application Notes**

The **DT3PDD** Pedestal Drawer Divider Kit is comprised of a series of magnetic fences that attach to the bottom of steel pedestal (Calibre and S2) pedestal drawer bodies to support space division. May also be used within S2 and Calibre Tower File and Box drawers. Each kit contains (4) 3" wide, (3) 6" wide, (2) 9" wide and (2) 12" wide dividers. Dividers are constructed from steel. **DT3PDD** dividers are not designed to work with 3" high lateral file or pedestal drawers.

The **DT3FDD** File Drawer Divider Kit is comprised of a series of magnetic fences that attach to the bottom of (Calibre/S2/Morrison Font) lateral file drawer bodies to support space division. Each kit contains (4) 3" wide, (3) 6" wide, (2) 9" wide, (2) 12" and (2) 15" dividers. Dividers are constructed from steel. **DT3FDD** dividers are not designed to work with 3" high lateral file or pedestal drawers.

The **DT3SDD** File Drawer Divider Kit is comprised of a series of magnetic fences that attach to the bottom of (Calibre/S2/Morrison Font) lateral file drawer bodies to support space division. Each kit contains (4) 3" wide, (3) 6" wide, (2) 9" wide, (2) 12" and (2) 15" dividers. Dividers are constructed from steel. **DT3SDD** dividers are designed to work with 3" high lateral file or pedestal drawers.

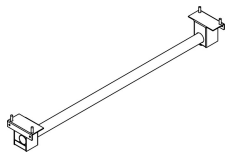
**Note:** Worksurface Splice Plate Kits are intended for use with Side Access Bookcase and Display Towers only.

**Note:** 15" wide half depth shelves are suitable for use with 15" wide single door towers or within the wardrobe portion of a 30" wide wardrobe tower.

**Note:** 24" wide half depth shelves are suitable for use with 24" wide single door towers or 24" wide double door towers. 30" wide half depth shelves are suitable for use in with 30" wide double door towers only.

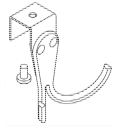
description	type	w	d	h	pattern no.	list	P1	P2	P3
-------------	------	---	---	---	-------------	------	----	----	----

Coat Bar for 30" wide double door towers



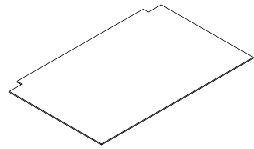
**DT3CB30** \$163.

Drop Down Coat Hook for use in towers without a standard wardrobe



**DT3DCH** 89.

Floor Cover for 9" Wide Wardrobe



**DT3FM9** 65.

**Specification Information**

**DT3PDD** Pedestal Drawer Dividers and **DT3RT** Pedestal Drawer Reference Tablets are supported with a black painted finish standard.

**Application Notes**

The **DT3PDD** Pedestal Drawer Divider Kit is comprised of a series of magnetic fences that attach to the bottom of steel pedestal (Calibre and S2) pedestal drawer bodies to support space division. May also be used within S2 and Calibre Tower File and Box drawers. Each kit contains (4) 3" wide, (3) 6" wide, (2) 9" wide and (2) 12" wide dividers. Dividers are constructed from steel. **DT3PDD** dividers are not designed to work with 3" high lateral file or pedestal drawers.

The **DT3FDD** File Drawer Divider Kit is comprised of a series of magnetic fences that attach to the bottom of (Calibre/S2/Morrison Font) lateral file drawer bodies to support space division. Each kit contains (4) 3" wide, (3) 6" wide, (2) 9" wide, (2) 12" and (2) 15" dividers. Dividers are constructed from steel. **DT3FDD** dividers are not designed to work with 3" high lateral file or pedestal drawers.

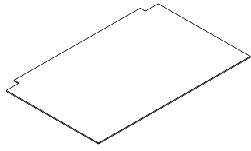
The **DT3SDD** File Drawer Divider Kit is comprised of a series of magnetic fences that attach to the bottom of (Calibre/S2/Morrison Font) lateral file drawer bodies to support space division. Each kit contains (4) 3" wide, (3) 6" wide, (2) 9" wide, (2) 12" and (2) 15" dividers. Dividers are constructed from steel. **DT3SDD** dividers are designed to work with 3" high lateral file or pedestal drawers.

**Note:** Worksurface Splice Plate Kits are intended for use with Side Access Bookcase and Display Towers only.

**Note:** 15" wide half depth shelves are suitable for use with 15" wide single door towers or within the wardrobe portion of a 30" wide wardrobe tower.

**Note:** 24" wide half depth shelves are suitable for use with 24" wide single door towers or 24" wide double door towers. 30" wide half depth shelves are suitable for use in with 30" wide double door towers only.

description	type	w	d	h	pattern no.	list	P1	P2	P3
Floor Cover for 15" Wide Wardrobe					<b>DT3FM15</b>	\$78.			



**Specification Information**

**DT3PDD** Pedestal Drawer Dividers and **DT3RT** Pedestal Drawer Reference Tablets are supported with a black painted finish standard.

**Application Notes**

The **DT3PDD** Pedestal Drawer Divider Kit is comprised of a series of magnetic fences that attach to the bottom of steel pedestal (Calibre and S2) pedestal drawer bodies to support space division. May also be used within S2 and Calibre Tower File and Box drawers. Each kit contains (4) 3" wide, (3) 6" wide, (2) 9" wide and (2) 12" wide dividers. Dividers are constructed from steel. **DT3PDD** dividers are not designed to work with 3" high lateral file or pedestal drawers.

The **DT3FDD** File Drawer Divider Kit is comprised of a series of magnetic fences that attach to the bottom of (Calibre/S2/Morrison Font) lateral file drawer bodies to support space division. Each kit contains (4) 3" wide, (3) 6" wide, (2) 9" wide, (2) 12" and (2) 15" dividers. Dividers are constructed from steel. **DT3FDD** dividers are not designed to work with 3" high lateral file or pedestal drawers.

The **DT3SDD** File Drawer Divider Kit is comprised of a series of magnetic fences that attach to the bottom of (Calibre/S2/Morrison Font) lateral file drawer bodies to support space division. Each kit contains (4) 3" wide, (3) 6" wide, (2) 9" wide, (2) 12" and (2) 15" dividers. Dividers are constructed from steel. **DT3SDD** dividers are designed to work with 3" high lateral file or pedestal drawers.

**Note:** Worksurface Splice Plate Kits are intended for use with Side Access Bookcase and Display Towers only.

**Note:** 15" wide half depth shelves are suitable for use with 15" wide single door towers or within the wardrobe portion of a 30" wide wardrobe tower.

**Note:** 24" wide half depth shelves are suitable for use with 24" wide single door towers or 24" wide double door towers. 30" wide half depth shelves are suitable for use in with 30" wide double door towers only.

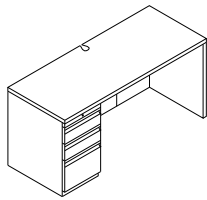


# Calibre Desk

*single pedestal - 24" deep*

Calibre

description	w	d	h	lock	pattern no.	P1	P2	P3
Single-pedestal desk	60"	24"	28 1/2"		<b>CS1-6024(5)N</b>	\$1,716.	\$1,780.	\$1,870.
	60"	24"	28 1/2"	Y	<b>CS1-6024(5)L</b>	1,746.	1,813.	1,903.
	66"	24"	28 1/2"		<b>CS1-6624(5)N</b>	1,756.	1,818.	1,912.
	66"	24"	28 1/2"	Y	<b>CS1-6624(5)L</b>	1,787.	1,851.	1,946.
	72"	24"	28 1/2"		<b>CS1-7224(5)N</b>	1,795.	1,864.	1,958.
	72"	24"	28 1/2"	Y	<b>CS1-7224(5)L</b>	1,831.	1,896.	1,992.



## Order Code

Example:	<b>CS1-6624(5)L-111 F</b>
<b>C</b>	Calibre
<b>S1</b>	Single pedestal desk
<b>66</b>	66" wide
<b>24</b>	24" deep
<b>5</b>	Box/box/file
<b>L</b>	Lock
<b>111</b>	Paint - black
<b>F</b>	Laminate - pumice

## Specification Information

*To order, specify:*

1. Pattern number
2. Pedestal options
3. Lock option
4. Paint finish
5. Laminate finish

The standard pedestal configuration for single pedestal desks is "5" box/box/file pedestal. For other configurations, substitute the appropriate pedestal codes and upcharges where necessary.

*Pedestal upcharges:*

Order Code	Config.	Upcharge
6	3/3/6/12	\$44.
7	12/12	-\$21.
8	3/6/15	\$44.

See page 19 for Calibre desk finishes.

## Application Notes

Single pedestal desks are standard with one box/box/file pedestal matching the worksurface depth. For other drawer combinations, see Specification Information.

File drawers include hanging bars for side to side filing.

Desks will support Overdesk Units. See page 173.

See KnollKey lock program on page 192 for keying information.

*Grommet:*

Center rear grommet is standard on all preconfigured units. Finish is black, and includes cover.

*Construction:*

Worksurfaces are 1/4" thick, 3-ply solid construction and are predrilled at all pedestal, end unit, and bracket locations.

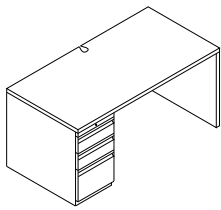
Pedestals, end units, and filler panels are painted steel.

# Calibre Desk

## single pedestal - 30" deep

Calibre

description	w	d	h	lock	pattern no.	P1	P2	P3
Single-pedestal desk	60"	30"	28 1/2"		<b>CS1-6030(5)N</b>	\$1,829.	\$1,896.	\$1,992.
	60"	30"	28 1/2"	Y	<b>CS1-6030(5)L</b>	1,861.	1,928.	2,025.
	66"	30"	28 1/2"		<b>CS1-6630(5)N</b>	1,874.	1,940.	2,036.
	66"	30"	28 1/2"	Y	<b>CS1-6630(5)L</b>	1,907.	1,973.	2,074.
	72"	30"	28 1/2"		<b>CS1-7230(5)N</b>	1,918.	1,988.	2,085.
	72"	30"	28 1/2"	Y	<b>CS1-7230(5)L</b>	1,950.	2,021.	2,122.



### Order Code

Example:	<b>CS1-7230(5)N-111 F</b>
<b>C</b>	Calibre
<b>S1</b>	Single pedestal desk
<b>72</b>	72" wide
<b>30</b>	30" deep
<b>5</b>	Box/box/file
<b>N</b>	No lock
<b>111</b>	Paint - black
<b>F</b>	Laminate - pumice

### Specification Information

*To order, specify:*

1. Pattern number
2. Pedestal options
3. Lock option
4. Paint finish
5. Laminate finish

The standard pedestal configuration for single pedestal desks is "5" box/box/file pedestal. For other configurations, substitute the appropriate pedestal codes and upcharges where necessary.

*Pedestal upcharges:*

Order Code	Config.	Upcharge
6	3/3/6/12	\$75.
7	12/12	-\$22.

See page 19 for Calibre desk finishes.

### Application Notes

Single pedestal desks are standard with one box/box/file pedestal matching the worksurface depth. For other drawer combinations, see Specification Information.

File drawers include hanging bars for side to side filing.

Desks will support Overdesk Units. See page 173.

*Grommet:*  
Center rear grommet is standard on all preconfigured units. Finish is black, and includes cover.

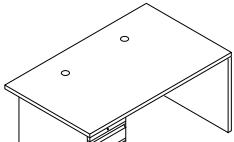
*Construction:*  
Worksurfaces are 1/4" thick, 3-ply solid construction and are predrilled at all pedestal, end unit, and bracket locations.

Pedestals, end units, and filler panels are painted steel.

# Calibre Desk

## single pedestal - 36" deep

Calibre

description	w	d	h	lock	pattern no.	P1	P2	P3
	60"	36"	28 1/2"		<b>CS1-6036(5)N</b>	\$1,869.	\$1,936.	\$2,033.
	60"	36"	28 1/2"	Y	<b>CS1-6036(5)L</b>	1,903.	1,972.	2,072.
	66"	36"	28 1/2"		<b>CS1-6636(5)N</b>	1,909.	1,977.	2,078.
	66"	36"	28 1/2"	Y	<b>CS1-6636(5)L</b>	1,942.	2,016.	2,118.
	72"	36"	28 1/2"		<b>CS1-7236(5)N</b>	1,984.	2,053.	2,154.
	72"	36"	28 1/2"	Y	<b>CS1-7236(5)L</b>	2,020.	2,086.	2,190.

### Order Code

Example:	<b>CS1-7236(5)N-111 F</b>
<b>C</b>	Calibre
<b>S1</b>	Single pedestal desk
<b>72</b>	72" wide
<b>36</b>	36" deep
<b>5</b>	Box/box/file
<b>N</b>	No lock
<b>111</b>	Paint - black
<b>F</b>	Laminate - pumice

### Specification Information

*To order, specify:*

1. Pattern number
2. Pedestal options
3. Lock option
4. Paint finish
5. Laminate finish

The standard pedestal configuration for single pedestal desks is "5" box/box/file pedestal. For other configurations, substitute the appropriate pedestal codes and upcharges where necessary.

*Pedestal upcharges:*

Order Code	Config.	Upcharge
6	3/3/6/12	\$75.
7	12/12	-\$22.

See page 19 for Calibre desk finishes.

### Application Notes

Single pedestal desks are standard with one box/box/file pedestal matching the worksurface depth. For other drawer combinations, see Specification Information.

File drawers include hanging bars for side to side filing.

Desks will support Overdesk Units. See page 173.

#### *Grommet:*

36"D desks include two 3" round black grommets with covers, located inside kneespace.

#### *Construction:*

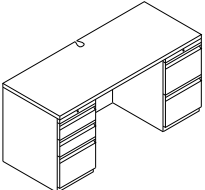
Worksurfaces are 1/4" thick, 3-ply solid construction and are predrilled at all pedestal, end unit, and bracket locations.

Pedestals, end units, and filler panels are painted steel.

# Calibre Desk

## double pedestal - 24" deep

Calibre

description	w	d	h	lock	pattern no.	P1	P2	P3
	60"	24"	28 1/2"		<b>CD1-6024(5)(7)N</b>	\$2,059.	\$2,143.	\$2,249.
	60"	24"	28 1/2"	Y	<b>CD1-6024(5)(7)L</b>	2,124.	2,208.	2,320.
	66"	24"	28 1/2"		<b>CD1-6624(5)(7)N</b>	2,097.	2,183.	2,293.
	66"	24"	28 1/2"	Y	<b>CD1-6624(5)(7)L</b>	2,162.	2,249.	2,362.
	72"	24"	28 1/2"		<b>CD1-7224(5)(7)N</b>	2,139.	2,227.	2,338.
	72"	24"	28 1/2"	Y	<b>CD1-7224(5)(7)L</b>	2,207.	2,293.	2,407.

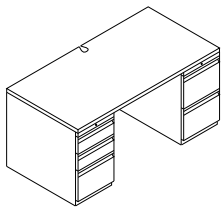
Order Code	Specification Information	Application Notes
Example: <b>CD1-7224(5)(7)L-612 D</b>	<i>To order, specify:</i>	Double pedestal desks are standard with one box/box/file pedestal and one file/file pedestal matching the worksurface depth. For other drawer combinations, see Specification Information.
<b>C</b> Calibre	1. Pattern number	
<b>D1</b> Double pedestal desk	2. Pedestal options	File drawers include hanging bars for side to side filing.
<b>72</b> 72" wide	3. Lock option	Desks will support Overdesk Units. See page 173.
<b>24</b> 24" deep	4. Paint finish	See KnollKey lock program on page 192 for keying information.
<b>5</b> Box/box/file	5. Laminate finish	
<b>7</b> File/file	The standard pedestal configuration for double pedestal desks is "5" box/box/file pedestal and "7" file/file pedestal. For other configurations, substitute the appropriate pedestal codes and upcharges where necessary.	<i>Grommet:</i> Center rear grommet is standard on all preconfigured units. Finish is black, and includes cover.
<b>L</b> Lock		<i>Construction:</i> Worksurfaces are 1 1/4" thick, 3-ply solid construction and are predrilled at all pedestal, end unit, and bracket locations.
<b>612</b> Paint - medium metallic grey		Pedestals, end units, and filler panels are painted steel.
<b>D</b> Laminate - Sand		
	<i>Pedestal upcharges:</i>	
	Order Code    Config.    Upcharge	
	5                6/6/12    \$ 0.	
	6                3/3/6/12   \$44.	
	7                12/12     -\$22.	
	8                3/6/15     \$44.	
	See page 19 for Calibre desk finishes.	

# Calibre Desk

## *double pedestal - 30" deep*

Calibre

description	w	d	h	lock	pattern no.	P1	P2	P3
Double-pedestal desk	60"	30"	28 1/2"		<b>CD1-6030(5)(7)N</b>	\$2,178.	\$2,263.	\$2,376.
	60"	30"	28 1/2"	Y	<b>CD1-6030(5)(7)L</b>	2,242.	2,332.	2,447.
	66"	30"	28 1/2"		<b>CD1-6630(5)(7)N</b>	2,223.	2,306.	2,422.
	66"	30"	28 1/2"	Y	<b>CD1-6630(5)(7)L</b>	2,286.	2,373.	2,495.
	72"	30"	28 1/2"		<b>CD1-7230(5)(7)N</b>	2,264.	2,356.	2,472.
	72"	30"	28 1/2"	Y	<b>CD1-7230(5)(7)L</b>	2,333.	2,419.	2,540.

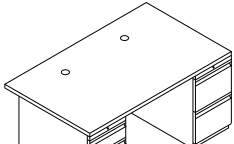


Order Code	Specification Information	Application Notes
Example: <b>CD1-7230(5)(7)N-612 G</b>	<i>To order, specify:</i>	Double pedestal desks are standard with one box/box/file pedestal and one file/file pedestal matching the worksurface depth. For other drawer combinations, see Specification Information.
<b>C</b> Calibre	1. Pattern number	
<b>D1</b> Double pedestal desk	2. Pedestal options	File drawers include hanging bars for side to side filing.
<b>72</b> 72" wide	3. Lock option	Desks will support Overdesk Units. See page 173.
<b>30</b> 30" deep	4. Paint finish	See KnollKey lock program on page 192 for keying information.
<b>5</b> Box/box/file	5. Laminate finish	
<b>7</b> File/file	The standard pedestal configuration for double pedestal desks is "5" box/box/file pedestal and "7" file/file pedestal. For other configurations, substitute the appropriate pedestal codes and upcharges where necessary.	<i>Grommet:</i> Center rear grommet is standard on all preconfigured units. Finish is black, and includes cover.
<b>N</b> No lock		<i>Construction:</i> Worksurfaces are 1/4" thick, 3-ply solid construction and are predrilled at all pedestal, end unit, and bracket locations.
<b>612</b> Paint - medium metallic grey		Pedestals, end units, and filler panels are painted steel.
<b>G</b> Laminate - medium grey		
	<i>Pedestal upcharges:</i>	
	Order Code    Config.    Upcharge	
	5                6/6/12    \$ 0.	
	6                3/3/6/12   \$75.	
	7                12/12     -\$22.	
	See page 19 for Calibre desk finishes.	

# Calibre Desk

## double pedestal - 36" deep

Calibre

description	w	d	h	lock	pattern no.	P1	P2	P3
	60"	36"	28 1/2"		<b>CD1-6036(5)(7)N</b>	\$2,213.	\$2,298.	\$2,412.
	60"	36"	28 1/2"	Y	<b>CD1-6036(5)(7)L</b>	2,277.	2,364.	2,481.
	66"	36"	28 1/2"		<b>CD1-6636(5)(7)N</b>	2,252.	2,338.	2,454.
	66"	36"	28 1/2"	Y	<b>CD1-6636(5)(7)L</b>	2,315.	2,404.	2,524.
	72"	36"	28 1/2"		<b>CD1-7236(5)(7)N</b>	2,330.	2,415.	2,534.
	72"	36"	28 1/2"	Y	<b>CD1-7236(5)(7)L</b>	2,392.	2,479.	2,606.

### Order Code

Example:	<b>CD1-7236(5)(7)N-612 G</b>
<b>C</b>	Calibre
<b>D1</b>	Double pedestal desk
<b>72</b>	72" wide
<b>36</b>	36" deep
<b>5</b>	Box/box/file
<b>7</b>	File/file
<b>N</b>	No lock
<b>612</b>	Paint - medium metallic grey
<b>G</b>	Laminate - medium grey

### Specification Information

*To order, specify:*

1. Pattern number
2. Pedestal options
3. Lock option
4. Paint finish
5. Laminate finish

The standard pedestal configuration for double pedestal desks is "5" box/box/file pedestal and "7" file/file pedestal. For other configurations, substitute the appropriate pedestal codes and upcharges where necessary.

#### Pedestal upcharges:

Order Code	Config.	Upcharge
5	6/6/12	\$ 0.
6	3/3/6/12	\$75.
7	12/12	-\$22.

See page 19 for Calibre desk finishes.

### Application Notes

36" deep double pedestal desks are standard with one box/box/file pedestal and one file/file pedestal. For other drawer combinations, see Specification Information.

36"D desks have a 6" overhang at the rear.

File drawers include hanging bars for side to side filing.

Desks will support Overdesk Units. See page 173.

See KnollKey lock program on page 192 for keying information.

#### Grommet:

36"D desks include two 3" round black grommets, located inside kneespace.

#### Construction:

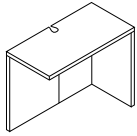
Worksurfaces are 1 1/4" thick, 3-ply solid construction and are predrilled at all pedestal, end unit, and bracket locations.

Pedestals, end units, and filler panels are painted steel.

Calibre Desk  
 return - 18" and 24" deep  
 with end unit

Calibre

description	w	d	h	pattern no.	P1	P2	P3
Returns with end unit	36"	18"	28 1/2"	<b>CR1-3618</b>	\$772.	\$794.	\$834.
	36"	24"	28 1/2"	<b>CR1-3624</b>	856.	883.	925.
	42"	18"	28 1/2"	<b>CR1-4218</b>	809.	834.	875.
	42"	24"	28 1/2"	<b>CR1-4224</b>	896.	921.	970.
	48"	18"	28 1/2"	<b>CR1-4818</b>	853.	880.	923.
	48"	24"	28 1/2"	<b>CR1-4824</b>	940.	966.	1,015.
	60"	18"	28 1/2"	<b>CR1-6018</b>	937.	956.	1,008.
	60"	24"	28 1/2"	<b>CR1-6024</b>	1,022.	1,049.	1,100.



**Order Code**

Example: <b>CR1-4218-612 F</b>
<b>C</b> Calibre
<b>R1</b> Return
<b>42</b> 42" wide
<b>18</b> 18" deep
<b>612</b> Paint - medium metallic grey
<b>F</b> Laminate - pumice

**Specification Information**

*To order, specify:*

1. Pattern number
2. Paint finish
3. Laminate finish

See page 19 for Calibre desk finishes.

**Application Notes**

Returns include flat brackets for attachment to desks or corner units.

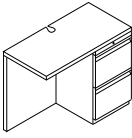
*Construction:*  
 Worksurfaces are 1 1/4" thick, 3-ply solid construction and are predrilled at all pedestal, end unit, and bracket locations.

End units, and filler panels are painted steel.

*Grommet:*  
 Center rear grommet is standard on all preconfigured units. Finish is black, and includes cover.

Calibre Desk  
return - 18" and 24" deep  
with pedestal

Calibre

description	w	d	h	lock	pattern no.	P1	P2	P3
Returns with pedestal	36"	18"	28 1/2"		<b>CR1-3618(7)N</b>	\$1,076.	\$1,119.	\$1,173.
	36"	18"	28 1/2"	Y	<b>CR1-3618(7)L</b>	1,107.	1,151.	1,207.
	36"	24"	28 1/2"		<b>CR1-3624(7)N</b>	1,200.	1,241.	1,305.
	36"	24"	28 1/2"	Y	<b>CR1-3624(7)L</b>	1,233.	1,275.	1,342.
	42"	18"	28 1/2"		<b>CR1-4218(7)N</b>	1,118.	1,158.	1,213.
	42"	18"	28 1/2"	Y	<b>CR1-4218(7)L</b>	1,150.	1,191.	1,246.
	42"	24"	28 1/2"		<b>CR1-4224(7)N</b>	1,239.	1,285.	1,349.
	42"	24"	28 1/2"	Y	<b>CR1-4224(7)L</b>	1,272.	1,318.	1,384.
	48"	18"	28 1/2"		<b>CR1-4818(7)N</b>	1,159.	1,202.	1,264.
	48"	18"	28 1/2"	Y	<b>CR1-4818(7)L</b>	1,192.	1,235.	1,295.
	48"	24"	28 1/2"		<b>CR1-4824(7)N</b>	1,282.	1,328.	1,393.
	48"	24"	28 1/2"	Y	<b>CR1-4824(7)L</b>	1,315.	1,360.	1,429.
	60"	18"	28 1/2"		<b>CR1-6018(7)N</b>	1,239.	1,283.	1,348.
	60"	18"	28 1/2"	Y	<b>CR1-6018(7)L</b>	1,272.	1,317.	1,383.
	60"	24"	28 1/2"		<b>CR1-6024(7)N</b>	1,364.	1,410.	1,480.
	60"	24"	28 1/2"	Y	<b>CR1-6024(7)L</b>	1,396.	1,443.	1,514.

Order Code

Example:	<b>CR1-6024(7)L-612 L</b>
<b>C</b>	Calibre
<b>R1</b>	Return
<b>60</b>	60" wide
<b>24</b>	24" deep
<b>7</b>	File/file
<b>L</b>	Lock
<b>612</b>	Paint - medium metallic grey
<b>L</b>	Laminate - light grey

Specification Information

*To order, specify:*

1. Pattern number
2. Pedestal options
3. Lock option
4. Paint finish
5. Laminate finish

The standard pedestal configuration for returns with pedestal is "7" file/file pedestal. For other configurations, substitute the appropriate pedestal codes and upcharges where necessary.

*Pedestal upcharges:*

Order Code	Config.	Upcharge
5	6/6/12	\$21.
6(24" only)	3/3/6/12	\$66.
8(24" only)	3/6/15	\$66.

See page 19 for Calibre desk finishes.

Application Notes

Returns with pedestal are standard with one file/file pedestal. For other drawer combinations, see Specification Information.

File drawers include hanging bars for side to side filing.

Returns include flat brackets for attachment to desks or corner units.

See KnollKey lock program on page 192 for keying information.

*Grommet:*  
Center rear grommet is standard on all preconfigured units. Finish is black, and includes cover.

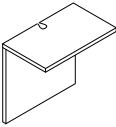
*Construction:*  
Worksurfaces are 1/4" thick, 3-ply solid construction and are predrilled at all pedestal, end unit, and bracket locations.

Pedestals, end units, and filler panels are painted steel.



Calibre Desk  
*bridge unit for "U" configuration*  
*18" and 24" deep*

Calibre

description	w	d	h	pattern no.	P1	P2	P3
	30"	18"	28½"	<b>CB1-3018</b>	\$454.	\$462.	\$484.
	30"	24"	28½"	<b>CB1-3024</b>	513.	520.	545.
	36"	18"	28½"	<b>CB1-3618</b>	481.	487.	515.
	36"	24"	28½"	<b>CB1-3624</b>	537.	544.	573.
	42"	18"	28½"	<b>CB1-4218</b>	521.	526.	554.
	42"	24"	28½"	<b>CB1-4224</b>	578.	584.	614.
	48"	18"	28½"	<b>CB1-4818</b>	562.	574.	603.
	48"	24"	28½"	<b>CB1-4824</b>	620.	628.	660.

**Order Code**

Example: <b>CB1-4218-612 F</b>
<b>C</b> Calibre
<b>B1</b> Bridge unit
<b>42</b> 42" wide
<b>18</b> 18" deep
<b>612</b> Paint - medium metallic grey
<b>F</b> Laminate - pumice

**Specification Information**

*To order, specify:*

1. Pattern number
2. Paint finish
3. Laminate finish

See page 19 for Calibre desk finishes.

**Application Notes**

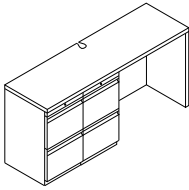
Bridge units include flat brackets for attachment to desks or corner units.

*Grommet:*  
 Center rear grommet is standard on all preconfigured units. Finish is black, and includes cover.

*Construction:*  
 Worksurfaces are 1¼" thick, 3-ply solid construction and are predrilled at all pedestal, end unit, and bracket locations.

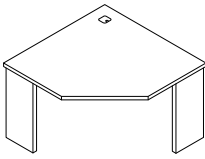
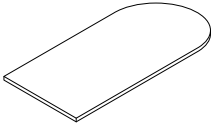

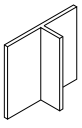
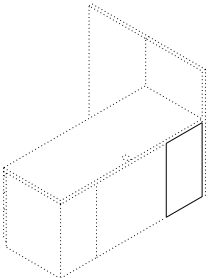
Filler panels are painted steel.

Calibre Desk  
*credenza - 18" and 24" deep*  
*for "U" configurations with pedestals*

description	w	d	h	lock	pattern no.	P1	P2	P3
 Credenzas for "U" configurations	66"	18"	28 1/2"		<b>CU1-6618(7)(7)N</b>	\$2,232.	\$2,329.	\$2,443.
	66"	18"	28 1/2"	Y	<b>CU1-6618(7)(7)L</b>	2,263.	2,359.	2,475.
	66"	24"	28 1/2"		<b>CU1-6624(7)(7)N</b>	2,454.	2,556.	2,681.
	66"	24"	28 1/2"	Y	<b>CU1-6624(7)(7)L</b>	2,487.	2,588.	2,714.
	72"	18"	28 1/2"		<b>CU1-7218(7)(7)N</b>	2,276.	2,368.	2,488.
	72"	18"	28 1/2"	Y	<b>CU1-7218(7)(7)L</b>	2,305.	2,403.	2,523.
	72"	24"	28 1/2"		<b>CU1-7224(7)(7)N</b>	2,498.	2,599.	2,731.
	72"	24"	28 1/2"	Y	<b>CU1-7224(7)(7)L</b>	2,528.	2,630.	2,761.

Order Code	Specification Information	Application Notes
Example: <b>CU1-6624(7)(7)L-117 G</b>	<i>To order, specify:</i>	U credenzas are standard with two file/file pedestal. For other drawer combinations, see Specification Information.
<b>C</b> Calibre	1. Pattern number	File drawers include hanging bars for side to side filing.
<b>U1</b> U credenza	2. Pedestal options	
<b>66</b> 66" wide	3. Lock option	
<b>24</b> 24" deep	4. Paint finish	
<b>7</b> File/file	5. Laminate finish	
<b>7</b> File/file	The standard pedestal configuration for U Credenzas is "77", two file/file pedestals. For other configurations, substitute the appropriate pedestal codes and upcharges where necessary.	Desks will support Overdesk Units. See page 173.
<b>L</b> Lock		See KnollKey lock program on page 192 for keying information.
<b>117</b> Paint - soft grey		<i>Grommet:</i> Center rear grommet is standard on all preconfigured units. Finish is black, and includes cover.
<b>G</b> Laminate - medium grey		<i>Construction:</i> Worksurfaces are 1 1/4" thick, 3-ply solid construction and are predrilled at all pedestal, end unit, and bracket locations.
	<i>Pedestal upcharges:</i>	Pedestals, end units, and filler panels are painted steel.
	Order Code    Config.    Upcharge	
	5            6/6/12    \$21.	
	6(24" only)    3/3/6/12    \$66.	
	8(24" only)    3/6/15    \$66.	
	See page 19 for Calibre desk finishes.	

*VDT corners, rounded end worksurfaces and brackets*

description	w	d	h	pattern no.	P1	P2	P3
 <p>VDT corner unit</p>	36"	24"	28 1/2"	<b>CV1-3624</b>	\$1,252.	\$1,315.	\$1,382.
	42"	24"	28 1/2"	<b>CV1-4224</b>	1,347.	1,417.	1,486.
	48"	24"	28 1/2"	<b>CV1-4824</b>	1,463.	1,533.	1,609.
 <p>Rounded end workspace</p>	62 5/8"	30"	1 1/4"	<b>CW1-R6330B</b>	915.		
	74 5/8"	30"	1 1/4"	<b>CW1-R7530B</b>	942.		
 <p>Support column</p>	5"	-	27"	<b>CB1-L26</b>	181.		
 <p>T-shaped end unit</p>	9"	30"	27 1/4"	<b>CDE1-T30</b>	322.	337.	356.
 <p>Desk integration bracket</p>	15"	1 1/2"	27 1/4"	<b>CB1-I18</b>	178.	188.	197.
	15"	1 1/2"	27 1/4"	<b>CB1-I24</b>	193.	205.	213.
	15"	1 1/2"	27 1/4"	<b>CB1-I30</b>	204.	212.	220.

**Order Code**

Example:	<b>CV1-3624-117 F</b>
<b>C</b>	Calibre
<b>V1</b>	VDT corner unit
<b>36</b>	36" width
<b>24</b>	24" depth
<b>117</b>	Soft grey paint
<b>F</b>	Pumice laminate

**Specification Information**

*VDT corner unit:*  
*To order, specify:*

1. Pattern number
2. Paint finish
3. Laminate finish

*Rounded end workspace:*  
*To order, specify:*

1. Pattern number
2. Laminate finish

*T-shaped end unit and desk integration bracket:*  
*To order, specify:*

1. Pattern number
2. Paint color

See page 19 for Calibre desk finishes.

**Application Notes**

*VDT corner units:*  
 Freestanding VDT corner units must have returns attached to both sides.

*Rounded end worksurfaces:*  
 Calibre rounded end worksurfaces can be supported by a support column and T-shape end units or made into a desk with Calibre pedestals, end units and filler panels. Specify support components separately.

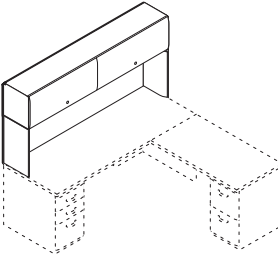
Rounded end tops with woodgrain laminate have a black 10mm T-mold edge.

*Support column:*  
 Used to support end of rounded end workspace. Available in black only.

*Desk integration bracket:*  
 Can be used in place of a Calibre end unit when end of desk is modular with Morrison panel. Maintains filler panel modularity while supporting desk end and allowing access to duplex receptacles in panel raceway.

# Calibre Desk overdesk unit with pass through

Calibre

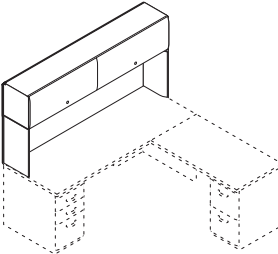
description	w	d	h	lock	pattern no.	P1	P2	P3
	36"	13"	35 1/2"		<b>COD2-36N</b>	\$1,087.	\$1,139.	\$1,200.
	36"	13"	35 1/2"	Y	<b>COD2-36L</b>	1,150.	1,207.	1,268.
	42"	13"	35 1/2"		<b>COD2-42N</b>	1,150.	1,206.	1,267.
	42"	13"	35 1/2"	Y	<b>COD2-42L</b>	1,213.	1,273.	1,341.
	48"	13"	35 1/2"		<b>COD2-48N</b>	1,213.	1,273.	1,341.
	48"	13"	35 1/2"	Y	<b>COD2-48L</b>	1,277.	1,344.	1,408.
	60"	13"	35 1/2"		<b>COD2-60N</b>	1,277.	1,344.	1,408.
	60"	13"	35 1/2"	Y	<b>COD2-60L</b>	1,405.	1,476.	1,551.
	66"	13"	35 1/2"		<b>COD2-66N</b>	1,343.	1,408.	1,478.
	66"	13"	35 1/2"	Y	<b>COD2-66L</b>	1,470.	1,545.	1,621.
	72"	13"	35 1/2"		<b>COD2-72N</b>	1,405.	1,476.	1,551.
72"	13"	35 1/2"	Y	<b>COD2-72L</b>	1,533.	1,610.	1,691.	
Overhead lock retrofit kit					<b>DS1OHL</b>	62.		
Vertical dividers (6)					<b>CO1-VD</b>	160.	172.	178.



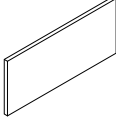
Order Code	Specification Information	Application Notes
Example: <b>COD2-72L-612</b>	<i>To order, specify:</i>	
<b>C</b> Calibre	1. Pattern number	Overdesk Units can be used over desks or credenzas alone, or a combination of desks, credenzas, returns, and corner units. Spans of greater than 72" require two units. Not for use with 36"D desks.
<b>OD2</b> Overdesk unit	2. Lock options	36"-48" overdesks have a single door; 60" - 72" units have two doors.
<b>72</b> 72" wide	3. Paint finish	66" Overdesk ships with one 30" and one 36" door. Either door can be placed on either side of cabinet (30" on left, 30" on right).
<b>L</b> Lock	See page 19 for Calibre desk finishes.	<i>Construction:</i> Stanchions and overheads are painted steel.
<b>612</b> Medium metallic grey		Calibre overdesk units ordered without locks include black lock plug in each door to allow for lock retrofit.
		Overall height of Overdesk Units, when mounted on Calibre Desk components, is compatible with 64" Morrison panels. Task lights are not included. See page 166.
		Overdesk units include overhead and 2 stanchions. Order privacy screens on page 175.
		Overdesk units must be modular with worksurfaces.
		Overdesk stanchions include a concealed vertical wire manager, and slots for Orchestra load bars.
		Two lock retrofit kits are required for each 60", 66" and 72" unit.
		See KnollKey lock program on page 192 for keying information.

Calibre Desk  
*overdesk unit*  
*with pass through and touchdown hinge mechanism*

Calibre

description	w	d	h	lock	pattern no.	P1	P2	P3
	36"	13"	35 1/2"		<b>COD2-36EN</b>	\$1,303.	\$1,356.	\$1,416.
	36"	13"	35 1/2"	Y	<b>COD2-36EL</b>	1,362.	1,423.	1,483.
	42"	13"	35 1/2"		<b>COD2-42EN</b>	1,362.	1,421.	1,481.
	42"	13"	35 1/2"	Y	<b>COD2-42EL</b>	1,431.	1,493.	1,554.
	48"	13"	35 1/2"		<b>COD2-48EN</b>	1,431.	1,493.	1,554.
	48"	13"	35 1/2"	Y	<b>COD2-48EL</b>	1,495.	1,558.	1,625.
	60"	13"	35 1/2"		<b>COD2-60EN</b>	1,710.	1,776.	1,842.
	60"	13"	35 1/2"	Y	<b>COD2-60EL</b>	1,838.	1,911.	1,984.
	66"	13"	35 1/2"		<b>COD2-66EN</b>	1,774.	1,842.	1,913.
	66"	13"	35 1/2"	Y	<b>COD2-66EL</b>	1,902.	1,975.	2,053.
	72"	13"	35 1/2"		<b>COD2-72EN</b>	1,838.	1,911.	1,984.
	72"	13"	35 1/2"	Y	<b>COD2-72EL</b>	1,965.	2,042.	2,123.
Overhead lock retrofit kit					<b>DS1OHL</b>	62.		
Vertical dividers (6)					<b>CO1-VD</b>	160.	172.	178.

Order Code	Specification Information	Application Notes
Example: <b>COD2-72EL-612</b>	<i>To order, specify:</i>	
<b>C</b> Calibre	1. Pattern number	Overdesk Units can be used over desks or credenzas alone, or a combination of desks, credenzas, returns, and corner units. Spans of greater than 72" require two units. Not for use with 36"D desks.
<b>OD2</b> Overdesk unit	2. Lock options	36"-48" overdesks have a single door; 60" - 72" units have two doors.
<b>72</b> 72" wide	3. Paint finish	66" Overdesk ships with one 30" and one 36" door. Either door can be placed on either side of cabinet (30" on left, 30" on right).
<b>E</b> Touchdown hinge	See page 19 for Calibre desk finishes.	<i>Construction:</i> Stanchions and overheads are painted steel.
<b>L</b> Lock		Calibre overdesk units ordered without locks include black lock plug in each door to allow for lock retrofit.
<b>612</b> Medium metallic grey		Two lock retrofit kits are required for each 60", 66" and 72" unit. See KnollKey lock program on page 192 for keying information.
		Overdesk units include overhead and 2 stanchions. Order privacy screens on page 175.
		Overdesk units must be modular with worksurfaces.
		Overall height of Overdesk Units, when mounted on Calibre Desk components, is compatible with 64" Morrison panels. Task lights are not included. See page 166.
		Overdesk stanchions include a concealed vertical wire manager, and slots for Orchestra load bars.

description	w	h	worksurface w	pattern no.	grade							
					10	15	20	25	30	35	40	45
 Privacy screen	18"	20"	30"	<b>CSC3-A30</b>	\$237.	\$246.	\$256.	\$260.	\$267.	\$273.	\$278.	\$285.
	24"	20"	36"	<b>CSC3-A36</b>	254.	260.	275.	279.	286.	294.	297.	304.
	30"	20"	42"	<b>CSC3-A42</b>	263.	269.	285.	290.	298.	304.	309.	317.
	36"	20"	48"	<b>CSC3-A48</b>	279.	288.	300.	306.	315.	319.	327.	335.
	42"	20"	54"	<b>CSC3-A54</b>	289.	298.	314.	318.	327.	333.	337.	345.
	48"	20"	60"	<b>CSC3-A60</b>	297.	305.	319.	327.	335.	340.	345.	356.
	54"	20"	66"	<b>CSC3-A66</b>	318.	329.	342.	351.	362.	367.	373.	381.
	60"	20"	72"	<b>CSC3-A72</b>	332.	340.	357.	365.	373.	377.	386.	399.

**Order Code**

Example:	<b>CSC3-A30</b>
<b>CSC3</b>	Calibre screen
<b>30</b>	30" wide
<b>T302</b>	Smoke

**Specification Information**

*To order privacy screens, specify:*

1. Pattern number
2. Fabric selection

*Fabric finish options for screen:*  
See fabric selection on page 19.

See page 19 for Calibre desk finishes.

**Application Notes**

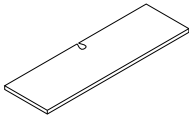
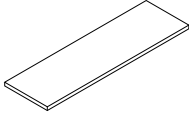

*Privacy Screens:*  
Privacy screens can be used with overdesk units only.

Order screen width to match overall width of desk, or combination of worksurfaces.

Screens are tackable on both sides, and include a black PVC trim at the top to prevent fabric wear and soiling.

Screens include an integral wire manager that conceals cables wrapping around the rear of worksurfaces.

Calibre Desk  
 1 1/4" worksurfaces  
 18" deep

description	type	w	d	h	pattern no.	laminate
Straight worksurface, with grommets 		30"	18"	1 1/4"	<b>CW1-S3018-A</b>	\$258.
		36"	18"	1 1/4"	<b>CW1-S3618-A</b>	275.
		42"	18"	1 1/4"	<b>CW1-S4218-A</b>	305.
		48"	18"	1 1/4"	<b>CW1-S4818-A</b>	337.
		60"	18"	1 1/4"	<b>CW1-S6018-A</b>	403.
		66"	18"	1 1/4"	<b>CW1-S6618-A</b>	436.
		72"	18"	1 1/4"	<b>CW1-S7218-A</b>	466.
Straight worksurface, no grommets 		30"	18"	1 1/4"	<b>CW1-S3018-B</b>	234.
		36"	18"	1 1/4"	<b>CW1-S3618-B</b>	251.
		42"	18"	1 1/4"	<b>CW1-S4218-B</b>	284.
		48"	18"	1 1/4"	<b>CW1-S4818-B</b>	316.
		60"	18"	1 1/4"	<b>CW1-S6018-B</b>	376.
		66"	18"	1 1/4"	<b>CW1-S6618-B</b>	410.
		72"	18"	1 1/4"	<b>CW1-S7218-B</b>	442.
Worksurface reinforcements 	For use with a 60" worksurface				<b>CRB60</b>	38.
	For use with a 66" worksurface				<b>CRB66</b>	47.
	For use with a 72" worksurface				<b>CRB72</b>	55.

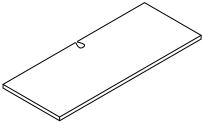
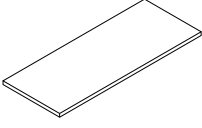
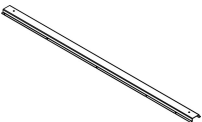
Order Code	Specification Information	Application Notes
Example: <b>CW1-S3618-B G</b>	<i>To order, specify:</i>	18"D worksurfaces can be used as main worksurfaces, returns, bridge units, or credenza tops. They can be supported by end units, pedestals, or flat brackets.
<b>C</b> Calibre	1. Pattern number	<i>Grommet:</i> Center rear grommet is standard on all preconfigured units. Finish is black, and includes cover.
<b>W1</b> Calibre worksurface 1 1/4" thick	2. Laminate finish	
<b>S</b> Straight	See page 19 for Calibre desk finishes.	<i>Construction:</i> Worksurfaces are 1 1/4" thick, 3-ply solid construction, and are predrilled at all pedestal, end unit, and bracket locations.
<b>36</b> 36" wide	<i>Grommets/no grommets:</i>	
<b>18</b> 18" deep	A = worksurface include grommets	Worksurface reinforcements are required when two end units are used to support a 60", 66", or 72" worksurface.
<b>B</b> No grommet	B = worksurface does not include grommets	
<b>G</b> Laminate - medium grey		

# Calibre Desk

## 1 1/4" worksurfaces

### 24" deep

Calibre

description	type	w	d	h	pattern no.	laminate
Straight worksurface, with grommets 		30"	24"	1 1/4"	<b>CW1-S3024-A</b>	\$304.
		36"	24"	1 1/4"	<b>CW1-S3624-A</b>	319.
		42"	24"	1 1/4"	<b>CW1-S4224-A</b>	352.
		48"	24"	1 1/4"	<b>CW1-S4824-A</b>	382.
		60"	24"	1 1/4"	<b>CW1-S6024-A</b>	448.
		66"	24"	1 1/4"	<b>CW1-S6624-A</b>	481.
		72"	24"	1 1/4"	<b>CW1-S7224-A</b>	515.
Straight worksurface, no grommets 		30"	24"	1 1/4"	<b>CW1-S3024-B</b>	281.
		36"	24"	1 1/4"	<b>CW1-S3624-B</b>	297.
		42"	24"	1 1/4"	<b>CW1-S4224-B</b>	330.
		48"	24"	1 1/4"	<b>CW1-S4824-B</b>	363.
		60"	24"	1 1/4"	<b>CW1-S6024-B</b>	425.
		66"	24"	1 1/4"	<b>CW1-S6624-B</b>	456.
		72"	24"	1 1/4"	<b>CW1-S7224-B</b>	488.
Worksurface reinforcements 	For use with a 60" worksurface				<b>CRB60</b>	38.
	For use with a 66" worksurface				<b>CRB66</b>	47.
	For use with a 72" worksurface				<b>CRB72</b>	55.

#### Order Code

Example:	<b>CW1-S3624-B D</b>
<b>C</b>	Calibre
<b>W1</b>	Calibre worksurface 1 1/4" thick
<b>S</b>	Straight
<b>36</b>	36" wide
<b>24</b>	24" deep
<b>B</b>	No grommet
<b>D</b>	Laminate - sand

#### Specification Information

*To order, specify:*

1. Pattern number
2. Laminate finish

See page 19 for Calibre desk finishes.

*Grommets/no grommets:*

A = worksurface include grommets

B = worksurface does not include grommets

#### Application Notes

24"D worksurfaces can be used as main worksurfaces, returns, bridge units, or credenza tops. They can be supported by end units, pedestals, or flat brackets.

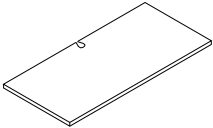
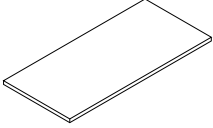
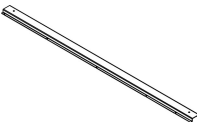
*Grommet:*  
Center rear grommet is standard on all preconfigured units. Finish is black, and includes cover.

*Construction:*  
Worksurfaces are 1 1/4" thick, 3-ply solid construction, and are predrilled at all pedestal, end unit, and bracket locations.

Worksurface reinforcements are required when two end units are used to support a 60", 66", or 72" worksurface.



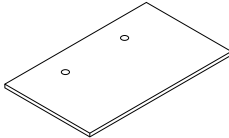
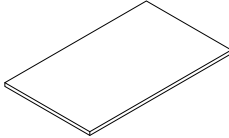
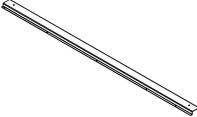
Calibre Desk  
 1 1/4" worksurfaces  
 30" deep

description	type	w	d	h	pattern no.	laminate
Straight worksurface, with grommets 		30"	30"	1 1/4"	<b>CW1-S3030-A</b>	\$335.
		36"	30"	1 1/4"	<b>CW1-S3630-A</b>	351.
		42"	30"	1 1/4"	<b>CW1-S4230-A</b>	381.
		48"	30"	1 1/4"	<b>CW1-S4830-A</b>	413.
		60"	30"	1 1/4"	<b>CW1-S6030-A</b>	480.
		66"	30"	1 1/4"	<b>CW1-S6630-A</b>	513.
		72"	30"	1 1/4"	<b>CW1-S7230-A</b>	544.
Straight worksurface, no grommets 		30"	30"	1 1/4"	<b>CW1-S3030-B</b>	314.
		36"	30"	1 1/4"	<b>CW1-S3630-B</b>	329.
		42"	30"	1 1/4"	<b>CW1-S4230-B</b>	362.
		48"	30"	1 1/4"	<b>CW1-S4830-B</b>	393.
		60"	30"	1 1/4"	<b>CW1-S6030-B</b>	454.
		66"	30"	1 1/4"	<b>CW1-S6630-B</b>	487.
		72"	30"	1 1/4"	<b>CW1-S7230-B</b>	521.
Worksurface reinforcements 	For use with a 60" worksurface				<b>CRB60</b>	38.
	For use with a 66" worksurface				<b>CRB66</b>	47.
	For use with a 72" worksurface				<b>CRB72</b>	55.

Order Code	Specification Information	Application Notes
Example: <b>CW1-S3630-B G</b>	<i>To order, specify:</i>	30"D worksurfaces can be used as main worksurfaces, returns, bridge units, or credenza tops. They can be supported by end units, pedestals, or flat brackets.
<b>C</b> Calibre	1. Pattern number	<i>Grommet:</i> Center rear grommet is standard on all preconfigured units. Finish is black, and includes cover.
<b>W1</b> Calibre worksurface 1 1/4" thick	2. Laminate finish	
<b>S</b> Straight	See page 19 for Calibre desk finishes.	<i>Construction:</i> Worksurfaces are 1 1/4" thick, 3-ply solid construction, and are predrilled at all pedestal, end unit, and bracket locations.
<b>36</b> 36" wide	<i>Grommets/no grommets:</i>	
<b>30</b> 30" deep	A = worksurface include grommets	Worksurface reinforcements are required when two end units are used to support a 60", 66", or 72" worksurface.
<b>B</b> No grommet	B = worksurface does not include grommets	
<b>G</b> Laminate - medium grey		

Calibre Desk  
 1 1/4" worksurfaces  
 36" deep

Calibre

description	type	w	d	h	pattern no.	laminate
Straight worksurface with grommets 		60"	36"	1 1/4"	<b>CW1-S6036-A</b>	\$529.
		66"	36"	1 1/4"	<b>CW1-S6636-A</b>	561.
		72"	36"	1 1/4"	<b>CW1-S7236-A</b>	627.
Straight worksurface, no grommets 		60"	36"	1 1/4"	<b>CW1-S6036-B</b>	510.
		66"	36"	1 1/4"	<b>CW1-S6636-B</b>	540.
		72"	36"	1 1/4"	<b>CW1-S7236-B</b>	605.
Worksurface reinforcements 	For use with a 60" worksurface				<b>CRB60</b>	38.
	For use with a 66" worksurface				<b>CRB66</b>	47.
	For use with a 72" worksurface				<b>CRB72</b>	55.

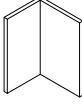
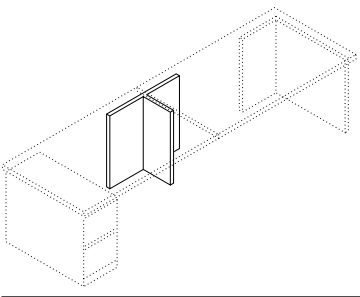


Order Code	Specification Information
Example: <b>CW1-S7236-A G</b>	
<b>C</b> Calibre	
<b>W1</b> Calibre worksurface 1 1/4" T	
<b>S</b> Straight	
<b>72</b> 72" wide	
<b>36</b> 36" deep	
<b>A</b> Grommets	
<b>G</b> Laminate - medium grey	

Specification Information	Application Notes
<i>To order, specify:</i> 1. Pattern number 2. Laminate finish  See page 19 for Calibre desk finishes.  <i>Grommets/no grommets:</i> A = worksurface include grommets B = worksurface does not include grommets	36"D worksurfaces can be used as main worksurfaces and can be supported by 30" end units or pedestals.  <i>Grommet:</i> 36"D worksurfaces feature two round grommets.  <i>Construction:</i> Worksurfaces are 1 1/4" thick, 3-ply solid construction, and are predrilled at all pedestal, end unit, and bracket locations.  Worksurface reinforcements are required when two end units are used to support a 60", 66", or 72" worksurface.

# Calibre Desk

## desk end unit

Calibre

description	w	d	h	pattern no.	P1	P2	P3	list price
End unit	15"	18"	27 1/4"	<b>CDE1-18</b>	\$322.	\$337.	\$356.	
	15"	24"	27 1/4"	<b>CDE1-24</b>	353.	372.	391.	
	15"	30"	27 1/4"	<b>CDE1-30</b>	385.	405.	425.	
Intermediate end unit	30"	14"	27 1/4"	<b>CDE1-I30</b>	322.	337.	356.	
								
Flat brackets for worksurface	3 1/2"	8"	–	<b>CB1-F18</b>				34.
	3 1/2"	14"	–	<b>CB1-F24</b>				37.
	3 1/2"	20"	–	<b>CB1-F30</b>				41.
Wire management clips (10)				<b>CB1-WC</b>				36.
								

### Order Code

Example:	<b>CDE1-30 613</b>
<b>C</b>	Calibre
<b>DE1</b>	End unit
<b>30</b>	30" deep
<b>613</b>	Silver paint finish

### Specification Information

*To order, specify:*

1. Pattern number
2. Lock options
3. Paint finish

See page 19 for Calibre desk finishes.

### Application Notes





End units are available in 18", 24" and 30" depths. For maximum planning flexibility, end units have an "L" design, allowing for interchangeable planning with Calibre pedestals. While only 1.5" thick at the user side, the rear of end units have the same 15" nominal dimension of pedestals.

*Construction:*  
End units are painted steel.

*Intermediate end unit:*  
Allows free knee access when used in end-to-end worksurface spans. Replaces two standard end units and is modular with desk filler panels.

# Calibre Desk filler panels

Calibre

description	w	h	size	pattern no.	P1	P2	P3
 Desk	18"	26 <sup>7</sup> / <sub>8</sub> "	48"	<b>CF1-D48</b>	\$167.	\$178.	\$188.
	30"	26 <sup>7</sup> / <sub>8</sub> "	60"	<b>CF1-D60</b>	190.	199.	210.
	36"	26 <sup>7</sup> / <sub>8</sub> "	66"	<b>CF1-D66</b>	199.	210.	218.
	42"	26 <sup>7</sup> / <sub>8</sub> "	72"	<b>CF1-D72</b>	210.	219.	231.
 Return	15"	26 <sup>7</sup> / <sub>8</sub> "	30"	<b>CF1-R30</b>	142.	149.	155.
	21"	26 <sup>7</sup> / <sub>8</sub> "	36"	<b>CF1-R36</b>	150.	158.	166.
	27"	26 <sup>7</sup> / <sub>8</sub> "	42"	<b>CF1-R42</b>	159.	167.	177.
	33"	26 <sup>7</sup> / <sub>8</sub> "	48"	<b>CF1-R48</b>	172.	179.	190.
	45"	26 <sup>7</sup> / <sub>8</sub> "	60"	<b>CF1-R60</b>	190.	199.	210.
 Bridge	30"	26 <sup>7</sup> / <sub>8</sub> "	30"	<b>CF1-B30</b>	142.	149.	155.
	36"	26 <sup>7</sup> / <sub>8</sub> "	36"	<b>CF1-B36</b>	150.	158.	166.
	42"	26 <sup>7</sup> / <sub>8</sub> "	42"	<b>CF1-B42</b>	159.	167.	177.
	48"	26 <sup>7</sup> / <sub>8</sub> "	48"	<b>CF1-B48</b>	172.	179.	190.
 U-Credenza	21"	26 <sup>7</sup> / <sub>8</sub> "	66"	<b>CF1-C66</b>	150.	158.	166.
	27"	26 <sup>7</sup> / <sub>8</sub> "	72"	<b>CF1-C72</b>	159.	167.	177.

## Order Code

Example:	<b>CF1-R42-612</b>
<b>C</b>	Calibre
<b>F1</b>	Filler panel
<b>R</b>	Return
<b>42</b>	42" wide
<b>612</b>	Medium metallic grey

## Specification Information

*To order, specify:*



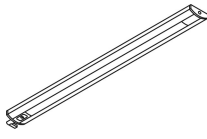
1. Pattern number
2. Paint finish

See page 19 for Calibre desk finishes.

## Application Notes

There are four versions of filler panels: desks, returns, bridges and U-credenzas. Calibre's design allows a single size of filler panel to be used for single pedestal, double pedestal, and double end panel desks of a given width.

When assembled, filler panels create a 1/2" slot below the worksurface for wire management. Together with the central worksurface grommet, this allows for easy wire management without dedicating worksurfaces with right, left or center grommets.

description	type	w	d	h	pattern no.	list
 T5 Standard Task Light	Use with 24" and wider overhead	19"	4"	1 1/2"	<b>CL3T5E19S</b>	\$195.
	Use with 30" and wider overhead	25"	4"	1 1/2"	<b>CL3T5E25S</b>	212.
	Use with 42" and wider overhead	37"	4"	1 1/2"	<b>CL3T5E37S</b>	216.
	Use with 60" and wider overhead	49"	4"	1 1/2"	<b>CL3T5E49S</b>	246.
 T5 Advanced Task Light	Use with 30" and wider overhead	25"	4"	1 1/2"	<b>CL3T5E25A</b>	497.
	Use with 42" and wider overhead	37"	4"	1 1/2"	<b>CL3T5E37A</b>	523.
	Use with 60" and wider overhead	49"	4"	1 1/2"	<b>CL3T5E49A</b>	542.
 LED Task Light	Use with 24" and wider overhead (3 LED's)	19"	2"	5/8"	<b>CL3L193M</b>	329.
	Use with 24" and wider overhead (6 LED's)	19"	2"	5/8"	<b>CL3L196M</b>	415.
	Use with 24" and wider overhead (9 LED's)	19"	2"	5/8"	<b>CL3L199M</b>	565.
	Use with 42" and wider overhead (6 LED's)	37"	2"	5/8"	<b>CL3L376M</b>	664.
	Use with 42" and wider overhead (12 LED's)	37"	2"	5/8"	<b>CL3L3712M</b>	749.
	Use with 42" and wider overhead (18 LED's)	37"	2"	5/8"	<b>CL3L3718M</b>	929.

Order Code	Specification Information	Application Notes
<b>T5 Standard Task Light</b> Example: <b>CL3T5E19S</b> <b>CL3</b> Task Light <b>T5</b> T5 lamp <b>E</b> Electronic ballast <b>19</b> Width <b>S</b> Standard <b>LED Task Light</b> Example: <b>CL3L193M</b> <b>CL3</b> Task Light <b>L</b> LED <b>19</b> Width <b>3</b> # of LED's <b>M</b> Metal Overhead Attachment	<b>T5 Task Lights:</b> 120v and includes T5 cool white (4100K) fluorescent lamp, electronic ballast, 9' grounded cordset, prismatic lens, rocker switch, one cord exit management clip and mounting hardware. Housings are black.  <b>LED Task Lights:</b> Includes LED's, power supply with 12' cord and mounting hardware. Housings are clear anodized aluminum with grey color end-caps.	<b>T5 Task Lights:</b> Specify suffix -CH and add \$46 list for City of Chicago installations. Example: DL3T5E25S-CH  Cordset is center exit. On smaller units cord exit is off-center, but still not handed.  T5 advanced task lights are fitted with ballasts and lamps compliant with LEED requirements, meeting the LEED EB standard for mercury content.  <b>LED Task Lights:</b> Power cord is able to attach to either end of fixture.  <b>Notes:</b> All task lights mount into the recess in the underside of overhead cabinets and shelves at least 6" wider than task light width.  All task lights are TCLP compliant and meet requirements of California Title 20 and Title 24.

## Wall Mounting Suggestions

The following information is provided only as a guide, and represents minimum recommendations only. Knoll does not accept responsibility for the attachment of any Knoll product to a Customer's site wall. Wall specification/construction is the responsibility of the Customer and its structural engineer/architect. Failure to properly attach Knoll products to adequate wall structures can lead to property damage and/or personal injury.

You should consult your own structural engineers and/or architects and must not rely on the information provided herein.

It is the responsibility of the Customer and its structural engineers/architects to verify that the permanent structural walls (studs, blocks, solid masonry, etc.) on which the Knoll products are intended to be mounted are designed appropriately to support the product weight, PLUS 3 lbs. per linear inch for each useable shelf length

**NOTE: A cabinet's top is considered a "useable shelf" and MUST be included in the calculation of the total load for an overhead cabinet.**

It is the responsibility of the Customer and its structural engineer/architects to specify the fasteners and method for attaching the Knoll supplied wall mounting cleat, bracket, frame, etc. to the supporting wall and to confirm that the installers have adhered to these specifications. For all local building standards and codes, and additional requirements (including, but not limited to, seismic conditions) the Customer should always consult local code agencies.

	EXISTING CONSTRUCTION					
	NEW CONSTRUCTION	Cinder Block or Poured Concrete Masonry Wall	Wood Stud Wall, the studs being FULL HEIGHT to the roof/floor above	Wood Stud Wall, the studs being only Ceiling Height	Steel Stud Wall, the studs being FULL HEIGHT to the roof/floor above	Steel Stud Wall, the studs being only Ceiling Height
<b>Stud Specification</b>	Wood studs, grade #2 or better, 3 1/2" minimum width, <b>OR</b> Metal studs, minimum 25 gage thickness, 3 5/8" minimum width	The wall must be a minimum of 6" thick, and must be full height to the roof/ floor structure above	Wood studs must be Grade #2, or better, 3 1/2" minimum width	Wood studs must be Grade #2, or better, 3 1/2" minimum width	Metal studs must be minimum 25 gage thickness, 3 5/8" minimum width	Metal studs must be minimum 25 gage thickness, 3 5/8" minimum width
<b>Stud Centers</b>	Metal and wood studs must be spaced at 16" c/c maximum	N/A	Wood studs must be spaced at 16" c/c maximum	Wood studs must be spaced at 16" c/c maximum"	Metal studs must be spaced at 16" c/c maximum	Metal studs must be spaced at 16" c/c maximum
<b>Stud Height</b>	Metal and wood studs must extend upwards, and be securely attached to the roof/ floor structure above			Wood studs must be braced above the ceiling, and be securely attached to the roof/floor structure above  Affix #2 grade 'cap' across the top of the studs, then place diagonal studs from the top cap up to underside of the roof/ floor structure above		Metal studs must be braced above the ceiling, and be securely attached to the roof/floor structure above  Affix metal bracing 'cap' across the top of the studs, then place diagonal studs from the top cap up to underside of the roof / floor structure above
<b>Mounting the Knoll Supplied Cleat, Bracket, Frame, etc*</b>	Insert a 2" X 6" wood block, #2 grade or better, [or a Danback™ flexible wood backing system] horizontally between each of the studs to accommodate the full width of the cabinet, <b>and beyond to the next stud.</b>  Fasten the wood block to each stud using three screws at the ends of each block. (Fasten the Danback™ as directed by the manufacturer)  Fasten the Knoll supplied wall mounting cleat, bracket, frame, etc directly to each wood block every 6"  For wall mounting structures that have a rectangular frame-like configuration: fasten the top horizontal element of the frame to the wood blocking every 6", and fasten the lower horizontal element to each wall stud, using one fastener per stud.	Fasten the Knoll supplied cabinet wall mounting cleat, bracket, frame, etc. directly to the masonry wall every 6"  For wall mounting structures that have a rectangular frame-like configuration: fasten the top horizontal element of the frame to the wall every 6", and fasten the lower horizontal element to the wall every 16"	In the desired location of the cabinet mounting rail, remove an 8" high section of drywall the width of the cabinet, <b>and beyond to the next stud.</b>  Insert a 2" X 6" wood block, #2 grade or better, horizontally between each of the exposed studs.  Fasten the wood block to each stud using three screws at the ends of each block.  Replace the drywall and repair as desired.  Fasten the Knoll supplied wall mounting cleat, rail, frame, etc directly to the wood block every 6"  For wall mounting structures that have a rectangular frame-like configuration: fasten the top horizontal element of the frame to the wood blocking every 6", and fasten the lower horizontal element to each wall stud, using one fastener per stud.	In the desired location of the cabinet mounting rail, remove an 8" high section of drywall the width of the cabinet, <b>and beyond to the next stud.</b>  Insert a 2" X 6" wood block, #2 grade or better, horizontally between each of the exposed studs.  Fasten the wood block to each stud using three screws at the ends of each block.  Replace the drywall and repair as desired.  Fasten the Knoll supplied wall mounting cleat, rail, frame, etc directly to the wood block every 6"  For wall mounting structures that have a rectangular frame-like configuration: fasten the top horizontal element of the frame to the wood blocking every 6", and fasten the lower horizontal element to each wall stud, using one fastener per stud.	In the desired location of the cabinet mounting rail, remove an 8" high section of drywall the width of the cabinet, <b>and beyond to the next stud.</b>  Insert a 2" X 6" wood block, #2 grade or better, [or a Danback™ flexible wood backing system] horizontally between each of the exposed studs.  Fasten the wood block to each stud using three screws at the ends of each block.  Replace the drywall and repair as desired.  Fasten the Knoll supplied wall mounting cleat, rail, frame, etc directly to the wood block every 6"  For wall mounting structures that have a rectangular frame-like configuration: fasten the top horizontal element of the frame to the wood blocking every 6", and fasten the lower horizontal element to each wall stud, using one fastener per stud.	In the desired location of the cabinet mounting rail, remove an 8" high section of drywall the width of the cabinet, <b>and beyond to the next stud.</b>  Insert a 2" X 6" wood block, #2 grade or better, [or a Danback™ flexible wood backing system] horizontally between each of the exposed studs.  Fasten the wood block to each stud using three screws at the ends of each block.  Replace the drywall and repair as desired.  Fasten the Knoll supplied wall mounting cleat, rail, frame, etc directly to the wood block every 6"  For wall mounting structures that have a rectangular frame-like configuration: fasten the top horizontal element of the frame to the wood blocking every 6", and fasten the lower horizontal element to each wall stud, using one fastener per stud.
<b>*Graham Wall Hung Shelf</b>	The Graham Wall Hung Shelf Bracket (and others like it) requires full support behind the full height of the bracket  This should be accomplished by insertion of additional 2"X 6" wood blocking between the studs as defined above	Fasten the Knoll supplied wall mounting brackets directly to the masonry wall, using the holes provided in each bracket	The Graham Wall Hung Shelf Bracket (and others like it) requires full support behind the full height of the bracket  This should be accomplished by insertion of additional 2"X 6" wood blocking between the studs as defined above	The Graham Wall Hung Shelf Bracket (and others like it) requires full support behind the full height of the bracket  This should be accomplished by insertion of additional 2"X 6" wood blocking between the studs as defined above	The Graham Wall Hung Shelf Bracket (and others like it) requires full support behind the full height of the bracket  This should be accomplished by insertion of additional 2"X 6" wood blocking between the studs as defined above	The Graham Wall Hung Shelf Bracket (and others like it) requires full support behind the full height of the bracket  This should be accomplished by insertion of additional 2"X 6" wood blocking between the studs as defined above
<b>Fasten the Knoll supplied wall cleat with...</b>	#10 x 2 1/2" Grabber Woodys Screws or equiv. @ 6" c/c, screwed directly into the wood blocking	3/16" x 3 1/2" Tapcon Masonry Screws or equiv. @ 6" c/c with 1-1/4" embedment, screwed directly into the masonry wall	#10 x 2 1/2" Grabber Woodys Screws or equiv. @ 6" c/c, screwed directly into the wood blocking	#10 x 2 1/2" Grabber Woodys Screws or equiv. @ 6" c/c, screwed directly into the wood blocking	#10 x 2 1/2" Grabber Woodys Screws or equiv. @ 6" c/c, screwed directly into the wood blocking	#10 x 2 1/2" Grabber Woodys Screws or equiv. @ 6" c/c, screwed directly into the wood blocking

# Alpha-Numeric Index

<i>pattern no.</i>	<i>page</i>	<i>pattern no.</i>	<i>page</i>	<i>pattern no.</i>	<i>page</i>	<i>pattern no.</i>	<i>page</i>
3A18C01	86	3C18WP01	108	3O24(C/A)P01	104	C2C3430C	48
3A18C02	86	3C18WP05	108	3O24(C/A)P05	104	C2C3430E	48
3A18C03	86	3C18WP07	108	3O24(C/A)P06	104	C2C3436	48
3A18E01	86	3C18X01	107	3O24(C/A)P07	105	C2C3436C	48
3A18E02	86	3C18X05	107	3O24(C/A)P08	105	C2C3436E	48
3A18E03	86	3C18X07	107	3O24(C/A)P09	105	C2C3930	49
3A24C01	87	3C18XP01	108	3O24W01	109	C2C3930C	49
3A24C02	87	3C18XP05	108	3O24W05	109	C2C3930E	49
3A24C03	87	3C18XP07	108	3O24W07	109	C2C3936	49
3A24C04	87	3C24(C/A)01	98	3O24WP01	110	C2C3936C	49
3A24E01	87	3C24(C/A)05	98	3O24WP05	110	C2C3936E	49
3A24E02	87	3C24(C/A)06	98	3O24WP07	110	C2C5130	50
3A24E03	87	3C24(C/A)07	98	3O24X01	109	C2C5130C	50
3A24E04	87	3C24(C/A)08	99	3O24X05	109	C2C5130E	50
3B18C05	88	3C24(C/A)09	99	3O24X07	109	C2C5136	50
3B18C06	88	3C24(C/A)P01	100	3O24XP01	110	C2C5136C	50
3B18C07	88	3C24(C/A)P05	100	3O24XP05	110	C2C5136E	50
3B18C10	88	3C24(C/A)P06	100	3O24XP07	110	C2C5530	51
3B18E05	88	3C24(C/A)P07	101	5Z4C2AS	84	C2C5530C	51
3B18E06	88	3C24(C/A)P08	101	5Z4C2NM	83	C2C5530E	51
3B18E07	88	3C24(C/A)P09	101	5Z4C2NR	84	C2C5536	51
3B18E10	88	3C24W01	107	5Z4N6DP	85	C2C5536C	51
3B18W05	106	3C24W05	107	5Z4NA	85	C2C5536E	51
3B18W07	106	3C24W07	107	5Z4NB	83	C2C6330	52
3B18X05	106	3C24WP01	108	5Z4NG	83	C2C6330C	52
3B18X07	106	3C24WP05	108	5Z4NN	83	C2C6330E	52
3B24C05	89	3C24WP07	108	5Z4NP	84	C2C6336	52
3B24C06	89	3C24X01	107	5Z6C2AS	84	C2C6336C	52
3B24C07	89	3C24X05	107	5Z6C2NM	83	C2C6336E	52
3B24C08	89	3C24X07	107	5Z6C2NR	84	C2C6430	53
3B24C10	90	3C24XP01	108	5Z6N6DP	85	C2C6430C	53
3B24E05	89	3C24XP05	108	5Z6NA	85	C2C6430E	53
3B24E06	89	3C24XP07	108	5Z6NB	83	C2C6436	53
3B24E07	89	3DW4CC	93	5Z6NG	83	C2C6436C	53
3B24E08	89	3DW4IDD	93	5Z6NP	84	C2C6436E	53
3B24E10	90	3DW6CC	93	5Z8C2NM	83	C2DW5530C	44
3B24W05	106	3DW6IDD	93	5Z8N6DP	85	C2DW5530E	44
3B24W07	106	3O18(C/A)01	96	5Z8NA	85	C2DW5536C	44
3B24X05	106	3O18(C/A)05	96	5Z8NB	83	C2DW5536E	44
3B24X07	106	3O18(C/A)07	96	5Z8NG	83	C2DW6330C	45
3B30C05	92	3O18(C/A)P01	97	5Z8NP	84	C2DW6330E	45
3B30C06	92	3O18(C/A)P05	97	5ZAC2AS	84	C2DW6336C	45
3B30C07	92	3O18(C/A)P07	97	5ZAC2NR	84	C2DW6336E	45
3B30C10	92	3O18W01	109	5ZCC2AS	84	C2DW6430C	46
3B30E05	92	3O18W05	109	5ZCC2NR	84	C2DW6430E	46
3B30E06	92	3O18W07	109	5ZNN6DP	85	C2DW6436C	46
3B30E07	92	3O18WP01	110	5ZNNE	84	C2DW6436E	46
3B30E10	92	3O18WP05	110	5ZNNF	83	C2F2730C	67
3B30W05	106	3O18WP07	110	5ZNNL	83	C2F2730CCC	20
3B30W07	106	3O18X01	109	A	69	C2F2730CIDD	21
3B30X05	106	3O18X05	109	B	69	C2F2730CMD	21
3B30X07	106	3O18X07	109	C	69	C2F2730CZZ	20
3C18(C/A)01	94	3O18XP01	110	C1PAD18	112, 113	C2F2730ECC	20
3C18(C/A)05	94	3O18XP05	110	C1PAD24	112, 113	C2F2730EIDD	21
3C18(C/A)07	94	3O18XP07	110	C2C2730	47	C2F2730EMD	21
3C18(C/A)P01	95	3O24(C/A)01	102	C2C2730C	47	C2F2730EZZ	20
3C18(C/A)P05	95	3O24(C/A)05	102	C2C2730E	47	C2F2730WCC	74
3C18(C/A)P07	95	3O24(C/A)06	102	C2C2736	47	C2F2730XCC	74
3C18W01	107	3O24(C/A)07	103	C2C2736C	47	C2F2736C	67
3C18W05	107	3O24(C/A)08	103	C2C2736E	47	C2F2736CCC	20
3C18W07	107	3O24(C/A)09	103	C2C3430	48	C2F2736CIDD	21



<i>pattern no.</i>	<i>page</i>	<i>pattern no.</i>	<i>page</i>	<i>pattern no.</i>	<i>page</i>	<i>pattern no.</i>	<i>page</i>
C2F2736CMD	21	C2F4530EMKMM	25	C2F5436CMKCCC	29	C2F5842EMKMMM	32
C2F2736CZZ	20	C2F4536C	67	C2F5436CMMCC	29	C2F6330C	68
C2F2736ECC	20	C2F4536CDDDD	25	C2F5436ELCCC	29	C2F6330CLAAA	35
C2F2736EIDD	21	C2F4536CMKMM	25	C2F5436EMKCCC	29	C2F6330CLLLL	36
C2F2736EMD	21	C2F4536EDDDD	25	C2F5436EMMCC	29	C2F6330CMDCCC	36
C2F2736EZZ	20	C2F4536EMKMM	25	C2F5442C	68	C2F6330CMMKDDD	37
C2F2736WCC	74	C2F4542C	67	C2F5442CLCCC	29	C2F6330CNCCCC	38
C2F2736XCC	74	C2F4542CDDDD	25	C2F5442CMKCCC	29	C2F6330CNNNNN	34
C2F2742C	67	C2F4542CMKMM	25	C2F5442CMMCC	29	C2F6330CZCCCC	34
C2F2742CCC	20	C2F4542EDDDD	25	C2F5442ELCCC	29	C2F6330CZZZZZ	35
C2F2742CIDD	21	C2F4542EMKMM	25	C2F5442EMKCCC	29	C2F6330ELAAA	35
C2F2742CMD	21	C2F5130C	67	C2F5442EMMCC	29	C2F6330ELLLL	36
C2F2742CZZ	20	C2F5130CCECC	26	C2F5530C	68	C2F6330EMDCCC	36
C2F2742ECC	20	C2F5130CDKCCC	27	C2F5530CDDDDD	30	C2F6330EMMKDDD	37
C2F2742EIDD	21	C2F5130CLKDDD	27	C2F5530CLKCCC	30	C2F6330ENCCCC	37
C2F2742EMD	21	C2F5130CMKCDD	27	C2F5530CMMKCC	30	C2F6330ENNNNN	34
C2F2742EZZ	20	C2F5130CMMDD	26	C2F5530EDDDDD	30	C2F6330EZCCCC	34
C2F2742WCC	74	C2F5130CZZZZ	28	C2F5530ELKCCC	30	C2F6330EZZZZZ	35
C2F2742XCC	74	C2F5130CECCC	28	C2F5530EMMKCC	30	C2F6330WZCCCC	77
C2F3430C	67	C2F5130EDKCCC	27	C2F5536C	68	C2F6330XZCCCC	77
C2F3430CDDD	22	C2F5130ELKDDD	27	C2F5536CDDDDD	31	C2F6336C	68
C2F3430CDDD	22	C2F5130EMKCDD	27	C2F5536CLKCCC	30	C2F6336CLAAA	35
C2F3436C	67	C2F5130EMMDD	26	C2F5536CMMKCC	30	C2F6336CLLLL	36
C2F3436CDDD	22	C2F5130EZZZZ	26	C2F5536EDDDDD	30	C2F6336CMDCCC	36
C2F3436EDDD	22	C2F5130WCCCC	76	C2F5536ELKCCC	31	C2F6336CMMKDDD	37
C2F3442C	68	C2F5130XCXXX	76	C2F5536EMMKCC	30	C2F6336CNCXXX	37
C2F3442CDDD	22	C2F5136C	67	C2F5542C	68	C2F6336CNNNNN	34
C2F3442EDDD	22	C2F5136CCECC	26	C2F5542CDDDDD	30	C2F6336CZCCCC	34
C2F3930C	67	C2F5136CDKCCC	27	C2F5542CLKCCC	30	C2F6336CZZZZZ	35
C2F3930CCECC	23	C2F5136CLKDDD	27	C2F5542CMMKCC	30	C2F6336ELAAA	35
C2F3930CLDD	24	C2F5136CMKCDD	27	C2F5542EDDDDD	30	C2F6336ELLLL	36
C2F3930CMCD	23	C2F5136CMMDD	26	C2F5542ELKCCC	30	C2F6336EMDCCC	36
C2F3930CZZZ	23	C2F5136CZZZZ	26	C2F5542EMMKCC	30	C2F6336EMMKDDD	37
C2F3930ECCC	23	C2F5136CECCC	26	C2F5830C	68	C2F6336ENCXXX	37
C2F3930ELDD	24	C2F5136EDKCCC	27	C2F5830CAAKCC	33	C2F6336ENNNNN	34
C2F3930EMCD	23	C2F5136ELKDDD	27	C2F5830CCDKDDD	32	C2F6336EZCCCC	34
C2F3930EZZZ	23	C2F5136EMKCDD	27	C2F5830CDDDDC	33	C2F6336EZZZZZ	35
C2F3930WCC	75	C2F5136EMMDD	26	C2F5830CDDDDD	32	C2F6336WZCCCC	77
C2F3930XCCC	75	C2F5136EZZZZ	26	C2F5830CMKMMM	32	C2F6336XZCCCC	77
C2F3936C	67	C2F5136WCCCC	76	C2F5830EAAKCC	33	C2F6342C	68
C2F3936CCECC	23	C2F5136XCXXX	76	C2F5830ECDKDDD	32	C2F6342CLAAA	35
C2F3936CLDD	24	C2F5142C	67	C2F5830EDDDCC	33	C2F6342CLLLL	36
C2F3936CMCD	23	C2F5142CCECC	26	C2F5830EMDDDD	32	C2F6342CMDCCC	36
C2F3936CZZZ	23	C2F5142CDKCCC	27	C2F5830EMKMMM	32	C2F6342CMMKDDD	37
C2F3936ECCC	23	C2F5142CLKDDD	27	C2F5836C	68	C2F6342CNCXXX	37
C2F3936ELDD	24	C2F5142CMKCDD	27	C2F5836CAAKCC	33	C2F6342CNNNNN	34
C2F3936EMCD	23	C2F5142CMMDD	26	C2F5836CCDKDDD	32	C2F6342CZCCCC	34
C2F3936EZZZ	23	C2F5142CZZZZ	26	C2F5836CDDDDC	33	C2F6342CZZZZZ	35
C2F3936WCC	75	C2F5142CECCC	26	C2F5836CDDDDD	32	C2F6342ELAAA	35
C2F3936XCCC	75	C2F5142EDKCCC	27	C2F5836CMKMMM	32	C2F6342ELLLL	36
C2F3942C	67	C2F5142ELKDDD	27	C2F5836EAAKCC	33	C2F6342EMDCCC	36
C2F3942CCECC	23	C2F5142EMKCDD	27	C2F5836ECDKDDD	32	C2F6342EMMKDDD	37
C2F3942CLDD	24	C2F5142EMMDD	26	C2F5836EDDDCC	33	C2F6342ENCXXX	37
C2F3942CMCD	24	C2F5142EZZZZ	26	C2F5836EMDDDD	32	C2F6342ENNNNN	34
C2F3942CZZZ	23	C2F5142WCCCC	76	C2F5836EMKMMM	32	C2F6342EZCCCC	34
C2F3942ECCC	24	C2F5142XCXXX	76	C2F5842C	68	C2F6342EZZZZZ	38
C2F3942ELDD	24	C2F5430C	68	C2F5842CAAKCC	33	C2F6342WZCCCC	77
C2F3942EMCD	24	C2F5430CLCCC	29	C2F5842CCDKDDD	32	C2F6342XZCCCC	77
C2F3942EZZZ	23	C2F5430CMKCCC	29	C2F5842CDDDDC	33	C2F6430C	68
C2F3942WCC	75	C2F5430CMMCC	29	C2F5842CDDDDD	32	C2F6430CLLDDD	40
C2F3942XCCC	75	C2F5430ELCCC	29	C2F5842CMKMMM	32	C2F6430CMCECC	39
C2F4530C	67	C2F5430EMKCCC	29	C2F5842EAAKCC	33	C2F6430CMMMDD	40
C2F4530CDDDD	25	C2F5430EMMCC	29	C2F5842ECDKDDD	32	C2F6430CNCCKCC	39
C2F4530CMKMM	25	C2F5436C	67	C2F5842EDDDCC	33	C2F6430CNNKNNN	39
C2F4530EDDDD	25	C2F5436CLCCC	29	C2F5842EMDDDD	32	C2F6430CZZKZZZ	40

<i>pattern no.</i>	<i>page</i>	<i>pattern no.</i>	<i>page</i>	<i>pattern no.</i>	<i>page</i>	<i>pattern no.</i>	<i>page</i>
C2F6430ELDDDD	40	C2H6436CUCC	43	C4B5854(N/S/L/V)S	62	C4BWRENCH	64
C2F6430EMCCCC	39	C2H6436ESCCC	43	C4B5860(N/S/L/V)S	62	CA10818	56
C2F6430EMMMDD	40	C2H6436EUCC	43	C4B5866(N/S/L/V)S	62	CA10836	56
C2F6430ENCKCCC	39	C2H6436WSCCC	79	C4B5872(N/S/L/V)S	62	CA3018	56
C2F6430ENNKNNN	39	C2H6436WUCC	79	C4B5878(N/S/L/V)S	62	CA3036	56
C2F6430EZZKZZZ	40	C2H6436XSCCC	79	C4B5884(N/S/L/V)S	62	CA3618	56
C2F6436C	68	C2H6436XUCC	79	C4B6424(N/S/L/V)S	62	CA3636	56
C2F6436CLDDDD	40	C2S2730E	60	C4B6430(N/S/L/V)S	62	CA4218	56
C2F6436CMCCCC	39	C2S2736E	60	C4B6436(N/S/L/V)S	62	CA4236	56
C2F6436CMMDD	40	C2S2742E	60	C4B6442(N/S/L/V)S	62	CA6018	56
C2F6436CNCKCCC	39	C2S3030E	60	C4B6448(N/S/L/V)S	62	CA6036	56
C2F6436CNNKNNN	39	C2S3036E	60	C4B6454(N/S/L/V)S	62	CA7218	56
C2F6436CZZKZZZ	40	C2S3042E	60	C4B6460(N/S/L/V)S	62	CA7236	56
C2F6436ELDDDD	40	C2W5530C	44	C4B6466(N/S/L/V)S	62	CA8418	56
C2F6436EMCCCC	39	C2W5530E	44	C4B6472(N/S/L/V)S	62	CA8436	56
C2F6436EMMMDD	40	C2W5536C	44	C4B6478(N/S/L/V)S	62	CA9018	56
C2F6436ENCKCCC	39	C2W5536E	44	C4B6484(N/S/L/V)S	62	CA9036	56
C2F6436ENNKNNN	39	C2W6330C	45	C4B7124(N/S/L/V)S	63	CB1-3018	170
C2F6436EZZKZZZ	40	C2W6330E	45	C4B7130(N/S/L/V)S	63	CB1-3024	170
C2F6442C	68	C2W6336C	45	C4B7136(N/S/L/V)S	63	CB1-3618	170
C2F6442CLDDDD	40	C2W6336E	45	C4B7142(N/S/L/V)S	63	CB1-3624	170
C2F6442CMCCCC	39	C2W6430C	46	C4B7148(N/S/L/V)S	63	CB1-4218	170
C2F6442CMMDD	40	C2W6430E	46	C4B7154(N/S/L/V)S	63	CB1-4224	170
C2F6442CNCKCCC	39	C2W6436C	46	C4B7160(N/S/L/V)S	63	CB1-4818	170
C2F6442CNNKNNN	39	C2W6436E	46	C4B7166(N/S/L/V)S	63	CB1-4824	170
C2F6442CZZKZZZ	40	C4B2723NS	61	C4B7172(N/S/L/V)S	63	CB1-F18	180
C2F6442ELDDDD	40	C4B2729NS	61	C4B7178(N/S/L/V)S	63	CB1-F24	180
C2F6442EMCCCC	39	C4B3024(N/S/L/V)S	61	C4B7184(N/S/L/V)S	63	CB1-F30	180
C2F6442EMMMDD	40	C4B3030(N/S/L/V)S	61	C4B8524(N/S/L/V)S	63	CB1-118	172
C2F6442ENCKCCC	39	C4B3036(N/S/L/V)S	61	C4B8530(N/S/L/V)S	63	CB1-124	172
C2F6442ENNKNNN	39	C4B3042(N/S/L/V)S	61	C4B8536(N/S/L/V)S	63	CB1-130	172
C2F6442EZZKZZZ	40	C4B3048(N/S/L/V)S	61	C4B8542(N/S/L/V)S	63	CB1-L26	172
C2H5530CVDDDD	41	C4B3054(N/S/L/V)S	61	C4B8548(N/S/L/V)S	63	CB1-WC	180
C2H5530CXDD	41	C4B3060(N/S/L/V)S	61	C4B8554(N/S/L/V)S	63	CD1-6024(5)(7)L	165
C2H5530EVDDDD	41	C4B3066(N/S/L/V)S	61	C4B8560(N/S/L/V)S	63	CD1-6024(5)(7)N	165
C2H5530EXDD	41	C4B3072(N/S/L/V)S	61	C4B8566(N/S/L/V)S	63	CD1-6030(5)(7)L	166
C2H5536CVDDDD	41	C4B3078(N/S/L/V)S	61	C4B8572(N/S/L/V)S	63	CD1-6030(5)(7)N	166
C2H5536CXDD	41	C4B3084(N/S/L/V)S	61	C4B8578(N/S/L/V)S	63	CD1-6036(5)(7)L	167
C2H5536EVDDDD	41	C4B3924(N/S/L/V)S	61	C4B8584(N/S/L/V)S	63	CD1-6036(5)(7)N	167
C2H5536EXDD	41	C4B3930(N/S/L/V)S	61	C4BSH24S	64	CD1-6624(5)(7)L	165
C2H6330CRCCC	42	C4B3936(N/S/L/V)S	61	C4BSH24S5	64	CD1-6624(5)(7)N	165
C2H6330CTCC	42	C4B3942(N/S/L/V)S	61	C4BSH30S	64	CD1-6630(5)(7)L	166
C2H6330ERCCC	42	C4B3948(N/S/L/V)S	61	C4BSH30S5	64	CD1-6630(5)(7)N	166
C2H6330ETCC	42	C4B3954(N/S/L/V)S	61	C4BSH36S	64	CD1-6636(5)(7)L	167
C2H6330WRCCC	78	C4B3960(N/S/L/V)S	61	C4BSH36S5	64	CD1-6636(5)(7)N	167
C2H6330WTCC	77	C4B3966(N/S/L/V)S	61	C4BSH42S	64	CD1-7224(5)(7)L	165
C2H6330XRCCC	77	C4B3972(N/S/L/V)S	61	C4BSH42S5	64	CD1-7224(5)(7)N	165
C2H6330XTCC	77	C4B3978(N/S/L/V)S	61	C4BSH48S	64	CD1-7230(5)(7)L	166
C2H6336CRCCC	42	C4B3984(N/S/L/V)S	61	C4BSH48S5	64	CD1-7230(5)(7)N	166
C2H6336CTCC	42	C4B4424(N/S/L/V)S	62	C4BSHFS24	64	CD1-7236(5)(7)L	167
C2H6336ERCCC	42	C4B4430(N/S/L/V)S	62	C4BSHFS30	64	CD1-7236(5)(7)N	167
C2H6336ETCC	42	C4B4436(N/S/L/V)S	62	C4BSHFS36	64	CD1-BD	111
C2H6336WRCCC	77	C4B4442(N/S/L/V)S	62	C4BSHFS42	64	CD1-FD	111
C2H6336WTCC	77	C4B4448(N/S/L/V)S	62	C4BSHFS48	64	CD1-FS	111
C2H6336XRCCC	77	C4B4454(N/S/L/V)S	62	C4BTOP24(L/V)	64	CD1LKKT	111
C2H6336XTCC	77	C4B4460(N/S/L/V)S	62	C4BTOP30(L/V)	64	CD1-ST	111
C2H6430CSCCCC	43	C4B4466(N/S/L/V)S	62	C4BTOP36(L/V)	64	CD2PTC	111
C2H6430CUCC	43	C4B4472(N/S/L/V)S	62	C4BTOP42(L/V)	64	CD2PTN	111
C2H6430ESCCC	43	C4B4478(N/S/L/V)S	62	C4BTOP48(L/V)	64	CDE1-18	180
C2H6430EUCC	43	C4B4484(N/S/L/V)S	62	C4BTOP54(L/V)	64	CDE1-24	180
C2H6430WSCCCC	79	C4B5824(N/S/L/V)S	62	C4BTOP60(L/V)	64	CDE1-30	180
C2H6430WUCC	79	C4B5830(N/S/L/V)S	62	C4BTOP66(L/V)	64	CDE1-I30	180
C2H6430XSCCC	79	C4B5836(N/S/L/V)S	62	C4BTOP72(L/V)	64	CDE1-T30	172
C2H6430XUCC	79	C4B5842(N/S/L/V)S	62	C4BTOP78(L/V)	64	CE10818	54
C2H6436CSCCCC	43	C4B5848(N/S/L/V)S	62	C4BTOP84(L/V)	64	CE10836	54

<i>pattern no.</i>	<i>page</i>	<i>pattern no.</i>	<i>page</i>	<i>pattern no.</i>	<i>page</i>	<i>pattern no.</i>	<i>page</i>
CE3018	54	COD2-42L	173	CS2PFL24B	91	CT3SBRH5715FFL	117
CE3036	54	COD2-42N	173	CS2PFN24A	91	CT3SBRH6415BBFL	119
CE3618	54	COD2-48EL	174	CS2PFN24B	91	CT3SBRH6415FFL	120
CE3636	54	COD2-48EN	174	CS2XPB	91	CT3SLH5015BBFFL	115
CE4218	54	COD2-48L	173	CSC3-A30	175	CT3SLH5015BBFL	115
CE4236	54	COD2-48N	173	CSC3-A36	175	CT3SLH5015FFFL	115
CE6018	54	COD2-60EL	174	CSC3-A42	175	CT3SLH5015FFL	114
CE6036	54	COD2-60EN	174	CSC3-A48	175	CT3SLH5024WL	122
CE7218	54	COD2-60L	173	CSC3-A54	175	CT3SLH5024WWL	122
CE7236	54	COD2-60N	173	CSC3-A60	175	CT3SLH5715BBFL	117
CE8418	54	COD2-66EL	174	CSC3-A66	175	CT3SLH5715FFFL	117
CE8436	54	COD2-66EN	174	CSC3-A72	175	CT3SLH5715FFL	116
CE9018	54	COD2-66L	173	CT3BDLH6415BBFL	120	CT3SLH5724WL	127
CE9036	54	COD2-66N	173	CT3BDLH6415FFL	120	CT3SLH5724WWL	127
CF1-B30	181	COD2-72EL	174	CT3BDRH6415BBFL	120	CT3SLH6415BBFFL	119
CF1-B36	181	COD2-72EN	174	CT3BDRH6415FFL	120	CT3SLH6415BBFL	118
CF1-B42	181	COD2-72L	173	CT3D5024WL	122	CT3SLH6415FFFL	121
CF1-B48	181	COD2-72N	173	CT3D5024WWL	123	CT3SLH6415FFFL	121
CF1-C66	181	CPKP	111	CT3D5030WL	142	CT3SLH6415FFL	118
CF1-C72	181	CR1-3618	168	CT3D5030WWL	142	CT3SLH6424WL	128
CF1-D48	181	CR1-3618(7)L	169	CT3D5724WL	128	CT3SLH6424WWL	129
CF1-D60	181	CR1-3618(7)N	169	CT3D5724WWL	128	CT3SRH5015BBFFL	115
CF1-D66	181	CR1-3624	168	CT3D5730WL	146	CT3SRH5015BBFL	115
CF1-D72	181	CR1-3624(7)L	169	CT3D5730WWL	146	CT3SRH5015FFFL	115
CF1-R30	181	CR1-3624(7)N	169	CT3D6424WL	129	CT3SRH5015FFL	114
CF1-R36	181	CR1-4218	168	CT3D6424WWL	129	CT3SRH5024WL	122
CF1-R42	181	CR1-4218(7)L	169	CT3D6430WL	146	CT3SRH5024WWL	122
CF1-R48	181	CR1-4218(7)N	169	CT3D6430WWL	147	CT3SRH5715BBFL	117
CF1-R60	181	CR1-4224	168	CT3FSLH5024L	139	CT3SRH5715FFFL	117
CL3L193M	182	CR1-4224(7)L	169	CT3FSLH5724L	140	CT3SRH5715FFL	116
CL3L196M	182	CR1-4224(7)N	169	CT3FSLH6424L	141	CT3SRH5724WL	127
CL3L199M	182	CR1-4818	168	CT3FSRH5024L	139	CT3SRH5724WWL	127
CL3L3712M	182	CR1-4818(7)L	169	CT3FSRH5724L	140	CT3SRH6415BBFFL	119
CL3L3718M	182	CR1-4818(7)N	169	CT3FSRH6424L	141	CT3SRH6415BBFL	118
CL3L376M	182	CR1-4824	168	CT3FWSLH5024BBFL	136	CT3SRH6415FFFL	119
CL3T5E19S	182	CR1-4824(7)L	169	CT3FWSLH5024FFL	136	CT3SRH6415FFFL	121
CL3T5E25A	182	CR1-4824(7)N	169	CT3FWSLH5024L	139	CT3SRH6415FFL	118
CL3T5E25S	182	CR1-6018	168	CT3FWSLH5724BBFL	137	CT3SRH6424WL	128
CL3T5E37A	182	CR1-6018(7)L	169	CT3FWSLH5724FFL	137	CT3SRH6424WWL	129
CL3T5E37S	182	CR1-6018(7)N	169	CT3FWSLH5724L	140	CT3WBDDLH6424BBFL	135
CL3T5E49A	182	CR1-6024	168	CT3FWSLH6424BBFL	138	CT3WBDDLH6424FFL	133
CL3T5E49S	182	CR1-6024(7)L	169	CT3FWSLH6424FFL	138	CT3WBDDLH6424PDDL	154
CM10818	55	CR1-6024(7)N	169	CT3FWSLH6424L	141	CT3WBDRH6424BBFL	135
CM10836	55	CRB60	176, 177, 178, 179	CT3FWSRH5024BBFL	136	CT3WBDRH6424FFL	133
CM3018	55	CRB66	176, 177, 178, 179	CT3FWSRH5024FFL	136	CT3WBDRH6424PDDL	154
CM3036	55	CRB72	176, 177, 178, 179	CT3FWSRH5024L	139	CT3WSBLH4224BBFL	124
CM3618	55	CS1-6024(5)L	162	CT3FWSRH5724BBFL	137	CT3WSBLH4224FFL	125
CM3636	55	CS1-6024(5)N	162	CT3FWSRH5724FFL	137	CT3WSBLH5024BBFL	125
CM4218	55	CS1-6030(5)L	163	CT3FWSRH5724L	140	CT3WSBLH5024FFL	134
CM4236	55	CS1-6030(5)N	163	CT3FWSRH6424BBFL	138	CT3WSBLH5024PDDL	151
CM6018	55	CS1-6036(5)L	164	CT3FWSRH6424FFL	138	CT3WSBLH5724BBFL	135
CM6036	55	CS1-6036(5)N	164	CT3FWSRH6424L	141	CT3WSBLH5724FFL	134
CM7218	55	CS1-6624(5)L	162	CT3SBLH4215BBFL	114	CT3WSBLH5724PDDL	152
CM7236	55	CS1-6624(5)N	162	CT3SBLH4215FFL	114	CT3WSBLH6424BBFL	133
CM8418	55	CS1-6630(5)L	163	CT3SBLH5015BBFL	116	CT3WSBLH6424FFL	133
CM8436	55	CS1-6630(5)N	163	CT3SBLH5015FFL	116	CT3WSBLH6424PDDL	153
CM9018	55	CS1-6636(5)L	164	CT3SBLH5715BBFL	118	CT3WSBRH4224BBFL	124
CM9036	55	CS1-6636(5)N	164	CT3SBLH5715FFL	117	CT3WSBRH4224FFL	125
CO1-VD	173, 174	CS1-7224(5)L	162	CT3SBLH6415BBFL	119	CT3WSBRH5024BBFL	125
COD2-36EL	174	CS1-7224(5)N	162	CT3SBLH6415FFL	120	CT3WSBRH5024FFL	134
COD2-36EN	174	CS1-7230(5)L	163	CT3SBRH4215BBFL	114	CT3WSBRH5024PDDL	151
COD2-36L	173	CS1-7230(5)N	163	CT3SBRH4215FFL	114	CT3WSBRH5724BBFL	135
COD2-36N	173	CS1-7236(5)L	164	CT3SBRH5015BBFL	116	CT3WSBRH5724FFL	134
COD2-42EL	174	CS1-7236(5)N	164	CT3SBRH5015FFL	116	CT3WSBRH5724PDDL	152
COD2-42EN	174	CS2PFL24A	91	CT3SBRH5715BBFL	118	CT3WSBRH6424BBFL	133

<i>pattern no.</i>	<i>page</i>	<i>pattern no.</i>	<i>page</i>	<i>pattern no.</i>	<i>page</i>	<i>pattern no.</i>	<i>page</i>
CT3WSBRH6424FFL	133	CT3WSRH6424PDDL	153	CW1-S7230-B	178	SA4236	59
CT3WSBRH6424PDDL	153	CT3WSRH6430BBFFL	149	CW1-S7236-A	179	SA6018	59
CT3WSLH5024BBFFL	124	CT3WSRH6430BBFL	148	CW1-S7236-B	179	SA6036	59
CT3WSLH5024BBFL	123	CT3WSRH6430BFFL	148	D	69	SA7218	59
CT3WSLH5024BFFL	124	CT3WSRH6430FFFL	149	DS1OHL	173, 174	SA7236	59
CT3WSLH5024FFFL	134	CT3WSRH6430FFFL	150	DS2PPTC	156	SA8418	59
CT3WSLH5024FFL	123	CT3WSRH6430FFL	147	DS2PPTN	156	SA8436	59
CT3WSLH5024PDDL	151	CU1-6618(7)(7)L	171	DT3CB15	159	SA9018	59
CT3WSLH5030BBFFL	143	CU1-6618(7)(7)N	171	DT3CB24	159	SA9036	59
CT3WSLH5030BBFL	143	CU1-6624(7)(7)L	171	DT3CB30	160	SC10818	58
CT3WSLH5030BFFL	143	CU1-6624(7)(7)N	171	DT3CB9	159	SC10836	58
CT3WSLH5030FFFL	144	CU1-7218(7)(7)L	171	DT3DCH	160	SC3018	58
CT3WSLH5030FFL	142	CU1-7218(7)(7)N	171	DT3FDD	155	SC3036	58
CT3WSLH5724BBFFL	127	CU1-7224(7)(7)L	171	DT3FDS15	157	SC3618	58
CT3WSLH5724BBFL	126	CU1-7224(7)(7)N	171	DT3FDS24	157	SC3636	58
CT3WSLH5724BFFL	126	CV1-3624	172	DT3FDS30	157	SC4218	58
CT3WSLH5724FFFL	126	CV1-4224	172	DT3FM15	161	SC4236	58
CT3WSLH5724FFL	125	CV1-4824	172	DT3FM9	160	SC6018	58
CT3WSLH5724PDDL	152	CW1-R6330B	172	DT3GBCDS	158	SC6036	58
CT3WSLH5730BBFFL	145	CW1-R7530B	172	DT3HDS15	157	SC7218	58
CT3WSLH5730BBFL	145	CW1-S3018-A	176	DT3HDS24	157	SC7236	58
CT3WSLH5730BFFL	145	CW1-S3018-B	176	DT3HDS30	157	SC8418	58
CT3WSLH5730FFFL	144	CW1-S3024-A	177	DT3MBCDS	158	SC8436	58
CT3WSLH5730FFL	144	CW1-S3024-B	177	DT3PDD	155	SC9018	58
CT3WSLH6424BBFFL	132	CW1-S3030-A	178	DT3RT	156	SC9036	58
CT3WSLH6424BBFL	130	CW1-S3030-B	178	DT3SDD	156	SD10818	57
CT3WSLH6424BFFL	131	CW1-S3618-A	176	DT3WSP	158	SD10836	57
CT3WSLH6424FFFL	132	CW1-S3618-B	176	F	70	SD3018	57
CT3WSLH6424FFFL	131	CW1-S3624-A	177	G	70	SD3036	57
CT3WSLH6424FFL	130	CW1-S3624-B	177	H	70	SD3618	57
CT3WSLH6424PDDL	153	CW1-S3630-A	178	I	70	SD3636	57
CT3WSLH6430BBFFL	149	CW1-S3630-B	178	J	71	SD4218	57
CT3WSLH6430BBFL	148	CW1-S4218-A	176	K	71	SD4236	57
CT3WSLH6430BFFL	148	CW1-S4218-B	176	L	72	SD6018	57
CT3WSLH6430FFFL	149	CW1-S4224-A	177	M	72	SD6036	57
CT3WSLH6430FFFL	150	CW1-S4224-B	177	N	72	SD7218	57
CT3WSLH6430FFL	147	CW1-S4230-A	178	O	73	SD7236	57
CT3WSRH5024BBFFL	124	CW1-S4230-B	178	P	73	SD8418	57
CT3WSRH5024BBFL	123	CW1-S4818-A	176	R	71	SD8436	57
CT3WSRH5024BFFL	124	CW1-S4818-B	176	S	71	SD9018	57
CT3WSRH5024FFFL	134	CW1-S4824-A	177	S2F2730CCC	80	SD9036	57
CT3WSRH5024FFL	123	CW1-S4824-B	177	S2F2730ECC	80	T	71
CT3WSRH5024PDDL	151	CW1-S4830-A	178	S2F2736CCC	80	U	72
CT3WSRH5030BBFFL	143	CW1-S4830-B	178	S2F2736ECC	80	Z	73
CT3WSRH5030BBFL	143	CW1-S6018-A	176	S2F2742CCC	80		
CT3WSRH5030BFFL	143	CW1-S6018-B	176	S2F2742ECC	80		
CT3WSRH5030FFFL	144	CW1-S6024-A	177	S2F3930CCCC	81		
CT3WSRH5030FFL	142	CW1-S6024-B	177	S2F3930ECCC	81		
CT3WSRH5724BBFFL	127	CW1-S6030-A	178	S2F3936CCCC	81		
CT3WSRH5724BBFL	126	CW1-S6030-B	178	S2F3936ECCC	81		
CT3WSRH5724BFFL	126	CW1-S6036-A	179	S2F3942CCCC	81		
CT3WSRH5724FFFL	126	CW1-S6036-B	179	S2F3942ECCC	81		
CT3WSRH5724FFL	125	CW1-S6618-A	176	S2F5130CCCC	82		
CT3WSRH5724PDDL	152	CW1-S6618-B	176	S2F5130ECCC	82		
CT3WSRH5730BBFFL	145	CW1-S6624-A	177	S2F5136CCCC	82		
CT3WSRH5730BBFL	145	CW1-S6624-B	177	S2F5136ECCC	82		
CT3WSRH5730BFFL	145	CW1-S6630-A	178	S2F5142CCCC	82		
CT3WSRH5730FFFL	144	CW1-S6630-B	178	S2F5142ECCC	82		
CT3WSRH5730FFL	144	CW1-S6636-A	179	SA10818	59		
CT3WSRH6424BBFFL	132	CW1-S6636-B	179	SA10836	59		
CT3WSRH6424BBFL	130	CW1-S7218-A	176	SA3018	59		
CT3WSRH6424BFFL	131	CW1-S7218-B	176	SA3036	59		
CT3WSRH6424FFFL	132	CW1-S7224-A	177	SA3618	59		
CT3WSRH6424FFFL	131	CW1-S7224-B	177	SA3636	59		
CT3WSRH6424FFL	130	CW1-S7230-A	178	SA4218	59		

# Selling Policy

	<p>This Selling Policy supercedes all previous selling policies. Prices, discounts and product offerings are subject to change without notice.</p>
<b>Terms &amp; Conditions of Sales</b>	<p>Sales by Knoll, Inc. or Knoll North America Corp. ("Seller") of Knoll Product Lines (hereinafter "Products") within the United States and Canada are made only on the terms which are contained in this Selling Policy. Seller hereby gives notice of its objection to any different or additional terms and conditions. This sale is expressly conditional upon Purchaser's assent to the terms and conditions set forth below. Additional terms and conditions may apply to KnollStudio and KnollTextiles orders. These terms and conditions may be modified or supplemented only by a written document signed by an authorized representative of Seller. These terms and conditions supercede any prior and/or contemporaneous agreements or correspondence between Purchaser and Seller. Written quotations expire thirty (30) days from the date of issuance and can be withdrawn by written notice anytime during that period. Where Purchaser and Seller have entered into the Knoll Electronic Terms and Conditions, all orders, acknowledgements, invoices and other business communications placed or transmitted in accordance with the Knoll Electronic Terms and Conditions shall be deemed to be in writing and signed and shall be valid for all purposes as if they were originated and maintained in documentary form.</p>
<b>Ordering Information</b>	<p>All orders must be in writing. The product pattern number(s) contained on Seller's order acknowledgement shall be the final expression of the order.</p>
<b>Order Confirmation</b>	<p>A purchase order is not binding on Seller until Purchaser has received Seller's order confirmation or acknowledgment.</p>
<b>Pricing Policies</b>	<p>List prices are subject to change without notice.</p> <p>List prices shall be those prices in effect on the date of receipt of a complete purchase order unless shipment is requested more than ninety (90) days after order entry in which case prices in effect on the date of shipment apply. List prices include specified freight costs. Unless specified in writing by Seller, no other charges are included in Seller's list prices.</p>
<b>Taxes</b>	<p>All sales, use, excise and other taxes applicable to the sale of the Products shall be paid by Purchaser. If Purchaser claims an exemption from any tax, Purchaser shall submit to Seller the appropriate exemption certificates.</p>
<b>Terms of Payment</b>	<p>Payment for one hundred percent (100%) of the net order amount is due within thirty (30) days of the date of invoice, which is generally issued upon shipment. In case of any discrepancies, such as shortages, and Seller is notified in writing within ten (10) days of receipt of Product, only that portion may be deducted and the balance paid. For orders greater than \$100,000 net, a fifty percent (50%) deposit is due at the time of order placement, with the remainder due within thirty (30) days of the date of invoice.</p> <p>KnollStudio orders less than \$2,000 require payment for one hundred percent (100%) of the net order amount (including any applicable sales tax and charges for inside delivery, special packaging, etc.), due at time of order placement. For KnollStudio orders greater than \$2,000, a one-half (50%) deposit is due at time of order placement with the remainder (including any applicable sales tax and charges for inside delivery, special packaging, etc.) due prior to shipment.</p> <p>If, in the judgment of Seller, Purchaser's financial condition does not justify the terms of the payment, Seller may require full or partial payment in advance.</p> <p>Past due accounts shall be charged one and one-half percent (1.5%) per month, or the highest rate permitted by law, whichever is less, and will be added to the outstanding balance. In the event Purchaser defaults on payment, Purchaser shall be liable for all collection costs, including reasonable attorney's fees and costs.</p>
<b>Changes and Cancellation</b>	<p>Purchase orders may not be changed or cancelled, in whole or in part, without prior written consent of Seller. Changes may effect delivery dates. Expenses incurred because of changes shall be charged to Purchaser. In the event of cancellations, Purchaser will be liable for reasonable cancellation charges established by Seller. Orders for special Product, orders including "COM" (hereinafter defined) material and orders pursuant to expedited delivery programs, may not be canceled.</p>
<b>Freight Prepaid</b>	<p>Freight is prepaid and included in the price of all Products, except KnollTextiles, within the 48 contiguous United States for orders placed with Knoll, Inc. and within Canada, excluding the Yukon, Northwest Territories, Nunavut and Newfoundland for orders placed with Knoll North America Corp. Packing is tested for rigorous motion and transportation but is not guaranteed to protect furniture from all conditions. If special packaging is required for any reason, please consult with your sales representative or dealer. Seller shall select the method of shipment and routing. Freight for all KnollTextiles orders is prepaid and added to the invoice.</p>
<b>Delivery/Freight Charges</b>	<p>Shipments outside the contiguous 48 United States and Canada shall be shipped F.O.B. Origin.</p> <p>For shipments outside the contiguous United States and Canada, Purchaser is responsible for the cost of freight from point of embarkation, including any handling and transportation charges incidental to loading at the point of departure and unloading at the final destination.</p> <p>Conditions beyond the control of Seller, including weather, available facilities and traffic conditions, may affect exact time of delivery. Seller shall not be responsible for specific carrier delivery date or time unless it has made a specific delivery commitment, in writing.</p> <p>Nonstandard methods of shipment and/or additional services are available upon request. Purchaser will be billed for the differential cost of any special services in excess of standard surface carrier freight costs. Premium charges, at Purchaser's request, will be added for airfreight, exclusive use of vehicle and extra, export or special packaging. Accessorial charges will be added for inside delivery, extra labor, reassignment and redelivery.</p> <p>Partial shipments may be made and invoiced by Seller.</p>
<b>Claims</b>	<p>All shipments for Knoll Products within the contiguous United States and Canada are F.O.B. Origin. All risk of loss passes to Purchaser at time of delivery to carrier. Purchaser shall inspect all Products upon receipt and notify Seller within ten (10) working days after receipt of any damage or defects which are, or should be, apparent from an inspection of the Product and its packaging. Failure of Purchaser to notify Seller during the ten (10) working day period shall constitute acceptance of the Products and waiver of any apparent defects, errors or shortages. For all claims relating to Product damaged in transit or for any other claims relating to or arising out of the transportation of the Product, Purchaser must seek recovery from the carrier and Seller has no liability to Purchaser for such claims. Seller may, upon request, assist Purchaser with filing of such claims with the carrier, but Seller will not be liable for any of these transportation related claims.</p>
<b>Seller's Security Interest</b>	<p>Until Seller receives the full payment for the Product, Seller shall have a security interest in the Product. Purchaser agrees to perform all acts, including but not limited to the execution and filing of documentation, which may be necessary to perfect and assure the security interest of Seller.</p>
<b>Returns</b>	<p>The return of Products without a written authorization by Seller shall not be accepted. To receive authorization for Product return, please call Customer Service. All Products that are returned pursuant to a valid authorization shall be subject to a twenty-five percent (25%) of list restocking charge. Products not currently offered for sale by Seller (including COM) shall not be authorized for return. All returned Products must be unused, in original condition and in the original Seller packing cartons. No refund or credit shall be given for damaged Products.</p>
<b>Held Orders/Storage</b>	<p>If Purchaser requests that an order be held or delayed, prices and terms and conditions in effect at the time of shipment shall apply. If Purchaser requests a delay after the time when Seller can defer production, Purchaser will be invoiced for the Product, payable in accordance with standard terms, when the order is ready for shipment. Seller may transfer the Product to storage, in which case all expenses incurred in connection with storage, including demurrage, preparation for storage, storage charges and handling shall be payable by Purchaser upon submission of invoices by Seller. Risk of loss to the Product shall pass to the Purchaser upon delivery of the Product into storage.</p>



# Selling Policy

<b>Customer's Own Material</b>	A Purchaser who requests a fabric or other surface material not standard to Seller's line of Products ("COM") must submit samples of the requested material to Seller prior to entry of a purchaser order. Seller shall determine if the material is suitable to its manufacturing processes and meets any requirements of Underwriters Laboratories. If the COM is acceptable, Seller will then establish a price for using the COM or the Product in question. For a description of the procedures for submitting samples and testing, contact customer resources or your sales representative. Seller shall have no responsibility for the appearance, condition, performance, durability, colorfastness or any other physical attribute of the COM. Purchaser shall indemnify and hold Seller harmless for any damages, injuries or losses arising out of or related to use of the COM on the Product.
<b>Warranty</b>	<p>Seller warrants to the original Purchaser only that the Products Seller manufactures and sells to Purchaser are free of defects in workmanship and materials, during the applicable warranty period set forth below.</p> <p>Warranty period set forth below is for 24-hour, 7 days a week, multi shift use (includes parts and labor to repair).</p> <p>Should any failure to conform with this limited warranty appear to a Product listed below during the applicable warranty period from the date of shipment, Seller shall, upon prompt written notice, repair or replace, at its option and costs, the affected part or parts.</p> <p><i>Product and Period of Warranty</i></p> <p><i>Lifetime: Antenna Workspaces, AutoStrada, Calibre, Crinion Open Table, Currents, Dividends Horizon, Morrison, Reff Profiles laminate, Series 2 Storage, Template and other non-wood components (except cascade edge worksurfaces, operational parts, controls, electrical, Lighting, Series 2 Veneer Front Storage, special or custom products, see below)</i></p> <p><i>12 Years: Chadwick, Essentials Work Chairs, Generation by Knoll, Life, Moment, MultiGeneration by Knoll, ReGeneration by Knoll, Remix, RPM, Sapper and Toboggan seating (except seating upholstery, textiles, leathers and finishes, see below).</i></p> <p><i>10 Years: Anchor Storage except digital keypad lock, Antenna Workspaces, AutoStrada, Crinion Open Table, Dividends Horizon, Dividends Horizon Satellite Surfaces, Reff Profiles, Template wood components, Series 2 Veneer Front Storage, cascade edge worksurfaces, Wood Casegoods (The Graham Collection) (except wood casegoods upholstered surfaces, see below), Reuter overheads, Reuter vertical storage, KnollExtra Sapper Monitor Arm Collection, Sapper XYZ Monitor Arm, Adjustable keyboard mechanisms and platforms, Communication Boards (except fabric board textiles, see below), Smokador collection (except leathers, see below), and Orchestra Universal Systems Accessories, k. lounge structural components.</i></p> <p><i>5 Years: Operational parts, controls, electrical, Lighting (except light ballasts, bulbs and power supply, see below), special or custom product, wood veneer products, Currents handcrank, Interaction Counterforce, KnollStudio, Spark Series seating structural elements, structural elements of all KnollStudio outdoor products including all Richard Schultz designed products, KnollExtra CPU storage and all universal storage drawers and Power Collection, Tone Tables.</i></p> <p><i>3 Years: Seating upholstery, textiles, leathers and finishes. Fabric boards textiles and Smokador Collection leathers.</i></p> <p><i>2 Years: Anchor Storage digital keypad lock, all other KnollExtra product</i></p> <p><i>1 Year: Light ballasts, bulbs and power supply, seating upholstered amp pads and soft amp pads, wood casegoods upholstered surfaces. KnollStudio, outdoor product finishes, k. lounge upholstery and k. lounge fabric.</i></p> <p>This warranty does not apply to:</p> <ul style="list-style-type: none"><li>• Damage caused by a carrier other than the Seller.</li><li>• Normal wear and tear or acts or omissions of parties other than Seller (including user modification, improper use or installation of Products).</li><li>• COM or other third party materials applied to Products.</li><li>• Products not installed by or under the auspices of a Knoll Dealer.</li><li>• Dramatic temperature variations or exposure to unusual conditions.</li><li>• Changes in surface finishes, including colorfastness due to aging or exposure to light.</li><li>• Clear paint finish applied to Antenna Workspaces steel or aluminum part.</li><li>• Except as specifically noted above, textiles and upholstery supplied by <i>KnollTextiles</i> (consult current <i>KnollTextiles</i> price list for applicable warranty).</li></ul> <p>Natural variations occurring in wood, marble, and leather shall not be considered defects, and the Seller does not guarantee the colorfastness or matching of the colors, grains or textures, or surface hardness of such materials. The Seller also does not guarantee the colorfastness of fiberglass panel surfaces. THE EXPRESS WARRANTIES CONTAINED HEREIN ARE IN LIEU OF ALL OTHER WARRANTIES, EXPRESS OR IMPLIED, INCLUDING ANY WARRANTIES OF MERCHANTABILITY AND FITNESS FOR PARTICULAR PURPOSE AND ALL OTHER WARRANTIES ARISING FROM COURSE OF DEALING OR USAGE OF TRADE.</p> <p>The remedies provided above are the Purchaser's sole remedies for any failure of Seller to comply with its obligations regarding the workmanship of its Products. Correction of any nonconformity in the manner and for the period of time provided shall constitute complete fulfillment of all liabilities of Seller, with respect to or arising out of the Product furnished hereunder.</p>
<b>Delay/Force Majeure</b>	Seller shall not be liable for failure to perform or for delay in performance due to fire, flood, strike or other labor difficulty, act of God, act of any governmental authority or of the Purchaser, riot, embargo, fuel or energy shortage, wrecks or delay in transportation, inability to obtain necessary labor, materials or manufacturing facilities from usual sources or failure of suppliers to meet their contractual obligations, or due to any cause beyond its reasonable control. If any such event occurs, Seller may extend delivery dates by a period of time necessary to overcome the effect of such delay, allocate available Product or cancel any purchase order.
<b>Compliance with Law</b>	PURCHASER IS SOLELY RESPONSIBLE FOR COMPLIANCE WITH ALL APPLICABLE FEDERAL, STATE AND LOCAL LAWS, ORDINANCES, REGULATIONS, RULES AND STANDARDS RELATING TO THE INSTALLATION, MAINTENANCE, USE AND OPERATION OF THE PRODUCTS.
<b>Patents</b>	Subject to the following provisions, Seller shall, at its own expense, defend or, at its option, settle any claim, suit or proceeding brought against the Purchaser, and/or its vendees, mediate and immediate, so far as based on an allegation that any Product or any part thereof furnished hereunder constitutes a direct or a contributory infringement of any claim of any patent of the United States or Canada. This obligation shall be effective only if Purchaser shall have made all payments then due hereunder and if Seller is notified promptly in writing and given authority, information and assistance for the defense of said claim, suit or proceeding. Seller shall pay all damages and costs awarded in such suit or proceedings so defended. <p>The foregoing indemnity does not apply to the following:</p> <ul style="list-style-type: none"><li>• Products supplied according to a design other than that of Seller, and which is required by the Purchaser.</li><li>• Combination of the Product with another product not furnished hereunder unless Seller is a contributory infringer.</li><li>• Any settlements of a suit or proceeding made without Seller's written consent.</li></ul>
<b>Limitations of Liability</b>	<p><b>SELLER, ITS CONTRACTORS, AUTHORIZED DEALERS AND SUBCONTRACTORS OR SUPPLIERS OF ANY TIER SHALL NOT BE LIABLE TO PURCHASER FOR ANY SPECIAL, INDIRECT, INCIDENTAL OR CONSEQUENTIAL DAMAGES ARISING FROM A BREACH OF THIS AGREEMENT.</b></p> <p>Purchaser's remedies set forth herein are exclusive and the liability of Seller with respect to the breach of this agreement or any contract entered into between the parties pursuant hereto shall not exceed the price of the Product or part on which such liability is based.</p>

# KnollKey Lock Program

## KnollKey Lock Program General Information

Following is the KnollKey lock policy, applicable to all products.

Knoll furniture can be ordered keyed-alike or random keyed. Key-alike and random keying instructions cannot be mixed on any single order. Only one of the two instructions can be used on an individual order. When an order is submitted with mixed (key-alike and random) instructions, Knoll will release the order as key-alike only and lock cores will have to be specified separately.

### Key-alike

For the convenience of the user, furniture may be keyed alike at no charge. Write "Key-alike" in the description of your purchase order for any pedestal, overhead, file or other item you wish to have keyed alike.

Using the key-alike instructions, order cores and keys as line items on your purchase order. Do NOT submit a key-alike form. The Knoll East Greenville Lock Center will select key numbers from the standard range of K 001 - K 250. Key numbers will not be repeated unless over 250 sets are ordered. Lock cores keyed-alike will ship separately from the product, ready for field installation.

There is no charge for key-alike orders if placed with the furniture order.

**IF THE KEY-ALIKE ORDER IS NOT PLACED AT LEAST TWO WEEKS PRIOR TO THE FURNITURE SHIP DATE, A \$50 HANDLING CHARGE AND AIR FREIGHT CHARGES WILL APPLY.**

**If product is ordered and shipped random-keyed, additional lock cores for key-alike are billable.**

### Random-Keying

To specify product keyed-random, write "key-random" in the product description. Random-keyed product is shipped with the lock core factory installed. A shrouded key is included. Random means no effort has been made to match key numbers, or to make them different.

### Keys

A Knoll shrouded key is shipped with every lock core. 250 Key numbers are available. For numbers above 250, contact Custom Product Development. Additional keys and key blanks are available. See service parts for more information.

### Master Keying

Knoll locks can be controlled by means of a master key. There is no additional per-lock charge for master keying. A letter of approval from the client must accompany orders for master keys.

### Installing Lock Cores

Lock cores can be installed or removed in the field by using a change key. Cores must be in the unlocked position to be removed. See service parts for change key pattern number and pricing.

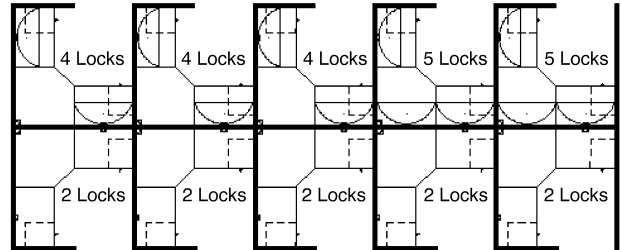
### Lock Distribution

All orders for key-alike lock cores/keys are packaged and shipped from the East Greenville Lock Center, regardless of where the pedestals, overhead, or other units are produced. Random keyed product will have cores factory-installed.

## How to Specify Key-Alike

Following is an example of how to specify key-alike for a cluster of 10 workstations.

**Step 1** - Using the project floorplan, count the number of locks in each workstation.



**Step 2** - Count the number of workstations with the same quantity of locks. Group together the workstations with a like number of locks.

5 workstations with 2 locks per station  
3 workstations with 4 locks per station  
2 workstations with 5 locks per station

**Step 3** - For the first group (5 sets of 2 locks), enter the number of workstations in the quantity column.

Qty	Pattern #	Description	Unit List	Ext. List
5				

**Step 4** - Then enter the pattern number "KSPEC\_ \_" and add a suffix for the number of locks for that group (i.e., for 2 locks per station, add the suffix "2"). Up to 30 lock cores are available in a set (i.e., KSPEC 30).

Qty	Pattern #	Description	Unit List	Ext. List
5	KSPEC 2	Set of 2 cores/keys	N / C	N / C

**Step 5** - Repeat for other groups.

Qty	Pattern #	Description	Unit List	Ext. List
5	KSPEC 2	Set of 2 cores/keys	N / C	N / C
3	KSPEC 4	Set of 4 cores/keys	N / C	N / C
2	KSPEC 5	Set of 5 cores/keys	N / C	N / C

Your Key instructions are complete.

Knoll will select key numbers for each set from 250 available numbers. Additional key numbers are available through Custom Product Development. **For additions to existing installations, specify desired key numbers in the description.**

## Service Parts

Pattern #	Description	List Price
KKEY_ _ _	Shrouded Key Specify key number desired	\$10
KBLANK	Shrouded Key Blank	\$10
KSPECB_ _ _	Retrofit Universal Core/Key Specify key number desired	\$22
KCHANGE	Change Key	\$10
HLKRKMASTER*	Master Key	\$10

\*Note: A letter of approval on company letterhead from the client must accompany all orders for master keys.

# General Ordering Information

---

## **The Products**

This guide encompasses all standard products for this product group.

## **Sizes**

Dimensions listed in this guide are indicated as:

H = height

W = width

D = depth

Dia. = diameter

Rad. = radius

## **Pricing**

All prices shown are list.

## **How to Order**

Select pattern numbers and quantities required for your complete installation. Product questions can be addressed in the specific sections of this guide or by contacting your sales representative or customer resource representative at 1-800-343-5665.

Next, select options (if required), along with colors and finishes appropriate to each product. Reference the Finishes and Fabrics pages for color designations.

On large installations, an item's "designated area" can be specified to assist in product organization and handling.

To expedite complete / correct entry of your order, be certain all pattern numbers, quantities, colors and area identifications are completely specified. Also, include complete purchase order numbers, bill-to and ship-to addresses, a contact name and specific factory shipping dates required.

## **Mail all orders to:**

Knoll, Inc.  
1235 Water Street  
P.O. Box 157  
East Greenville, PA 18041  
Attention: Order Entry

Once your order is entered at Knoll, an acknowledgment will be mailed to you. You will be advised of your scheduled shipping date within five days of the original acknowledgment. If it is necessary to revise your order, please contact your customer resource representative.

## Sustainability Statement

---

Sustainable design is a key component of Knoll's environmental focus. Our commitment to social responsibility and a healthy environment has prompted us to further articulate our longstanding environmental programs and, with encouragement and support from our colleagues in the industry, we have re-energized our focus on such "green" initiatives as life cycle analysis and LEED™ certification. Knoll is proud to have contributed to projects that have received LEED certification from the U.S. Green Building Council.

For the latest information on Knoll products that help our customers achieve LEED certification, log on to [knoll.com](http://knoll.com), click on "About Knoll" and then "Environmental Focus."