

# Open Plan

antenna® workspaces



**Knoll open plan workplace products capture the depth and breadth of any organization.**

## **Antenna® Workspaces**

*Antenna® Workspaces suggests connections and boundaries between diverse work areas and establishes a new way to shape space, simplifying transitions between individual and group work.*

*Designed by Masamichi Udagawa and Sigi Moeslinger.*

### **1 Antenna® Fence with Freestanding Desks**

Antenna Fence is a freestanding spine that defines boundaries and distributes power and data cables. Antenna tops in Bright White laminate with table structure in Jet Black paint. Fence in Bright White paint with powder glass screens. Antenna mobile pedestals and double wide pedestals with Slate Blue painted fronts and Bright White Edge pulls.

### **2 Antenna® Workspaces Intermediate Screens NEW**

Designed to plan anywhere along Big Table or linked desk configurations, intermediate screens delineate individual workspaces. Markerboard laminate screen with Bright White painted bracket (shown).

**YPSI1424LM**

### **3 Antenna® Workspaces Collaborative Table in Open Plan NEW**

Antenna begins with a simple structure—the table—that is inherently collaborative. Round and square tables fit seamlessly into open plan applications. Bright White laminate top and Jet Black legs (shown).

**YKTR42DL**

> Generation by Knoll® chair, pg 1; MultiGeneration by Knoll® hybrid chair, pg 1; Sapper™ Monitor Arm, pg 23; Smokador™ desktop accessories, pg 28



1



2



3

### 1 Antenna® Workspaces Linked Desks

Desks can be linked side-by-side and perpendicular return surfaces can be attached at any point to form L-shape or U-shape arrangements. Antenna tops in Bright White laminate with table structure and mobile pedestals in Bright White. Universal screens in Element, Calcium.

> Generation by Knoll® chair, pg 1; Smokador™ desktop accessories, pg 28

### 2 Antenna® Workspaces Desk

Antenna Workspaces desks create highly efficient focused work areas for open plan environments and private offices. The top rests on a base composed of two steel end legs and two tubular rails that span between them, linked by cast aluminum cradles. The result is an extraordinarily strong table. Top in Solid Folkstone laminate with table structure in Slate Blue paint.

Top **YT7230**

Rails **YBRS69**

Legs **YELD30**

> Generation by Knoll® chair, pg 1

### 3 Antenna® Workspaces Big Table

Back-to-back desktops with shared legs can be linked to support groups of any size in open plan environments, touch-down spaces and meeting areas. Antenna tops with hinged access in Solid Folkstone laminate with table structure and mobile pedestals in Folkstone Grey paint. Stanchion-mounted open overhead in Folkstone Grey.

> Generation by Knoll® chair, pg 1; Smokador™ desktop accessories, pg 28; Sapper™ Monitor Arm, pg 23



#### FOUNDED IN 1997 BY MASAMICHI UDAGAWA AND

**SIGI MOESLINGER**, Antenna Design's mission is to make the experience of technology and environments more meaningful and exciting.

Antenna Workspaces for Knoll reflects Udagawa and Moeslinger's interest in functional simplicity and their experience in using design as a tool of social interaction that bridges people and technology. Antenna's projects range from public to commercial, from applied to exploratory. Among Antenna's best known projects are the design of New York City subway cars and ticket vending machines, JetBlue check-in kiosks, Bloomberg displays and interactive environments.



1



2





**1 Reff Profiles™ Workstations NEW**

*Reff Profiles™ delivers cost efficient architectural presence for the entire workplace.*

*Designed by Brian Graham.*

Two 18"W cabinets and a soft rectangular table delineate space between paired Reff Profiles™ open plan workstations. Workstations in Folkstone Grey laminate with Medium Grey laminate doors, and open frame leg in Silver paint. Universal screens in Element, Calcium. Table in White laminate with base in Medium Grey paint.

> Generation by Knoll® chair, pg 1; Sprite chair, pg 11; Copeland Light™, pg 29

**2 Reff Profiles™ Reception Station NEW**

Folkstone Grey laminate with transaction tops and laminate-recessed infill creates an elegant and efficient station. Customized opportunities are available with branded materials and graphics to express a corporate image.

> Generation by Knoll® chair, pg 1



1



2



3

### 1 Template™ Workstations

*Template™ Storage System consolidates a range of storage options, defines space in the open plan environment and creates efficient open plan and private offices.*

57"H spine in Silver paint with shelves and Trapezoid worksurfaces in Folkstone Grey laminate and fabric inserts in Ricochet, Teal.

94"W credenza with sliding glass doors in Bronze.

> Generation by Knoll® chair, pg 1; Sapper™ Monitor Arm, pg 23; Smokador™ desktop accessories, pg 28; Dividends Horizon® Low X Base table, pg 57

### 2 Template™ Workstations

152"W x 64"H storage wall in Bright White paint with shelves in Bright White laminate and Powder Glass doors.

> Generation by Knoll® chair, pg 1; MultiGeneration by Knoll® chair, pg 8; Dividends Horizon® X Base table, pg 13; Saarinen table, pg 14

*Four-week lead time does not apply to veneer products on Knoll Essentials. Consult current published lead times.*

### 3 Template™ Workstations

42"H Template storage in Soft Grey paint with 24"W bookcase, 24"W file drawer and 24"W hinged door, all with double sided access. Integrated with 42"H Dividends Horizon® with 7"H frameless glass. Template front Series 2™ pedestals.

> EWC Sport™ chair, pg 7; Orchestra® desktop accessories, pg 28





3

### 1 Dividends Horizon® Workstations

Focusing on the artful contrast of structure and materials, Dividends Horizon® offers pragmatic planning and aesthetic opportunities for individual and linked workstations using new furniture elements that reflect contemporary work styles.

Designed by Jeffrey Bennett and Nicholas Dodziuk with David Noel.

57"H panels in Amplify, Albite and triangular frame open weave screens in Dark Value Grey. Worksurfaces, panel trim and storage fronts in Medium Teak. Storage cases, open weave screen frames and A legs in Medium Metallic Grey paint.

> Generation by Knoll® chair, pg 1; Sapper™ Monitor Arm, pg 23; Smokador™ desktop accessories, pg 28

*Four-week lead time does not apply to veneer products on Knoll Essentials. Consult current published lead times.*

### 2 Dividends Horizon® Workstations

36"H open base panels with 14"H glass stacking screens meeting a 64"H panel spine with technology tiles. Silver paint with bright white laminate worksurfaces. Calibre® mobile peds with optional pedestal cushion.

> Life® chair, pg 5; Smokador™ desktop accessories, pg 28

### 3 Dividends Horizon® Workstations

30"D Bright White laminate worksurfaces with panels in Reflect, Steel and 14"H frosted glass frameless add ups. 60"W credenzas in Medium Metallic Grey with tops, sliding door and drawer fronts in Bright White laminate.

> Generation by Knoll® chair, pg 1; Sapper™ Monitor Arm, pg 23; Smokador™ desktop accessories, pg 28





**Dividends Horizon® Workstations**

36"H panels in Foundation, Pearl with clear frameless glass add up, Bright White laminate worksurfaces and storage in Beige Mist Metallic paint.

> Generation by Knoll® chair, pg 1; Moment™ side chair, pg 8; Copeland Compact Light™, pg 29; Smokador™ desktop accessories, pg 28; X Base table, pg 13





3

***For organizations seeking a definitive architectural vocabulary, Morrison brings together intelligence and contemporary, refined aesthetics for flexible, high-performance workplaces.***

#### **1 Morrison Workstations**

48"H panels; worksurfaces in Natural Cherry laminate. Silver paint and trim finish.

> Saarinen table, pg 14; Saarinen Executive chairs, pg 8; Calibre® lateral files, pg 32

#### **2 Morrison Workstation**

64"H panels in Versatility, Chalk; Bright White laminate worksurface; Beige Mist Metallic paint and trim finish; Reuter overheads in Medium Metallic Grey paint.

> Life® chair with optional back topper, pg 2; CHIP™ chairs, pg 11; Smokador™ desktop accessories, pg 28

#### **3 Morrison Workstation**

42"H and 64"H panels in Foundation, Slate. Worksurfaces and Reuter overhead storage in Natural techwood veneer. Calibre® pedestals in Silver paint.

> Life® chair, pg 2; Saarinen Executive side chair, pg 8; Smokador™ desktop accessories, pg 28

*Four-week lead time does not apply to veneer products on Knoll Essentials. Consult current published lead times.*



1

**Knoll plannable tables offer a flexible alternative to panel-based layouts to support collaboration and manage the latest technology.**

**Currents® Desks and Worktables**

For adjustability and simplicity, Currents® desks and worktables offer unsurpassed innovation.

**1 Currents® Height-Adjustable Desks and Worktable**

Natural Cherry laminate with Trim Grey edgeband and legs in Folkstone Grey.

**Pinset Desk 60"W x 24"D**  
ADS60SF

**Half-Round Worktable**  
AT1D50A

**Fence Frame 60"W**  
APF1860

**Fence Legs**  
AX1LEG

> EWC Sport™ task chair, pg 7;  
Smokador™ desktop accessories, pg 28;  
Copeland Compact Light™, pg 29

**2 Personal Worktable**

Adjustable **AT1P36A**  
Fixed **AT1P36F**

**3 Tripod Worktable**

Adjustable **AT1TA**  
Fixed **AT1TL**

**4 Small Wiper Worktable**

Adjustable **AT1W24A**  
Fixed **AT1W24F**

**5 Medium Wiper Worktable**

Adjustable **AT1W30A**  
Fixed **AT1W30F**

**6 Half Wiper End Worktable**

Adjustable, left **AT1E24LA**  
Adjustable, right **AT1E24RA**  
Fixed, left **AT1E24LF**  
Fixed, right **AT1E24RF**

**7 Large Wiper End Worktable**

Adjustable **AT1W50A**  
Fixed **AT1W50F**

**8 Half-Round Worktable**

Adjustable **AT1D50A**  
Fixed **AT1D50F**

**9 Large Half-Round Worktable**

Adjustable **AT1D62A**  
Fixed **AT1D62F**

**10 Round Worktable**

Adjustable, 42" **AT1R42A**  
Adjustable, 48" **AT1R48A**  
Fixed, 42" **AT1R42F**  
Fixed, 48" **AT1R48F**

2



3



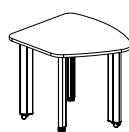
4




5



6




7



8



9



10



**11 Propeller®**

Propeller table in Maple laminate with Molded Grey edge and legs in Anodized Aluminum (shown).

**P2-I26 and P2-L24**

> Chadwick® chair, pg 5, Copeland Light™, pg 29



11

**12 Upstart®**

Upstart Rectangular Table Desk and Return in Natural Maple laminate with Trim Grey Edge and legs in Medium Grey (shown).

**AUPMS48D4**

**AUPMS48S2**

> Generation by Knoll® chair, pg 1; Moment™ chair, pg 8; Copeland Light™, pg 29



12

**13 Upstart® with Fence**

Upstart Rectangular Table Desk in Bright White laminate with Bright White edge and legs in Silver (shown).

**AUPMS60S4**

39"H Fence with Currents® access covers in Silver paint, Clear glass add-ups (shown). Series 2™ mobile pedestals with optional pedestal cushions.

> Chadwick® chairs, pg 5; Sprite chairs, pg 11; Smokador™ desktop accessories, pg 28



13