

Introduction	Knoll and Sustainable Design	2
	KnollParts	3
	24 Response Finish Code Conversion	4
Calibre	Calibre	5
Currents	Currents	7
Dividends	Dividends	9
Dividends Horizon	Dividends Horizon	15
Equity	Equity	16
Interaction	Interaction	23
Morrison	Morrison	24
Reff	Reff	32
Template	Template	37
Knoll Extra	Knoll Extra	39
Lock Cores and Keys	Lock Core and Keys	40
Paint	Paint	41
Alpha-Numeric Index		47
Selling Policy		51

Knoll and Sustainable Design

Each year Knoll sets key initiatives in our journey to sustainability. We are members of a global consortium on energy, have adopted a scientific, metrics-based approach to sustainable product design, and maintain a leadership position in establishing universal, verifiable, sustainability standards for our industry.

Knoll promotes independent third-party certification because it provides the most impartial and trustworthy foundation for industry-wide environmental compliance. Certification by established and respected third parties ensures that all manufacturers are held to the same high standards and that customers can trust a company's declaration about the environmental benefits of its products. Knoll third-party partners include: the International Standards Organization (ISO); Forest Stewardship Council (FSC®); Rainforest Alliance; GREENGUARD® Environmental Institute; and The Business and Institutional Furniture Manufacturer's Association (BIFMA) level™ certification from Scientific Certification Systems (SCS).

In addition, Knoll is aligned with the U.S. Green Building Council and can help companies, healthcare organizations and educational institutions achieve Leadership in Energy and Environmental Design (LEED®) workplace certification.

Global Climate Change

- Knoll is a sponsor of the Clinton Global Initiative, which brings together a community of global leaders to devise and implement solutions to some of the world's most pressing challenges, including environmental change.
- Knoll has a comprehensive Energy Management Program to increase energy efficiency in products and processes.

Life Cycle Assessment (LCA) Tool

- Life Cycle Assessment is a science-based measurement of a product's environmental impacts throughout its life cycle, from raw materials sourcing through manufacture, shipping, use and re-use or end-of-life. LCA enables cradle-to-cradle implementation of sustainable practices.
- Knoll has partnered with The Green Standard.org to develop an affordable, universal ISO-compliant computer-based LCA tool that can be used by the entire contract furniture industry and is partnering on the development of an Environmental Product Declaration System (EPDs) for Knoll products. EPDs are verified documents containing LCA results and additional environmental performance information about a product.

Setting Industry Standards

- Knoll partners with MTS (The Institute for Market Transformation to Sustainability) to develop the SMaRT® Consensus Sustainable Products Standards, a set of consensus-based sustainable product standards based on the LEED® model, for all building products, fabric, apparel, flooring and carpet. MTS, the developer of SMaRT®, is an accredited American National Standards Institute (ANSI) standard developer.
- Knoll also partners with BIFMA (Business and Institutional Furniture Manufacturers Association) to promote level™ sustainability standards for the contract furniture industry.
- Knoll has established FSC® (Forest Stewardship Council) certified wood as the standard for general office open plan office systems, casegoods and tables.
- Knoll has launched Full Circle, a resource recovery program developed with ANEW, to help customers extend the life cycle of surplus furniture, fixtures and equipment (FF&E) in an economically, socially and environmentally responsible manner.
- Our goal is to encourage all manufacturers in the contract furniture industry and related industries to adopt standards that will lead to sustainable products and practices.

For more information about Knoll and sustainable design, visit knoll.com/environment.

How To Use This Program	Send customer purchase order, standard non-billable, or billable service order form to KnollParts via fax - 215-679-1032 or e-mail 24responseknoll.com. For inquiries regarding your order or technical information please call 1-800-343-5665 ext. 1008, from 8 AM to 5 PM, eastern time or e-mail 24responseknoll.com.
When Will My Parts Be Shipped?	Parts will be shipped within 24 hours from time your order is received. Orders shipping from Toronto, Canada may require 48 hours due to customs restraints.
Program Policy	<ul style="list-style-type: none">• <u>24 Response orders will be shipped “Standard Ground Transportation” (UPS) unless otherwise specified.</u>• 24 Response orders with “Next Day” delivery request must be CLEARLY MARKED and specify Early Morning, Mid Morning, or PM.• Billable orders with “Next Day” delivery requests will be at Customer’s Expense.• Effective January 16, 2006, a \$15. shipping & handling charge will be added to all billable orders, standard or premium delivery requests.• Orders received after 12 Noon eastern-time are not guaranteed to ship the same day; they may be shipped the following workday.• Quantities may be limited pending availability of product.• List price may change in conjunction with change of list prices in standard Price Lists.• Tracking information available next day on exchange.knoll.com• Paint Orders: Must be received by 12Noon to ship same day. Overnight shipping is not available due to Federal Regulations. Tracking information is available by calling number listed above.• No returns• No changes or cancellations once order is booked.
To Process Your Order Immediately - Representative Will Need To Know The Following	<ul style="list-style-type: none">• Customer or Dealer Name and/or Number.• Original Knoll order number (for non-billable requests).• Reason for non-billable request.• Original purchase order number.• Your name• Company• “Ship To” address, contact, and phone number.• Special instructions.• Pattern number(s) or part(s) needed• Quantity• Color

Powder Textured

F0	Flint
K5	Silver
S4	White
K1	Lt. Grey
K2	Med. Grey
K3	Bk. Grey
K4	Beige
R8	Malachite
R9	Lt. Tan

Powder Smooth

F9	Flint
RS	Silver
S2	White
G1	Lt. Grey
G2	Med. Grey
G3	Bk. Grey
H5	Beige
R6	Malachite
R7	Lt. Tan

Wet Textured

F0	Flint
RT	Silver
S4	White
G7	Lt. Grey
G8	Med. Grey
G9	Bk. Grey
H6	Beige
R8	Malachite
R9	Lt. Tan

Component	Description	pattern number	list
Calibre Pedestal	1.5" Caster Kit	ZZ1B63142H01	\$63.
	15.68 Lock Channel	ZZ1C69198H02	26.
	15.98 Lock Channel	ZZ1C69198H01	26.
	18 ³ / ₄ " Drawer Slide pair	ZZ6D06716PR18	58.
	18" Full Extend Slide (2 pkg)	ZZ6D06717H01	75.
	2" Caster Kit	ZZ1B63142H02	66.
	20.00 Lock Channel	ZZ1C69198H03	26.
	23.50 Lock Channel	ZZ1C69198H04	28.
	24 ³ / ₄ " Drawer Slide pair	ZZ6D06716PR24	58.
	24" Full Extended Slide (pkg 2)	ZZ6D06717H02	76.
	30 ³ / ₄ " Drawer Slide pair	ZZ6D06716PR30	62.
	30" Full Extended Slide (pkg 2)	ZZ6D06717H03	99.
	Beltloop Lock Channel	ZZ6D07420H01	32.
	Bridge Filler Panel HDWR kit	ZZB62922H01	53.
	Knoll Lock Housing	ZZ1C69286G01	30.
	Lock Lever	ZZ1C69275G01	26.
	Lock Stop (pkg 2)	ZZ1C69295H01	25.
Doublewide Pedestal	30" Lock Bar	ZZ1C69369G01	35.
	36" Lock Bar	ZZ1C69369G02	35.
	Drawer Slide (pair)	ZZ6D07897BRTPR	89.
	Knoll Lock Housing	ZZ1B62604H01	32.
	Lock channel,DBL Wide	ZZ6D06955H01	29.
Hardware Kit	18" Bridge	ZZB62913H01	89.
	18" Pedestal w/ Return	ZZB62909H01	52.
	24" Bridge	ZZB62914H01	54.
	24" End Unit Return	ZZB62912H01	75.
	24" Pedestal w/Return	ZZB62910H01	92.
	36" W/S VDT Grommet Kit	ZZ5158252	38.
	Dbl Ped Hdwr Attachment Kit	ZZB62908H01	83.
	Desk Filler Panel	ZZB62920H01	65.
	End Unit	ZZB62911H01	48.
	End Unit Trim Kit	ZZC69366H01	38.
	Grommet Kit (18",24"&30")	ZZ1548192	56.
	Integration Bracket	ZZB62997H01	78.
	Pedestal File Support	ZZCD1FS	33.
	Return Filler Panel	ZZB62921H01	30.
	Single Ped Hdwr Attachment Kit	ZZB62907H01	85.
	T-End	ZZB62996H01	70.

Component	Description	pattern number	list
Hardware Kit	U-Credenza	ZZB62915H01	\$44.
	U-Credenza Filler Panel	ZZB62923H01	29.
	VDT Corner	ZZB62995H01	45.
File/Storage	30" Hanging rail	ZZ5Z4NB	21.
	36" Hanging rail	ZZ5Z6NB	21.
	42" Hanging rail	ZZ5Z8NB	21.
	Cabinet Housing	ZZ1C69284H01	30.
	Center Lock Module	ZZ1B63310H01	40.
	Drawer Slide LH	ZZ6D07893H02	71.
	Drawer Slide RH	ZZ6D07894H02	59.
	Extended Front Lock Rod	ZZ1C69493H03	39.
	Flipper Door Slide 12" LH	ZZ6D07898H01	66.
	Flipper Door Slide 12" RH	ZZ6D07898H02	66.
	Flipper housing	ZZ1C69285G01	40.
	Flipper Lock Rod	ZZ1C69493H01	39.
	Front to back hanging bar	ZZ5ZNNF	51.
	Ganging hardware	ZZ5Z4NN	19.
	Lable Holder	ZZ5ZNNL	52.
	Leveler Glides - Bookcase (pkg 4)	ZZ1B63289H01	39.
	Leveler Glides - Equity Height (pkg 4)	ZZ1B63287H02	38.
	Leveler Glides - Standard (pkg 4)	ZZ1B63287H01	38.
	Leveler Plugs - Bookcase (pkg 4)	ZZ1B63195G02	30.
	Lock Bar	ZZ1B63312H01	39.
	Lockshell&Cam Assm.	ZZ1B63338G01	44.
	Magnet/Latch Kit	ZZ1534656	56.
	Non-Flip lock housing	ZZ1C69494G01	40.
	Shelf Clips - Hybrids	ZZ1C69473H01	45.
	Shelf clips Calibre bookcase (pkg 4)	ZZB62978H02	15.
	Shelf Clips for cab.&wardrobe (pkg 4)	ZZ62886H02	9.
	Side Lock Module	ZZ1B63311H01	40.
	Standard Lock Rod	ZZ1C69493H02	39.

component	description	finish	pattern no.	list
Wall	Straight Connector Kit		HLKRAX1S	\$23.
Electrical	12" Jumper Cable (37")		HLKRAR1EJ1	95.
	120" Jumper Calbe (145")		HLKRAR1EJ10	252.
	144" Jumper Cable (169")		HLKRAR1EJ12	283.
	24" Jumper Cable (49")		HLKRAR1EJ2	126.
	36" Jumper Cable (61")		HLKRAR1EJ3	143.
	48" Jumper Cable (73")		HLKRAR1EJ4	157.
	60" Jumper Cable (85")		HLKRAR1EJ5	175.
	72" Jumper Cable (97")		HLKRAR1EJ6	192.
	96" Jumper Cable (121")		HLKRAR1EJ8	220.
	APCOC Outlet Cover	(G7,G8,G9,F0,R9) (X7,X8,X9,X0,X5,X6)	HLKR6AA1082()	31.
	APCOC Outlet Cover Light seal strip		HLKR1B533380152	3.
	Base Power Connector (Frame to Frame 36")		HLKRAR1EPC2	95.
	Base Power Connector (within frame 12")		HLKRAR1EPC1	79.
	Base Raceway Power Rail (48" or 72" Frame)		HLKRAR1E2	175.
	Base Raceway Power Rail (60" frame)		HLKRAR1E3	206.
	Cable Clips (set of 100)		HLKRAR1PCC100	79.
	Duplex Outlet Circuit "A"		HLKRAR1DA	40.
	Duplex Outlet Circuit "B"		HLKRAR1DB	40.
	Duplex Outlet Circuit "X"		HLKRAR1DX	40.
	Duplex Outlet Circuit "X" (Orange Face)		HLKRAR1DXO	44.
	Duplex Outlet Circuit "Y"		HLKRAR1DY	40.
	Duplex Outlet Circuit "Y"(Orance Face)		HLKRAR1DYO	44.
	Outlet Filler (ea)		HLKR1C5912452	5.
	Outlet Module 2 + 2		HLKRAR1EOM	165.
	Power Infeed Base (49")		HLKRAR1EPI2	158.
	Power Infeed Desk Heght (85")		HLKRAR1EPI5	192.
	Power Infeed Eciling (145")		HLKRAR1EPIC	238.
Stackable Add Up Panel	Connector, Mast-Currents Crown		HLKR6AA432200	7.
	Machine Screw BUH		HLKR7073440	3.
	Screw Cap SOH 5/16-18X 1 1/4"		HLKR7126100P	2.
Linkable Screen	Flat End Raceway Cover AAIRE	(G1,G2,G3,F9,H5,R7,RS)	HLKR1C59484 ()	36.
	Flat End Topcap		HLKR1B53661D6	13.
	Full End Topcap		HLKR1B53662D6	12.
	Glide, 2 1/8" Diameter		HLKR1C5948352	5.
	Machine Screw BUH 3/8-16 x 15/16"		HLKR6AA742540	3.
	Topcap corner L		HLKR6D12305D6	11.

Color Codes

G1,G7,U = Lt Grey
 G2,G8,J = Md Grey
 G3,G9,V = Dk Grey
 F9,F0,2 = Flint
 H5,H6,H = Beige

Color Codes

R7,R9,W = Tan
 RS,RT,3 = Silver
 Z5,S = Slate
 J0,E = Soft Grey

component	description	finish	pattern no.	list
Linkable Screen	Topcap T		HLKR6D12306D6	\$11.
	Topcap X		HLKR6D12307D6	12.
	Weldment, Leg Panel/Grey		HLKR1C59478SP	38.
Brackets	Acorn Nut 5/16-18		HLKR7274140	3.
	Machine Screw FH 5/16-18 X 1 1/4"		HLKR7511440	2.
	Machine Screw PNP 5/16-18 x 3/4"		HLKR7060440	2.
	Machine Screw PNP 5/16-18x1 3/4"		HLKR6AA411440	2.
	Screw BUH 1/4-20 x 1		HLKR6AA412040	2.
	Screw PNP #14 x 3/4"		HLKR7490140	2.
	Selftap Screw 10-20 x 1		HLKR6AA418740	2.
Rolling Door	Clip, Shroud		HLKR6TR122500	6.

Color Codes

G1,G7,U = Lt Grey
 G2,G8,J = Md Grey
 G3,G9,V = Dk Grey
 F9,F0,2 = Flint
 H5,H6,H = Beige

Color Codes

R7,R9,W = Tan
 RS,RT,3 = Silver
 Z5,S = Slate
 J0,E = Soft Grey

Dividends

Panel and Connector Components

component	description	finish	pattern no.	list
Universal Post & Components	42" Corner Post Cover	(E,Y1,Y2,Y3)	ZZDP2APC42L ()	\$32.
	42" Straight Post Cover	(E,Y1,Y2,Y3)	ZZDP2APC42S ()	16.
	50" Corner Post Cover	(E,Y1,Y2,Y3)	ZZDP2APC50L ()	36.
	50" Straight Post Cover	(E,Y1,Y2,Y3)	ZZDP2APC50S ()	17.
	64" Corner Post Cover	(E,Y1,Y2,Y3)	ZZDP2APC64L ()	45.
	64" Straight Post Cover	(E,Y1,Y2,Y3)	ZZDP2APC64S ()	26.
	78" Corner Post Cover	(E,Y1,Y2,Y3)	ZZDP2APC78L ()	59.
	78" Straight Post Cover	(E,Y1,Y2,Y3)	ZZDP2APC78S ()	35.
	Four-Way Post Top Cap	(E,Y1,Y2,Y3)	HLKRDP2APT4 ()	8.
	Inline (straight) Post Top Cap	(E,Y1,Y2,Y3)	HLKRDP2APTS ()	8.
	One-Way Post Top Cap	(E,Y1,Y2,Y3)	HLKRDP2APT1 ()	8.
	Post Only 36"		ZZDP2APO36	117.
	Post Only 42"		ZZDP2APO42	120.
	Post Only 50"		ZZDP2APO50	133.
	Post Only 64"		ZZDP2APO64	162.
	Post Only 78"		ZZDP2APO78	280.
	Three-Way Post Top Cap		HLKRDP2APT3 ()	8.
	Two-Way Post Top Cap		HLKRDP2APT2 ()	8.
	Panel Ends	64" Panel Wall Starter	n/a	ZZDP2PWS64
End Trim 36"h		(E,Y1,Y2,Y3)	ZZDP2APE36F ()	28.
End Trim 42"h		(E,Y1,Y2,Y3)	ZZDP2APE42 ()	29.
End Trim 50"h		(E,Y1,Y2,Y3)	ZZDP2APE50 ()	30.
End Trim 64"h		(E,Y1,Y2,Y3)	ZZDP2APE64 ()	32.
End Trim 78"h		(E,Y1,Y2,Y3)	ZZDP2APE78 ()	41.
Panel End Clips (pkg 5)		n/a	ZZ5092B24G01	9.
Panel End, High-low trim 22"h		(E,Y1,Y2,Y3)	ZZDP2APE22 ()	18.
Panel End, High-low trim 28"h		(E,Y1,Y2,Y3)	ZZDP2APE28 ()	32.
Panel End, High-low trim 36"h		(E,Y1,Y2,Y3)	ZZDP2APE36 ()	42.
Panel End, High-low trim 40"h		(E,Y1,Y2,Y3)	ZZDP2APE42H ()	44.
Panel End, High-low trim 8"h		(E,Y1,Y2,Y3)	ZZDP2APE08 ()	13.
Panel Ends, High-low trim 14"h		(E,Y1,Y2,Y3)	ZZDP2APE14 ()	12.
Screws-Panel End/Overhead Tile Sus(pkg 20)			ZZ1A52423G01	13.
Panel		Bottom Connector-Cactus (pkg of 20)		ZZ1A52418G01
	Carpet Gripper (pkg of 10)		ZZDP1CG	18.
	Connecting Hardware Kit		ZZ2389B06G01	19.
	Fabric Clips (pkg of 20)		ZZ1A5112B65H01	5.
	Full view/ Stack Panel Connector Assy.		ZZ5092B28G01	48.
	Leveling Glide (pkg 20)		ZZ1A52417G01	49.

Application Notes

Color Codes:
E Soft Grey
Y1 Pewter
Y2 Md. Grey
Y3 Dk. Grey

Dividends

Panel and Connector Components

component	description	finish	pattern no.	list
Panel	Raceway Spring Clip (pkg 20)		ZZ1A52415G01	\$33.
	Top Connector - Bolt (pkg of 10)		ZZ1A52420G01	27.
	Top Connector - C Channel (pkg of 10)		ZZ1A52419G01	44.
	Top Connector - Wedge (pkg of 10)		ZZ1A52421G01	76.
	Top Connexor - Screw (pkg of 20)		ZZ1A52416G01	38.
	Vertical Wire Pathway Grommet (pkg of 10)		ZZDP1VWG	224.
Panel Trim Components	Panel Lower Cap Trans (pkg of 12)	(E, Y1, Y2, Y3)	ZZ1A52438M01 ()	35.
	Panel to Panel Transition	(E, Y1, Y2, Y3)	ZZDP2ATCT ()	5.
	Top Cap 18" wide	(E, Y1, Y2, Y3)	ZZDP2APT18 ()	23.
	Top Cap 24" Wide	(E, Y1, Y2, Y3)	ZZDP2APT24 ()	26.
	Top Cap 30" wide	(E, Y1, Y2, Y3)	ZZDP2APT30 ()	28.
	Top Cap 36" wide	(E, Y1, Y2, Y3)	ZZDP2APT36 ()	31.
	Top Cap 42" wide	(E, Y1, Y2, Y3)	ZZDP2APT42 ()	31.
	Top Cap 48" wide	(E, Y1, Y2, Y3)	ZZDP2APT48 ()	32.
Insert Support D1 Style	18" Insert Support	(E, Y1, Y2, Y3)	ZZDP1SOS18 ()	36.
	24" Insert Support	(E, Y1, Y2, Y3)	ZZDP1SOS24 ()	38.
	30" Insert Support	(E, Y1, Y2, Y3)	ZZDP1SOS30 ()	43.
	36" Insert Support	(E, Y1, Y2, Y3)	ZZDP1SOS36 ()	44.
	42" Insert Support	(E, Y1, Y2, Y3)	ZZDP1SOS42 ()	48.
	48" Insert Support	(E, Y1, Y2, Y3)	ZZDP1SOS48 ()	48.
Insert Support D2 Style	18" Insert Support (Snap fit)	Black	ZZDP2SOS18	36.
	24" Insert Support (Snap fit)	Black	ZZDP2SOS24	39.
	30" Insert Support (Snap fit)	Black	ZZDP2SOS30	43.
	36" Insert Support (Snap fit)	Black	ZZDP2SOS36	44.
	42" Insert Support (Snap fit)	Black	ZZDP2SOS42	48.
	48" Insert Support (Snap fit)	Black	ZZDP2SOS48	48.
Insert Support Mntg Brackets	D2 Style Insert Support Mounting Brkts (pair)		ZZDP2SOSC	13.
Beltway Support	18" Panel		ZZ1A52424G06	23.
	24" Panel		ZZ1A52424G05	25.
	30" Panel		ZZ1A52424G04	27.
	36" Panel		ZZ1A52424G03	29.
	42" Panel		ZZ1A52424G02	33.
	48" Panel		ZZ1A52424G01	35.

Application Notes

Color Codes:
 E Soft Grey
 Y1 Pewter
 Y2 Md. Grey
 Y3 Dk. Grey

Dividends

Panel and Connector Components

24 Response


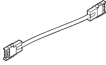
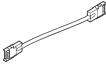


component	description	finish	pattern no.	list
Dividends	Div. Top/Bottom Skin clip(20/BG)		ZZ5112B65H01	\$5.

Application Notes


Color Codes:
E Soft Grey
Y1 Pewter
Y2 Md. Grey
Y3 Dk. Grey

Dividends

Electircal Components

component	description	pattern no.	list
Infeeds	Base Infeed (reversible)	ZZDE1ERBI56	\$314.
	Base Infeed LH	ZZDE1EBI56L	256.
	Base Infeed RH	ZZDE1EBI56R	256.
	Ceiling Infeed Harness	ZZDE1ECI144	305.
Receptacles 	Duplex, Circuit 1	ZZDE1DR1	49.
	Duplex, Circuit 2	ZZDE1DR2	49.
	Duplex, Circuit 3	ZZDE1DR3	49.
	Duplex, Circuit 4	ZZDE1DR4	49.
	Duplex, Circuit 5	ZZDE1DR5	49.
	Duplex, Circuit 6	ZZDE1DR6	49.
Power Jumper 	18" Panel	ZZDE1EPJ18NP	110.
	24" Panel	ZZDE1EPJ24NP	123.
	30" Panel	ZZDE1EPJ30NP	130.
	36" Panel	ZZDE1EPJ36NP	135.
	42" Panel	ZZDE1EPJ42NP	140.
	48" Panel	ZZDE1EPJ48NP	150.
Power Jumper with Post 	18" Panel	ZZDE1EPJ18WP	120.
	24" Panel	ZZDE1EPJ24WP	126.
	30" Panel	ZZDE1EPJ30WP	131.
	36" Panel	ZZDE1EPJ36WP	137.
	42" Panel	ZZDE1EPJ42WP	145.
	48" Panel	ZZDE1EPJ48WP	154.
Multiple Panel Power Jumper 	54" Panel run	ZZDE1EPJ54WP	159.
	60" Panel run	ZZDE1EPJ60WP	172.
	66" Panel run	ZZDE1EPJ66WP	174.
	72" Panel run	ZZDE1EPJ72WP	176.
	78" Panel run	ZZDE1EPJ78WP	187.
	84" Panel run	ZZDE1EPJ84WP	191.
	96" Panel run	ZZDE1EPJ96WP	204.
Electrical 8-Wire Power Module 	24" Power Module	ZZDE1EPM24	145.
	30" Power Module	ZZDE1EPM30	154.
	36" Power Module	ZZDE1EPM36	158.
	42" Power Module	ZZDE1EPM42	172.
	48" Power Module	ZZDE1EPM48	178.

Dividends
Electircal Components

component	description	pattern no.	list
Power Connector	12" No Post	ZZDE1EPCNP	\$94.
	15" With Posts	ZZDE1EPCWP	97.

Dividends

Bracket Components and Accessories

component	description	pattern no.	list
Worksurface Support	18" Cantilever	ZZDB1C18 (L/R)	\$41.
	18" Flat Bracket	ZZDB1F18	17.
	24" Cantilever	ZZDB1C24 (L/R)	58.
	24" Flat Bracket	ZZDB1F24	23.
	30" Cantilever	ZZDB1C30 (L/R)	82.
	30" Flat Bracket	ZZDB1F30	27.
	Panel to End Unit Bracket	ZZDB1PEU	12.
	Panel to Worksurface Bracket	ZZDB1PWS (L/R)	10.
	Worksurface Grommet	HLKR2389B09G01	5.
	Worksurface Screws (pkg of 12)	ZZ1A52422G01	39.
Brackets	Reuter Overhead	ZZRO1DPB	59.
Panel Mount	Reuter Shelf	ZZRS1DPB	59.

description	type	finish	pattern no.	list
Horizon	18" Cover No Knockouts	(E,Y1,Y2,Y3)	ZZ7734C70V07	\$18.
Raceway Covers	18" Cover With Knockouts	(E,Y1,Y2,Y3)	ZZ7734C70V01	17.
	24" Cover No Knockouts	(E,Y1,Y2,Y3)	ZZ7734C70V08	18.
	24" Cover With Knockouts	(E,Y1,Y2,Y3)	ZZ7734C70V02	18.
	30" Cover No Knockouts	(E,Y1,Y2,Y3)	ZZ7734C70V09	20.
	30" Cover With Knockouts	(E,Y1,Y2,Y3)	ZZ7734C70V03	19.
	36" Cover No Knockouts	(E,Y1,Y2,Y3)	ZZ7734C70V10	21.
	36" Cover With Knockouts	(E,Y1,Y2,Y3)	ZZ7734C70V04	21.
	42" Cover No Knockouts	(E,Y1,Y2,Y3)	ZZ7734C70V11	25.
	42" Cover With Knockouts	(E,Y1,Y2,Y3)	ZZ7734C70V05	25.
	48" Cover No Knockouts	(E,Y1,Y2,Y3)	ZZ7734C70V12	25.
	48" Cover With Knockouts	(E,Y1,Y2,Y3)	ZZ7734C70V06	25.

Application Notes

Color Codes:

E Soft Grey
 Y1 Pewter
 Y2 Md. Grey
 Y3 Dk. Grey

Equity

Panel and Connector Components

component	description	pattern no.	list
Raceway Post (Generation "1")	28"	ZZEP1P28 ()	\$69.
	40"	ZZEP1P40 ()	70.
	48"	ZZEP1P48 ()	73.
	53"	ZZEP1P53 ()	75.
	60"	ZZEP1P60 ()	76.
	65"	ZZEP1P65 ()	77.
	80"	ZZEP1P80 ()	81.
Dual Height Raceway Posts	28-40"	ZZEP1DP2840 ()	151.
	28-48"	ZZEP1DP2848 ()	163.
	28-60"	ZZEP1DP2860 ()	170.
	28-65"	ZZEP1DP2865 ()	174.
	28-80"	ZZEP1DP2880 ()	191.
	40-48"	ZZEP1DP4048 ()	161.
	40-53"	ZZEP1DP4053 ()	164.
	40-60"	ZZEP1DP4060 ()	170.
	40-65"	ZZEP1DP4065 ()	174.
	40-80"	ZZEP1DP4080 ()	191.
	48-53"	ZZEP1DP4853 ()	164.
	48-60"	ZZEP1DP4860 ()	170.
	48-65"	ZZEP1DP4865 ()	174.
	48-80"	ZZEP1DP4880 ()	191.
	53-60"	ZZEP1DP5360 ()	170.
	53-65"	ZZEP1DP5365 ()	174.
	53-80"	ZZEP1DP5380 ()	193.
	58-53"	ZZEP1DP2853 ()	164.
	60-65"	ZZEP1DP6065 ()	174.
60-80"	ZZEP1DP6080 ()	191.	
65-80"	ZZEP1DP6580 ()	191.	
Post Connectors	Four-way Straight	ZZEP1PCX ()	46.
	Multi-Height Filler	ZZEP1PCMF ()	26.
	Post End Filler	ZZEP1PCEP ()	33.
	Post End Filler	ZZEP1PCEPK ()	33.
	Post Plug	ZZEP1PLUG ()	18.
	Three-way 120 Y	ZZEP1PCY ()	41.
	Trim Filler	ZZEP1PCTF ()	26.
	Two-way Adj. Angle	ZZEP1PCA ()	50.
	Two-way L	ZZEP1PCL ()	38.
	Two-way Straight	ZZEP1PCS ()	32.

Application Notes

Color codes:

- D = Dark Neutral
- E = Soft Grey
- R = Taupe
- Y2 = Md Grey (Slate)
- Y3 = Dark Grey

Equity

Panel and Connector Components

24 Response

component	description	pattern no.	list
Post Connectors	Two-way T	ZZEP1PCT ()	\$41.
	Wall Starter Post Cap	ZZ1936C28V02	19.
Connector	Bottom Cup Adapter	ZZOPCE	23.
Hardware	Flat Post Connector Screw (pkg of 6)	ZZ3321C82V04 ()	76.
	Pnl Top and Bottom Hooks (12 ctn)	ZZAPHX	137.
	Post Connector Screw (pkg of 6)	ZZ2383B16V02 ()	70.
Raceway Base Shrouds	Base Shroud 120° Inside	ZZEP1SI120 ()	15.
	Base Shroud 120° Outside	ZZEP1SO120 ()	27.
	Base Shroud 180° Straight	ZZEP1SS ()	22.
	Base Shroud 90° Outside	ZZEP1SL ()	29.
	Base Shroud 90° Outside for post covers	ZZEP1SLK ()	27.
	Base Shroud End	ZZEP1SEP()	43.
	Base Shroud End for Post Covers	ZZEP1SEPK()	40.
Raceway Slotted Standards	Gen.1- 40"H / Gen.3.-41"H	ZZ5252D89V02 ()	32.
	Gen.1=28"H / Gen. 2=29"H	ZZ5252D89V01 ()	32.
	Gen.1=48"H / Gen. 2=49"H	ZZ5252D89V03 ()	39.
	Gen.1=53"H / Gen. 2=N/A	ZZ5252D89V04 ()	42.
	Gen.1=60"H / Gen. 2=61"	ZZ5252D89V05 ()	48.
	Gen.1=60"H / Gen. 2=61"	ZZ5252D89V55 ()	67.
	Gen.1=65"H / Gen. 2=N/A	ZZ5252D89V06 ()	50.
	Gen.1=80"H / Gen. 2=81"H	ZZ5252D89V09 ()	62.
Panel Spline	.155 Dia. 2000' Roll	ZZ2P47A65H02	384.
	.155 Dia. for Ultra Panel (per ft.)	ZZ2347A65H02	12.
	.188 Dia. 2000' Roll	ZZ2P47A65H03	542.
	.188 Dia. for Fiberglass Pnl. (per ft)	ZZ2347A65H03	12.
Panel Top Caps	12" wide	ZZ3326C07V03 ()	18.
	18" wide	ZZ3326C07V04 ()	26.
	24" wide	ZZ3326C07V05 ()	27.
	30" wide	ZZ3326C07V06 ()	29.
	36" wide	ZZ3326C07V07 ()	30.
	42" wide	ZZ3326C07V65 ()	32.
	48" wide	ZZ3326C07V08 ()	33.
	60" wide	ZZ3326C07V09 ()	42.
	Panel Top Cap for End Panels (6 per pkg)	ZZ3326C07V12 ()	21.
	Panel Top Cap Retainers (6 per pkg)	ZZ1937C01H01	17.

Application Notes

Color codes:

D = Dark Neutral
 E = Soft Grey
 R = Taupe
 Y2 = Md Grey (Slate)
 Y3 = Dark Grey

Equity

Panel and Connector Components

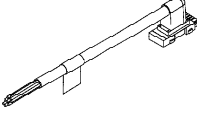

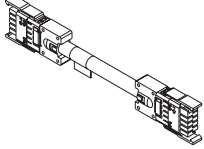
component	description	pattern no.	list
Raceway Cover (1 per package)	12" Raceway cover	ZZ5249D43V01 ()	\$29.
	18" Raceway Cover	ZZ5249D43V02 ()	31.
	24" Raceway cover	ZZ5249D43V03 ()	33.
	30" Raceway cover	ZZ5249D43V04 ()	39.
	36" Raceway cover	ZZ5249D43V05 ()	44.
	42" Raceway cover	ZZ5249D43V06 ()	49.
	48" Raceway cover	ZZ5249D43V07 ()	52.
	60" Raceway cover	ZZ5249D43V08 ()	59.

Application Notes

Color codes:

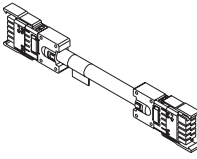

- D = Dark Neutral
- E = Soft Grey
- R = Taupe
- Y2 = Md Grey (Slate)
- Y3 = Dark Grey

Equity Electrical Components

component	description	pattern no.	list
Base Infeed Module "E" Series	8-wire #54 / non-handed	ZZEE1BI-8	\$261.
			
Terminal Blocks	8 wire / brakets included	ZZEE1TB8	60.
			
Conduit Jumper	105"	ZZEE1C105-8	233.
	108"	ZZEE1C108-8	235.
	111"	ZZEE1C111-8	242.
	114"	ZZEE1C114-8	248.
	120"	ZZEE1C102-8	230.
	120"	ZZEE1C120-8	258.
	126"	ZZEE1C126-8	262.
	132"	ZZEE1C132-8	266.
	144"	ZZEE1C144-8	285.
	18"	ZZEE1C18-8	121.
	21"	ZZEE1C21-8	126.
	24"	ZZEE1C24-8	129.
	27"	ZZEE1C27-8	131.
	30"	ZZEE1C30-8	136.
	33"	ZZEE1C33-8	139.
	36"	ZZEE1C36-8	141.
	39"	ZZEE1C39-8	147.
	42"	ZZEE1C42-8	151.
	45"	ZZEE1C45-8	156.
	48"	ZZEE1C48-8	157.
51"	ZZEE1C51-8	164.	
54"	ZZEE1C54-8	164.	
57"	ZZEE1C57-8	172.	
60"	ZZEE1C60-8	177.	
63"	ZZEE1C63-8	184.	
66"	ZZEE1C66-8	187.	
69"	ZZEE1C69-8	187.	
72"	ZZEE1C72-8	192.	
			

Equity



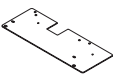
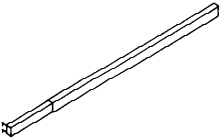
Electrical Components

component	description	pattern no.	list
	75"	ZZEE1C75-8	\$195.
	78"	ZZEE1C78-8	199.
	81"	ZZEE1C81-8	200.
	84"	ZZEE1C84-8	201.
	87"	ZZEE1C87-8	208.
	90"	ZZEE1C90-8	214.
	93"	ZZEE1C93-8	217.
	96"	ZZEE1C96-8	220.
	99"	ZZEE1C99-8	224.
	Circuit #1	ZZEE1R1	42.
	Circuit #1 Isolated Ground	ZZEE1R1G	42.
	Circuit #2	ZZEE1R2	42.
	Circuit #2 Isolated Ground	ZZEE1R2G	42.
	Circuit #3	ZZEE1R3	42.
	Circuit #3 Dedicated Circuit	ZZEE1R3D	42.
	Circuit #3 Isolated Ground	ZZEE1R3G	42.
	Circuit #4 Dedicated Circuit	ZZEE1R4D	42.
	Circuit #5 Dedicated Circuit	ZZEE1R5D	42.
	Circuit #6 Dedicated Circuit	ZZEE1R6D	42.
	E-10 Side Mount Receptacle Bracket (pkg 10)	ZZBEE1SMRB	247.

Equity

Bracket Components and Accessories

24 Response

component	description	finish	pattern no.	list
Wall Mount Brackets 	Gen.1=120"H Gen. 2=120"H	(D,E,R,Y2,Y3)	ZZEP1WMC120 ()	\$251.
	Gen.1=28"H Gen. 2=29"H	(D,E,R,Y2,Y3)	ZZEP1WMC28 ()	112.
	Gen.1=40"H Gen. 2=41"H	(D,E,R,Y2,Y3)	ZZEP1WMC40 ()	112.
	Gen.1=48"H Gen. 2=49"H	(D,E,R,Y2,Y3)	ZZEP1WMC48 ()	116.
	Gen.1=53"H Gen. 2=N/A	(D,E,R,Y2,Y3)	ZZEP1WMC53 ()	117.
	Gen.1=60"H Gen. 2=61"H	(D,E,R,Y2,Y3)	ZZEP1WMC60 ()	131.
	Gen.1=65"H Gen. 2=N/A	(D,E,R,Y2,Y3)	ZZEP1WMC65 ()	136.
	Gen.1=80"H Gen. 2=81"H	(D,E,R,Y2,Y3)	ZZEP1WMC80 ()	163.
	Gen.1=N/A / Gen. 2=64"H		ZZEP3WMC64 ()	129.
Worksurface Cantilevers 	Left 20"		ZZEB1C20L ()	100.
	Left 5" Generation 1 panels		ZZEB1C5L ()	26.
	Left 5" Generation 3 panels		ZZEB1PWSL ()	16.
	Right 20"		ZZEB1C20R ()	100.
	Right 5" Generation 1 panels		ZZEB1C5R ()	26.
	Right 5" Generation 3 panels		ZZEB1PWSR ()	16.
Worksurface Brackets 	2mm&5mm Ex. Return Splice Plate 20"		ZZEB1F20	43.
	2mm&5mm Typing Return "Z" Brkt. 20"		ZZ5251D99V01 ()	98.
	2mm&5mm Typing Return "Z" Brkt. 26"		ZZ5251D99V03 ()	168.
Stretcher Rails 	for 24", 30"&36" widths		ZZEB1SRS ()	137.
	for 42", 48" and 60" widths		ZZEB1SRL ()	147.
Panel Mount Reuter Brackets	Overhead to Equity		ZZR01EPB	50.
	Shelf to Equity		ZZRS1EPB	41.
Storage Accessories	Cabinet Lock Change Key		HLKRAKC	21.
	Overhead File "CF" Cabinet Lock		HLKRALCA	25.
	Suspended Lateral File Cabinet Lock		HLKRALCBD	25.

Application Notes

Color codes:

- D = Dark Neutral
- E = Soft Grey
- R = Taupe
- Y2 = Md Grey (Slate)
- Y3 = Dark Grey

Equity

Bracket Components and Accessories

24 Response

component	description	finish	pattern no.	list
Worksurface	Cantilever Locking Clips (20 per pkg)		ZZ2417B57H01	\$42.
Accessories	Cantilever Mounting Shoulder screws (20 per pkg)		ZZ2657A89H01	33.
	T Molding 300' Roll / 1 1/4" width		ZZ3P32C98V01 ()	635.
	T Molding Per foot / 1 1/4" width		ZZ3332C98V01 ()	2.

Application Notes

Color codes:

- D = Dark Neutral
- E = Soft Grey
- R = Taupe
- Y2 = Md Grey (Slate)
- Y3 = Dark Grey

component	description	pattern no.	list
Interaction	Extender Glides (set of 4)	ZZIXG	\$16.
Tables	Glide for Column base	ZZ2661A80H01	5.

Application Notes

- T1 Black
- T2 Blue
- T3 Green
- T4 Red
- T5 Yellow

Morrison
Panel and Connector Components

component	finish type	description	pattern no.	list
Connectors		30" Connector Track	HLKRMC130S1	\$49.
Panel Support		39" Connector Track	HLKRMC139S1	49.
		42" Connector Track	HLKRMC142S1	49.
		42" Corner Post	HLKR6877140	122.
		48" Connector Track	HLKRMC148S1	55.
		48" Corner Post	HLKR5592640	122.
		48" Hi-Lo Corner Post	HLKR6D125120040	221.
		56" Connector Track	HLKRMC156S1	58.
		56" Corner Post	HLKR6764240	164.
		56" Hi-Lo Corner Post	HLKR6D125120140	233.
		64" Connector Track	HLKRMC164S1	59.
		64" Corner Post	HLKR6877240	164.
		64" Hi-Lo Corner Post	HLKR6D125120240	242.
		74" Connector Track	HLKRMC174S1	64.
		74" Corner Post	HLKR6877340	182.
		74" Hi-Lo Corner Post	HLKR5602040	275.
		80" Connector Track	HLKRMC180S1	67.
		80" Corner Post	HLKR6D125100240	182.
		80" Hi-Lo Corner Post	HLKR6D125110140	253.
		Screw (for above clamp -2 per)	HLKR7098440	2.
		Vertical Standard Clamp	HLKR6369952	6.
Top Caps	Wet Textured	18" Capstrip Top Cap	HLKR54330 ()	37.
Panel Support	Wet Textured	24" Capstrip Top Cap	HLKR54331 ()	42.
	Wet Textured	3-Way Capstrip Top Cap	HLKR68884 ()	26.
	Wet Textured	30" Capstrip Top Cap	HLKR54332 ()	53.
	Wet Textured	36" Capstrip Top Cap	HLKR54333 ()	68.
	Wet Textured	4-Way Capstrip Top Cap	HLKR68883 ()	24.
	Wet Textured	42" Capstrip Top Cap	HLKR54334 ()	73.
	Wet Textured	48" Capstrip Top Cap	HLKR54335 ()	78.
	Wet Textured	60" Capstrip Top Cap	HLKR54336 ()	81.
	Wet Textured	Corner Capstrip Top Cap	HLKR68885 ()	20.
	Wet Textured	End Capstrip Top Cap	HLKR68882 ()	23.
	Wet Textured	End Post	HLKR69471 ()	26.
	Wet Textured	Straight Post	HLKR69470 ()	26.
Raceway Covers	Powder Smooth	18" Raceway, Non-Powered	HLKR69411 ()	37.
Non Powered	Powder Smooth	24" Raceway, Non Powered	HLKR69412 ()	47.
Panel Support	Powder Smooth	3-Way Raceway, Non-Powered	HLKR69420 ()	18.
	Powder Smooth	30" Raceway, Non-Powered	HLKR69413 ()	53.

Paint Finish Codes

Powder Smooth		Wet Textured	
F9	Flint	F0	Flint
RS	Silver	RT	Silver
G1	Lt. Grey	G7	Lt. Grey
G2	Med. Grey	G8	Med. Grey
G3	Dk. Grey	G9	Dk. Grey
H5	Beige	H6	Beige
R7	Lt. Tan	R9	Lt. Tan

Morrison
Panel and Connector Components

component	finish type	description	pattern no.	list
Raceway Covers Non Powered	Powder Smooth	36" Raceway, Non-Powered	HLKR69414 ()	\$54.
Panel Support	Powder Smooth	42" Raceway, Non-Powered	HLKR69415 ()	61.
	Powder Smooth	48" Raceway, Non-Powered	HLKR69416 ()	68.
	Powder Smooth	60" Raceway, Non-Powered	HLKR69417 ()	78.
	Powder Smooth	Coner Raceway, Non-Powered	HLKR69419 ()	18.
	Powder Smooth	End Raceway, Non-Powered	HLKR69418 ()	18.
Raceway Covers Powered	Powder Smooth	24" Raceway, Powered	HLKR54001 ()	69.
Panel Support	Powder Smooth	30" Raceway, Powered	HLKR54002 ()	69.
	Powder Smooth	36" Raceway, Powered	HLKR54003 ()	78.
	Powder Smooth	42" Raceway, Powered	HLKR54004 ()	80.
	Powder Smooth	48" Raceway, Powered	HLKR54005 ()	83.
	Powder Smooth	60" Raceway, Powered	HLKR54006 ()	106.
	Powder Smooth	Cover, Raceway Knockout	HLKR54007 ()	11.

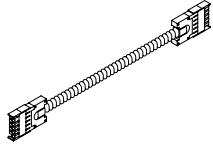
Paint Finish Codes

Powder Smooth		Wet Textured	
F9	Flint	F0	Flint
RS	Silver	RT	Silver
G1	Lt. Grey	G7	Lt. Grey
C2	Med. Grey	G8	Med. Grey
G3	Dk. Grey	G9	Dk. Grey
H5	Beige	H6	Beige
R7	Lt. Tan	R9	Lt. Tan

Morrison
Electrical Components

component	description	pattern no.	list
Power	24" Power Harness	HLKRRMR3E24	\$157.
Distribution	30" Power Harness	HLKRRMR3E30NS	173.
Panel Support	36" Power Harness	HLKRRMR3E36NS	187.
	42" Power Harness	HLKRRMR3E42NS	200.
	48" Power Harness	HLKRRMR3E48NS	208.
	60" Power Harness	HLKRRMR3E60NS	222.
	Power Harness (Vertical Raceway)	HLKRRMR3EVR	444.
	Power Infeed Ceiling (Vertical Raceway)	HLKRRMR3EPVR	272.
	Power Infeed-Ceiling (External Power Pole)	HLKRRMR3EPIC	313.
	Power Infeed-Panel	HLKRRMR3ERP1	272.
	Power Infeed/Hardwire/NYC	HLKRRMR3EPNY1	230.
	Power Infeed/Hardwire/NYC	HLKRRMR3EPNY2	345.
Power	30" Desk Support Power Harness	HLKRRMR3NE30	187.
Distribution	36" Desk Support Power Harness	HLKRRMR3NE36	208.
Desk Support	42" Desk Support Power Harness	HLKRRMR3NE42	214.
	48" Desk Support Power Harness	HLKRRMR3NE48	222.
	54" Desk Support Power Harness	HLKRRMR3NE54	230.
	60" Desk Support Power Harness	HLKRRMR3NE60	238.
	66" Desk Support Power Harness	HLKRRMR3NE66	249.
	72" Desk Support Power Harness	HLKRRMR3NE72	256.
	78" Desk Support Power Harness	HLKRRMR3NE78	265.
	Power Infeed Desk Support	HLKRRMR3NEPI	249.
Power	12" Pass Thru Jumper	HLKRRMR3EJ12	109.
Disrtibution	12" Pass Thru Jumper	HLKRRMR3EJ18	114.
Panel/Desk	24" Pass Thru Jumper	HLKRRMR3EJ24	123.
Support	30" Pass Thru Jumper	HLKRRMR3EJ30	129.
	36" Pass Thru Jumper	HLKRRMR3EJ36	142.
	42" Pass Thru Jumper	HLKRRMR3EJ42	149.
	48" Pass Thru Jumper	HLKRRMR3EJ48	157.
	6" Pass Thru Jumper	HLKRRMR3EJ6	100.
	Duplex Outlet A	HLKRRMR3DA	41.
	Duplex Outlet B	HLKRRMR3DB	41.
	Duplex Outlet C	HLKRRMR3DC	41.
	Duplex Outlet X	HLKRRMR3DX	41.
	Duplex Outlet X Orange	HLKRRMR3DXO	52.
	Duplex Outlet Y	HLKRRMR3DY	41.
	Duplex Outlet Y Orange	HLKRRMR3DYO	52.
	Power Infeed (Vertacal Panel to Desk)	HLKRRMR3NEPD	329.

component	description	pattern no.	list
Power	12" Pass Thru Jumper	HLKRMR3EJ12P	\$100.
Disrtibution	18" Pass Thru Jumper	HLKRMR3EJ18P	105.
Panel/Desk	24" Pass Thru Jumper	HLKRMR3EJ24P	112.
Support - Extended	30" Pass Thru Jumper	HLKRMR3EJ30P	118.
	36" Pass Thru Jumper	HLKRMR3EJ36P	131.
	42" Pass Thru Jumper	HLKRMR3EJ42P	137.
	48" Pass Thru Jumper	HLKRMR3EJ48P	143.
	54" Pass Thru Jumper	HLKRMR3EJ54P	151.
	6" Pass Thru Jumper	HLKRMR3EJ6P	92.
	60" Pass Thru Jumper	HLKRMR3EJ60P	159.
	66" Pass Thru Jumper	HLKRMR3EJ66P	166.
	72" Pass Thru Jumper	HLKRMR3EJ72P	172.
	78" Pass Thru Jumper	HLKRMR3EJ78P	183.
	84" Pass Thru Jumper	HLKRMR3EJ84P	191.
	90" Pass Thru Jumper	HLKRMR3EJ90P	197.
	96" Pass Thru Jumper	HLKRMR3EJ96P	204.
	Connector Corner Post	HLKRMR3EPCP	83.
	Connector Straight	HLKRMR3EPC	83.
Electrical	Outlet Filler (ea)	HLKR1C5912452	5.



Morrison
Bracket Components and Accessories

24 Response

Kit	components	finish	pattern number	list
MO8 Wall Mount Brkt LH (pr) - MO8WMB	Bracket left (1)	Powder Smooth	HLKR51176()L	\$67.
MO8 Wall Mount Brkt RH (pr) - MO8WMB	Bracket right (1)	Powder Smooth	HLKR51176()R	67.
MO7 Panel Mount Brkt (pr) - MO7PMB	Bracket (1)	Powder Smooth	HLKR50638()KIT	98.
MO7 Stanchion Mnt. Brkt - MO7SMB (2/pkg)	Bracket (1)		HLKR5156940	25.
	Screw (1)		HLKR4A26417H02	2.
Shelf Undershelf Brkt 1 1/4" - MB1UC13 (pr)	Bracket left (1)	Powder Smooth	HLKR6D11128L()	52.
	Bracket right (1)	Powder Smooth	HLKR6D11128R()	52.
	Screw (4)		HLKR7325440	2.
Desk End to Vertical Pnl Brkt LH -MB1N L	Bracket (1)	Powder Smooth	HLKR69524()	115.
	Metal screw (2)		HLKR7325440	2.
	Wood screw (2)		HLKR4A214010140	2.
Desk End to Vertical Pnl Brkt RH -MB1N R	Bracket (1)	Powder Smooth	HLKR69523()	115.
	Metal screw (2)		HLKR7325440	2.
	Wood screw (2)		HLKR4A214010140	2.
24 /30" Desk End Panel Brkt -MB1T24	Bracket (1)	n/a	HLKR6942440	44.
	Metal screw (4)		HLKR7325440	1.
	Wood screw (4)		HLKR4A214010140	1.
Pedestal to Desk Support	Bracket		HLKRMN1DP	15.
24" Single Bridging Brkt LH-MB1SB24L	Bracket Left (1)	n/a	HLKR51575L40	133.
	Nut (1)		HLKR7063100	2.
	Screw (7)		HLKR7060440	2.
24" Single Bridging Brkt RH-MB1SB24R	Bracket right (1)	n/a	HLKR51575R40	133.
	Nut (1)		HLKR7063100	2.
	Screw (7)		HLKR7060440	2.
24" Dual Bridging Brkt -MB1DB24	Bracket (1)	n/a	HLKR5157740	171.
	Nut (2)		HLKR7063100	2.
	Screw (4)		HLKR4A214010140	2.
	Screw (8)		HLKR7060440	2.

Note: Standard patterns listed on this page are broken down into individual components. 24 Response upcharge is applied.

Application Notes

Powder Smooth

F9 Flint
RS Silver
G1 Lt. Grey
G2 Med. Grey
G3 Dk. Grey
H5 Beige
R7 Lt. Tan

Morrison
Bracket Components and Accessories

24 Response

Kit	components	finish	pattern number	list
30" Single Bridging Brkt LH-MB1SB30L	Bracket Left (1)	n/a	HLKR51576L40	\$133.
	Nut (1)		HLKR7063100	2.
	Screw (7)		HLKR7060440	2.
30" Dual Bridging Brkt -MB1DB30	Bracket (1)	n/a	HLKR5157840	215.
	Screw (4)		HLKR4A214010140	2.
	Screw (8)		HLKR7060440	2.
30" Single Bridging Brkt RH-MB1SB30R	Bracket right (1)	n/a	HLKR51576R40	133.
	Nut (1)		HLKR7063100	2.
	Screw (7)		HLKR7060440	2.
Shelf Bookend Brkt - MB1B13 (pr)	Bracket Left (1)	Powder Smooth	HLKR69390()	64.
	Bracket Right (1)	Powder Smooth	HLKR69389()	64.
	Screw (4)		HLKR7325440	2.
Worksurface Brackets for MB1D	Bracket (1)	n/a	HLKR6952540	68.
	metal screw (2)		HLKR7325440	2.
	wood screw (2)		HLKR4A214010140	2.
Reuter Wall Mount Frame 23"	Bracket	n/a	HLKRRO1WMF2 P	74.
Reuter Wall Mount Frame 35"	Bracket	n/a	HLKRRO1WMF3 P	82.
Reuter Wall Mount Frame 47"	Bracket	n/a	HLKRRO1WMF4 P	93.
Panel Mnt Overhead Brkt for Morrison	Bracket	n/a	ZZRO1MPB	54.
Panel Mnt Shelf Brkt for Morrison	Bracket	n/a	ZZRS1MPB	43.
Lock Assembly	For Veneer Door	n/a	ZZ1C5912300	53.
Shelf Wall Mount Brkt - MO6WMSB (1)	Bracket	Powder Smooth	HLKR63524()	80.

Note: Standard patterns listed on this page are broken down into individual components. 24 Response upcharge is applied.

Application Notes

Powder Smooth
F9 Flint
RS Silver
G1 Lt. Grey
G2 Med. Grey
G3 Dk. Grey
H5 Beige
R7 Lt. Tan

Morrison
Panel Support Brackets

Kit	component	finish	pattern no.	list
VDT Corner Brkt– MB2AUXV	Bracket (1)	n/a	HLKR5133540	\$46.
	Metal screw (1)		HLKR7060440	2.
	Wood screw (1)		HLKR4A214010140	2.
24" End Support Bracket– MB3E24	Bracket (1)	Powder Smooth	HLKR53019()	85.
	Metal screw (2)		HLKR7325440	2.
	Wood screw (2)		HLKR4A214010140	2.
30" End Support Bracket– MB3E30	Bracket (1)	Powder Smooth	HLKR53020()	85.
	Metal screw (2)		HLKR7325440	2.
	Wood screw (2)		HLKR4A214010140	2.
18" Cantilever Brkt LH– MB2C18 L	Bracket left (1)	Powder Smooth	HLKR66676()	56.
	Metal screw (2)		HLKR7325440	2.
	Wood screw (2)		HLKR4A214010140	2.
18" Cantilever Brkt RH– MB2C18 R	Bracket right (1)	Powder Smooth	HLKR66677()	56.
	Metal screw (2)		HLKR7325440	2.
	Wood screw (2)		HLKR4A214010140	2.
24" Cantilever Brkt LH– MB2C24 L	Bracket left (1)	Powder Smooth	HLKR66674()	92.
	Metal screw (2)		HLKR7325440	2.
	Wood screw (2)		HLKR4A214010140	2.
24" Cantilever Brkt RH– MB2C24 R	Bracket right (1)	Powder Smooth	HLKR66675()	92.
	Metal screw (2)		HLKR7325440	2.
	Wood screw (2)		HLKR4A214010140	2.
30" Cantilever Brkt LH– MB2C30 L	Bracket left (1)	Powder Smooth	HLKR66672()	92.
	Metal screw (2)		HLKR7325440	2.
	Wood screw (2)		HLKR4A214010140	2.
30" Cantilever Brkt RH– MB2C30 R	Bracket right (1)	Powder Smooth	HLKR66673()	92.
	Metal screw (2)		HLKR7325440	2.
	Wood screw (2)		HLKR4A214010140	2.
24" Cantilever Bridging Brkt – MB1CB24	Bracket (1)	n/a	HLKR5427340	145.
	Metal screw (4)		HLKR7060440	2.
	Wood screw (4)		HLKR4A214010140	2.

Note: Standard patterns listed on this page are broken down into individual components. 24 Response upcharge is applied.

Application Notes

Powder Smooth
 F9 Flint
 RS Silver
 G1 Lt. Grey
 G2 Med. Grey
 G3 Dk. Grey
 H5 Beige
 R7 Lt. Tan

Morrison
Panel Support Brackets

24 Response

Kit	component	finish	pattern no.	list
30" Cantilever Bridging Brkt – MB1CB30	Bracket (1)	n/a	HLKR5427240	\$147.
	Metal screw (4)		HLKR7060440	2.
	Wood screw (4)		HLKR4A214010140	2.
Top to Vertical Panel LH–MB2Y L	Bracket (1)	Powder Smooth	HLKR66678()	98.
	Metal screw (1)		HLKR7325440	2.
	Wood screw (1)		HLKR4A214010140	2.
Top to Vertical Panel RH–MB2Y R	Bracket (1)	Powder Smooth	HLKR66679()	98.
	Metal screw (1)		HLKR7325440	2.
	Wood screw (1)		HLKR4A214010140	2.
18" Flat Bridging Bracket – MB3F18	Bracket (1)	n/a	HLKR5325740	36.
	Metal screw (4)		HLKR7325440	2.
	Wood screw (4)		HLKR4A214010141	2.
24" Flat Bridging Bracket – MB3F24	Bracket (1)	n/a	HLKR5325940	41.
	Metal screw (6)		HLKR7325440	2.
	Wood screw (6)		HLKR4A214010141	2.
30" Flat Bridging Bracket – MB3F30	Bracket (1)	n/a	HLKR5326140	44.
	Metal screw (8)		HLKR7325440	2.
	Wood screw (8)		HLKR4A214010141	2.

Note: Standard patterns listed on this page are broken down into individual components. 24 Response upcharge is applied.

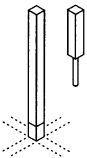
Application Notes

Powder Smooth
 F9 Flint
 RS Silver
 G1 Lt. Grey
 G2 Med. Grey
 G3 Dk. Grey
 H5 Beige
 R7 Lt. Tan

Reff

Panel and Connector Components

component	description	pattern number	list
Hookstrips	Beltway Hookstrips 42"	ZZR2HKB042	\$107.
	Beltway Hookstrips 49"	ZZR2HKB049	115.
	Beltway Hookstrips 64"	ZZR2HKB064	122.
	Beltway Hookstrips 79"	ZZR2HKB079	127.
	G2 End Hookstrip 15"	ZZR2EHK015	49.
	G2 End Hookstrip	ZZR2EHK034	91.
	G2 End hookstrip 8"	ZZR2EHK008	39.
	G2 Panel Hookstrips 8"	ZZR2HK0008	47.
	Hookstrip to panel wedge w/bolt	ZZ5740205	13.
	Hookstrip to post/ conversion/door wedge	ZZ5740255	5.
	Panel Hookstrips 64"	ZZR2HK0064	127.
	Panel Hookstrips 15"	ZZR2HK0015	75.
	Panel Hookstrips 34"	ZZR2HK0034	102.
	Panel Hookstrips 42"	ZZR2HK0042	109.
	Panel Hookstrips 49"	ZZR2HK0049	116.
	Panel Hookstrips 79"	ZZR2HK0079	139.
	Panel to panel to panel lock sleeve	ZZ5740201	18.
	Panel to post/ conversions/door lock sleeve	ZZ5740202	14.

Posts	description	pattern number	list
	G3 Beltway X-Post w/hookstrip 42"	ZZR3X42BN	240.
	G3 Beltway X-Post w/hookstrip 49"	ZZR3X49BN	258.
	G3 Beltway X-Post w/hookstrip 64"	ZZR3X64BN	293.
	G3 Beltway X-Post w/hookstrip 79"	ZZR3X79BN	333.
	G3 Stacking X-Post w/hookstrip 15"	ZZR3X15	133.
	G3 X-Post w/hookstrip 34"	ZZR3X34N	191.
	G3 X-Post w/hookstrip 42"	ZZR3X42N	208.
	G3 X-Post w/hookstrip 49"	ZZR3X49N	225.
	G3 X-Post w/hookstrip 64"	ZZR3X64N	254.
	G3 X-Post w/hookstrip 79"	ZZR3X79N	288.

Note: All posts are shipped as X-way. They can be converted on site into the required configuration (L,T,X or Straight-line). All topcaps, covertrims and post bases (L,T,X or Straight-line) can be ordered through Customer Service.

Panel Alignment	34" Panel to B/W Post	ZZR334PKIT	105.
	34" Panel to B/W Post	ZZR234PKIT	109.
	Alignment Kit Panel to Door	ZZRSPABPD	5.
	Alignment Kit Panel to Panel	ZZRSPABPP	5.
	Alignment Kit Panel to Window	ZZRSPABPW	5.
	Attach Kit G1 to G2 Panels	ZZR2AK	0.
	Attach Kit G1 to G3 Panels	ZZR3AK	0.
	Floor to Ceiling Beam Bracket	ZZRFTCDR	8.
	Floor to Ceiling Beam Bracket	ZZRFTCSM	8.
	Floor to Ceiling Beam Bracket	ZZRFTCWT	8.

Reff
Panel and Connector Components

component	description	pattern number	list
Panel Alignment	Floor to Ceiling Caddy Clips (100)	ZZRFTCCLIPS	\$311.
	Floor to Ceiling Spacers (100)	ZZRFTCSPACE	99.
	Panel to Stackable Module (kit)	ZZRSPABPT	5.
	R3/R2 Stackeing Post Sleeve Adapter	ZZR3R2SLV	0.
	Stackable Panel Alignment Bracket Fab/Door	ZZRSPABTD	5.
	Stackable Panel Alignment Bracket Fab/Fab	ZZRSPABTT	5.
	Stackable Panel Alignment Bracket Fab/Win	ZZRSPABTW	5.
	Stackable Panel Alignment Bracket Win/Door	ZZRSPABWD	5.
Stackable Panel Alignment Bracket Win/Win	ZZRSPABWW	5.	
Wall Starters	Floor to Ceiling Wall Starter 21"	ZZRFTCWS21S	58.
	Floor to Ceiling Wall Starter 25"	ZZRFTCWS25S	75.
	Floor to Ceiling Wall Starter 37"	ZZRFTCWS37S	89.
	Stackable Wall Starter 15"	ZZR2SWS0015	58.
	Stackable Wall Starter 34"	ZZR2SWS0034	113.
	Stackable Wall Starter 8"	ZZR2SWS0008	44.
Levelers	Cabinet/Ped 5/16x 18 x3	ZZ5442110	4.
	Gable Leveler 5/16x18x1 1/2"	ZZ5444010	4.
	Screen Panel Leveler	ZZ5750550	3.

component	description	pattern no.	list
Electrical	Duplex Outlet, Black Circuit A	ZZRR3DA	\$37.
	Duplex Outlet, Black Circuit B	ZZRR3DB	37.
	Duplex Outlet, Black Circuit X	ZZRR3DX	37.
	Duplex Outlet, Black Circuit Y	ZZRR3DY	37.
	Duplex Outlet, Black w/Orange Triangle Cir Y	ZZRR3DYO	44.
	Duplex Outlet, Black w/Orange Triangle Cir. X	ZZRR3DXO	44.
	Extended Jumper 18" & Post	ZZRR3EJ18P	102.
	Extended Jumper 24" & Post	ZZRR3EJ24P	109.
	Extended Jumper 30" & Post	ZZRR3EJ30P	116.
	Extended Jumper 36" & Post	ZZRR3EJ36P	133.
	Extended Jumper 42" & Post	ZZRR3EJ42P	133.
	Extended Jumper 48" & Post	ZZRR3EJ48P	139.
	Jumper 18" Panel Run	ZZRR3EJ18	102.
	Jumper 24" Panel Run	ZZRR3EJ24	109.
	Jumper 30" Panel Run	ZZRR3EJ30	116.
	Jumper 36" Panel Run	ZZRR3EJ36	127.
	Jumper 42" Panel Run	ZZRR3EJ42	133.
	Jumper 48" Panel Run	ZZRR3EJ48	139.
	Jumper 54" Panel Run	ZZRR3EJ54P	146.
	Jumper 60" Panel Run	ZZRR3EJ60P	155.
	Jumper 66" Panel Run	ZZRR3EJ66P	161.
	Jumper 72" Panel Run	ZZRR3EJ72P	170.
	Jumper 78" Panel Run	ZZRR3EJ78P	177.
	Jumper 84" Panel Run	ZZRR3EJ84P	183.
	Jumper 90" Panel Run	ZZRR3EJ90P	191.
	Jumper 96" Panel Run	ZZRR3EJ96P	199.
	Power Connector Straight/L	ZZRR3EPC	80.
	Power Connector Through Post	ZZRR3EPCP	80.
	Power Infeed Ceiling (External Power Pole)	ZZRR3EPVR	272.
	Power Infeed Hardwire (NYC) One direction	ZZRR3EPNY1	205.
Power Infeed Hardwire (NYC) Two directions	ZZRR3EPNY2	308.	
Power Infeed Panel Base	ZZRR3EPI	242.	
Beltway Electrical 8 Wire Only	Power Rail for Beltline Panel 24"	ZZRR3E24S	146.
	Power Rail for Beltline Panel 30"	ZZRR3E30S	170.
	Power Rail for Beltline Panel 36"	ZZRR3E36S	183.
	Power Rail for Beltline Panel 42"	ZZRR3E42S	199.
	Power Rail for Beltline Panel 48"	ZZRR3E48S	205.

Reff
Electrical Components

component	description	pattern no.	list
Beltway Electrical 10 Wire Only	Power Rail for Beltline Panel 24"	ZZRR3T24S	\$177.
	Power Rail for Beltline Panel 30"	ZZRR3T30S	191.
	Power Rail for Beltline Panel 36"	ZZRR3T36S	205.
	Power Rail for Beltline Panel 42"	ZZRR3T42S	222.
	Power Rail for Beltline Panel 48"	ZZRR3T48S	229.
Beltway Ribbon Connector 8 or 10 Vertical Jumper	Beltway Post (T,L or X Beltway)	ZZRR3LTPCP	102.
	For 30" W Beltway Panels (10-wire)	ZZRR3TBBCS	146.
	For 30" W Beltway Panels (8-wire)	ZZRR3EBBCS	138.
	For 36" to 48" W Beltway Panels (10-wire)	ZZRR3TBBCL	157.
	For 36" W Beltway Panels (8-wire)	ZZRR3EBBCL	146.
	Short Post Appl. (T,L or X Beltway)	ZZRR3LTPC	102.
Electrical Power rail for panel base	24" panle	ZZRR3-E24	139.
	30" panle	ZZRR3-E30NS	176.
	36" panle	ZZRR3-E36NS	192.
	42" panle	ZZRR3-E42NS	200.
	48" panle	ZZRR3-E48NS	209.
	60" panle	ZZRR3-E60-4	279.
	66" panle	ZZRR3-E66-4	295.
	72" panle	ZZRR3-E72-4	314.



Reff
Bracket Components

component	description	pattern no.	list
Brackets	Cantilever Bracket 18" LH	ZZRBC18L	\$110.
	Cantilever Bracket 18" RH	ZZRBC18R	110.
	Cantilever Bracket 24" LH	ZZRBC24L	122.
	Cantilever Bracket 24" RH	ZZRBC24R	122.
	Corner Top Corner	ZZRBCC	21.
	G2 Trans. Top Support w/screws	ZZ5722105	41.
	Modesty Panel Offset Bracket (pr)	ZZRBPR	8.
	Panel Mount Reuter Ovhd Bracket	ZZR01RPB	46.
	Panel Mount Reuter Shelf Brkt to Reff	ZZRS1RPB	41.
	Panel to End Panel Bracket LH	ZZRBPEL	21.
	Panel to End Panel Bracket RH	ZZRBPER	21.
	Panel to Pedestal Bracket LH	ZZRBPPL	10.
	Panel to Pedestal Bracket RH	ZZRBPPR	10.
	Panel-Storage Tower Bracket LH	ZZRBPSL	13.
	Panel-Storage Tower Bracket RH	ZZRBPSR	13.
	Side Hung Support (pr)	ZZRBCCP	46.
	Top to Top Bracket (pr)	ZZRBF	4.
	Trans. Top Support Mitered	ZZ5340520	68.
	Trans. Top Support Straight	ZZ5340510	40.
	Utility Bracket	ZZRUTB	13.
	Work Top/End Panel Disk	ZZRBDD	4.
	Work Top/Workwall Bent Disk	ZZRBDW	4.
	Z-Bracket (1 1/4" top) (pr)	ZZRBZA	42.
Z-Bracket (1 3/4" top)(pr)	ZZRBZB	42.	

Available in Black only

component	description	pattern no.	list
Bottom/Back HDWE	Hardware bag standard bookcase	ZZ2MA0462H01	\$53.
	Leveler glide	ZZ2MA0520H01	43.
	Screw #10x5/8 self drill pan hd (pkg 2)	ZZ1B63346H01	37.
	Screw #8x1/2 self drill pan hd	ZZ1387489	8.
	Screw #8x1/2 self drill truss hd	ZZ2MA0439H01	42.
Templates	Hinge template	ZZ2MA0543H02	56.
	Lock stop template	ZZ2MA0923H02	75.
	Slide drill template	ZZ2MA0643H01	54.
Drawer slides	Interlock cable BF + BBF (red)	ZZ2MA0571H03	69.
	Interlock cable FF (gold)	ZZ2MA0571H02	69.
	LH drawer slide with interlock	ZZ2MA0508H01	92.
	RH drawer slide without interlock	ZZ2MA0509H01	83.
	Slide screw #10 24x3/8 (pag 10)	ZZ1387476	41.
Locks - Drawers Steel and Wood	Drawer lock housing	ZZ2MA0648H01	49.
	Hex nut 3/4 24 (wood front) (pkg 5)	ZZ4A26419H02	33.
	Lock catch upper drawer	ZZ2MA0760H02	49.
	Lock pawl offset upper drawer	ZZ2MA0744H02	49.
	Lock PAWL Straight lower drawer	ZZ2MA0748H02	43.
	Lock pawl straight lower drawer	ZZ2MA0748H02	43.
	Spring clip ESP (steel painted front)	ZZ4A26410H01	24.
	Spur washer (wood front)	ZZ3307C75H05	2.
Locks - Hinged Doors Steel and Wood	Hex nut 3/4 24 (wood front) (pkg 5)	ZZ4A26419H02	33.
	Left door lock bracket	ZZ6D07388H04	44.
	Lock cam (dbl door above worksurface or full ht)	ZZ2MA0808H02	48.
	Lock cam (dbl door below worksurface)	ZZ2MA0818H02	48.
	Lock housing	ZZ1B63338H01	57.
	Lock pawl (single higne door)	ZZ2MA0804H02	46.
	Retaining screw (pkg 10)	ZZ3307C75H10	7.
	Screw #6x 5/8 pan hd (pkg 2)	ZZ4A26707H02	36.
	Screw #8 x 1/2 self drill pan hd (pkg 10)	ZZ1387489	8.
	Spur washer (wood front)	ZZ3307C75H05	2.
	Top lock bracket	ZZ2MA0740H02	46.
	Hinges	Clear bumper, self adhesive	ZZ2MA0741H01
Hinge (Painted Steel Door)		ZZ1C69552H02	53.
Hinge (Wood Door)		ZZ1C69552H03	54.

component	description	pattern no.	list
Hinges	Hinge base plate	ZZ1C69556H01	\$44.
	Hinge base plate screw (pkg 2)	ZZ1B63478H01	42.
	Hinge cover cap	ZZ1C69557H01	37.
	Hinge screw (pkg 4)	ZZ1382756	8.
Drawer Pull	3" Drawer pull black (AB)	ZZ2MA0467H08	63.
	3" Drawer pull nickle (AN)	ZZ2MA0467H06	63.
	3" Steel drawer pull anodized (AA) w/ screws	ZZ2MA0467H07	63.
	Screw 8-32x1 PHIL TRUSS (for wood fronts)	ZZ2MA0790H01	42.
	Screw 8-32x3/8" PH #6 UCUT (pkg 2)(for steel fronts)	ZZ1B63478H01	42.
Hinge Door Pull	2" Drawer pull black (AB)	ZZ2MA0467H04	63.
	2" Drawer pull nickle (AN)	ZZ2MA467H02	63.
	2" Steel drawer pull anodized (AA) with screws	ZZMA0467H03	63.
	2" Wood drawer pull nickle (AN) with screws	ZZ2MA0640G04AN	63.
	Screw 8-32x1 PHIL TRUSS (for wood fronts)	ZZ2MA0790H01	42.
	Screw 8-32x3/8" PH #6 UCUT (pkg 2)(for steel fronts)	ZZ1B63478H01	42.
Sliding Door Pull	8-32X3/8" PH PN HD black (2)	ZZ1B63460H01	43.
	Gasket handle sliding	ZZ2MA0753H01	43.
	Sliding door pull anodized (AA)	ZZ2MA0610H03	66.
	Sliding door pull black (AB)	ZZ2MA0610H04	66.
	Sliding door pull nickle (AN)	ZZ2MA0610H02	66.
Brackets	End panel to Dividends Horizon panel	ZZBC1TDBAR	30.
	Flat bracket 18"	ZZBW1FB18	39.
	Flat bracket 24"	ZZBW1FB24	38.
	Flat bracket 30"	ZZBW1FB30	43.
	Shelf divider leveler	ZZ2MA0867H01	121.
	Worksurface bracket (2)	ZZ2MA0519H01	70.
	Worksurface to Dividends Horizon panel (left)	ZZBC1PWSL	30.
	Worksurface to Dividends Horizon panel (right)	ZZBC1PWSR	30.

component	description	pattern no.	list
Sapper Arm	100 x 200 Vesa Plate Adaptor	HLKRSAPVESA 100 200	\$60.
	200 x 200 Vesa Plate Adaptor	HLKRSAPVESA 200 200	76.
Keyboard Support	Knurled Knob	HLKR7164400	14.
	Lock Washer	HLKR7885296	12.
	Slide Track	HLKR68292G2	78.
Wishbone	Extension Post Stud	HLKRWSHEXTSTUD	5.
	Metal C-cup Screw	HLKRWSHMTLSCREW	10.
	Sleeve	HLKRWSHSLEEVE	14.

description	type	pattern no.	list
Lock Core	Equity includes 2 keys	HLKRALCKEHRAN	\$27.
	K Series includes 1 key	HLKRKRAN	23.
Key	H Series Interchangeable with all H Series lock cores	HLKRALCKEHKEY	23.
	K Series	HLKRKKEY	7.
	Reff DOM Series	HLKRDOMKEY	24.
Change Key	H Series	HLKRKAC	21.
	K Series	HLKRKCHANGE	7.
Master Key	H Series	HLKRAKM	22.
	K Series <ul style="list-style-type: none"> • A letter of approval on company letterhead from the client must accompany order • Must ship direct to end user 	HLKRKMASTER	7.

Note: For all other lock cores and keys please see the key manual located on www.knoll.com under Resources and contact 24 Response for current pricing.

Calibre - Paint Group O Calibre Files and Storage

*******METAL SURFACES ONLY*****SMOOTH FINISH*******

<i>Finish Code</i>	<i>Color Description</i>	<i>12 oz Spray</i>	<i>(2) 1 oz Bottles</i>	<i>Quart</i>	<i>Gallon</i>
<i>List Price:</i>		\$52.00	\$21.00	N/A	N/A
A051	Light Grey	HLKRZ50A051	N/A	N/A	N/A
A191	Light Neutral	HLKRZ50A191	N/A	N/A	N/A
A211	Medium Neutral	HLKRZ50A211	N/A	N/A	N/A
A381	Bone	HLKRZ50A381	N/A	N/A	N/A
B	White	HLKRZ50B	HLKRTOUCH4B	N/A	N/A
D	Dark Neutral	HLKRZ50D	HLKRTOUCH4D	N/A	N/A
E	Soft Grey	HLKRZ50E	HLKRTOUCH4E	N/A	N/A
FCM	Celadon Metallic	HLKRZ50FCM	N/A	N/A	N/A
G	Malachite	HLKRZ50G	N/A	N/A	N/A
H	Metallic Beige	HLKRZ50H	HLKRTOUCH4H	N/A	N/A
J	Medium Metallic Grey	HLKRZ50J	HLKRTOUCH4J	N/A	N/A
LBM	Light Blue Metallic	HLKRZ50LBM	N/A	N/A	N/A
R	Taupe	HLKRZ50R	HLKRTOUCH4R	N/A	N/A
U	Light Metallic Grey	HLKRZ50U	HLKRTOUCH4U	N/A	N/A
V	Dark Metallic Grey	HLKRZ50V	HLKRTOUCH4V	N/A	N/A
W	Light Metallic Tan	HLKRZ50W	HLKRTOUCH4W	N/A	N/A
WLWB	Willow Grey	HLKRZ50WLWB	HLKRTOUCH4WLWB	N/A	N/A
Y1	Pewter	HLKRZ50Y1	HLKRTOUCH4Y1	N/A	N/A
S/Y2	Slate/Medium Grey	HLKRZ50Y2	HLKRTOUCH4S	N/A	N/A
Y3	Dark Grey	HLKRZ50Y3	HLKRTOUCH4Y3	N/A	N/A
11	Classic White	HLKRZ5011	HLKRTOUCH411	N/A	N/A
2	Metallic Flint	HLKRZ502	HLKRTOUCH42	N/A	N/A
27	Matte Black	HLKRZ5027	N/A	N/A	N/A
3	Silver	HLKRZ503	HLKRTOUCH43	N/A	N/A
858P	Pumice	HLKRZ50858P	HLKRTOUCH4858P	N/A	N/A
LH	LH White	HLKRZ50LH	HLKRTOUCH4LH	N/A	N/A

A3

PAINT GROUP 2 *** TEXTURED SURFACES ONLY** **LACQUER PAINT**

<i>Finish Code</i>	<i>Color Description</i>	<i>12 oz Spray</i>	<i>(2) 1 oz Bottles</i>	<i>Quart</i>	<i>Gallon</i>
<i>List Price:</i>		\$52.00	\$21.00	N/A	N/A
W1	Sail White	HLKRALSSCW1	HLKRALTSCW1	N/A	N/A
G1	Glider Gray	HLKRALSSCG1	HLKRALTLSCG1	N/A	N/A
3	Silver	HLKRALSSC3	HLKRALTSC3	N/A	N/A

AutoStrada

*******METAL SURFACES ONLY*****SMOOTH FINISH*******

<i>Finish Code</i>	<i>Color Description</i>	<i>12 oz Spray</i>	<i>(2) 1 oz Bottles</i>	<i>Quart</i>	<i>Gallon</i>
<i>List Price:</i>		\$52.00	\$21.00	N/A	N/A
LH	White	HLKRZ50LH*	HLKRTOUCH4LH*	N/A	N/A

Currents-Morrison-Network-Reuter Overheads

*******METAL SURFACES ONLY*****SMOOTH FINISH*******

<i>Finish Code</i>	<i>Color Description</i>	<i>12 oz Spray</i>	<i>(2) 1 oz Bottles</i>	<i>Quart</i>	<i>Gallon</i>
<i>List Price:</i>		\$52.00	\$21.00	N/A	N/A
B	White	HLKRZ50B	HLKRTOUCH4B	N/A	N/A
H	Metallic Beige	HLKRZ50H	HLKRTOUCH4H	N/A	N/A
J	Medium Metallic Grey	HLKRZ50J	HLKRTOUCH4J	N/A	N/A
U	Light Metallic Grey	HLKRZ50U	HLKRTOUCH4U	N/A	N/A
V	Dark Metallic Grey	HLKRZ50V	HLKRTOUCH4V	N/A	N/A
W	Light Metallic Tan	HLKRZ50W	HLKRTOUCH4W	N/A	N/A
2	Metallic Flint	HLKRZ502	HLKRTOUCH42	N/A	N/A
3	Silver	HLKRZ503	HLKRTOUCH43	N/A	N/A
S/Y2	Slate/Medium Grey	HLKRZ50Y2	HLKRTOUCH4S	N/A	N/A
E	Soft Grey	HLKRZ50E	HLKRTOUCH4E	N/A	N/A

*******PAINT GROUP 1*******

*******TEXTURED SURFACES ONLY*******

POWDER ON WOOD SURFACES & INTEGRAL PLASTIC

<i>Finish Code</i>	<i>Color Description</i>	<i>12 oz Spray</i>	<i>(2) 1 oz Bottles</i>	<i>Quart</i>	<i>Gallon</i>
<i>List Price:</i>		\$52.00	N/A	N/A	N/A
N2	Flint	HLKRALS2	N/A	N/A	N/A
NU	Light Grey	HLKRALSNU	N/A	N/A	N/A
NJ	Medium Grey	HLKRALSJ	N/A	N/A	N/AN
V	Dark Grey	HLKRALS2V	N/A	N/A	N/A
NW	Light Tan	HLKRALS2NW	N/A	N/A	N/A
NH	Beige	HLKRALS2NH	N/A	N/A	N/A

*******PAINT GROUP 2*******

*******TEXTURED SURFACES ONLY*******

WOOD, METAL, & PLASTIC SURFACES LACQUER PAINT

<i>Finish Code</i>	<i>Color Description</i>	<i>12 oz Spray</i>	<i>(2) 1 oz Bottles</i>	<i>Quart</i>	<i>Gallon</i>
<i>List Price:</i>		\$52.00	\$21.00	\$114.00	\$233.00
B	White	HLKRALSSCB	HLKRALTSCB	N/A	N/A
2	Metallic Flint	HLKRALSSC2	HLKRALTSC2	HLKRLACQT2	HLKRLACGAL2
3	Silver	HLKRALSSC3	HLKRALTSC3	HLKRLACQT3	HLKRLACGAL3
U	Light Metallic Grey	HLKRALSSC5	HLKRALTSC5	HLKRLACQTU	HLKRLACGALU
V	Dark Metallic Grey	HLKRALSSC6	HLKRALTSC6	HLKRLACQTV	HLKRLACGALV
J	Medium Metallic Grey	HLKRALSSC7	HLKRALTSC7	HLKRLACQTJ	HLKRLACGALJ
H	Metallic Beige	HLKRALSSC8	HLKRALTSC8	HLKRLACQTH	HLKRLACGALH
W	Light Metallic Tan	HLKRALSSC9	HLKRALTSC9	HLKRLACQTW	HLKRLACGALW
G	Malachite	HLKRALSBL1	HLKRALTBL1	HLKRLACQTG	HLKRLACGALG

Dividends
P1STANDARD**
(Product shipping from Muskegon)

<i>Finish Code</i>	<i>Color Description</i>	<i>12 oz Spray</i>	<i>(2) 1 oz Bottles</i>	<i>Quart</i>	<i>Gallon</i>
<i>List Price:</i>		\$52.00	\$21.00	N/A	N/A
E	Soft Grey	HLKRZ50E	HLKRTOUCH4E	N/A	N/A
Y1	Pewter	HLKRZ50Y1	HLKRTOUCH4Y1	N/A	N/A
S/Y2	Slate/Medium Grey	HLKRZ50Y2	HLKRTOUCH4S	N/A	N/A
Y3	Dark Grey	HLKRZ50Y3	HLKRTOUCH4Y3	N/A	N/A

P2METALLIC**
(Product shipping from Muskegon)

<i>Finish Code</i>	<i>Color Description</i>	<i>12 oz Spray</i>	<i>(2) 1 oz Bottles</i>	<i>Quart</i>	<i>Gallon</i>
<i>List Price:</i>		\$52.00	\$21.00	N/A	N/A
W	Light Metallic Tan	HLKRZ50W	HLKRTOUCH4W	N/A	N/A
H	Metallic Beige	HLKRZ50H	HLKRTOUCH4H	N/A	N/A
3	Silver	HLKRZ503	HLKRTOUCH43	N/A	N/A

*******METAL SURFACES ONLY*****TEXTURED FINISH*******

(Product shipping from Grand Rapids)

<i>Finish Code</i>	<i>Color Description</i>	<i>12 oz Spray</i>	<i>(2) 1 oz Bottles</i>	<i>Quart</i>	<i>Gallon</i>
<i>List Price:</i>		\$52.00	\$21.00	N/A	N/A
E	Soft Grey	HLKRZT50E	HLKRTOUCH4TE	N/A	N/A
D	Dark Neutral	HLKRZT50D	HLKRTOUCH4TD	N/A	N/A
S/Y2	Slate/Medium Grey	HLKRZT50Y2	HLKRTOUCH4TS	N/A	N/A
R	Taupe	HLKR50R	HLKRTOUCH4TR	N/A	N/A
3	Silver	HLKR503	HLKRTOUCH4T3	N/A	N/A

Equity - Paint Group 0

*******METAL SURFACES ONLY*****SMOOTH FINISH*******

(Product shipping from Muskegon)

<i>Finish Code</i>	<i>Color Description</i>	<i>12 oz Spray</i>	<i>(2) 1 oz Bottles</i>	<i>Quart</i>	<i>Gallon</i>
<i>List Price:</i>		\$52.00	\$21.00	N/A	N/A
E	Soft Grey	HLKRZ50E	HLKRTOUCH4E	N/A	N/A
D	Dark Neutral	HLKRZ50D	HLKRTOUCH4D	N/A	N/A
S/Y2	Slate/Medium Grey	HLKRZ50Y2	HLKRTOUCH4S	N/A	N/A
R	Taupe	HLKRZ50R	HLKRTOUCH4R	N/A	N/A
3	Silver	HLKRZ503	HLKRTOUCH43	N/A	N/A
Y3	Dark Grey	HLKRZ50Y3	HLKRTOUCH4Y3	N/A	N/A

*******METAL SURFACES ONLY*****TEXTURED FINISH*******

(Product shipping from Grand Rapids)

<i>Finish Code</i>	<i>Color Description</i>	<i>12 oz Spray</i>	<i>(2) 1 oz Bottles</i>	<i>Quart</i>	<i>Gallon</i>
<i>List Price:</i>		\$52.00	\$21.00	N/A	N/A
E	Soft Grey	HLKRZT50E	HLKRTOUCH4TE	N/A	N/A
D	Dark Neutral	HLKRZT50D	HLKRTOUCH4TD	N/A	N/A
S/Y2	Slate/Medium Grey	HLKRZT50Y2	HLKRTOUCH4TS	N/A	N/A
R	Taupe	HLKR50R	HLKRTOUCH4TR	N/A	N/A
3	Silver	HLKR503	HLKRTOUCH4T3	N/A	N/A

Reff

<i>Finish Code</i>	<i>Color Description</i>	<i>12 oz Spray</i>	<i>(2) 1 oz Bottles</i>	<i>Quart</i>	<i>Gallon</i>
<i>List Price:</i>		\$52.00	N/A	N/A	N/A
DG	Dark Grey	HLKR4230400DG	N/A	N/A	N/A
HPF	Silver Metallic	HLKR4230400HPF	N/A	N/A	N/A
LA	Folkstone Grey	HLKR4230400F	N/A	N/A	N/A
LB	Pumice	HLKR4230400P	N/A	N/A	N/A
LC	Oyster Grey	HLKR4230400O	N/A	N/A	N/A
LD	Charcoal Grey	HLKR4230400C	N/A	N/A	N/A
LE	Willow Grey	HLKR4230400W	N/A	N/A	N/A
LF	Silver Grey	HLKR4230400S	N/A	N/A	N/A
LG	Black	HLKR4230400B	N/A	N/A	N/A
LI	Medium Grey	HLKR423040001	N/A	N/A	N/A

REFF TOUCH UP KITS

(Kit includes: touch up bottle, putty stick and touch up marker)

<i>Finish Code</i>	<i>Color Description</i>	<i>Touch Up Kit</i>
<i>List Price:</i>		\$68.00
KC	Cherry	ZZ664000KC
KD	Dark Mahogany	ZZ664000KD
KE	Light Oak	ZZ664000KE
KF	Mahogany	ZZ664000KF
KG	Dark Oak	ZZ664000KG
KN	Chestnut	ZZ664000KN
KT	Medium Oak	ZZ664000KT
KW	Medium Walnut	ZZ664000KW
VC	Medium Cherry	ZZ664000VC
VE	Dark Cherry	ZZ664000VE
VL	Light Cherry	ZZ664000VL

REFF PUTTY STICK

<i>Finish Code</i>	<i>Color Description</i>	<i>Putty Stick</i>
<i>List Price:</i>		\$68.00
DG	Dark Grey	ZZ4230403DG
LA	Folkstone Grey	ZZ4230403LA
LB	LAPumice	ZZ4230403LB
LC	Oyster Grey	ZZ4230403LC
LD	Charcoal Grey	ZZ4230403LD
LE	Willow Grey	ZZ4230403LE
LF	Silver Grey	ZZ4230403LF
LG	Black	ZZ4230403LG
LI	Medium Grey	ZZ4230403LI

UNIVERSAL PAINT PATTERN NUMBERS

September, 2005

SMOOTH FINISH LACQUER PAINT

<i>Finish Code</i>	<i>Color Description</i>	<i>12 oz Spray</i>	<i>(2) 1 oz Bottles</i>	<i>Quart</i>	<i>Gallon</i>
<i>List Price:</i>		\$52.00	\$21.00	\$114.00	\$221.00
611	Beige Mist Metallic	HLKRSS611	HLKRSB611	HLKRSQ611	HLKRSG611
118	Bright White	HLKRSS118	HLKRSB118	HLKRSQ118	HLKRSG118
112	Brown	HLKRSS112	HLKRSB112	HLKRSQ112	HLKRSG112
113	Dark Grey	HLKRSS113	HLKRSB113	HLKRSQ113	HLKRSG113
114	Folkstone Grey	HLKRSS114	HLKRSB114	HLKRSQ114	HLKRSG114
111	Matte Black/Jet Black	HLKRSS111	HLKRSB111	HLKRSQ111	HLKRSG111
115	Slate/Medium Grey	HLKRSS115	HLKRSB115	HLKRSQ115	HLKRSG115
612	Medium Metallic Grey	HLKRSS612	HLKRSB612	HLKRSQ612	HLKRSG612
116	Sandstone	HLKRSS116	HLKRSB116	HLKRSQ116	HLKRSG116
613	Silver	HLKRSS613	HLKRSB613	HLKRSQ613	HLKRSG613
117	Soft Grey	HLKRSS117	HLKRSB117	HLKRSQ117	HLKRSG117

TEXTURED FINISH LACQUER PAINT

<i>Finish Code</i>	<i>Color Description</i>	<i>12 oz Spray</i>	<i>(2) 1 oz Bottles</i>	<i>Quart</i>	<i>Gallon</i>
<i>List Price:</i>		\$52.00	\$21.00	\$114.00	\$233.00
611	Beige Mist Metallic	HLKRTS611	HLKRTB611	HLKRTQ611	HLKRTG611
118	Bright White	HLKRTS118	HLKRTB118	HLKRTQ118	HLKRTG118
112	Brown	HLKRTS112	HLKRTB112	HLKRTQ112	HLKRTG112
113	Dark Grey	HLKRTS113	HLKRTB113	HLKRTQ113	HLKRTG113
114	Folkstone Grey	HLKRTS114	HLKRTB114	HLKRTQ114	HLKRTG114
111	Matte Black/Jet Black	HLKRTS111	HLKRTB111	HLKRTQ111	HLKRTG111
115	Slate/Medium Grey	HLKRTS115	HLKRTB115	HLKRTQ115	HLKRTG115
612	Medium Metallic Grey	HLKRTS612	HLKRTB612	HLKRTQ612	HLKRTG612
116	Sandstone	HLKRTS116	HLKRTB116	HLKRTQ116	HLKRTG116
613	Silver	HLKRTS613	HLKRTB613	HLKRTQ613	HLKRTG613
117	Soft Grey	HLKRTS117	HLKRTB117	HLKRTQ117	HLKRTG117

Alpha-Numeric Index

<i>pattern no.</i>	<i>page</i>	<i>pattern no.</i>	<i>page</i>	<i>pattern no.</i>	<i>page</i>	<i>pattern no.</i>	<i>page</i>
HLKR1B533380152	7	HLKR68884	24	HLKRAR1E3	7	HLKRMR3EJ48	26
HLKR1B53661D6	7	HLKR68885	24	HLKRAR1EJ1	7	HLKRMR3EJ48P	27
HLKR1B53662D6	7	HLKR69389	29	HLKRAR1EJ10	7	HLKRMR3EJ54P	27
HLKR1C5912452	7, 27	HLKR69390	29	HLKRAR1EJ12	7	HLKRMR3EJ6	26
HLKR1C59478SP	8	HLKR69411	24	HLKRAR1EJ2	7	HLKRMR3EJ60P	27
HLKR1C5948352	7	HLKR69412	24	HLKRAR1EJ3	7	HLKRMR3EJ66P	27
HLKR1C59484	7	HLKR69413	24	HLKRAR1EJ4	7	HLKRMR3EJ6P	27
HLKR2389B09G01	14	HLKR69414	25	HLKRAR1EJ5	7	HLKRMR3EJ72P	27
HLKR4A214010140	28, 29, 30, 31	HLKR69415	25	HLKRAR1EJ6	7	HLKRMR3EJ78P	27
HLKR4A214010141	31	HLKR69416	25	HLKRAR1EJ8	7	HLKRMR3EJ84P	27
HLKR4A26417H02	28	HLKR69417	25	HLKRAR1EOM	7	HLKRMR3EJ90P	27
HLKR50638	28	HLKR69418	25	HLKRAR1EPC1	7	HLKRMR3EJ96P	27
HLKR51176	28	HLKR69419	25	HLKRAR1EPC2	7	HLKRMR3EPC	27
HLKR5133540	30	HLKR69420	24	HLKRAR1EPI2	7	HLKRMR3EPCP	27
HLKR5156940	28	HLKR6942440	28	HLKRAR1EPI5	7	HLKRMR3EPIC	26
HLKR51575L40	28	HLKR69470	24	HLKRAR1EPIC	7	HLKRMR3EPNY1	26
HLKR51575R40	28	HLKR69471	24	HLKRAR1PCC100	7	HLKRMR3EPNY2	26
HLKR51576L40	29	HLKR69523	28	HLKRAX1S	7	HLKRMR3EPVR	26
HLKR51576R40	29	HLKR69524	28	HLKRD0MKEY	40	HLKRMR3ERPI	26
HLKR5157740	28	HLKR6952540	29	HLKRD0P2APT1	9	HLKRMR3EVR	26
HLKR5157840	29	HLKR6AA1082	7	HLKRD0P2APT2	9	HLKRMR3NE30	26
HLKR53019	30	HLKR6AA411440	8	HLKRD0P2APT4	9	HLKRMR3NE36	26
HLKR53020	30	HLKR6AA412040	8	HLKRD0P2APTS	9	HLKRMR3NE42	26
HLKR5325740	31	HLKR6AA418740	8	HLKRKCHANGE	40	HLKRMR3NE48	26
HLKR5325940	31	HLKR6AA432200	7	HLKRKKEY	40	HLKRMR3NE54	26
HLKR5326140	31	HLKR6AA742540	7	HLKRKMASTER	40	HLKRMR3NE60	26
HLKR54001	25	HLKR6D11128L	28	HLKRKRAN	40	HLKRMR3NE66	26
HLKR54002	25	HLKR6D11128R	28	HLKRMC130S1	24	HLKRMR3NE72	26
HLKR54003	25	HLKR6D12305D6	7	HLKRMC139S1	24	HLKRMR3NE78	26
HLKR54004	25	HLKR6D12306D6	8	HLKRMC142S1	24	HLKRMR3NEPD	26
HLKR54005	25	HLKR6D12307D6	8	HLKRMC148S1	24	HLKRMR3NEPI	26
HLKR54006	25	HLKR6D125100240	24	HLKRMC156S1	24	HLKRR01WMF2 P	29
HLKR54007	25	HLKR6D125110140	24	HLKRMC164S1	24	HLKRR01WMF3 P	29
HLKR5427240	31	HLKR6D125120040	24	HLKRMC174S1	24	HLKRR01WMF4 P	29
HLKR5427340	30	HLKR6D125120140	24	HLKRMC180S1	24	HLKRSAPVESA 100 200	39
HLKR54330	24	HLKR6D125120240	24	HLKRMN1DP	28	HLKRSAPVESA 200 200	39
HLKR54331	24	HLKR6TR122500	8	HLKRMR3DA	26	HLKRWSHEXTSTUD	39
HLKR54332	24	HLKR7060440	8, 28, 29, 30, 31	HLKRMR3DB	26	HLKRWSHMTLSCREW	39
HLKR54333	24	HLKR7063100	28, 29	HLKRMR3DC	26	HLKRWSHSLEEVE	39
HLKR54334	24	HLKR7073440	7	HLKRMR3DX	26	HLKRD0P2APT3	9
HLKR54335	24	HLKR7098440	24	HLKRMR3DXO	26	ZZ1382756	38
HLKR54336	24	HLKR7126100P	7	HLKRMR3DY	26	ZZ1387476	37
HLKR5592640	24	HLKR7164400	39	HLKRMR3DYO	26	ZZ1387489	37
HLKR5602040	24	HLKR7274140	8	HLKRMR3E24	26	ZZ1534656	6
HLKR63524	29	HLKR7325440	28, 29, 30, 31	HLKRMR3E30NS	26	ZZ1548192	5
HLKR6369952	24	HLKR7490140	8	HLKRMR3E36NS	26	ZZ1936C28V02	17
HLKR66672	30	HLKR7511440	8	HLKRMR3E42NS	26	ZZ1937C01H01	17
HLKR66673	30	HLKR7885296	39	HLKRMR3E48NS	26	ZZ1A5112B65H01	9
HLKR66674	30	HLKRAKC	21, 40	HLKRMR3E60NS	26	ZZ1A52415G01	10
HLKR66675	30	HLKRAKM	40	HLKRMR3EJ12	26	ZZ1A52416G01	10
HLKR66676	30	HLKRALCA	21	HLKRMR3EJ12P	27	ZZ1A52417G01	9
HLKR66677	30	HLKRALCBD	21	HLKRMR3EJ18	26	ZZ1A52418G01	9
HLKR66678	31	HLKRALCKEHKEY	40	HLKRMR3EJ18P	27	ZZ1A52419G01	10
HLKR66679	31	HLKRALCKEHRAN	40	HLKRMR3EJ24	26	ZZ1A52420G01	10
HLKR6764240	24	HLKRAR1DA	7	HLKRMR3EJ24P	27	ZZ1A52421G01	10
HLKR68292C2	39	HLKRAR1DB	7	HLKRMR3EJ30	26	ZZ1A52422G01	14
HLKR6877140	24	HLKRAR1DX	7	HLKRMR3EJ30P	27	ZZ1A52423G01	9
HLKR6877240	24	HLKRAR1DXO	7	HLKRMR3EJ36	26	ZZ1A52424G01	10
HLKR6877340	24	HLKRAR1DY	7	HLKRMR3EJ36P	27	ZZ1A52424G02	10
HLKR68882	24	HLKRAR1DYO	7	HLKRMR3EJ42	26	ZZ1A52424G03	10
HLKR68883	24	HLKRAR1E2	7	HLKRMR3EJ42P	27	ZZ1A52424G04	10

<i>pattern no.</i>	<i>page</i>	<i>pattern no.</i>	<i>page</i>	<i>pattern no.</i>	<i>page</i>	<i>pattern no.</i>	<i>page</i>
ZZ1A52424G05	10	ZZ2MA0740H02	37	ZZ5ZANN	6	ZZDB1PEU	14
ZZ1A52424G06	10	ZZ2MA0741H01	37	ZZ5Z6NB	6	ZZDB1PWS (L/R)	14
ZZ1A52438M01	10	ZZ2MA0744H02	37	ZZ5Z8NB	6	ZZDE1DR1	12
ZZ1B62604H01	5	ZZ2MA0748H02	37	ZZ5ZNNF	6	ZZDE1DR2	12
ZZ1B63142H01	5	ZZ2MA0753H01	38	ZZ5ZNNL	6	ZZDE1DR3	12
ZZ1B63142H02	5	ZZ2MA0760H02	37	ZZ62886H02	6	ZZDE1DR4	12
ZZ1B63195G02	6	ZZ2MA0790H01	38	ZZ6D06716PR18	5	ZZDE1DR5	12
ZZ1B63287H01	6	ZZ2MA0804H02	37	ZZ6D06716PR24	5	ZZDE1DR6	12
ZZ1B63287H02	6	ZZ2MA0808H02	37	ZZ6D06716PR30	5	ZZDE1EBI56L	12
ZZ1B63289H01	6	ZZ2MA0818H02	37	ZZ6D06717H01	5	ZZDE1EBI56R	12
ZZ1B63310H01	6	ZZ2MA0867H01	38	ZZ6D06717H02	5	ZZDE1ECI144	12
ZZ1B63311H01	6	ZZ2MA0923H02	37	ZZ6D06717H03	5	ZZDE1EPCNP	13
ZZ1B63312H01	6	ZZ2MA467H02	38	ZZ6D06955H01	5	ZZDE1EPCWP	13
ZZ1B63338C01	6	ZZ2P47A65H02	17	ZZ6D07388H04	37	ZZDE1EPJ18NP	12
ZZ1B63338H01	37	ZZ2P47A65H03	17	ZZ6D07420H01	5	ZZDE1EPJ18WP	12
ZZ1B63346H01	37	ZZ3307C75H05	37	ZZ6D07893H02	6	ZZDE1EPJ24NP	12
ZZ1B63460H01	38	ZZ3307C75H10	37	ZZ6D07894H02	6	ZZDE1EPJ24WP	12
ZZ1B63478H01	38	ZZ3321C82V04	17	ZZ6D07897BRTPR	5	ZZDE1EPJ30NP	12
ZZ1C5912300	29	ZZ3326C07V03	17	ZZ6D07898H01	6	ZZDE1EPJ30WP	12
ZZ1C69198H01	5	ZZ3326C07V04	17	ZZ6D07898H02	6	ZZDE1EPJ36NP	12
ZZ1C69198H02	5	ZZ3326C07V05	17	ZZ7734C70V01	15	ZZDE1EPJ36WP	12
ZZ1C69198H03	5	ZZ3326C07V06	17	ZZ7734C70V02	15	ZZDE1EPJ42NP	12
ZZ1C69198H04	5	ZZ3326C07V07	17	ZZ7734C70V03	15	ZZDE1EPJ42WP	12
ZZ1C69275G01	5	ZZ3326C07V08	17	ZZ7734C70V04	15	ZZDE1EPJ48NP	12
ZZ1C69284H01	6	ZZ3326C07V09	17	ZZ7734C70V05	15	ZZDE1EPJ48WP	12
ZZ1C69285G01	6	ZZ3326C07V12	17	ZZ7734C70V06	15	ZZDE1EPJ54WP	12
ZZ1C69286G01	5	ZZ3326C07V65	17	ZZ7734C70V07	15	ZZDE1EPJ60WP	12
ZZ1C69295H01	5	ZZ3332C98V01	22	ZZ7734C70V08	15	ZZDE1EPJ66WP	12
ZZ1C69369G01	5	ZZ3P32C98V01	22	ZZ7734C70V09	15	ZZDE1EPJ72WP	12
ZZ1C69369G02	5	ZZ4A26410H01	37	ZZ7734C70V10	15	ZZDE1EPJ78WP	12
ZZ1C69473H01	6	ZZ4A26419H02	37	ZZ7734C70V11	15	ZZDE1EPJ84WP	12
ZZ1C69493H01	6	ZZ4A26707H02	37	ZZ7734C70V12	15	ZZDE1EPJ96WP	12
ZZ1C69493H02	6	ZZ5092B24G01	9	ZZAPHX	17	ZZDE1EPM24	12
ZZ1C69493H03	6	ZZ5092B28G01	9	ZZB62907H01	5	ZZDE1EPM30	12
ZZ1C69494G01	6	ZZ5112B65H01	11	ZZB62908H01	5	ZZDE1EPM36	12
ZZ1C69552H02	37	ZZ5158252	5	ZZB62909H01	5	ZZDE1EPM42	12
ZZ1C69552H03	37	ZZ5249D43V01	18	ZZB62910H01	5	ZZDE1EPM48	12
ZZ1C69556H01	38	ZZ5249D43V02	18	ZZB62911H01	5	ZZDE1ERBI56	12
ZZ1C69557H01	38	ZZ5249D43V03	18	ZZB62912H01	5	ZZDP1CG	9
ZZ2347A65H02	17	ZZ5249D43V04	18	ZZB62913H01	5	ZZDP1SOS18	10
ZZ2347A65H03	17	ZZ5249D43V05	18	ZZB62914H01	5	ZZDP1SOS24	10
ZZ2383B16V02	17	ZZ5249D43V06	18	ZZB62915H01	6	ZZDP1SOS30	10
ZZ2389B06G01	9	ZZ5249D43V07	18	ZZB62920H01	5	ZZDP1SOS36	10
ZZ2417B57H01	22	ZZ5249D43V08	18	ZZB62921H01	5	ZZDP1SOS42	10
ZZ2657A89H01	22	ZZ5251D99V01	21	ZZB62922H01	5	ZZDP1SOS48	10
ZZ2661A80H01	23	ZZ5251D99V03	21	ZZB62923H01	6	ZZDP1VWG	10
ZZ2MA0439H01	37	ZZ5252D89V01	17	ZZB62978H02	6	ZZDP2APC42L	9
ZZ2MA0462H01	37	ZZ5252D89V02	17	ZZB62995H01	6	ZZDP2APC42S	9
ZZ2MA0467H04	38	ZZ5252D89V03	17	ZZB62996H01	5	ZZDP2APC50L	9
ZZ2MA0467H06	38	ZZ5252D89V04	17	ZZB62997H01	5	ZZDP2APC50S	9
ZZ2MA0467H07	38	ZZ5252D89V05	17	ZZBC1PWSL	38	ZZDP2APC64L	9
ZZ2MA0467H08	38	ZZ5252D89V06	17	ZZBC1PWSR	38	ZZDP2APC64S	9
ZZ2MA0508H01	37	ZZ5252D89V09	17	ZZBC1TDBAR	38	ZZDP2APC78L	9
ZZ2MA0509H01	37	ZZ5252D89V55	17	ZZBEE1SMRB	20	ZZDP2APC78S	9
ZZ2MA0519H01	38	ZZ5340510	36	ZZBW1FB18	38	ZZDP2APE08	9
ZZ2MA0520H01	37	ZZ5340520	36	ZZBW1FB24	38	ZZDP2APE14	9
ZZ2MA0543H02	37	ZZ5442110	33	ZZBW1FB30	38	ZZDP2APE22	9
ZZ2MA0571H02	37	ZZ5444010	33	ZZC69366H01	5	ZZDP2APE28	9
ZZ2MA0571H03	37	ZZ5722105	36	ZZCD1FS	5	ZZDP2APE36	9
ZZ2MA0610H02	38	ZZ5740201	32	ZZDB1C18 (L/R)	14	ZZDP2APE36F	9
ZZ2MA0610H03	38	ZZ5740202	32	ZZDB1C24 (L/R)	14	ZZDP2APE42	9
ZZ2MA0610H04	38	ZZ5740205	32	ZZDB1C30 (L/R)	14	ZZDP2APE42H	9
ZZ2MA0640C04AN	38	ZZ5740255	32	ZZDB1F18	14	ZZDP2APE50	9
ZZ2MA0643H01	37	ZZ5750550	33	ZZDB1F24	14	ZZDP2APE64	9
ZZ2MA0648H01	37	ZZ5Z4NB	6	ZZDB1F30	14	ZZDP2APE78	9

<i>pattern no.</i>	<i>page</i>	<i>pattern no.</i>	<i>page</i>	<i>pattern no.</i>	<i>page</i>	<i>pattern no.</i>	<i>page</i>
ZZDP2APO36	9	ZZEE1C93-8	20	ZZEP1WMC60	21	ZZR01DPB	14
ZZDP2APO42	9	ZZEE1C96-8	20	ZZEP1WMC65	21	ZZR01EPB	21
ZZDP2APO50	9	ZZEE1C99-8	20	ZZEP1WMC80	21	ZZR01MPB	29
ZZDP2APO64	9	ZZEE1R1	20	ZZEP3WMC64	21	ZZR01RPB	36
ZZDP2APO78	9	ZZEE1R1G	20	ZZIXG	23	ZZRR3DA	34
ZZDP2APT18	10	ZZEE1R2	20	ZZMA0467H03	38	ZZRR3DB	34
ZZDP2APT24	10	ZZEE1R2G	20	ZZOPCE	17	ZZRR3DX	34
ZZDP2APT30	10	ZZEE1R3	20	ZZR234PKIT	32	ZZRR3DXO	34
ZZDP2APT36	10	ZZEE1R3D	20	ZZR2AK	32	ZZRR3DY	34
ZZDP2APT42	10	ZZEE1R3G	20	ZZR2EHK008	32	ZZRR3DYO	34
ZZDP2APT48	10	ZZEE1R4D	20	ZZR2EHK015	32	ZZRR3-E24	35
ZZDP2APT96	10	ZZEE1R5D	20	ZZR2EHK034	32	ZZRR3E24S	34
ZZDP2ATCT	10	ZZEE1R6D	20	ZZR2HK0008	32	ZZRR3-E30NS	35
ZZDP2PWS64	9	ZZEE1TB8	19	ZZR2HK0015	32	ZZRR3E30S	34
ZZDP2SOS18	10	ZZEP1DP2840	16	ZZR2HK0034	32	ZZRR3-E36NS	35
ZZDP2SOS24	10	ZZEP1DP2848	16	ZZR2HK0042	32	ZZRR3E36S	34
ZZDP2SOS30	10	ZZEP1DP2853	16	ZZR2HK0049	32	ZZRR3-E42NS	35
ZZDP2SOS36	10	ZZEP1DP2860	16	ZZR2HK0064	32	ZZRR3E42S	34
ZZDP2SOS42	10	ZZEP1DP2865	16	ZZR2HK0079	32	ZZRR3-E48NS	35
ZZDP2SOS48	10	ZZEP1DP2880	16	ZZR2HKB042	32	ZZRR3E48S	34
ZZDP2SOSC	10	ZZEP1DP4048	16	ZZR2HKB049	32	ZZRR3-E60-4	35
ZZEB1C20L	21	ZZEP1DP4053	16	ZZR2HKB064	32	ZZRR3-E66-4	35
ZZEB1C20R	21	ZZEP1DP4060	16	ZZR2HKB079	32	ZZRR3-E72-4	35
ZZEB1C5L	21	ZZEP1DP4065	16	ZZR2SWS0008	33	ZZRR3EBBCL	35
ZZEB1C5R	21	ZZEP1DP4080	16	ZZR2SWS0015	33	ZZRR3EBBCS	35
ZZEB1F20	21	ZZEP1DP4853	16	ZZR2SWS0034	33	ZZRR3EJ18	34
ZZEB1PWSL	21	ZZEP1DP4860	16	ZZR334PKIT	32	ZZRR3EJ18P	34
ZZEB1PWSR	21	ZZEP1DP4865	16	ZZR3AK	32	ZZRR3EJ24	34
ZZEB1SRL	21	ZZEP1DP4880	16	ZZR3R2SLV	33	ZZRR3EJ24P	34
ZZEB1SRS	21	ZZEP1DP5360	16	ZZR3X15	32	ZZRR3EJ30	34
ZZEE1BI-8	19	ZZEP1DP5365	16	ZZR3X34N	32	ZZRR3EJ30P	34
ZZEE1C102-8	19	ZZEP1DP5380	16	ZZR3X42BN	32	ZZRR3EJ36	34
ZZEE1C105-8	19	ZZEP1DP6065	16	ZZR3X42N	32	ZZRR3EJ36P	34
ZZEE1C108-8	19	ZZEP1DP6080	16	ZZR3X49BN	32	ZZRR3EJ42	34
ZZEE1C111-8	19	ZZEP1DP6580	16	ZZR3X49N	32	ZZRR3EJ42P	34
ZZEE1C114-8	19	ZZEP1P28	16	ZZR3X64BN	32	ZZRR3EJ48	34
ZZEE1C120-8	19	ZZEP1P40	16	ZZR3X64N	32	ZZRR3EJ48P	34
ZZEE1C126-8	19	ZZEP1P48	16	ZZR3X79BN	32	ZZRR3EJ54P	34
ZZEE1C132-8	19	ZZEP1P53	16	ZZR3X79N	32	ZZRR3EJ60P	34
ZZEE1C144-8	19	ZZEP1P60	16	ZZRBC18L	36	ZZRR3EJ66P	34
ZZEE1C18-8	19	ZZEP1P65	16	ZZRBC18R	36	ZZRR3EJ72P	34
ZZEE1C21-8	19	ZZEP1P80	16	ZZRBC24L	36	ZZRR3EJ78P	34
ZZEE1C24-8	19	ZZEP1PCA	16	ZZRBC24R	36	ZZRR3EJ84P	34
ZZEE1C27-8	19	ZZEP1PCEP	16	ZZRBCC	36	ZZRR3EJ90P	34
ZZEE1C30-8	19	ZZEP1PCEPK	16	ZZRBCCP	36	ZZRR3EJ96P	34
ZZEE1C33-8	19	ZZEP1PCL	16	ZZRBDD	36	ZZRR3EPC	34
ZZEE1C36-8	19	ZZEP1PCMF	16	ZZRBDW	36	ZZRR3EPCCP	34
ZZEE1C39-8	19	ZZEP1PCS	16	ZZRBF	36	ZZRR3EPI	34
ZZEE1C42-8	19	ZZEP1PCT	17	ZZRBPEL	36	ZZRR3EPNY1	34
ZZEE1C45-8	19	ZZEP1PCTF	16	ZZRBPER	36	ZZRR3EPNY2	34
ZZEE1C48-8	19	ZZEP1PCX	16	ZZRBPPL	36	ZZRR3EPVR	34
ZZEE1C51-8	19	ZZEP1PCY	16	ZZRBPPR	36	ZZRR3LTPC	35
ZZEE1C54-8	19	ZZEP1PLUG	16	ZZRBPR	36	ZZRR3LTPCP	35
ZZEE1C57-8	19	ZZEP1SEP	17	ZZRBPSL	36	ZZRR3T24S	35
ZZEE1C60-8	19	ZZEP1SEPK	17	ZZRBPSR	36	ZZRR3T30S	35
ZZEE1C63-8	19	ZZEP1SI120	17	ZZRBZA	36	ZZRR3T36S	35
ZZEE1C66-8	19	ZZEP1SL	17	ZZRBZB	36	ZZRR3T42S	35
ZZEE1C69-8	19	ZZEP1SLK	17	ZZRFTCCLIPS	33	ZZRR3T48S	35
ZZEE1C72-8	19	ZZEP1SO120	17	ZZRFTCDR	32	ZZRR3TBBCL	35
ZZEE1C75-8	20	ZZEP1SS	17	ZZRFTCSM	32	ZZRR3TBBCS	35
ZZEE1C78-8	20	ZZEP1WMC120	21	ZZRFTCSPACE	33	ZZRS1DPB	14
ZZEE1C81-8	20	ZZEP1WMC28	21	ZZRFTCWS21S	33	ZZRS1EPB	21
ZZEE1C84-8	20	ZZEP1WMC40	21	ZZRFTCWS25S	33	ZZRS1MPB	29
ZZEE1C87-8	20	ZZEP1WMC48	21	ZZRFTCWS37S	33	ZZRS1RPB	36
ZZEE1C90-8	20	ZZEP1WMC53	21	ZZRFTCWT	32	ZZRSPABPD	32

<i>pattern no.</i>	<i>page</i>
ZZRSPABPP	32
ZZRSPABPT	33
ZZRSPABPW	32
ZZRSPABTD	33
ZZRSPABTT	33
ZZRSPABTW	33
ZZRSPABWD	33
ZZRSPABWW	33
ZZRUTB	36

Selling Policy

	<p>This Selling Policy supercedes all previous selling policies. Prices, discounts and product offerings are subject to change without notice.</p>
Terms & Conditions of Sales	<p>Sales by Knoll, Inc. or Knoll North America Corp. ("Seller") of Knoll Product Lines (hereinafter "Products") within the United States and Canada are made only on the terms which are contained in this Selling Policy. Seller hereby gives notice of its objection to any different or additional terms and conditions. This sale is expressly conditional upon Purchaser's assent to the terms and conditions set forth below. Additional terms and conditions may apply to KnollStudio and KnollTextiles orders. These terms and conditions may be modified or supplemented only by a written document signed by an authorized representative of Seller. These terms and conditions supercede any prior and/or contemporaneous agreements or correspondence between Purchaser and Seller. Written quotations expire thirty (30) days from the date of issuance and can be withdrawn by written notice anytime during that period. Where Purchaser and Seller have entered into the Knoll Electronic Terms and Conditions, all orders, acknowledgements, invoices and other business communications placed or transmitted in accordance with the Knoll Electronic Terms and Conditions shall be deemed to be in writing and signed and shall be valid for all purposes as if they were originated and maintained in documentary form.</p>
Ordering Information	<p>All orders must be in writing. The product pattern number(s) contained on Seller's order acknowledgement shall be the final expression of the order.</p>
Order Confirmation	<p>A purchase order is not binding on Seller until Purchaser has received Seller's order confirmation or acknowledgment.</p>
Pricing Policies	<p>List prices are subject to change without notice.</p> <p>List prices shall be those prices in effect on the date of receipt of a complete purchase order unless shipment is requested more than ninety (90) days after order entry in which case prices in effect on the date of shipment apply. List prices include specified freight costs. Unless specified in writing by Seller, no other charges are included in Seller's list prices.</p>
Taxes	<p>All sales, use, excise and other taxes applicable to the sale of the Products shall be paid by Purchaser. If Purchaser claims an exemption from any tax, Purchaser shall submit to Seller the appropriate exemption certificates.</p>
Terms of Payment	<p>Payment for one hundred percent (100%) of the net order amount is due within thirty (30) days of the date of invoice, which is issued upon shipment. In case of any discrepancies, such as shortages, and Seller is notified in writing within ten (10) days of receipt of Product, only that portion may be deducted and the balance paid. For orders greater than \$100,000 net, a fifty percent (50%) deposit is due at the time of order placement, with the remainder due within thirty (30) days of the date of invoice.</p> <p>KnollStudio orders less than \$2,000 require payment for one hundred percent (100%) of the net order amount (including any applicable sales tax and charges for inside delivery, special packaging, etc.), due at time of order placement. For KnollStudio orders greater than \$2,000, a one-half (50%) deposit is due at time of order placement with the remainder (including any applicable sales tax and charges for inside delivery, special packaging, etc.) due prior to shipment.</p> <p>If, in the judgment of Seller, Purchaser's financial condition does not justify the terms of the payment, Seller may require full or partial payment in advance.</p> <p>Past due accounts shall be charged one and one-half percent (1.5%) per month, or the highest rate permitted by law, whichever is less, and will be added to the outstanding balance. In the event Purchaser defaults on payment, Purchaser shall be liable for all collection costs, including reasonable attorney's fees and costs.</p>
Changes and Cancellation	<p>Purchase orders may not be changed or cancelled, in whole or in part, without prior written consent of Seller. Changes may effect delivery dates. Expenses incurred because of changes shall be charged to Purchaser. In the event of cancellations, Purchaser will be liable for reasonable cancellation charges established by Seller. Orders for special Product, orders including "COM" (hereinafter defined) material and orders pursuant to expedited delivery programs, may not be canceled.</p>
Freight Prepaid	<p>Freight is prepaid and included in the price of all Products, except KnollTextiles, within the 48 contiguous United States for orders placed with Knoll, Inc. and within Canada, excluding the Yukon, Northwest Territories, Nunavut and Newfoundland for orders placed with Knoll North America Corp. Packing is tested for rigorous motion and transportation but is not guaranteed to protect furniture from conditions over which the Seller has no control. If special packaging is required for any reason, please consult with your sales representative or dealer. Seller shall select the method of shipment and routing. All shipments shall be tailgate deliveries. Freight for all KnollTextiles orders is prepaid and added to the invoice.</p>
Delivery/Freight Charges	<p>Shipments outside the contiguous 48 United States and Canada shall be shipped F.O.B. Origin.</p> <p>For shipments outside the contiguous United States and Canada, Purchaser is responsible for the cost of freight from point of embarkation, including any handling and transportation charges incidental to loading at the point of departure and unloading at the final destination.</p> <p>Conditions beyond the control of Seller, including weather, available facilities and traffic conditions, may affect exact time of delivery. Seller shall not be responsible for specific carrier delivery date or time unless it has made a specific delivery commitment, in writing.</p> <p>Nonstandard methods of shipment and/or additional services are available upon request. Purchaser will be billed for the differential cost of any special services in excess of standard surface carrier freight costs. Premium charges, at Purchaser's request, will be added for airfreight, exclusive use of vehicle and extra, export or special packaging. Accessorial charges will be added for inside delivery, extra labor, reassignment and redelivery.</p> <p>Partial shipments may be made and invoiced by Seller.</p>
Claims	<p>All shipments for all Knoll Products within the contiguous United States and Canada are F.O.B. Origin. Risk of loss passes to Purchaser at time of delivery to carrier. Purchaser shall inspect all Products upon receipt and notify Seller within ten (10) working days after receipt of any damage or defects which are, or should be, apparent from an inspection of the Product and its packaging. Failure of Purchaser to make a claim against carrier or notify Seller during the ten (10) working day period shall constitute acceptance of the Products and waiver of any apparent defects, errors or shortages. Seller will agree to repair or replace Product damaged in shipment if Purchaser has notified Seller of freight damage within ten (10) working days after receipt and assigns its rights against the carrier.</p>
Seller's Security Interest	<p>Until Seller receives the full payment for the Product, Seller shall have a security interest in the Product. Purchaser agrees to perform all acts, including but not limited to the execution and filing of documentation, which may be necessary to perfect and assure the security interest of Seller.</p>
Returns	<p>The return of Products without a written authorization by Seller shall not be accepted. To receive authorization for Product return, please call Customer Service. All Products that are returned pursuant to a valid authorization shall be subject to a twenty-five percent (25%) of list restocking charge. Products not currently offered for sale by Seller (including COM) shall not be authorized for return. All returned Products must be unused, in original condition and in the original Seller packing cartons. No refund or credit shall be given for damaged Products.</p>
Held Orders/Storage	<p>If Purchaser requests that an order be held or delayed, prices and terms and conditions in effect at the time of shipment shall apply. If Purchaser requests a delay after the time when Seller can defer production, Purchaser will be invoiced for the Product, payable in accordance with standard terms, when the order is ready for shipment. Seller may transfer the Product to storage, in which case all expenses incurred in connection with storage, including demurrage, preparation for storage, storage charges and handling shall be payable by Purchaser upon submission of invoices by Seller. Risk of loss to the Product shall pass to the Purchaser upon delivery of the Product into storage.</p>

Selling Policy

Customer's Own Material	<p>A Purchaser who requests a fabric or other surface material not standard to Seller's line of Products ("COM") must submit samples of the requested material to Seller prior to entry of a purchaser order. Seller shall determine if the material is suitable to its manufacturing processes and meets any requirements of Underwriters Laboratories. If the COM is acceptable, Seller will then establish a price for using the COM or the Product in question. For a description of the procedures for submitting samples and testing, contact customer resources or your sales representative. Seller shall have no responsibility for the appearance, condition, performance, durability, colorfastness or any other physical attribute of the COM. Purchaser shall indemnify and hold Seller harmless for any damages, injuries or losses arising out of or related to use of the COM on the Product.</p>
Warranty	<p>Seller warrants to the original Purchaser only that the Products Seller manufactures and sells to Purchaser are free of defects in workmanship and materials, during the applicable warranty period set forth below.</p> <p>Warranty period set forth below is for 24-hour, 7 days a week, multi shift use (includes parts and labor to repair).</p> <p>Should any failure to conform with this limited warranty appear to a Product listed below during the applicable warranty period from the date of shipment, Seller shall, upon prompt written notice, repair or replace, at its option and costs, the affected part or parts.</p> <p><i>Product and Period of Warranty</i></p> <p><i>Lifetime: Antenna Workspaces, AutoStrada, Calibre, Crinion Open Table, Currents, Dividends Horizon, Equity, Morrison, Reff Profiles laminate, Series 2 Storage, Template, Antenna Workspaces and other non-wood components (except cascade edge worksurfaces, operational parts, controls, electrical, Lighting, Series 2 Veneer Front Storage, special or custom products, see below)</i></p> <p><i>12 Years: Chadwick, Essentials Work Chairs, Generation by Knoll, Life, Moment, MultiGeneration by Knoll, RPM and Sapper seating (except seating upholstery, textiles, leathers and finishes, see below).</i></p> <p><i>10 Years: Antenna Workspaces, AutoStrada, Crinion Open Table, Reff Profiles wood components, Series 2 Veneer Front Storage, cascade edge worksurfaces, Wood Casegoods (Magnusson, The Graham Collection) (except wood casegoods upholstered surfaces, see below), Interaction tables (except height adjustment mechanisms for Counterforce, crank-adjustable, and split-top tables and worksurfaces, see below), Reuter overheads, Reuter vertical storage, KnollExtra Sapper Monitor Arm Collection, Adjustable keyboard mechanisms and platforms, Communication Boards (except fabric board textiles, see below), Smokador collection (except leathers, see below), and Orchestra Universal Systems Accessories.</i></p> <p><i>5 Years: Operational parts, controls, electrical, Lighting (except light ballasts, bulbs and power supply, see below), special or custom product, wood veneer products, Currents handcrank, Interaction Counterforce, Interaction crank-adjustable, and split-top mechanisms, KnollStudio, CPU storage and all universal storage drawers.</i></p> <p><i>3 Years: Seating upholstery, textiles, leathers and finishes. Fabric boards textiles and Smokador Collection leathers.</i></p> <p><i>2 Years: All other KnollExtra product</i></p> <p><i>1 Year: Light ballasts, bulbs and power supply, seating upholstered armpads and soft armpads, wood casegoods upholstered surfaces.</i></p> <p>This warranty does not apply to:</p> <ul style="list-style-type: none">• Damage caused by a carrier other than the Seller.• Normal wear and tear or acts or omissions of parties other than Seller (including user modification, improper use or installation of Products).• COM or other third party materials applied to Products.• Products not installed by or under the auspices of a Knoll Dealer.• Dramatic temperature variations or exposure to unusual conditions.• Changes in surface finishes, including colorfastness due to aging or exposure to light.• Except as specifically noted above, textiles and upholstery supplied by <i>KnollTextiles</i> (consult current <i>KnollTextiles</i> price list for applicable warranty). <p>Natural variations occurring in wood, marble, and leather shall not be considered defects, and the Seller does not guarantee the colorfastness or matching of the colors, grains or textures, or surface hardness of such materials. The Seller also does not guarantee the colorfastness of fiberglass panel surfaces.</p> <p>THE EXPRESS WARRANTIES CONTAINED HEREIN ARE IN LIEU OF ALL OTHER WARRANTIES, EXPRESS OR IMPLIED, INCLUDING ANY WARRANTIES OF MERCHANTABILITY AND FITNESS FOR PARTICULAR PURPOSE AND ALL OTHER WARRANTIES ARISING FROM COURSE OF DEALING OR USAGE OF TRADE.</p> <p>The remedies provided above are the Purchaser's sole remedies for any failure of Seller to comply with its obligations regarding the workmanship of its Products. Correction of any nonconformity in the manner and for the period of time provided shall constitute complete fulfillment of all liabilities of Seller, with respect to or arising out of the Product furnished hereunder.</p>
Delay/Force Majeure	<p>Seller shall not be liable for failure to perform or for delay in performance due to fire, flood, strike or other labor difficulty, act of God, act of any governmental authority or of the Purchaser, riot, embargo, fuel or energy shortage, wrecks or delay in transportation, inability to obtain necessary labor, materials or manufacturing facilities from usual sources or failure of suppliers to meet their contractual obligations, or due to any cause beyond its reasonable control. If any such event occurs, Seller may extend delivery dates by a period of time necessary to overcome the effect of such delay, allocate available Product or cancel any purchase order.</p>
Compliance with Law	<p>PURCHASER IS SOLELY RESPONSIBLE FOR COMPLIANCE WITH ALL APPLICABLE FEDERAL, STATE AND LOCAL LAWS, ORDINANCES, REGULATIONS, RULES AND STANDARDS RELATING TO THE INSTALLATION, MAINTENANCE, USE AND OPERATION OF THE PRODUCTS.</p>
Patents	<p>Subject to the following provisions, Seller shall, at its own expense, defend or, at its option, settle any claim, suit or proceeding brought against the Purchaser, and/or its vendees, mediate and immediate, so far as based on an allegation that any Product or any part thereof furnished hereunder constitutes a direct or a contributory infringement of any claim of any patent of the United States or Canada. This obligation shall be effective only if Purchaser shall have made all payments then due hereunder and if Seller is notified promptly in writing and given authority, information and assistance for the defense of said claim, suit or proceeding. Seller shall pay all damages and costs awarded in such suit or proceedings so defended.</p> <p>The foregoing indemnity does not apply to the following:</p> <ul style="list-style-type: none">• Products supplied according to a design other than that of Seller, and which is required by the Purchaser.• Combination of the Product with another product not furnished hereunder unless Seller is a contributory infringer.• Any settlements of a suit or proceeding made without Seller's written consent.
Limitations of Liability	<p>SELLER, ITS CONTRACTORS, AUTHORIZED DEALERS AND SUBCONTRACTORS OR SUPPLIERS OF ANY TIER SHALL NOT BE LIABLE TO PURCHASER FOR ANY SPECIAL, INDIRECT, INCIDENTAL OR CONSEQUENTIAL DAMAGES ARISING FROM A BREACH OF THIS AGREEMENT.</p> <p>Purchaser's remedies set forth herein are exclusive and the liability of Seller with respect to the breach of this agreement or any contract entered into between the parties pursuant hereto shall not exceed the price of the Product or part on which such liability is based.</p>