
Antenna[®] Workspaces

Price List
July 2023

Knoll

Introduction	Material and Finish Options	4	
	Antenna Finish Options	5	
	Material and Finish Matrix	6	
	KnollTextiles Approved for Screens and Fabric Inserts	11	
	KnollTextiles and Spinneybeck for Pedestal Cushions	13	
	Grain Direction Planning Guidelines	14	
	Wall Mounting Guidelines for Cabinets	16	
Preconfigured Desks and Tables	24" and 30" Deep	18	
	Y-base tables	21	
	Media Enclave	22	
Tops	Antenna Tops For Desks or Big Tables	23	
	Antenna Hinged Access Tops for Big Tables	26	
	Antenna Centered Hinged Access Tops for Big Tables	28	
	Antenna Back Tops for Single Sided Big Tables	30	
	Antenna Extension Tops for Desks and Big Tables	31	
	Antenna Tops for 120° Planning	32	
	Antenna Tops and Worksurface Shelves for Template	33	
	Overlay Tops for Desks	36	
	Overlay Benching Tops for Desks and Big Tables	39	
	Overlay Hinged Access Tops for Big Tables	41	
	Overlay Extension Tops for Desks and Big Tables	43	
	Desk and Table Support	Starter and Extended Rails	44
		Return and Bridge Rails	47
Desk Connectors		49	
Desk Support Adapters		50	
Components for Reconfigurations		51	
Center Beam for Big Tables		52	
Center Beam for Big Tables, Table Desk and Wide End Leg		53	
Keyboard Tray and CPU Holder Mounts		54	
Legs for Desks or Returns		55	
Legs for Table Desks		58	
Legs for Back to Back Desks		59	
Legs for Dual Sided Big Tables		60	
Legs for Standing Height Dual Sided Big Tables		65	
Legs for Single Sided Big Tables		69	
Modesty Panels for Desks or Returns		75	
Back Panels for Single Sided Big Tables		77	
End Panels		79	
Enclave End Panels		85	
Sales and Installation Tools		86	
Power and Communications	Electrical Components for Desks and Big Tables	87	
	Hardwire Raceway	92	
	Surface Mounted Plugmold Raceway	93	
	Desktop Outlet Center	94	
	Cable Management	95	
Fence Components	Fence Structure	98	
	Fence Connectors and Trim	99	
	Electrical Components for Fence	101	
	Upper Covers	104	
	Lower Covers	108	
	Full Covers	111	

Screens	Desk Screens	114
	Big Table Screens	118
	Intermediate Screens	120
	Desktop End Screens	122
	Desk Surround Bridge Back Panels	127
	Desk Surround End Screens	132
	End Screens for Dual Big Table	135
	Fence Screens	137
	Add Up Screens	139
	S Screens	147
	Floorstanding Desk Screens	148
Storage Components	Pedestals	149
	Laptop Drawer	154
	Suspended Storage	155
	Extension Cabinets	159
	Stanchion Mounted Wood Storage	162
	Stanchion Mounted Metal Storage	166
	Stanchion Mounted Platform	168
	Stanchion Supports	169
	Cantilever Shelves	170
	Floorstanding Personal Desk-End Cabinets	171
	Floorstanding Shared Desk-End Cabinets	173
	Floorstanding Desk-End Cabinet Accessories	174
	Floorstanding L and Wardrobe Cabinets	175
	Floorstanding File Cabinets	176
	Floorstanding Enclosed Shelf Cabinets	178
	Floorstanding Partially Enclosed Shelf Cabinets	179
	Floorstanding Open Shelf Cabinets	180
	Wall Mounted Wood Cabinets	181
	Wall Mounted Metal Cabinets	182
	LED Task Lights	183
	Hybrid Suspended Storage for Telescope Tables	184
	Hybrid Suspended Storage for k. bench Tables	186
	Hybrid Suspended Storage for k. stand Tables	187
	Hybrid Suspended Storage for Tone Tables	188
	Hybrid Suspended Storage for Direct Mount	189
	Hybrid Dual Sided Low Storage	190
	Hybrid Single-Sided Low Storage	195
Hybrid Tech-back Low Storage	201	
Hybrid Tall Cabinets	210	
Hybrid Storage Connectors	211	
Interpole Components	Interpole Poles and Covers	212
	Interpole Power Components	214
	Interpole Accessories	217
	Interpole Screens	219
	Interpole Horizontal Wood Storage	229
	Interpole Vertical Wood Storage	235
Antenna Simple Tables	Antenna Simple Tables	239
	Modesty Panels for Simple Tables	247
	Antenna Simple Table Tops	249
	Antenna Simple Table Legs	252
	Antenna Simple Table Power and Accessories	253

Antenna Telescope	Antenna Telescope Rectangular Tops for Adjustable Dual Tables	255	
	Antenna Telescope RADIUSed Tops for Adjustable Dual Tables	256	
	Antenna Telescope Tops for Adjustable 120° Triads	258	
	Antenna Telescope Tops for Fixed Dual Tables	259	
	Antenna Telescope Return Tops for Dual Tables	260	
	Antenna Telescope Dual Table Bases	261	
	Antenna Telescope Single Sided Table Bases	269	
	Antenna Telescope Back Panels	281	
	Antenna Telescope 120° Triad	289	
	Antenna Telescope Dual Return Bases	297	
	Antenna Telescope Single Sided Return Bases	300	
	Antenna Telescope Y-Base Tables	303	
	Antenna Telescope End Panels	305	
	Desk Screens for Telescope Dual Tables	311	
	Center Screens for Telescope Dual Tables	313	
	Telescope Power and Cable Management	317	
	Telescope Accessories	324	
	Horsepower	Independent Horsepower	326
		Legs for Linked Horsepower	328
Beams for Linked Horsepower		329	
Covers for Linked Horsepower		330	
Horsepower Desk Support Adapters		331	
Electrical Components for Horsepower		332	
Horsepower Screens		337	
Horsepower Saddles		339	
Horsepower Upmounted Shelves		340	
Horsepower Wood Cabinets		341	
Horsepower Metal Shelves		352	
Horsepower Accessories		353	
Power Beam		Beams	354
	Covers for Power Beam	355	
	Beam Covers for Plug-in Power	364	
	Beam Supports	365	
	Power Pole for Power Beam	371	
	Beam Junctions	373	
	Table and Rail Supports	374	
	Power Components	375	
	Beam Planters	388	
	Beam Counters	389	
	Beam Triangle Shelf	390	
	Organization Tools	391	
	Mobile Tech Carts	393	
	Bridge Cabinets	394	
	Power Beam Universal Gallery Panels	396	
	Selling Policy	422	
KnollKey Lock Program	425		
General Ordering Information	426		

Material and Finish Options

For specific product applications for each finish refer to the finish matrix on the following pages.

KNOLL CORE LAMINATES

Solid Colors

111	Jet Black * **
114	Folkstone Grey * ** (S)
115	Medium Grey * **
117	Soft Grey * **
118	Bright White * ** (S)
119	Pumice * **
128	Fog * **

(S) S Screen finish option

Patterned

121	Micro Grey
122	Brushed Sand
123	Brushed Grey
129	Micro Sand

Brushed Sand (122) and Brushed Grey (123) are not available on laminate screens 60" and wider and on modesty or end panels of any size.

Wood Grain

124	Medium Cherry * **
125	Natural Maple * **
126	Natural Cherry * **
127	Walnut * **
139	Light Ash * **
140	Warm Ash * **
141	Whitened Ash * **
142	Grey Ash * **
143	Classic Oak * **
144	Graphite Pear * **
145	Zebra *
147	Silverwood **
148	Smokewood **
149	Barnwood **

Matching edgeband available

** Melamine finish.

Products manufactured in Melamine are available in High Pressure Laminate at a 15% upcharge. Contact customfinish@knoll.com for information on how to specify.

*** Antenna worksurfaces and back panels in finishes 147, 148, and 149 are not available with matching edgebands. Edgebands for worksurfaces in these finishes are specifiable. Edgebands for back panels are only available in the below combinations:

147 Silverwood / 117 Soft Grey edge
 148 Smokewood / 111 Jet Black edge
 149 Barnwood / 115 Medium Grey edge

ACCENT LAMINATE

130	Dark Red
131	Slate Blue
132	Olive Green
133	Canary Yellow
134	Knoll Red

Accent Laminates are only available on the interior of laminate storage cabinets.

COLOR CORE LAMINATES

311	Solid Gallery White
312	Solid Folkstone

MARKERBOARD LAMINATE

M	Markerboard
---	-------------

GLASS SCREENS

TEMP	Clear
GL13	Powder
GL35	Grey Tinted

GLASS TOPS

GL11	Back Painted Black
GL13	Powder
GL18	Back Painted White
GL35	Grey Tinted
GL85	Starfire Clear
TEMP	Clear

PLATED FINISH

PD	Chrome
----	--------

ANODIZED FINISH

AA	Anodized Aluminum
----	-------------------

KNOLL CORE PAINTS

111T	Jet Black
112T	Brown
113T	Dark Grey
114T	Folkstone Grey
115T	Medium Grey
116T	Sandstone
117T	Soft Grey
118T	Bright White
611T	Beige Mist Metallic
612T	Medium Metallic Grey
613	Silver

ACCENT PAINTS

130	Dark Red
131	Slate Blue
138	Clear *
146	Black Wrinkle (H)

*Available on select base components.

(H) Available on Antenna Horsepower only.

COMBINATION LAMINATE

Laminate storage cabinets may be specified with different laminate finishes on the exterior and interior of the case.

EDGE OPTIONS FOR LAMINATE

WORKSURFACES

WPLY	Ply Edge Wood (V1 pricing)
SPLYGL13	Ply Edge Synthetic (L pricing)

Additional edge options are only available on laminate worksurfaces.

Antenna Finish Options

Wood Finishes

New codes begin with a three digit numeric sequence, followed by a letter suffix. Each letter suffix (A-F) represents a different combination of pore fill options and gloss levels.

Code	V1 TECHWOOD	Code	V2 PREMIUM TECHWOOD	Code	V3 PREMIUM VENEER
638	Blond Maple	647	White Pine	039	Pippy Oak *
628	Dark Mahogany	640	Ebony	044	Figured Sycamore
639	Light Cherry	642	Grigio		
641	Black Oak				
506	Maple				
509	Cherry	020	V2 NATURAL VENEER Natural Oak		
512	Medium Walnut	038	Rustic Walnut *		
513	Medium Teak	017	Light Walnut		
514	Espresso	002	Bronze Cherry		
637	Natural	006	Maple		
644	Light Walnut	021	Peacock Green Walnut		
645	Dove Grey	022	Old English Walnut		
		037	Birch		

	Gloss Level	Fill Level
A	Low Gloss	Closed Pore
B	MediumGloss	Closed Pore
C	High Gloss	Closed Pore
D	Low Gloss	Open Pore
E	Medium Gloss	Open Pore
F	High Gloss	Open Pore

Edge Options for Veneers

WOOD	Complementary Wood
SYN	Complementary Synthetic
WPLY	Wood Ply Edge *
SPLY	Synthetic Ply Edge *

* Ply Edge available on Birch (037) worksurfaces.

*Note:

Overlay tops specified with a veneer top and/or edge are available in any V1, V2 or V3 finish except for the following veneers:

- Medium Teak (513)
- Dove Grey (645)
- Ebony (640)
- Grigio (642)

-Synthetic Edge option is available on worksurfaces, only.

-Finishes with * are available on worksurfaces only.

For more detailed information on Veneer finishes, please refer to the Wood Finish Matrix on the Knoll.com

Material and Finish Matrix

Product Description	No Finish Option	Antenna Approved Fabrics	Knoll Core Solid Color Laminates	Knoll Core Patterned Laminates	Knoll Core Wood Grain Laminates	Accent Laminates	Color Core Laminates	Markerboard Laminate	Glass	Plated Finish	Knoll Core Paints	Accent Paints	Clear Paint	Knoll Core Veneers
Preconfigured Desks and Big Tables														
Antenna Leg Base Tables														
	Top Finish		*	*	*				*					*
	Edge Finish (Laminate Only)		*		*									*
	Leg/Cradle Finish									*	*	*	*	
Y-base Tables														
	Top Finish		*	*	*									*
	Edge Finish (Laminate Only)		*		*									*
	Base Finish										*	*		
	Grommet Finish										*	*		
Tops														
Antenna Tops														
	Top Finish		*	*	*									*
	Edge Finish (Laminate Only)		*		*									*
Overlay Tops														
	Top Finish							*						*
	Edge Finish (Laminate Only)													*
Desk and Table Support														
Rails														
											*	*	*	
Desk Connectors														
											*	*	*	
Desk Support Adapters														
											*	*		
Components for Reconfigurations														
											*	*		
Center Beam for Big Tables														
											*	*		
KnollExtra Sapper Mounts for Desks and Big Tables														
											*	*		
KnollExtra Keyboard Tray and CPU Holder Mounts														
	*													
End Legs and Intermediate Legs														
											*	*	*	
Standing Height Intermediate Leg Brace														
									*	*	*	*	*	
Table Desk End Legs														
	Leg Finish									*	*	*	*	
	Cradle Finish										*	*	*	
Modesty, Back Panels and End Panels														
	Surface Finish		*	*							*			*
	Bracket Finish										*		*	
Power and Communications														
Electrical Components														
	*													
Power Harness Mounting Brackets														
											*	*		
Raceway Covers														
											*	*	*	
Raceway End Caps														
											*	*	*	
Desktop Outlet Center														
	*													
Desk Mount Outlet Center Shroud														
											*	*		

Material and Finish Matrix

Product Description	No Finish Option	Antenna Approved Fabrics	Knoll Core Solid Color Laminates	Knoll Core Patterned Laminates	Knoll Core Wood Grain Laminates	Accent Laminates	Color Core Laminates	Markerboard Laminate	Glass	Plated Finish	Knoll Core Paints	Accent Paints	Clear Paint	Knoll Core Veneers
Communications Outlet Mounts											*	*		
Cable Baskets and Mount Kits	*													
Vertical Wire Manager											*		*	
Cable Clips	*													
Fence Components														
Frames	*													
Individual Legs											*			
Stabilizer Foot											*			
Crown Top Caps											*			
Flat Ends											*			
Connectors											*			
Electrical Components	*										*			
Upper Outlet Covers											*			
Upper Cable Tray Covers											*			
Upper Slatwall Covers											*			
Upper/Lower/Full Painted Covers											*			
Upper/Lower/Full Laminate Covers			*	*										
Upper/Lower/Full Veneer Covers														*
Screens														
Desk Screens														
	Surface Finish	*	*	*	*			*						*
	Frame Finish Finish (Fabric Only)										*	*		
	Bracket Paint Finish										*	*		
Center Screens														
	Surface Finish	*	*	*	*			*	*					*
	Frame Finish Finish (Fabric Only)										*	*		
	Bracket Paint Finish										*	*		
Intermediate Screens														
	Surface Finish	*	*	*	*			*	*					*
	Frame Finish Finish (Fabric Only)										*	*		
	Bracket Paint Finish										*	*		
End Screens for Big Table														
	Surface Finish		*	*	*			*						
	Bracket Finish										*	*		
Enclave End Panel														
	Surface Finish		*	*	*			*						
	Bracket Paint Finish										*	*		
Fence Screens														
	Surface Finish	*	*	*	*			*	*					*
	Frame Finish Finish (Fabric Only)										*	*		
	Bracket Paint Finish										*	*		

Material and Finish Matrix

Product Description	No Finish Option	Antenna Approved Fabrics	Knoll Core Solid Color Laminates	Knoll Core Patterned Laminates	Knoll Core Wood Grain Laminates	Accent Laminates	Color Core Laminates	Markerboard Laminate	Glass	Plated Finish	Knoll Core Paints	Accent Paints	Knoll Core Veneers
S Screens (See Material & Finish Options Page for Exceptions)													
	Surface Finish		*										
	Bracket Paint Finish										*	*	
Floorstanding L Screens													
	Vertical Surface Finish		*	*	*								*
	Bracket Paint Finish										*	*	
Storage Components													
Edge Pull										*	*	*	
Insert Pull										*			
Loop Pull											*	*	
Metal Pedestals													
	Drawer Front Finish		*	*	*						*	*	*
	Case Finish										*	*	
	Pull Finish									*	*	*	
Seat Cushion		*											
Pencil Tray	*												
Laptop Drawer											*	*	
Drawer Pad	*												
Cable Net	*												
Suspended Wood File													
	Case Finish Exterior		*	*									*
	Case Finish Interior		*	*	*								*
	Door Finish		*	*									*
	Pull Finish									*	*	*	
	Bracket Paint Finish										*	*	
Suspended Open Cabinets													
	Case Finish Exterior		*	*									*
	Case Finish Interior		*	*	*								*
	Bracket Paint Finish										*	*	
Extension Cabinets													
	Case Finish Exterior		*	*									*
	Case Finish Interior		*	*	*								*
Fabric Inserts for Extension Cabinets		*											
Mounting Brackets for Extension Cabinets											*	*	

Material and Finish Matrix

Product Description	No Finish Option	Antenna Approved Fabrics	Knoll Core Solid Color Laminates	Knoll Core Patterned Laminates	Knoll Core Wood Grain Laminates	Accent Laminates	Color Core Laminates	Markerboard Laminate	Glass	Plated Finish	Knoll Core Paints	Accent Paints	Knoll Core Veneers
Stanchion Mounted Open/Enclosed Wood Cabinets													
Case Finish Exterior			*		*								*
Case Finish Interior			*		*	*							*
Stanchion Mounted Cabinet Door Sets													
Door Finish			*		*								*
Pull Finish										*	*	*	
Stanchion Mounted Open Metal Cabinets													
Stanchion Mounted Shared Metal Cabinets													
Case Finish											*		
Door Finish											*		
Pull Finish											*	*	
Platforms													
			*		*								*
Stanchions													
											*	*	
Cantilever Shelf													
Shelf Finish			*	*	*								*
Bracket Paint Finish											*	*	
Desk-End Open Cabinets													
Case/Shelves Finish			*		*								*
Bracket Paint Finish											*		
Desk-End Enclosed Cabinets													
Case/Door Finish			*		*								*
Pull Finish										*	*	*	
Bracket Paint Finish											*		
Desk-End Cabinet Shelf Set													
			*										*
Floorstanding L Cabinets													
Case/Shelves/Door Finish			*		*								*
Pull Finish										*	*	*	
File, Enclosed & Partially Enclosed Cabinets													
Case/Shelves/Door Finish			*		*								*
Pull Finish										*	*	*	
Open Shelf Cabinets													
Case/Shelves Finish			*		*								*
Shelf Finish			*		*								*
Wall Mounted Wood Cabinets													
Case Exterior Finish			*		*								*
Case Interior Finish			*		*	*							*

Material and Finish Matrix

Product Description		No Finish Option	Antenna Approved Fabrics	Knoll Core Solid Color Laminates	Knoll Core Patterned Laminates	Knoll Core Woodgrain Laminates	Accent Laminates	Color Core Laminates	Markerboard Laminate	Glass	Plated Finish	Knoll Core Paints	Accent Paints	Knoll Core Veneers	Anodized Aluminum	Knoll Bright White Paint Only	Knoll Silver Paint Only	Black/White
Wall Mounted Wood Cabinet Door Sets																		
	Door Finish			*		*								*				
	Pull Finish										*	*	*					
	LED Task Light	*																
Wall-Mounted Metal Enclosed Cabinets																		
	Case Finish											*						
	Door Finish											*						
	Pull Finish											*	*					
	LED Task Light	*																
Interpole																		
Poles																		
	Pole Extrusion														*	*		
	Covers														*	*		
	Leveler Caps (see Price List page for exceptions)										*							*
Electrical Components																		
	Power Components	*																
	Duplex Outlets																	*
	Edge Liner	*																
Accessories																		
	Outlet Covers														*	*		
	Cable Clips	*																
	Ceiling Tile Trim Kit															*	*	
	Extension Pole Hardware Kit	*																
	Cantilever Shelf			*		*								*				
	Shelf Support Bracket										*	*						
	Coat Hook											*						
	Bag Hook											*						
	Round Platform	*																
	Round Platform L-Bracket										*	*						
Screens																		
	Surface Finish		*						*	*								
	Frame Finish													*	*			
Storage																		
	Case Finish Exterior			*		*								*				
	Case Finish Interior			*		*	*											
	Door Finish			*		*								*				
	Pull Finish										*	*	*					
	Support Bracket Paint Finish										*	*						

KnollTextiles Approved for Screens and Fabric Inserts

KnollTextiles Approved for Screens and Fabric Inserts

Grade 10

Annex (W1360) *
 Beacon (W1597) *
 Broadcloth II (W1619)
 Circuit (W1754) *
 Growth Spurt (W692)
 Messa (W2061)
 Pivot (W1926)
 Skylark (W1718)
 Symbolic Details (W693)
 Tailor Made II (W1610) *
 Twister (W1923)
 Versatility (W432)
 Wrap Up (W2410)

Grade 20

Circle Line (W1146)
 Criss Cross (W305)
 Delite (K2026)
 Edo (W2111)

Infinite (K2263)
 Mainframe (W1783)
 Nematic II (W1620)
 Photon II (W1695)
 Ponder (W2382)
 Reflect (W884)

Grade 30

Micro (W465)
 Relay (W1020)

Grade 40

Amplify (W1215)
 Bandwidth (W1219)
 Boundary (K1858)
 Crossroad (K2085)
 Hourglass (K1523)

Note:All applied textiles are directional. If there are a mix of screens wider than 60" and narrower than 60" on a single order, all screens must be specified with fabric applied railroaded to match.

COM (Customers' Own Material)

COM can be applied to Antenna Workspaces product on a select basis. Please consult your Knoll Customer Service Representative for details on the COM approval process and resting requirements. Pricing for COM fabrics is at Grade 10.

Note: Always contact your Customer Service Representative prior to sending any COM (including pre-approved KnollTextiles) to the manufacturing facility.

COM Yardage Requirements for Screens and Fabric Inserts

The total yardage is for both sides of the screen.

	Pattern Number	Total Yards Required			
		66" wide COM	54" wide COM	Railroaded 66" wide COM	Railroaded 54" wide COM
DESK MOUNTED SCREENS	YPSB3824F	1.14	1.14	1.48	1.48
	YPSB3827F	1.14	2.28	1.64	1.64
	YPSB3830F	1.14	2.28	1.8	1.8
	YPSB3836F	2.28	2.28	2.14	2.14
	YPSB3842F	2.28	2.28	2.48	2.48
	YPSB3848F	2.28	2.28	2.8	2.8
	YPSB3853F	2.28	3.1	3.1	3.1
	YPSB3854F	2.28	3.14	3.14	3.14
	YPSB3859F	2.28	3.44	3.44	3.44
	YPSB3860F	2.28	3.48	3.48	3.48
	YPSB3865FRR	3.78	3.78	3.78	3.78
	YPSB3866FRR	3.8	3.8	3.8	3.8
	YPSB3872FRR	4.14	4.14	4.14	4.14
	YPSB3224F	0.96	0.96	1.48	1.48
	YPSB3227F	0.96	1.9	1.64	1.64
	YPSB3230F	0.96	1.9	1.8	1.8
	YPSB3236F	1.9	1.9	2.14	2.14
	YPSB3242F	1.9	1.9	2.48	2.48
	YPSB3248F	1.9	1.9	2.8	2.8
	YPSB3253F	3.1	3.1	1.9	0
	YPSB3254F	1.9	3.14	3.14	3.14
	YPSB3259F	1.9	3.44	3.44	3.44
	YPSB3260F	1.9	3.48	3.48	3.48
	YPSB3265FRR	3.78	3.78	3.78	3.78

	Pattern Number	Total Yards Required			
		66" wide COM	54" wide COM	Railroaded 66" wide COM	Railroaded 54" wide COM
DESK MOUNTED SCREENS	YPSB3266FRR	3.8	3.8	3.8	3.8
	YPSB3272FRR	4.14	4.14	4.14	4.14
	YPSB3277FRR	4.44	4.44	4.44	4.44
	YPSB2624F	0.8	0.8	0.74	1.48
	YPSB2627F	0.8	1.58	0.82	1.64
	YPSB2630F	0.8	1.58	0.9	1.8
	YPSB2636F	1.58	1.58	1.08	2.14
	YPSB2642F	1.58	1.58	1.24	2.48
	YPSB2648F	1.58	1.58	1.4	2.8
	YPSB2654F	1.58	3.14	1.58	3.14
	YPSB2660F	1.58	3.48	1.74	3.48
	YPSB2666FRR	1.9	3.8	1.9	3.8
	YPSB2672FRR	2.08	4.14	2.08	4.14
	YPSB2024F	0.62	0.62	0.5	0.74
	YPSB2027F	0.62	1.22	0.56	0.82
	YPSB2030F	0.62	1.22	0.6	0.9
	YPSB2036F	1.22	1.22	0.72	1.08
	YPSB2042F	1.22	1.22	0.84	1.24
	YPSB2048F	1.22	1.22	0.94	1.4
	YPSB2054F	1.22	1.58	1.06	1.58
YPSB2060F	1.22	1.74	1.16	1.74	
YPSB2066FRR	1.28	1.9	1.28	1.9	
YPSB2072FRR	1.38	2.08	1.38	2.08	

KnollTextiles Approved for Screens and Fabric Inserts

	Pattern Number	Total Yards Required			
		66" wide COM	54" wide COM	Railroaded 66" wide COM	Railroaded 54" wide COM
FENCE SCREENS	YPSF2124F	0.66	0.66	0.74	0.74
	YPSF2136F	1.3	1.3	1.08	1.08
	YPSF2148F	1.3	1.3	1.4	1.4
	YPSF2160F	1.3	1.74	1.74	1.74
	YPSF2172FRR	2.08	2.08	2.08	2.08
	YPSF1424F	0.46	0.46	0.38	0.5
	YPSF1436F	0.92	0.92	0.54	0.72
	YPSF1448F	0.92	0.92	0.7	0.94
	YPSF1460F	0.92	1.16	0.88	1.16
	YPSF1472FRR	1.04	1.38	1.04	1.38
	YPSF2424F	0.74	0.74	0.74	0.74
	YPSF2436F	1.48	1.48	1.08	1.08
	YPSF2448F	1.48	1.48	1.4	1.4
	YPSF2460F	1.48	1.74	1.74	1.74
	YPSF2472FRR	2.08	2.08	2.08	2.08
	YPSF1724F	0.56	0.56	0.5	0.74
	YPSF1736F	1.1	1.1	0.72	1.08
	YPSF1748F	1.1	1.1	0.94	1.4
	YPSF1760F	1.1	1.74	1.16	1.74
	YPSF1772FRR	1.38	2.08	1.38	2.08

	Pattern Number	Total Yards Required			
		66" wide COM	54" wide COM	Railroaded 66" wide COM	Railroaded 54" wide COM
BIG TABLE SCREENS	YPSC2124F	0.66	0.66	0.74	0.74
	YPSC2130F	0.66	1.3	0.9	0.9
	YPSC2136F	1.3	1.3	1.08	1.08
	YPSC2142F	1.3	1.3	1.24	1.24
	YPSC2148F	1.3	1.3	1.4	1.4
	YPSC2154F	1.3	1.58	1.58	1.58
	YPSC2160F	1.3	1.74	1.74	1.74
	YPSC2166FRR	1.9	1.9	1.9	1.9
	YPSC2172FRR	2.08	2.08	2.08	2.08
	YPSC1424F	0.46	0.46	0.38	0.5
	YPSC1430F	0.46	0.92	0.46	0.6
	YPSC1436F	0.92	0.92	0.54	0.72
	YPSC1442F	0.92	0.92	0.62	0.82
	YPSC1448F	0.92	0.92	0.7	0.94
	YPSC1454F	0.92	1.06	0.8	1.06
	YPSC1460F	0.92	1.16	0.88	1.16
	YPSC1466FRR	0.96	1.28	0.96	1.28
	YPSC1472FRR	1.04	1.38	1.04	1.38

	Pattern Number	Total Yards Required			
		66" wide COM	54" wide COM	Railroaded 66" wide COM	Railroaded 54" wide COM
INTERMEDIATE SCREENS	YPSI1416F	0.28	0.42	0.28	0.36
	YPSI1418F	0.28	0.42	0.3	0.4
	YPSI1419F	0.28	0.42	0.32	0.42
	YPSI1422F	0.42	0.42	0.36	0.46
	YPSI1424F	0.42	0.42	0.38	0.5
	YPSI1427F	0.42	0.84	0.42	0.56
	YPSI1428F	0.42	0.84	0.44	0.58
	YPSI1430F	0.42	0.84	0.46	0.62
	YPSI1436F	0.84	0.84	0.54	0.72
	YPSI2116F	0.4	0.6	0.36	0.54
	YPSI2118F	0.4	0.6	0.4	0.58
	YPSI2119F	0.4	0.6	0.42	0.62
	YPSI2122F	0.6	0.6	0.46	0.7
	YPSI2124F	0.6	0.6	0.5	0.76
	YPSI2127F	0.6	1.2	0.56	0.84
	YPSI2128F	0.6	1.2	0.58	0.86
	YPSI2130F	0.6	1.2	0.62	0.92
	YPSI2136F	1.2	1.2	0.72	1.08

	Pattern Number	Total Yards Required			
		66" wide COM	54" wide COM	Railroaded 66" wide COM	Railroaded 54" wide COM
FABRIC INSERTS	YSDXFB18	0.15	0.22	0.14	0.18
	YSDXFB24	0.22	0.22	0.18	0.24
	YSDXFB27	0.22	0.43	0.2	0.26
	YSDXFB30	0.22	0.43	0.22	0.29
	YSDXFB3015	0.22	0.43	0.22	0.29
	YSDXFB36	0.43	0.43	0.26	0.35
	YSDXFB53	0.22	0.43	0.2	0.27
	YSDXFB59	0.22	0.43	0.22	0.3
	YSDXFB5915	0.22	0.43	0.22	0.3
	YSDXFB65	0.43	0.43	0.24	0.32
	YSDXFB6515	0.43	0.43	0.24	0.32

	Pattern Number	Total Yards Required			
		66" wide COM	54" wide COM	Railroaded 66" wide COM	Railroaded 54" wide COM
INTERPOLE SCREENS	IPSC6436NLF	1.83	1.83	1.09	n/a
	IPSC6436TLF	1.83	1.83	1.09	n/a
	IPSC6442NLF	1.83	1.83	1.26	n/a
	IPSC6442TLF	1.83	1.83	1.26	n/a
	IPSC6448NLF	1.83	1.83	1.42	n/a
	IPSC6448TLF	1.83	1.83	1.42	n/a
	IPSC6454NLF	1.83	n/a	1.59	n/a
	IPSC6454TLF	1.83	n/a	1.59	n/a
	IPSC6460NLF	1.83	n/a	1.76	n/a
	IPSC6460TLF	1.83	n/a	1.76	n/a

KnollTextiles and Spinneybeck for Pedestal Cushions

Knoll Textiles Options for Mobile Pedestal Seat Cushions

Grade A

Alignment ♣
Beacon
Bocce ♣
Chance
Computer Cloth ♣
Crossroad
Delite
Heavy Metal
Hourglass
Monarch ♣
Prep ♣
Reflect
Soliloquy
Sonnet ♣
Stacks
Trophy ♣

Grade B

Backdrop
Bank Shot ♣
Belize
Boundary ♣
Cameo
Close Knit
Diva
Double Agent
Ferry
Forza
Framework ♣
Galla II ♣
Grande
Grandview
Helios
Journey ♣
Keaton
Knoll Felt ♣
Knoll Hopsack ♣
Ludlow
Melody

Night Life

Paradigm
Pop
Prairie
Radiance
Ricochet ♣
Roam
Rush Hour
Soire ♣
Spark ♣
Spree ♣
Summit
Sutton ♣
Synth ♣
Tabloid
Tinge
Venue
Versa ♣
Westwood
Yeni

Grade C

Atlas
Axiom
Baxter
Biota ♣
Cairo
Charm
Circa
Classic Boucle ♣
Durand
Earthwork ♣
Entourage ♣
Essence
Fibra
Greenwich
Hudson
Lagos
Legend CR
Magnolia
Milestone
Moto CR
Palisade

Panache CR
Quark
Roundtrip
Sahara
Stepping Stones
Tight Rope
Tilden
Tower Grid
Vibe
Wit

Grade D

Coterie
Eclat Weave
Hologram
Ikat Stripe
Island
Menagerie
Obi
Origins
Theory
Woodland

Grade E

Aegean
Demure
Ikat Square
Kampala
Katazome
Kimono
Marquee
Midpoint
Meroe
Nature Walk
Sherman
Vatera
Whip

Grade F

Atelier
Biscayne
Century
Cornaro
Glider
Liberty
Mod Plaid
Rivington
Soon
Totem
Trivoli

Grade G

Amore
Cuddle Stripe
Djenne
Gibson
Haze
Kinabalu
Kingston
Melange
Rattan
Spencer
Striae Stripe
Utrillo
Ultrasuede ♣

Grade H

Firefly
Haiku

Grade I

Cato
Dynamic
Limani
North Island

Spinneybeck Leather Options for Mobile Pedestal Seat Cushions

Grade U

Volo

Grade V

Andes
España
Maremma
Velluto Pelle

Grade W

Alaska
Amazon
Arizona
Derby
Sabrina

Grade X

Ducale
Ducale Velours

Grade Y

Cervo
Copenhagen
Cordovan
Distressed
Marissa
Prima
Riva
Saddle
Salon

Pedestal cushions are upholstered (from the front to the back of the pedestal) with the fabric direction matching the textile sample.

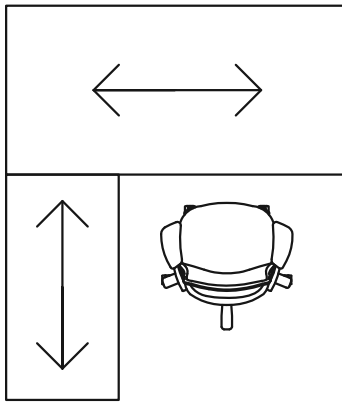
COM (Customer's Own Material)

COM can be applied to Antenna Workspaces product on a select basis. Pricing for COM fabrics is at Grade B.

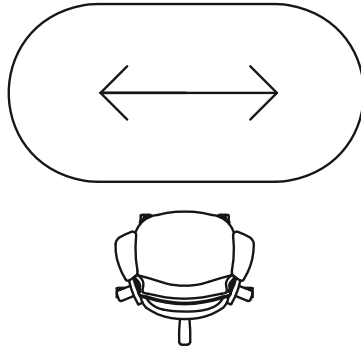
Note: Always contact your Customer Service Representative prior to sending any COM (including pre-approved KnollTextiles) to the manufacturing facility. Yardage requirements assume the fabric is 66" wide. If the COM is less than 66" wide, add 15% to the total yardage. For Customers Own Material (COM) applications, specify 0.75 yards of fabric for 17" deep mobile pedestal seat cushions and 0.90 yards for 23" deep seat cushions.

♣ = CAL 133 Pre-approved

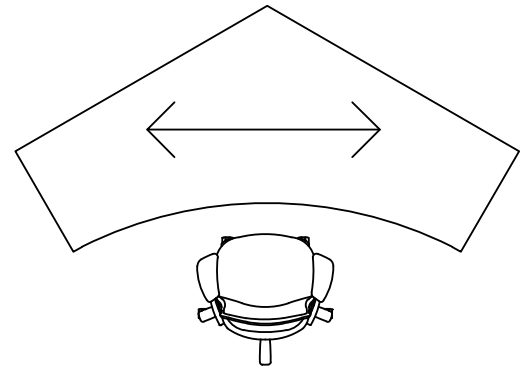
Grain Direction Planning Guidelines



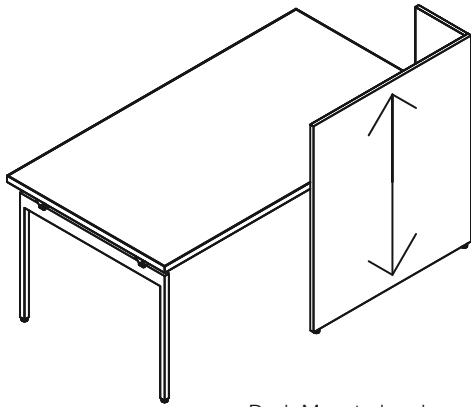
Rectangular Tops



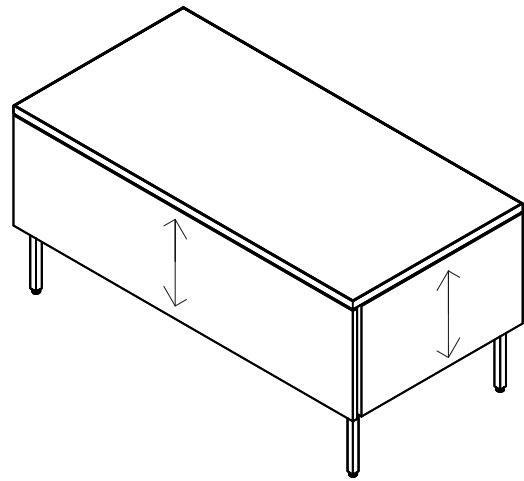
Track Shaped Tables



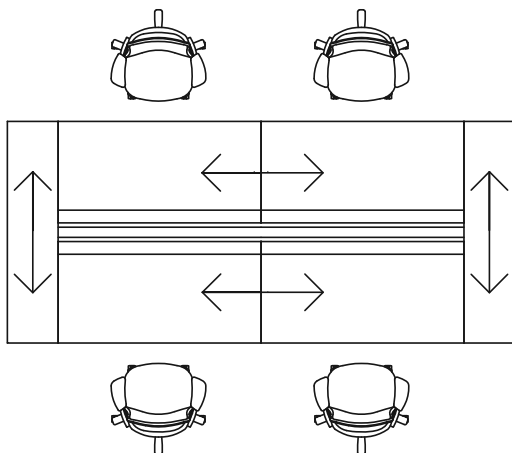
120 Degree Tops



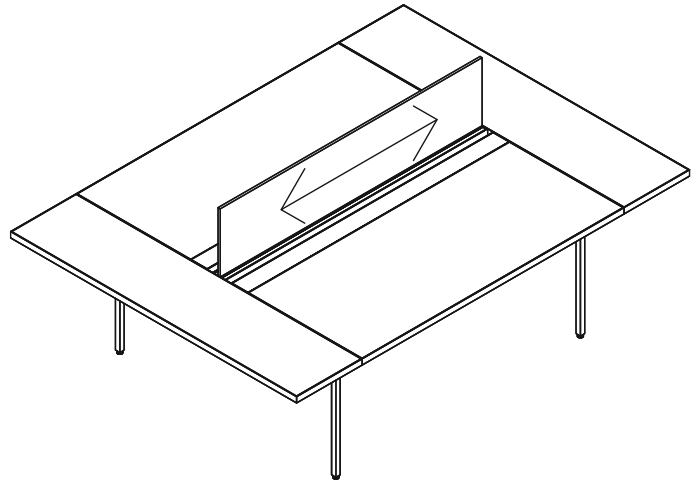
Desk Mounted and Floorstanding Screens



Modesty and End Panels

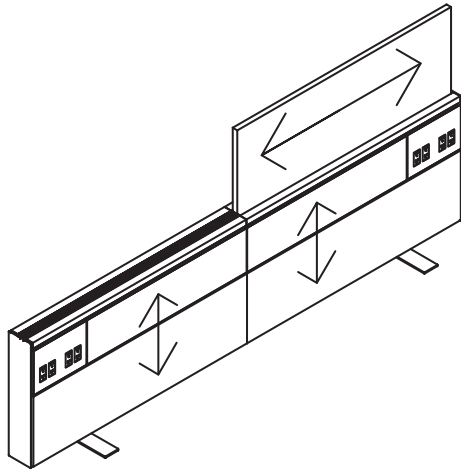


Big Table with Extension Tops or Cabinets

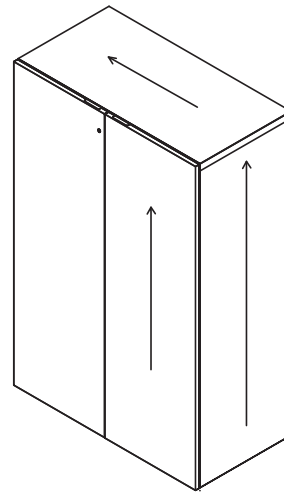


Big Table and Fence Screens

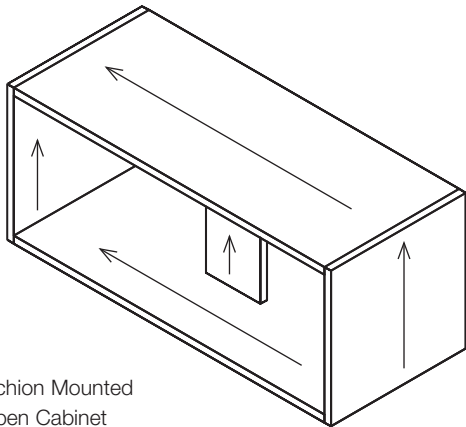
Grain Direction Planning Guidelines



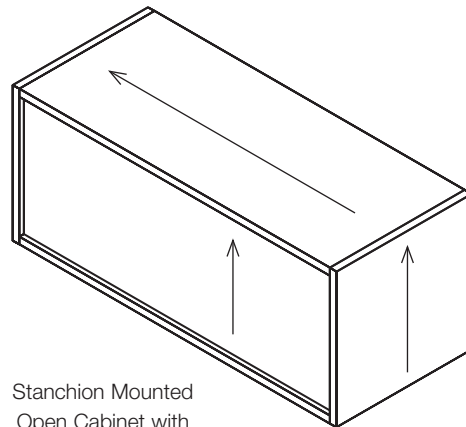
Fence Covers
and Screens



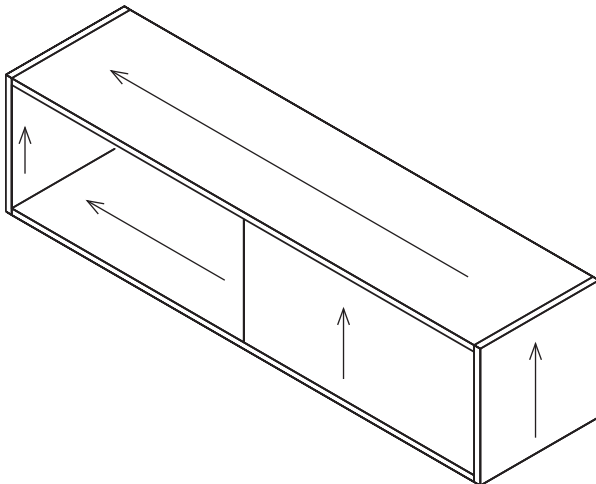
Floorstanding Cabinets



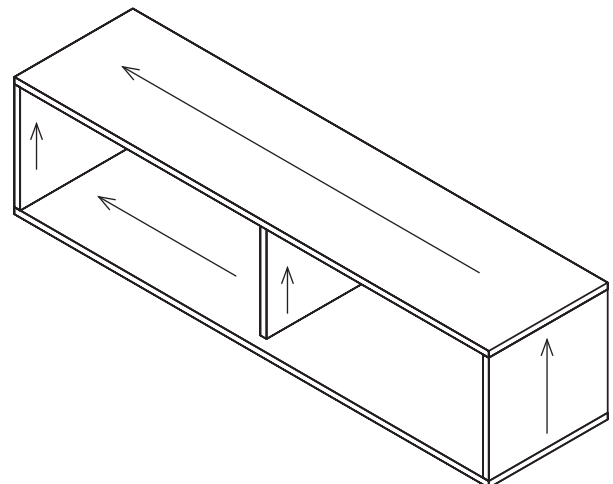
Stanchion Mounted
Open Cabinet



Stanchion Mounted
Open Cabinet with
Open Front with
Enclosed Back



Stanchion Mounted Shared Cabinet



Wall Mount Open Cabinet

Wall Mounting Guidelines for Cabinets

Wall Mounting Suggestions

The following information is provided only as a guide, and represents minimum recommendations only. Knoll does not accept responsibility for the attachment of any Knoll product to a Customer's site wall. Wall specification/construction is the responsibility of the Customer and its structural engineer/architect. Failure to properly attach Knoll products to adequate wall structures can lead to property damage and/or personal injury.

You should consult your own structural engineers and/or architects and must not rely on the information provided herein.

It is the responsibility of the Customer and its structural engineers/architects to verify that the permanent structural walls (studs, blocks, solid masonry, etc.) on which the Knoll products are intended to be mounted

are designed appropriately to support the product weight, PLUS 3 lbs. per linear inch for each useable shelf length

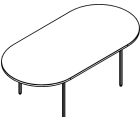

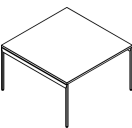
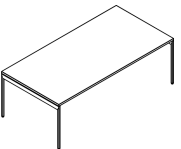
NOTE: A cabinet's top is considered a "useable shelf" and MUST be included in the calculation of the total load for an overhead cabinet.

It is the responsibility of the Customer and its structural engineer/architects to specify the fasteners and method for attaching the Knoll supplied wall mounting cleat, bracket, frame, etc. to the supporting wall and to confirm that the installers have adhered to these specifications. For all local building standards and codes, and additional requirements (including, but not limited to, seismic conditions) the Customer should always consult local code agencies.

Wall Mounting Guidelines for Cabinets

	EXISTING CONSTRUCTION					
	NEW CONSTRUCTION	Cinder Block or Poured Concrete Masonry Wall	Wood Stud Wall, the studs being FULL HEIGHT to the roof/floor above	Wood Stud Wall, the studs being only Ceiling Height	Steel Stud Wall, the studs being FULL HEIGHT to the roof/floor above	Steel Stud Wall, the studs being only Ceiling Height
Stud Specification	Wood studs, grade #2 or better, 3 1/2" minimum width, OR Metal studs, minimum 25 gage thickness, 3 5/8" minimum width	The wall must be a minimum of 6" thick, and must be full height to the roof/floor structure above	Wood studs must be Grade #2, or better, 3 1/2" minimum width	Wood studs must be Grade #2, or better, 3 1/2" minimum width	Metal studs must be minimum 25 gage thickness, 3 5/8" minimum width	Metal studs must be minimum 25 gage thickness, 3 5/8" minimum width
Stud Centers	Metal and wood studs must be spaced at 16" c/c maximum	N/A	Wood studs must be spaced at 16" c/c maximum	Wood studs must be spaced at 16" c/c maximum"	Metal studs must be spaced at 16" c/c maximum	Metal studs must be spaced at 16" c/c maximum
Stud Height	Metal and wood studs must extend upwards, and be securely attached to the roof/floor structure above			Wood studs must be braced above the ceiling, and be securely attached to the roof/floor structure above Affix #2 grade 'cap' across the top of the studs, then place diagonal studs from the top cap up to underside of the roof/floor structure above		Metal studs must be braced above the ceiling, and be securely attached to the roof/floor structure above Affix metal bracing 'cap' across the top of the studs, then place diagonal studs from the top cap up to underside of the roof/floor structure above
Mounting the Knoll Supplied Cleat, Bracket, Frame, etc*	Insert a 2" X 6" wood block, #2 grade or better, [or a Danback™ flexible wood backing system] horizontally between each of the studs to accommodate the full width of the cabinet, and beyond to the next stud. Fasten the wood block to each stud using three screws at the ends of each block. (Fasten the Danback™ as directed by the manufacturer) Fasten the Knoll supplied wall mounting cleat, bracket, frame, etc directly to each wood block every 6" For wall mounting structures that have a rectangular frame-like configuration: fasten the top horizontal element of the frame to the wood blocking every 6", and fasten the lower horizontal element to each wall stud, using one fastener per stud.	Fasten the Knoll supplied cabinet wall mounting cleat, bracket, frame, etc. directly to the masonry wall every 6" For wall mounting structures that have a rectangular frame-like configuration: fasten the top horizontal element of the frame to the wall every 6", and fasten the lower horizontal element to the wall every 16"	In the desired location of the cabinet mounting rail, remove an 8" high section of drywall the width of the cabinet, and beyond to the next stud. Insert a 2" X 6" wood block, #2 grade or better, horizontally between each of the exposed studs. Fasten the wood block to each stud using three screws at the ends of each block. Replace the drywall and repair as desired. Fasten the Knoll supplied wall mounting cleat, rail, frame, etc directly to the wood block every 6" For wall mounting structures that have a rectangular frame-like configuration: fasten the top horizontal element of the frame to the wood blocking every 6", and fasten the lower horizontal element to each wall stud, using one fastener per stud.	In the desired location of the cabinet mounting rail, remove an 8" high section of drywall the width of the cabinet, and beyond to the next stud. Insert a 2" X 6" wood block, #2 grade or better, horizontally between each of the exposed studs. Fasten the wood block to each stud using three screws at the ends of each block. Replace the drywall and repair as desired. Fasten the Knoll supplied wall mounting cleat, rail, frame, etc directly to the wood block every 6" For wall mounting structures that have a rectangular frame-like configuration: fasten the top horizontal element of the frame to the wood blocking every 6", and fasten the lower horizontal element to each wall stud, using one fastener per stud.	In the desired location of the cabinet mounting rail, remove an 8" high section of drywall the width of the cabinet, and beyond to the next stud. Insert a 2" X 6" wood block, #2 grade or better, [or a Danback™ flexible wood backing system] horizontally between each of the exposed studs. Fasten the wood block to each stud using three screws at the ends of each block. Replace the drywall and repair as desired. Fasten the Knoll supplied wall mounting cleat, rail, frame, etc directly to the wood block every 6" For wall mounting structures that have a rectangular frame-like configuration: fasten the top horizontal element of the frame to the wood blocking every 6", and fasten the lower horizontal element to each wall stud, using one fastener per stud.	In the desired location of the cabinet mounting rail, remove an 8" high section of drywall the width of the cabinet, and beyond to the next stud. Insert a 2" X 6" wood block, #2 grade or better, [or a Danback™ flexible wood backing system] horizontally between each of the exposed studs. Fasten the wood block to each stud using three screws at the ends of each block. Replace the drywall and repair as desired. Fasten the Knoll supplied wall mounting cleat, rail, frame, etc directly to the wood block every 6" For wall mounting structures that have a rectangular frame-like configuration: fasten the top horizontal element of the frame to the wood blocking every 6", and fasten the lower horizontal element to each wall stud, using one fastener per stud.
*Graham Wall Hung Shelf	The Graham Wall Hung Shelf Bracket (and others like it) requires full support behind the full height of the bracket This should be accomplished by insertion of additional 2"X 6" wood blocking between the studs as defined above	Fasten the Knoll supplied wall mounting brackets directly to the masonry wall, using the holes provided in each bracket	The Graham Wall Hung Shelf Bracket (and others like it) requires full support behind the full height of the bracket This should be accomplished by insertion of additional 2"X 6" wood blocking between the studs as defined above	The Graham Wall Hung Shelf Bracket (and others like it) requires full support behind the full height of the bracket This should be accomplished by insertion of additional 2"X 6" wood blocking between the studs as defined above	The Graham Wall Hung Shelf Bracket (and others like it) requires full support behind the full height of the bracket This should be accomplished by insertion of additional 2"X 6" wood blocking between the studs as defined above	The Graham Wall Hung Shelf Bracket (and others like it) requires full support behind the full height of the bracket This should be accomplished by insertion of additional 2"X 6" wood blocking between the studs as defined above
Fasten the Knoll supplied wall cleat with...	#10 x 2 1/2" Grabber Woodys Screws or equiv. @ 6" c/c, screwed directly into the wood blocking	3/16" x 3 1/2" Tapcon Masonry Screws or equiv. @ 6" c/c with 1-1/4" embedment, screwed directly into the masonry wall	#10 x 2 1/2" Grabber Woodys Screws or equiv. @ 6" c/c, screwed directly into the wood blocking	#10 x 2 1/2" Grabber Woodys Screws or equiv. @ 6" c/c, screwed directly into the wood blocking	#10 x 2 1/2" Grabber Woodys Screws or equiv. @ 6" c/c, screwed directly into the wood blocking	#10 x 2 1/2" Grabber Woodys Screws or equiv. @ 6" c/c, screwed directly into the wood blocking

24" and 30" Deep Antenna Tops Track, Round, Square and Rectangle

description	w	d	h	pattern no.	Laminate (L)	M/V1 (V)	V2 (V)	V3 (V)	Chrome Base Upcharge
Tables with Track Shaped Antenna Tops	72"	36"	28 1/2"	YKTT7236D()	\$2,291.	\$3,905.	\$4,302.	\$5,215.	n/a
	84"	42"	28 1/2"	YKTT8442D()	2,466.	4,474.	4,952.	6,048.	n/a
	96"	48"	28 1/2"	YKTT9648D()	2,733.	5,090.	5,645.	6,922.	n/a
Tables with Round Shaped Antenna Tops	42"	42"	18 1/2"	YKTR42L()	1,851.	3,561.	3,920.	4,739.	718.
	42"	42"	24 1/2"	YKTR42M()	1,851.	3,561.	3,920.	4,739.	718.
	42"	42"	28 1/2"	YKTR42D()	1,851.	3,561.	3,920.	4,739.	718.
	48"	48"	28 1/2"	YKTR48D()	2,028.	3,754.	4,140.	5,020.	734.
Tables with Square Shaped Antenna Tops	30"	30"	18 1/2"	YKTS3030L()	1,593.	2,003.	2,121.	2,452.	734.
	30"	30"	24 1/2"	YKTS3030M()	1,593.	2,003.	2,121.	2,452.	734.
	30"	30"	28 1/2"	YKTS3030D()	1,593.	2,003.	2,121.	2,452.	734.
	36"	36"	28 1/2"	YKTS3636D()	1,738.	2,156.	2,291.	2,656.	872.
	42"	42"	28 1/2"	YKTS4242D()	1,906.	2,490.	2,681.	3,153.	953.
	48"	48"	28 1/2"	YKTS4848D()	2,074.	2,831.	3,052.	3,637.	1,053.
Tables with Rectangle Shaped Antenna Tops	48"	24"	28 1/2"	YKTS4824D()	1,686.	2,091.	2,218.	2,562.	569.
	54"	27"	28 1/2"	YKTS5427D()	1,861.	2,282.	2,418.	2,808.	718.
	60"	30"	28 1/2"	YKTS6030D()	2,059.	2,411.	2,555.	3,009.	734.
	72"	36"	28 1/2"	YKTS7236D()	2,223.	2,653.	2,857.	3,350.	872.
	84"	42"	28 1/2"	YKTS8442D()	2,656.	2,972.	3,173.	3,722.	953.

Ordering Information

- Tables**
1. Pattern Number
 2. Top Finish
 3. Edge Finish
(for laminate tops only)
 4. Rail Paint Finish
 5. Cradle Paint Finish
(for chrome legs only)
 6. Leg Paint Finish

Order Code

Tables	
<i>Example:</i>	YKTS3030DL, 118T, 118T, 118T, 118T, 118T
YK	Table Kit
TS	Antenna Square Top
30	Depth
30	Width
D	Desk Height
L	Laminate
118T	Bright White Top
118T	Bright White Edge
118T	Bright White Paint
118T	Bright White Paint
118T	Bright White Paint

Included With

- Tables**
- Antenna Top
 - (2) Rails
 - (2) End Legs
 - (4) Cradles
 - (4) Leveling Glides
 - Attachment Hardware

Options

- Table**
- Top Finish Options:**
 (L) = Laminate
 (M) = Laminate top with wood edge
 (V) = Veneer
- Leg Finish Options:**
- End Legs are available in Knoll core paints, Clear (138), Dark Red (130) and Slate blue (131) paint finishes, as well as polished chrome (PD) finish.
- Add the chrome base upcharge to the table list price when the table base is specified with a chrome finish.
- Chrome base is not available on track shaped tables.

24" and 30" Deep Glass Tops Track, Round, Square and Rectangle

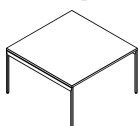
description	w	d	h	pattern no.	Clear Glass (TEMP)	Powder Glass (GL13)	Starfire Clear Glass (GL85)	Grey Glass (GL35)	Back Painted Black Glass (GL11)	Back Painted White Glass (GL18)	Chrome Base Upchg.
Tables with Track Shaped Glass Tops	72"	36"	27 ³ / ₄ "	YKTT7236DG	\$6,021.	\$7,559.	\$8,248.	\$9,763.	\$11,396.	\$11,396.	n/a
	84"	42"	27 ³ / ₄ "	YKTT8442DG	6,670.	8,759.	9,701.	11,411.	13,994.	13,994.	n/a
	96"	48"	27 ³ / ₄ "	YKTT9648DG	7,410.	10,128.	11,379.	13,327.	16,954.	16,954.	n/a



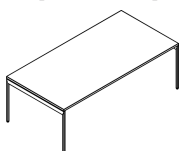
Tables with Round Shaped Glass Tops	42"	42"	17 ³ / ₄ "	YKTR42LG	4,228.	5,268.	5,738.	6,845.	8,298.	8,298.	718.
	42"	42"	23 ³ / ₄ "	YKTR42MG	4,228.	5,268.	5,738.	6,845.	8,298.	8,298.	718.
	42"	42"	27 ³ / ₄ "	YKTR42DG	4,228.	5,268.	5,738.	6,845.	8,298.	8,298.	718.
	48"	48"	27 ³ / ₄ "	YKTR48DG	4,671.	6,033.	6,638.	7,854.	9,445.	9,445.	734.



Tables with Square Shaped Glass Tops	30"	30"	17 ³ / ₄ "	YKTS3030LG	3,202.	3,728.	3,971.	5,475.	5,066.	5,066.	734.
	30"	30"	23 ³ / ₄ "	YKTS3030MG	3,202.	3,728.	3,971.	5,475.	5,066.	5,066.	734.
	30"	30"	27 ³ / ₄ "	YKTS3030DG	3,202.	3,728.	3,971.	5,475.	5,066.	5,066.	734.
	36"	36"	27 ³ / ₄ "	YKTS3636DG	3,490.	4,262.	4,603.	6,156.	6,179.	6,179.	872.
	42"	42"	27 ³ / ₄ "	YKTS4242DG	3,920.	4,962.	5,432.	7,103.	7,581.	7,581.	953.
	48"	48"	27 ³ / ₄ "	YKTS4848DG	4,269.	5,629.	6,245.	8,023.	9,052.	9,052.	1,053.



Tables with Rectangle Shaped Glass Tops	48"	24"	27 ³ / ₄ "	YKTS4824DG	2,985.	3,670.	3,976.	4,403.	5,372.	5,372.	569.
	54"	27"	27 ³ / ₄ "	YKTS5427DG	3,446.	4,312.	4,706.	5,253.	6,468.	6,468.	718.
	60"	30"	27 ³ / ₄ "	YKTS6030DG	4,365.	5,425.	5,903.	6,620.	8,093.	8,093.	734.
	72"	36"	27 ³ / ₄ "	YKTS7236DG	4,904.	6,432.	7,134.	8,074.	10,267.	10,267.	872.
	84"	42"	27 ³ / ₄ "	YKTS8442DG	6,063.	8,451.	9,531.	10,045.	14,404.	14,404.	953.



Ordering Information

Tables

1. Pattern Number
2. Top Finish
3. Rail Paint Finish
4. Cradle Paint Finish (for chrome legs only)
5. Leg Paint Finish

Order Code

Tables

Example: **YKTS4824DG, TEMP, 118T, 118T, 118T**

YK	Table Kit
TS	Antenna Square Top
48	Depth
24	Width
D	Desk Height
G	Glass
TEMP	Clear Glass
118T	Bright White Rails
118T	Bright White Cradles
118T	Bright White Legs

Included With

Tables

- Glass Top
- (2) Rails
- (2) End Legs
- (4) Cradles
- (4) Leveling Glides
- Attachment Hardware

Options

Table

Glass Top Finish Options:

Add finish option as suffix to pattern number:

- (TEMP) = Clear Glass
- (GL13) = Powder Glass
- (GL85) = Starfire Clear Glass
- (GL35) = Grey Tinted Glass
- (GL11) = Back Painted Black Glass
- (GL18) = Back Painted White Glass

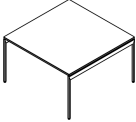
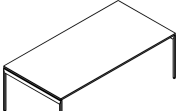
Leg Finish Options:

End Legs are available in Knoll core paints, Clear (138), Dark Red (130) and Slate blue (131) paint finishes, as well as polished chrome (PD) finish.

Add the chrome base upcharge to the table list price when the table base is specified with a chrome finish.

Chrome base is not available on track shaped tables.

24" and 30" Deep
 Overlay Tops
 Square and Rectangle

description	width	depth	height	pattern number	Color Core Laminate (C)	V1 (V)	V2 (V)	V3 (V)	Chrome Base Upcharge
Tables with Square Shaped Overlay Tops 	30"	30"	18 1/2"	YKPTS3030L()	\$3,787.	\$2,929.	\$3,190.	\$3,787.	\$734.
	30"	30"	24 1/2"	YKPTS3030M()	3,787.	2,929.	3,190.	3,787.	734.
	30"	30"	28 1/2"	YKPTS3030D()	3,787.	2,929.	3,190.	3,787.	734.
	36"	36"	28 1/2"	YKPTS3636D()	4,030.	3,111.	3,389.	4,030.	872.
	42"	42"	28 1/2"	YKPTS4242D()	4,295.	3,317.	3,616.	4,295.	953.
	48"	48"	28 1/2"	YKPTS4848D()	4,521.	3,482.	3,793.	4,521.	1,053.
Tables with Rectangle Shaped Overlay Tops 	48"	24"	28 1/2"	YKPTS4824D()	3,892.	3,013.	3,276.	3,895.	569.
	54"	27"	28 1/2"	YKPTS5427D()	4,186.	3,231.	3,524.	4,186.	718.
	60"	30"	28 1/2"	YKPTS6030D()	4,384.	3,372.	3,679.	4,384.	734.
	72"	36"	28 1/2"	YKPTS7236D()	4,713.	3,606.	4,100.	4,713.	872.
	84"	42"	28 1/2"	YKPTS8442D()	5,200.	4,009.	4,369.	5,200.	953.

Ordering Information

- Tables**
1. Pattern Number
 2. Top Finish
 3. Edge Finish
(for laminate tops only)
 4. Rail Paint Finish
 5. Cradle Paint Finish
(for chrome legs only)
 6. Leg Paint Finish

Order Code

Tables

Example: **YKPTS3030DL, 311, V440, 118T, 118T, 118T**

YK	Table Kit
PTS	Overlay Square Top
30	Depth
30	Width
D	Desk Height
C	Color Core Laminate
311	Solid Gallery White Top
V440	Natural Hemlock Edge
118T	Bright White Paint
118T	Bright White Paint

Included With

- Tables**
- Antenna Top
 - (2) Rails
 - (2) End Legs
 - (4) Cradles
 - (4) Leveling Glides
 - Attachment Hardware



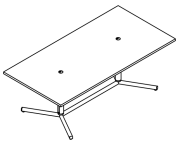
Options

- Table**
- Top Finish Options:**
 (C) = Color Core Laminate
 (V) = Veneer
- Leg Finish Options:**
- Table Desk End Legs are available in Knoll core paints, Clear (138), Dark Red (130) and Slate blue (131) paint finishes, as well as polished chrome (PD) finish.
- Add the chrome base upcharge to the table list price when the table base is specified with a chrome finish.

Y-base tables

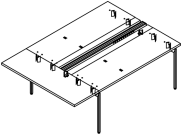
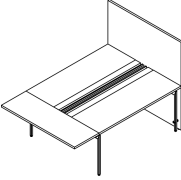
Antenna tops

Round, track and rectangle

description	type	w	d	h	pattern no.	Laminate (L)	M/V1 (V)	V2 (V)	V3 (V)	
Tables with Round Shape Antenna Tops 	medium height	36" dia.		24 1/2"	YKTR36YMN	\$1,962.	\$4,245.	\$4,325.	\$4,814.	
		42" dia.		24 1/2"	YKTR42YMN	2,449.	4,732.	4,855.	5,385.	
	desk height	36" dia.		28 1/2"	YKTR36YDN	2,045.	4,325.	4,407.	4,893.	
		42" dia.		28 1/2"	YKTR42YDN	2,531.	4,814.	4,936.	5,465.	
	standing height	36" dia.		36 1/2"	YKTR36YHN	2,167.	4,449.	4,529.	5,019.	
	Tables with Track Shape Antenna Tops 	desk height	72"	36"	28 1/2"	YKTT7236YDN	4,088.	6,083.	6,207.	6,981.
84"			42"	28 1/2"	YKTT8442YDN	5,147.	7,020.	7,182.	8,163.	
standing height		72"	36"	36 1/2"	YKTT7236YHN	4,330.	6,328.	6,450.	7,226.	
		84"	42"	36 1/2"	YKTT8442YHN	5,390.	7,265.	7,427.	8,406.	
Tables with Rectangle Shape Antenna Tops 		desk height	72"	36"	28 1/2"	YKTS7236YDN	3,925.	4,251.	4,414.	5,147.
			84"	42"	28 1/2"	YKTS8442YDN	4,780.	5,147.	5,390.	6,366.
	standing height	72"	36"	36 1/2"	YKTS7236YHN	4,169.	4,494.	4,819.	5,554.	
		84"	42"	36 1/2"	YKTS8442YHN	5,023.	5,390.	5,636.	6,615.	

Ordering Information	Order Code	Included With	Options
Tables 1. Pattern Number 2. Grommet / no grommet 3. Top surface type 4. Top finish 5. Edge Finish (for laminate tops only) 6. Base finish (paint) 7. Grommet finish (paint)	Tables <i>Example:</i> YKTR36YMGL, 118T, 118T, 118T, 118T, 118T <hr/> YK Antenna Assembly <hr/> T Antenna Square Top <hr/> R Shape <hr/> 36 Size <hr/> Y Base Type <hr/> L Laminate <hr/> 118T Bright White Top <hr/> 118T Bright White Edge <hr/> 118T Bright White Base <hr/> 118T Bright White Grommet	Tables Antenna Top Top plate(s) Center post Base spokes Levelers Attachment Hardware	Table (C) Grommet(s) (N) No grommet For grommets; add \$25 for round and \$50 for track shape and rectangle tops. Top Finish Options: (L) = Laminate (M) = Laminate top with wood edge (V) = Veneer Top may be specified in any Knoll core laminate or veneer. Leg Finish Options: Bases are available in Knoll core paints, Dark Red (130) and Slate blue (131) paint finishes.

Media Enclave
*Antenna tops
 laminate only*

description	w	d	h	pattern no.	L	LM
Media enclave 	78"	53 1/2"	28 1/2"	YKME7854NE	\$6,481.	
Media enclave with end panel 	78"	53 1/2"	56"	YKME7854HE	7,810.	8,150.
Power kit for media enclave				YKME4DA	983.	

Ordering Information

Media Enclave

1. Pattern Number
2. Top finish
3. Edge Finish
4. Center beam finish
5. Base finish

Media Enclave with End Panel

1. Pattern Number
2. Top finish
3. Edge Finish
4. End panel finish
5. Edge finish
6. Center beam finish
7. Base finish

Order Code

Media Enclave

Example: **YKME7854NEL**
118,118,118,118

YK	Antenna Assembly
ME	Media Enclave
78	Width
54	Depth
NE	No end panel
L	Laminate
118	Top laminate
118	Top edge
118	Center beam finish
118	Base finish

Included With

Media Enclave

Antenna Top
 Center beam
 End Legs
 Rails
 Connecting Hardware
 End panel (if applicable)

Options

Media Enclave



HE high end panel
 NE no end panel

Leg Finish Options:

Legs may be specified in any Knoll core paints, Clear (138), Dark Red (130) and Slate blue (131) paint finishes.

Antenna Tops For Desks or Big Tables

18" and 24" Deep Rectangular

description	w	d	h	pattern no.	Laminate (L)	M/V1 (V)	V2 (V)	V3 (V)
Antenna Tops, 18" Deep Rectangular 	30"	18"	1 1/4"	YT3018	\$276.	\$625.	\$718.	\$972.
	36"	18"	1 1/4"	YT3618	308.	659.	758.	1,026.
	42"	18"	1 1/4"	YT4218	356.	696.	800.	1,076.
	48"	18"	1 1/4"	YT4818	399.	722.	831.	1,123.
	54"	18"	1 1/4"	YT5418	422.	757.	874.	1,175.
	60"	18"	1 1/4"	YT6018	460.	795.	917.	1,233.
	66"	18"	1 1/4"	YT6618	494.	828.	954.	1,288.
	72"	18"	1 1/4"	YT7218	521.	866.	991.	1,340.
	78"	18"	1 1/4"	YT7818	561.	897.	1,033.	1,399.
	84"	18"	1 1/4"	YT8418	589.	942.	1,085.	1,465.
	90"	18"	1 1/4"	YT9018	657.	986.	1,128.	1,531.
96"	18"	1 1/4"	YT9618	728.	1,022.	1,171.	1,582.	
Antenna Tops, 24" Deep Rectangular 	30"	24"	1 1/4"	YT3024	317.	680.	779.	1,056.
	36"	24"	1 1/4"	YT3624	354.	715.	821.	1,109.
	42"	24"	1 1/4"	YT4224	405.	751.	865.	1,163.
	48"	24"	1 1/4"	YT4824	454.	782.	899.	1,218.
	54"	24"	1 1/4"	YT5424	491.	835.	961.	1,297.
	60"	24"	1 1/4"	YT6024	531.	888.	1,024.	1,382.
	66"	24"	1 1/4"	YT6624	572.	926.	1,063.	1,437.
	72"	24"	1 1/4"	YT7224	597.	960.	1,107.	1,491.
	78"	24"	1 1/4"	YT7824	645.	1,005.	1,159.	1,561.
	84"	24"	1 1/4"	YT8424	680.	1,052.	1,206.	1,629.
	90"	24"	1 1/4"	YT9024	764.	1,093.	1,259.	1,696.
96"	24"	1 1/4"	YT9624	832.	1,134.	1,308.	1,764.	

Tops

Ordering Information

Antenna Tops

1. Pattern Number
2. Top Finish
3. Edge Finish (for laminate tops only)

Order Code

Antenna Tops

Example: **YT7824L, 118, 118**

YT	Pattern Number
78	Width
24	Depth
L	Laminate
118	Bright White Top
118	Bright White Edge

Included With

Antenna Tops

Options

Antenna Tops



Top Finish Options:

Add an (L) for laminate, (M) for laminate with wood edge or (V) for veneer suffix to pattern number.

Specify 18" deep tops for return or bridge applications only.

Antenna Tops For Desks or Big Tables

27" and 30" Deep Rectangular

description	w	d	h	pattern no.	Laminate (L)	M/V1 (V)	V2 (V)	V3 (V)
Antenna Tops, 27" Deep Rectangular 	30"	27"	1 1/4"	YT3027	\$356.	\$703.	\$813.	\$1,096.
	36"	27"	1 1/4"	YT3627	399.	751.	865.	1,163.
	42"	27"	1 1/4"	YT4227	446.	782.	899.	1,218.
	48"	27"	1 1/4"	YT4827	491.	828.	954.	1,288.
	54"	27"	1 1/4"	YT5427	547.	882.	1,015.	1,366.
	60"	27"	1 1/4"	YT6027	594.	935.	1,072.	1,448.
	66"	27"	1 1/4"	YT6627	654.	960.	1,107.	1,491.
	72"	27"	1 1/4"	YT7227	682.	995.	1,146.	1,545.
	78"	27"	1 1/4"	YT7827	730.	1,039.	1,196.	1,617.
	84"	27"	1 1/4"	YT8427	771.	1,085.	1,243.	1,684.
	90"	27"	1 1/4"	YT9027	849.	1,134.	1,308.	1,764.
96"	27"	1 1/4"	YT9627	919.	1,180.	1,361.	1,830.	
Antenna Tops, 30" Deep Rectangular 	30"	30"	1 1/4"	YT3030	399.	743.	851.	1,148.
	36"	30"	1 1/4"	YT3630	441.	795.	917.	1,233.
	42"	30"	1 1/4"	YT4230	478.	820.	942.	1,271.
	48"	30"	1 1/4"	YT4830	531.	882.	1,015.	1,366.
	54"	30"	1 1/4"	YT5430	603.	935.	1,072.	1,448.
	60"	30"	1 1/4"	YT6030	661.	986.	1,132.	1,534.
	66"	30"	1 1/4"	YT6630	741.	1,005.	1,159.	1,561.
	72"	30"	1 1/4"	YT7230	764.	1,039.	1,196.	1,617.
	78"	30"	1 1/4"	YT7830	819.	1,085.	1,243.	1,684.
	84"	30"	1 1/4"	YT8430	869.	1,128.	1,296.	1,753.
	90"	30"	1 1/4"	YT9030	935.	1,180.	1,361.	1,830.
96"	30"	1 1/4"	YT9630	1,000.	1,224.	1,406.	1,901.	

Ordering Information

Antenna Tops

1. Pattern Number
2. Top Finish
3. Edge Finish (for laminate tops only)

Order Code

Antenna Tops

Example: **YT7827L, 118, 118**

YT	Pattern Number
78	Width
27	Depth
L	Laminate
118	Bright White Top
118	Bright White Edge

Included With

Antenna Tops

Options


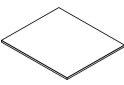
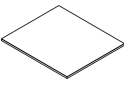
Antenna Tops

Top Finish Options:

Add an (L) for laminate, (M) for laminate with wood edge or (V) for veneer suffix to pattern number.

Antenna Tops For Desks or Big Tables

36", 42" and 48" Deep Rectangular

description	w	d	h	pattern no.	Laminate (L)	M/V1 (V)	V2 (V)	V3 (V)
Antenna Tops, 36" Deep Rectangular 	30"	36"	1 1/4"	YT3036	\$435.	\$795.	\$917.	\$1,233.
	36"	36"	1 1/4"	YT3636	482.	845.	973.	1,312.
	42"	36"	1 1/4"	YT4236	525.	897.	1,033.	1,399.
	48"	36"	1 1/4"	YT4836	582.	953.	1,096.	1,476.
	54"	36"	1 1/4"	YT5436	659.	1,005.	1,159.	1,561.
	60"	36"	1 1/4"	YT6036	730.	1,058.	1,217.	1,642.
	66"	36"	1 1/4"	YT6636	813.	1,111.	1,276.	1,721.
	72"	36"	1 1/4"	YT7236	839.	1,163.	1,337.	1,807.
	78"	36"	1 1/4"	YT7836	897.	1,217.	1,401.	1,888.
	84"	36"	1 1/4"	YT8436	956.	1,269.	1,461.	1,970.
	90"	36"	1 1/4"	YT9036	1,027.	1,326.	1,520.	2,051.
96"	36"	1 1/4"	YT9636	1,104.	1,365.	1,573.	2,119.	
Antenna Tops, 42" Deep Rectangular 	42"	42"	1 1/4"	YT4242	569.	964.	1,111.	1,500.
	84"	42"	1 1/4"	YT8442	1,053.	1,364.	1,572.	2,118.
Antenna Tops, 48" Deep Rectangular 	30"	48"	1 1/4"	YT3048	503.	919.	1,056.	1,423.
	36"	48"	1 1/4"	YT3648	555.	960.	1,107.	1,491.
	42"	48"	1 1/4"	YT4248	608.	1,031.	1,186.	1,597.
	48"	48"	1 1/4"	YT4848	697.	1,093.	1,259.	1,696.
	54"	48"	1 1/4"	YT5448	795.	1,157.	1,332.	1,796.
	60"	48"	1 1/4"	YT6048	879.	1,217.	1,401.	1,888.
	66"	48"	1 1/4"	YT6648	973.	1,276.	1,471.	1,986.
	72"	48"	1 1/4"	YT7248	1,014.	1,337.	1,538.	2,081.
	78"	48"	1 1/4"	YT7848	1,075.	1,401.	1,610.	2,169.
	84"	48"	1 1/4"	YT8448	1,146.	1,461.	1,681.	2,266.
	90"	48"	1 1/4"	YT9048	1,234.	1,520.	1,750.	2,360.
96"	48"	1 1/4"	YT9648	1,326.	1,573.	1,807.	2,439.	

Tops

Ordering Information

Antenna Tops

1. Pattern Number
2. Top Finish
3. Edge Finish (for laminate tops only)

Order Code

Antenna Tops

Example: **YT7836L, 118, 118**

YT	Pattern Number
78	Width
36	Depth
L	Laminate
118	Bright White Top
118	Bright White Edge

Included With

Antenna Tops

Options

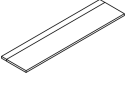
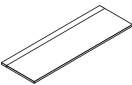
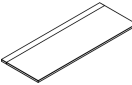
Antenna Tops

Top Finish Options:

Add an (L) for laminate, (M) for laminate with wood edge or (V) for veneer suffix to pattern number.

Antenna Hinged Access Tops for Big Tables

18", 24" and 27" Deep Rectangular

description	w	d	h	pattern no.	Laminate (L)	M/V1 (V)	V2 (V)	V3 (V)
Antenna Big Table Tops with Hinged Access, 18" Deep 	48"	18"	1 1/4"	YTH4818	\$913.	\$1,236.	\$1,342.	\$1,636.
	54"	18"	1 1/4"	YTH5418	936.	1,270.	1,388.	1,690.
	60"	18"	1 1/4"	YTH6018	973.	1,308.	1,427.	1,746.
	66"	18"	1 1/4"	YTH6618	1,009.	1,340.	1,467.	1,803.
	72"	18"	1 1/4"	YTH7218	1,034.	1,377.	1,507.	1,854.
	78"	18"	1 1/4"	YTH7818	1,072.	1,410.	1,547.	1,909.
	84"	18"	1 1/4"	YTH8418	1,105.	1,455.	1,594.	1,978.
Antenna Big Table Tops with Hinged Access, 24" Deep 	48"	24"	1 1/4"	YTH4824	916.	1,241.	1,428.	1,931.
	54"	24"	1 1/4"	YTH5424	951.	1,295.	1,489.	2,011.
	60"	24"	1 1/4"	YTH6024	987.	1,345.	1,549.	2,094.
	66"	24"	1 1/4"	YTH6624	1,031.	1,385.	1,591.	2,150.
	72"	24"	1 1/4"	YTH7224	1,057.	1,417.	1,632.	2,204.
	78"	24"	1 1/4"	YTH7824	1,100.	1,464.	1,684.	2,271.
	84"	24"	1 1/4"	YTH8424	1,134.	1,507.	1,732.	2,340.
Antenna Big Table Tops with Hinged Access, 27" Deep 	48"	27"	1 1/4"	YTH4827	951.	1,288.	1,481.	1,997.
	54"	27"	1 1/4"	YTH5427	1,005.	1,338.	1,539.	2,082.
	60"	27"	1 1/4"	YTH6027	1,056.	1,397.	1,600.	2,159.
	66"	27"	1 1/4"	YTH6627	1,115.	1,417.	1,632.	2,204.
	72"	27"	1 1/4"	YTH7227	1,137.	1,454.	1,675.	2,255.
	78"	27"	1 1/4"	YTH7827	1,189.	1,500.	1,721.	2,325.
	84"	27"	1 1/4"	YTH8427	1,233.	1,540.	1,772.	2,391.

Ordering Information

Antenna Big Table Tops

1. Pattern Number
2. Top Finish
3. Edge Finish
(for laminate tops only)
4. Paint Finish

Order Code

Antenna Big Table Tops

Example: **YTH7827L, 118, 118,**
118T

YT	Pattern Number
H	Hinged Access
78	Width
27	Depth
L	Laminate
118	Bright White Top
118	Bright White Edge
118T	Bright White Paint

Included With

Antenna Big Table Tops

Options

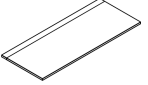
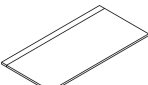
Antenna Big Table Tops

Top Finish Options:

Add an (L) for laminate, (M) for laminate with wood edge or (V) for veneer suffix to pattern number.

Antenna Hinged Access Tops for Big Tables

30" and 36" Deep Rectangular

description	w	d	h	pattern no.	Laminate (L)	M/V1 (V)	V2 (V)	V3 (V)
Antenna Big Table Tops with Hinged Access, 30" Deep 	48"	30"	1 1/4"	YTH4830	\$987.	\$1,338.	\$1,539.	\$2,082.
	54"	30"	1 1/4"	YTH5430	1,059.	1,397.	1,600.	2,159.
	60"	30"	1 1/4"	YTH6030	1,122.	1,445.	1,660.	2,244.
	66"	30"	1 1/4"	YTH6630	1,195.	1,472.	1,691.	2,287.
	72"	30"	1 1/4"	YTH7230	1,224.	1,500.	1,721.	2,325.
	78"	30"	1 1/4"	YTH7830	1,275.	1,540.	1,772.	2,391.
	84"	30"	1 1/4"	YTH8430	1,330.	1,585.	1,823.	2,461.
Antenna Big Table Tops with Hinged Access, 36" Deep 	48"	36"	1 1/4"	YTH4836	1,146.	1,515.	1,659.	2,038.
	54"	36"	1 1/4"	YTH5436	1,224.	1,572.	1,720.	2,125.
	60"	36"	1 1/4"	YTH6036	1,294.	1,622.	1,780.	2,208.
	66"	36"	1 1/4"	YTH6636	1,375.	1,678.	1,843.	2,289.
	72"	36"	1 1/4"	YTH7236	1,405.	1,729.	1,902.	2,372.
	78"	36"	1 1/4"	YTH7836	1,464.	1,780.	1,962.	2,453.
	84"	36"	1 1/4"	YTH8436	1,518.	1,832.	2,025.	2,534.

Tops

Ordering Information

Antenna Tops

1. Pattern Number
2. Top Finish
3. Edge Finish
(for laminate tops only)
4. Paint Finish

Order Code

Antenna Tops

Example: **YTH7830L, 118, 118,**

118T	
YT	Pattern Number
H	Hinged Access
78	Width
30	Depth
L	Laminate
118	Bright White Top
118	Bright White Edge
118T	Bright White Paint

Included With

Antenna Tops

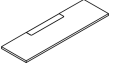
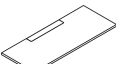
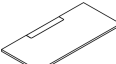
Options

Antenna Tops

Top Finish Options:

Add an (L) for laminate, (M) for laminate with wood edge or (V) for veneer suffix to pattern number.

Antenna Centered Hinged Access Tops for Big Tables 18", 24" and 27" Deep Rectangular

description	w	d	h	pattern no.	Laminate (L)	M/V1 (V)	V2 (V)	V3 (V)
Antenna Big Table Tops with Centered Hinged Access, 18" Deep 	48"	18"	1 1/4"	YTD4818	\$913.	\$1,236.	\$1,342.	\$1,636.
	54"	18"	1 1/4"	YTD5418	936.	1,270.	1,388.	1,690.
	60"	18"	1 1/4"	YTD6018	973.	1,308.	1,427.	1,746.
	66"	18"	1 1/4"	YTD6618	1,009.	1,340.	1,467.	1,803.
	72"	18"	1 1/4"	YTD7218	1,034.	1,377.	1,507.	1,854.
	78"	18"	1 1/4"	YTD7818	1,072.	1,410.	1,547.	1,909.
	84"	18"	1 1/4"	YTD8418	1,105.	1,455.	1,594.	1,978.
Antenna Big Table Tops with Centered Hinged Access, 24" Deep 	48"	24"	1 1/4"	YTD4824	916.	1,241.	1,428.	1,931.
	54"	24"	1 1/4"	YTD5424	951.	1,295.	1,489.	2,011.
	60"	24"	1 1/4"	YTD6024	987.	1,345.	1,549.	2,094.
	66"	24"	1 1/4"	YTD6624	1,031.	1,385.	1,591.	2,150.
	72"	24"	1 1/4"	YTD7224	1,057.	1,417.	1,632.	2,204.
	78"	24"	1 1/4"	YTD7824	1,100.	1,464.	1,684.	2,271.
	84"	24"	1 1/4"	YTD8424	1,134.	1,507.	1,732.	2,340.
Antenna Big Table Tops with Centered Hinged Access, 27" Deep 	48"	27"	1 1/4"	YTD4827	951.	1,288.	1,481.	1,997.
	54"	27"	1 1/4"	YTD5427	1,005.	1,338.	1,539.	2,082.
	60"	27"	1 1/4"	YTD6027	1,056.	1,397.	1,600.	2,159.
	66"	27"	1 1/4"	YTD6627	1,115.	1,417.	1,632.	2,204.
	72"	27"	1 1/4"	YTD7227	1,137.	1,454.	1,675.	2,255.
	78"	27"	1 1/4"	YTD7827	1,189.	1,500.	1,721.	2,325.
	84"	27"	1 1/4"	YTD8427	1,233.	1,540.	1,772.	2,391.

Ordering Information

Antenna Big Table Tops

1. Pattern Number
2. Top Finish
3. Door Finish
(for laminate tops only)
4. Edge Finish
(for laminate tops only)
5. Paint Finish

Order Code

Antenna Big Table Tops

Example: **YTD7827L, 118, 118, 118, 118T**

YT	Pattern Number
D	Centered Hinged Access
78	Width
27	Depth
L	Laminate
118	Bright White Top
118	Bright White Door
118	Bright White Edge
118T	Bright White Paint

Included With

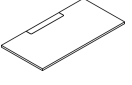
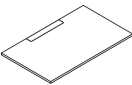
Antenna Big Table Tops

Options

Antenna Big Table Tops

Top Finish Options:
Add an (L) for laminate, (M) for laminate with wood edge or (V) for veneer suffix to pattern number.

Antenna Centered Hinged Access Tops for Big Tables 30" and 36" Deep Rectangular

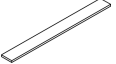
description	w	d	h	pattern number	Laminate (L)	M/V1 (V)	V2 (V)	V3 (V)
Antenna Big Table Tops with Centered Hinged Access, 30" Deep 	48"	30"	1 1/4"	YTD4830	\$987.	\$1,338.	\$1,539.	\$2,082.
	54"	30"	1 1/4"	YTD5430	1,059.	1,397.	1,600.	2,159.
	60"	30"	1 1/4"	YTD6030	1,122.	1,445.	1,660.	2,244.
	66"	30"	1 1/4"	YTD6630	1,195.	1,472.	1,691.	2,287.
	72"	30"	1 1/4"	YTD7230	1,224.	1,500.	1,721.	2,325.
	78"	30"	1 1/4"	YTD7830	1,275.	1,540.	1,772.	2,391.
	84"	30"	1 1/4"	YTD8430	1,330.	1,585.	1,823.	2,461.
Antenna Big Table Tops with Centered Hinged Access, 36" Deep 	48"	36"	1 1/4"	YTD4836	1,146.	1,515.	1,659.	2,038.
	54"	36"	1 1/4"	YTD5436	1,224.	1,572.	1,720.	2,125.
	60"	36"	1 1/4"	YTD6036	1,294.	1,622.	1,780.	2,208.
	66"	36"	1 1/4"	YTD6636	1,375.	1,678.	1,843.	2,289.
	72"	36"	1 1/4"	YTD7236	1,405.	1,729.	1,902.	2,372.
	78"	36"	1 1/4"	YTD7836	1,464.	1,780.	1,962.	2,453.
	84"	36"	1 1/4"	YTD8436	1,518.	1,832.	2,025.	2,534.

Tops

Ordering Information	Order Code	Included With	Options
Antenna Big Table Tops 1. Pattern Number 2. Top Finish 3. Door Finish (for laminate tops only) 4. Edge Finish (for laminate tops only) 5. Paint Finish	Antenna Big Table Tops <i>Example:</i> YTD7827L, 118, 118, 118, 118T <hr/> YT Pattern Number <hr/> D Centered Hinged Access <hr/> 78 Width <hr/> 27 Depth <hr/> L Laminate <hr/> 118 Bright White Top <hr/> 118 Bright White Door <hr/> 118 Bright White Edge <hr/> 118T Bright White Paint	Antenna Big Table Tops	Antenna Big Table Tops Top Finish Options: Add an (L) for laminate, (M) for laminate with wood edge or (V) for veneer suffix to pattern number.

Antenna Back Tops for Single Sided Big Tables

7.5" Deep Rectangular

description	w	d	pattern no.	Laminate (L)	M/V1 (V)	V2 (V)	V3 (V)
Antenna Back Tops for Single Sided Big Tables, 7.5" Deep 	48"	7.5"	YT4808	\$279.	\$551.	\$633.	\$824.
	54"	7.5"	YT5408	296.	575.	659.	860.
	60"	7.5"	YT6008	349.	626.	722.	937.
	66"	7.5"	YT6608	355.	638.	735.	956.
	72"	7.5"	YT7208	369.	652.	749.	972.
	78"	7.5"	YT7808	377.	659.	758.	986.
	84"	7.5"	YT8408	389.	718.	827.	1,070.

Ordering Information

Antenna Tops

1. Pattern Number
2. Top Finish
3. Edge Finish
(for laminate tops only)

Order Code

Antenna Tops

Example: **YT5408L, 118, 118**

YT	Top
54	Width
08	Depth
L	Laminate
118	Bright White Top
118	Bright White Edge

Included With

Antenna Tops

Options

Antenna Tops


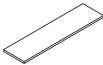



Top Finish Options:

Add an (L) for laminate, (M) for laminate with wood edge or (V) for veneer suffix to pattern number.

Antenna Extension Tops for Desks and Big Tables

15" and 18" Wide Rectangular

Antenna Workspaces

description	type	w	d	h	pattern no.	Laminate (L)	M/V1 (V)	V2 (V)	V3 (V)
Antenna Desk Extension Tops, 15" Wide Rectangular 	For use with 24" deep desk tops	15"	24"	1 1/4"	YTE1524	\$259.	\$492.	\$569.	\$764.
	For use with 27" deep desk tops	15"	27"	1 1/4"	YTE1527	269.	513.	587.	795.
	For use with 30" deep desk tops	15"	30"	1 1/4"	YTE1530	276.	528.	608.	821.
	For use with 36" deep desk tops	15"	36"	1 1/4"	YTE1536	308.	565.	649.	879.
Antenna Back to Back Desk Extension Tops, 15" Wide Rectangular 	For use with 18" deep back to back tops	15"	39 3/4"	1 1/4"	YTE1539	412.	589.	680.	919.
	For use with 24" deep back to back tops	15"	51 3/4"	1 1/4"	YTE1552	474.	663.	763.	1,031.
	For use with 27" deep back to back tops	15"	57 3/4"	1 1/4"	YTE1558	491.	689.	795.	1,068.
	For use with 30" deep back to back tops	15"	63 3/4"	1 1/4"	YTE1564	514.	717.	825.	1,117.
	For use with 36" deep back to back tops	15"	75 3/4"	1 1/4"	YTE1576	531.	730.	828.	1,180.
Antenna Dual Sided Big Table Extension Tops, 15" Wide Rectangular 	For use with 18" deep dual big table tops	15"	41 1/2"	1 1/4"	YTE1541	412.	589.	680.	919.
	For use with 24" deep dual big table tops	15"	53 1/2"	1 1/4"	YTE1553	474.	663.	763.	1,031.
	For use with 27" deep dual big table tops	15"	59 1/2"	1 1/4"	YTE1559	491.	689.	795.	1,068.
	For use with 30" deep dual big table tops	15"	65 1/2"	1 1/4"	YTE1565	514.	717.	825.	1,117.
	For use with 36" deep dual big table tops	15"	77 1/2"	1 1/4"	YTE1577	531.	730.	828.	1,180.
Antenna Dual Sided Big Table Extension Tops, 18" Wide Rectangular 	For use with 18" deep dual big table tops	18"	41 1/2"	1 1/4"	YTE1841	422.	707.	816.	1,100.
	For use with 24" deep dual big table tops	18"	53 1/2"	1 1/4"	YTE1853	487.	799.	916.	1,239.
	For use with 27" deep dual big table tops	18"	59 1/2"	1 1/4"	YTE1859	538.	831.	954.	1,288.
	For use with 30" deep dual big table tops	18"	65 1/2"	1 1/4"	YTE1865	553.	866.	985.	1,336.
	For use with 36" deep dual big table tops	18"	77 1/2"	1 1/4"	YTE1877	585.	881.	1,012.	1,402.
Antenna Single Sided Big Table Extension Tops, 15" Wide Rectangular 	For use with 18" deep single big table tops	15"	31"	1 1/4"	YTE1531	275.	606.	695.	899.
	For use with 24" deep single big table tops	15"	37"	1 1/4"	YTE1537	300.	623.	717.	929.
	For use with 27" deep single big table tops	15"	40"	1 1/4"	YTE1540	309.	630.	728.	943.
	For use with 30" deep single big table tops	15"	43"	1 1/4"	YTE1543	315.	689.	793.	1,029.
	For use with 36" deep single big table tops	15"	49"	1 1/4"	YTE1549	366.	707.	816.	1,058.

Tops

Ordering Information

Antenna Extension Tops

1. Pattern Number
2. Top Finish
3. Edge Finish
(for laminate tops only)

Order Code

Antenna Extension Tops

Example: **YTE1559L, 118, 118**

YT	Pattern Number
E	Extension
15	Width
59	Depth
L	Laminate
118	Bright White Top
118	Bright White Edge

Included With

Antenna Extension Tops

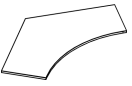
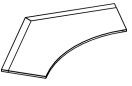
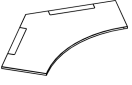
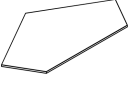
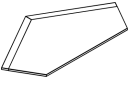

Options

Antenna Extension Tops

Top Finish Options:

Add an (L) for laminate, (M) for laminate with wood edge or (V) for veneer suffix to pattern number.

Antenna Tops for 120° Planning 24" and 27" Deep

description	w	d	h	pattern no.	Laminate (L)	M/V1 (V)	V2 (V)	V3 (V)
120° Top 	48"	24"	1 1/4"	YTVC24484824()	\$1,163.	\$2,567.	\$2,951.	\$3,837.
	48"	27"	1 1/4"	YTVC27484827()	1,180.	2,608.	2,999.	3,901.
	54"	24"	1 1/4"	YTVC24545424()	1,240.	2,711.	3,121.	4,055.
	54"	27"	1 1/4"	YTVC27545427()	1,374.	n/a	n/a	n/a
	60"	24"	1 1/4"	YTVC24606024()	1,435.	n/a	n/a	n/a
	60"	27"	1 1/4"	YTVC27606027()	1,457.	n/a	n/a	n/a
120° Top with Hinged Access 	48"	24"	1 1/4"	YTHVC24484824()	2,376.	4,234.	4,866.	6,328.
	48"	27"	1 1/4"	YTHVC27484827()	2,390.	4,280.	4,921.	6,398.
	54"	24"	1 1/4"	YTHVC24545424()	2,457.	4,444.	5,108.	6,640.
	54"	27"	1 1/4"	YTHVC27545427()	2,475.	4,485.	5,157.	6,704.
	60"	24"	1 1/4"	YTHVC24606024()	2,690.	4,596.	5,281.	6,864.
	60"	27"	1 1/4"	YTHVC27606027()	2,710.	n/a	n/a	n/a
120° Top with Centered Hinged Access 	48"	24"	1 1/4"	YTDVC24484824()	2,376.	4,234.	n/a	n/a
	48"	27"	1 1/4"	YTDVC27484827()	2,390.	4,280.	n/a	n/a
	54"	24"	1 1/4"	YTDVC24545424()	2,457.	4,444.	n/a	n/a
	54"	27"	1 1/4"	YTDVC27545427()	2,475.	4,485.	n/a	n/a
	60"	24"	1 1/4"	YTDVC24606024()	2,690.	4,596.	n/a	n/a
	60"	27"	1 1/4"	YTDVC27606027()	2,710.	n/a	n/a	n/a
120° Corner Top 	48"	24"	1 1/4"	YTVS24484824()	1,163.	2,507.	2,880.	3,747.
120° Corner Top with Hinged Access 	48"	24"	1 1/4"	YTHVS24484824()	2,376.	4,339.	4,987.	6,486.
120° Corner Top with Centered Hinged Access 	48"	24"	1 1/4"	YTDVS24484824()	2,376.	4,339.	n/a	n/a

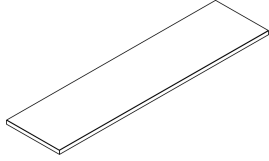
Ordering Information	Order Code	Included With	Options
Antenna Tops 1. Pattern Number 2. Top Finish 3. Edge Finish (for laminate tops only)	Antenna Tops <i>Example:</i> YTHVC27545427L, 118, 118	Antenna Tops	Antenna Tops Top Finish Options: (L) = Laminate (M) = Laminate top with wood edge (V) = Veneer
Antenna Top with Centered Hinged Access 1. Pattern Number 2. Top Finish 3. Door Finish 4. Edge Finish 5. Paint Finish	YT Antenna Top H Hinged Access VC 120° 27 Depth 54 Width 54 Width 27 Depth L Laminate 118 Bright White Laminate 118 Bright White Edge 118T Bright White Paint		

Antenna Tops and Worksurface Shelves for Template

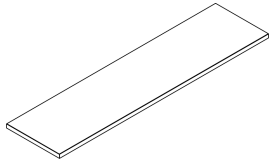
Full Width Tops

For Credenza or Worksurface Height Units

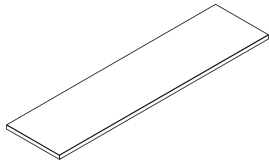
description	type	w	d	h	pattern no.	Laminate (L)	M/V1 (V)	V2 (V)	V3 (V)
Full Width Antenna Tops for Template, Single Unit Cases	24"W unit	24"	15"	1 1/4"	YTT24	\$259.	\$476.	\$548.	\$742.
	30"W unit	30"	15"	1 1/4"	YTT30	276.	503.	577.	778.
	36"W unit	36"	15"	1 1/4"	YTT36	308.	528.	608.	821.
	42"W unit	42"	15"	1 1/4"	YTT42	356.	557.	644.	867.
	48"W unit	48"	15"	1 1/4"	YTT48	399.	577.	663.	892.



Full Width Antenna Tops for Template, Double Unit Cases	48"W unit	47"	15"	1 1/4"	YTT47	399.	577.	663.	892.
	54"W unit	53"	15"	1 1/4"	YTT53	422.	634.	730.	985.
	60"W unit	59"	15"	1 1/4"	YTT59	460.	661.	760.	1,029.
	66"W unit	65"	15"	1 1/4"	YTT65	494.	693.	796.	1,070.
	72"W unit	71"	15"	1 1/4"	YTT71	521.	718.	827.	1,119.
	78"W unit	77"	15"	1 1/4"	YTT77	561.	754.	868.	1,169.
	84"W unit	83"	15"	1 1/4"	YTT83	589.	790.	908.	1,226.
	90"W unit	89"	15"	1 1/4"	YTT89	657.	819.	941.	1,269.
	96"W unit	95"	15"	1 1/4"	YTT95	728.	845.	973.	1,312.



Full Width Antenna Tops for Template, Triple Unit Cases	72"W unit	70"	15"	1 1/4"	YTT70	521.	718.	827.	1,119.
	78"W unit	76"	15"	1 1/4"	YTT76	561.	754.	868.	1,169.
	84"W unit	82"	15"	1 1/4"	YTT82	589.	790.	908.	1,226.
	90"W unit	88"	15"	1 1/4"	YTT88	657.	819.	941.	1,269.
	96"W unit	94"	15"	1 1/4"	YTT94	728.	845.	973.	1,312.



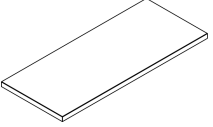
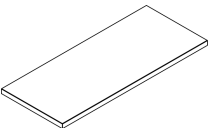
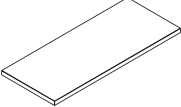
Tops

Ordering Information	Order Code	Included With	Options
Antenna Tops for Template 1. Pattern Number 2. Top Finish 3. Edge Finish (for laminate tops only)	Antenna Tops for Template <hr/> <i>Example:</i> YTT36L, 118, 118 <hr/> YTT Template Tops <hr/> 36 Width <hr/> L Laminate <hr/> 118 Bright White Top <hr/> 118 Bright White Edge <hr/>	Antenna Tops for Template	Antenna Tops for Template Top Finish Options: Add an (L) for laminate, (M) for laminate with wood edge or (V) for veneer suffix to pattern number.

Antenna Tops and Worksurface Shelves for Template

End and Mid Position Tops

For Credenza or Worksurface Height Units

description	type	w	d	h	pattern no.	Laminate (L)	M/V1 (V)	V2 (V)	V3 (V)
End Position Antenna Tops for Single Template Units 	18"W unit	17 1/2"	15"	1 1/4"	YTTE18	\$247.	\$450.	\$516.	\$697.
	24"W unit	23 1/2"	15"	1 1/4"	YTTE24	259.	476.	548.	742.
	30"W unit	29 1/2"	15"	1 1/4"	YTTE30	276.	503.	577.	778.
	36"W unit	35 1/2"	15"	1 1/4"	YTTE36	308.	528.	608.	821.
	42"W unit	41 1/2"	15"	1 1/4"	YTTE42	356.	557.	644.	867.
	48"W unit	47 1/2"	15"	1 1/4"	YTTE48	399.	577.	663.	892.
	72"W unit	70 1/2"	15"	1 1/4"	YTTE72	521.	718.	827.	1,119.
End Position Antenna Tops for Multiple Template Units 	(2) 30"W units	58 1/2"	15"	1 1/4"	YTTE60	460.	661.	760.	1,029.
	30"W + 36"W units	64 1/2"	15"	1 1/4"	YTTE66	494.	693.	796.	1,070.
	36"W + 42"W units	76 1/2"	15"	1 1/4"	YTTE78	561.	754.	868.	1,169.
	(2) 42"W units	82 1/2"	15"	1 1/4"	YTTE84	589.	790.	908.	1,226.
	(3) 30"W units	85 1/2"	15"	1 1/4"	YTTE87	624.	805.	925.	1,250.
	42"W + 48"W units	88 1/2"	15"	1 1/4"	YTTE90	657.	819.	941.	1,269.
	(2) 48"W units	94 1/2"	15"	1 1/4"	YTTE96	728.	845.	973.	1,312.
Mid Position Antenna Tops for Template 	24"W unit	23"	15"	1 1/4"	YTTM23	259.	476.	548.	742.
	30"W unit	29"	15"	1 1/4"	YTTM29	276.	503.	577.	778.
	36"W unit	35"	15"	1 1/4"	YTTM35	308.	528.	608.	821.
	42"W unit	41"	15"	1 1/4"	YTTM41	356.	557.	644.	867.
	48"W unit	47"	15"	1 1/4"	YTTM47	399.	577.	663.	892.

Ordering Information

Antenna Tops for Template

1. Pattern Number
2. Top Finish
3. Edge Finish
(for laminate tops only)

Order Code

Antenna Tops for Template

Example: **YTTE36L, 118, 118**

YTTE	Template Tops
36	Width
L	Laminate
118	Bright White Top
118	Bright White Edge

Included With

Antenna Tops for Template

Options

Antenna Tops for Template

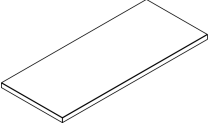
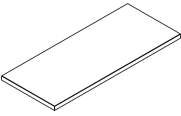
Top Finish Options:

Add an (L) for laminate, (M) for laminate with wood edge or (V) for veneer suffix to pattern number.

Antenna Tops and Worksurface Shelves for Template

Worksurface Shelves



Single and Dual Sided

description	type	w	d	h	pattern no.	Laminate (L)	M/V1 (V)	V2 (V)	V3 (V)
Antenna Worksurface Shelves for Template, Single-Sided 	18"W unit	16"	14"	1 1/4"	YTWSHK118	\$353.	\$572.	\$658.	\$888.
	24"W unit	22"	14"	1 1/4"	YTWSHK124	365.	602.	689.	929.
	30"W unit	28"	14"	1 1/4"	YTWSHK130	379.	625.	718.	972.
	36"W unit	34"	14"	1 1/4"	YTWSHK136	414.	653.	752.	1,014.
	42"W unit	40"	14"	1 1/4"	YTWSHK142	465.	681.	780.	1,057.
	48"W unit	46"	14"	1 1/4"	YTWSHK148	503.	701.	810.	1,090.
	60"W unit	57"	14"	1 1/4"	YTWSHK160	568.	821.	943.	1,272.
	72"W unit	69"	14"	1 1/4"	YTWSHK172	629.	839.	970.	1,308.
Antenna Worksurface Shelves for Template, Dual-Sided 	18"W unit	16"	15"	1 1/4"	YTWSHK218	353.	572.	658.	888.
	24"W unit	22"	15"	1 1/4"	YTWSHK224	365.	602.	689.	929.
	30"W unit	28"	15"	1 1/4"	YTWSHK230	379.	625.	718.	972.
	36"W unit	34"	15"	1 1/4"	YTWSHK236	414.	653.	752.	1,014.
	42"W unit	40"	15"	1 1/4"	YTWSHK242	465.	681.	780.	1,057.
	48"W unit	46"	15"	1 1/4"	YTWSHK248	503.	701.	810.	1,090.
	60"W unit	57"	15"	1 1/4"	YTWSHK260	568.	821.	943.	1,272.
	72"W unit	69"	15"	1 1/4"	YTWSHK272	629.	839.	970.	1,308.

Tops

Ordering Information	Order Code	Included With	Options
Antenna Tops for Template 1. Pattern Number 2. Top Finish 3. Edge Finish (for laminate tops only)	Antenna Tops for Template <i>Example:</i> YTWSHK136L, 118, 118 YTWSHK Worksurface Shelf 36 Width L Laminate 118 Bright White Top 118 Bright White Edge	Antenna Tops for Template	Antenna Tops for Template Top Finish Options: Add an (L) for laminate, (M) for laminate with wood edge or (V) for veneer suffix to pattern number.

Overlay Tops for Desks 18" and 24" Deep Rectangular

description	w	d	h	pattern no.	Color Core Laminate (C)	V1 (V)	V2 (V)	V3 (V)
Overlay Desk Tops, 18" Deep Rectangular 	30"	18"	1 1/4"	YP3018	\$1,504.	\$1,473.	\$1,565.	\$1,649.
	36"	18"	1 1/4"	YP3618	1,576.	1,501.	1,600.	1,711.
	42"	18"	1 1/4"	YP4218	1,652.	1,533.	1,642.	1,770.
	48"	18"	1 1/4"	YP4818	1,746.	1,575.	1,698.	1,845.
	54"	18"	1 1/4"	YP5418	1,815.	1,597.	1,738.	1,902.
	60"	18"	1 1/4"	YP6018	1,962.	1,714.	1,863.	2,042.
	66"	18"	1 1/4"	YP6618	2,054.	1,756.	1,915.	2,113.
	72"	18"	1 1/4"	YP7218	2,121.	1,781.	1,954.	2,176.
	78"	18"	1 1/4"	YP7818	2,204.	1,814.	1,995.	2,234.
	84"	18"	1 1/4"	YP8418	2,292.	1,854.	2,048.	2,306.
	90"	18"	1 1/4"	YP9018	2,364.	1,884.	2,087.	2,365.
	96"	18"	1 1/4"	YP9618	2,453.	1,926.	2,143.	2,437.
Overlay Desk Tops, 24" Deep Rectangular 	30"	24"	1 1/4"	YP3024	1,605.	1,503.	1,609.	1,730.
	36"	24"	1 1/4"	YP3624	1,718.	1,549.	1,673.	1,816.
	42"	24"	1 1/4"	YP4224	1,815.	1,584.	1,716.	1,891.
	48"	24"	1 1/4"	YP4824	1,908.	1,619.	1,762.	1,961.
	54"	24"	1 1/4"	YP5424	2,013.	1,660.	1,820.	2,047.
	60"	24"	1 1/4"	YP6024	2,179.	1,780.	1,954.	2,209.
	66"	24"	1 1/4"	YP6624	2,287.	1,826.	2,013.	2,292.
	72"	24"	1 1/4"	YP7224	2,388.	1,863.	2,063.	2,368.
	78"	24"	1 1/4"	YP7824	2,494.	1,906.	2,119.	2,453.
	84"	24"	1 1/4"	YP8424	2,588.	1,939.	2,167.	2,526.
	90"	24"	1 1/4"	YP9024	2,743.	2,039.	2,288.	2,668.
	96"	24"	1 1/4"	YP9624	2,833.	2,080.	2,332.	2,745.

Ordering Information

Overlay Desk Tops

1. Pattern Number
2. Top Finish
3. Edge Finish (for laminate tops only)

Order Code

Overlay Desk Tops

Example: **YP7824C, 311, V440**

YT	Table
78	Width
24	Depth
C	Color Core Laminate
311	Solid Gallery White Top
V440	Natural Hemlock Edge

Included With

Overlay Desk Tops



Options

Overlay Desk Tops

Top Finish Options:

Add a (C) for color core laminate or (V) for veneer suffix to pattern number.

Overlay Tops for Desks 27" and 30" Deep Rectangular

description	w	d	h	pattern no.	Color Core Laminate (C)	V1 (V)	V2 (V)	V3 (V)
Overlay Desk Tops, 27" Deep Rectangular 	30"	27"	1 1/4"	YP3027	\$1,696.	\$1,552.	\$1,673.	\$1,807.
	36"	27"	1 1/4"	YP3627	1,803.	1,591.	1,717.	1,888.
	42"	27"	1 1/4"	YP4227	1,942.	1,666.	1,808.	2,007.
	48"	27"	1 1/4"	YP4827	2,057.	1,712.	1,872.	2,097.
	54"	27"	1 1/4"	YP5427	2,157.	1,750.	1,923.	2,178.
	60"	27"	1 1/4"	YP6027	2,315.	1,845.	2,032.	2,321.
	66"	27"	1 1/4"	YP6627	2,417.	1,879.	2,083.	2,394.
	72"	27"	1 1/4"	YP7227	2,528.	1,913.	2,131.	2,476.
	78"	27"	1 1/4"	YP7827	2,643.	1,960.	2,193.	2,572.
	84"	27"	1 1/4"	YP8427	2,755.	1,998.	2,245.	2,656.
	90"	27"	1 1/4"	YP9027	2,900.	2,085.	2,345.	2,782.
	96"	27"	1 1/4"	YP9627	2,999.	2,118.	2,394.	2,865.
Overlay Desk Tops, 30" Deep Rectangular 	30"	30"	1 1/4"	YP3030	1,753.	1,576.	1,694.	1,852.
	36"	30"	1 1/4"	YP3630	1,886.	1,632.	1,770.	1,958.
	42"	30"	1 1/4"	YP4230	2,007.	1,683.	1,832.	2,059.
	48"	30"	1 1/4"	YP4830	2,125.	1,717.	1,888.	2,144.
	54"	30"	1 1/4"	YP5430	2,254.	1,770.	1,954.	2,242.
	60"	30"	1 1/4"	YP6030	2,403.	1,854.	2,057.	2,376.
	66"	30"	1 1/4"	YP6630	2,531.	1,903.	2,120.	2,475.
	72"	30"	1 1/4"	YP7230	2,653.	1,942.	2,177.	2,565.
	78"	30"	1 1/4"	YP7830	2,774.	1,994.	2,242.	2,664.
	84"	30"	1 1/4"	YP8430	2,889.	2,031.	2,294.	2,752.
	90"	30"	1 1/4"	YP9030	3,077.	2,148.	2,428.	2,917.
	96"	30"	1 1/4"	YP9630	3,183.	2,181.	2,476.	3,003.

Tops

Ordering Information

Overlay Desk Tops

1. Pattern Number
2. Top Finish
3. Edge Finish (for laminate tops only)

Order Code

Overlay Desk Tops

Example: **YP7827C, 311, V440**

YT	Table
78	Width
27	Depth
C	Color Core Laminate
311	Solid Gallery White Top
V440	Natural Hemlock Edge

Included With

Overlay Desk Tops

Options

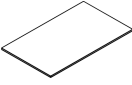
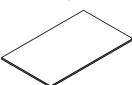
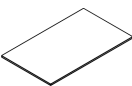
Overlay Desk Tops

Top Finish Options:

Add a (C) for color core laminate or (V) for veneer suffix to pattern number.

Overlay Tops for Desks

36", 42" and 48" Deep Rectangular

description	w	d	h	pattern no.	Color Core Laminate (C)	V1 (V)	V2 (V)	V3 (V)
Overlay Desk Tops, 36" Deep Rectangular 	30"	36"	1 1/4"	YP3036	\$1,886.	\$1,632.	\$1,770.	\$1,958.
	36"	36"	1 1/4"	YP3636	2,032.	1,686.	1,842.	2,071.
	42"	36"	1 1/4"	YP4236	2,166.	1,726.	1,901.	2,168.
	48"	36"	1 1/4"	YP4836	2,312.	1,781.	1,977.	2,288.
	54"	36"	1 1/4"	YP5436	2,458.	1,836.	2,048.	2,399.
	60"	36"	1 1/4"	YP6036	2,640.	1,929.	2,157.	2,552.
	66"	36"	1 1/4"	YP6636	2,781.	1,986.	2,229.	2,662.
	72"	36"	1 1/4"	YP7236	2,918.	2,021.	2,291.	2,766.
	78"	36"	1 1/4"	YP7836	3,052.	2,065.	2,353.	2,865.
	84"	36"	1 1/4"	YP8436	3,189.	2,106.	2,413.	2,971.
	90"	36"	1 1/4"	YP9036	3,366.	2,208.	2,527.	3,124.
	96"	36"	1 1/4"	YP9636	3,512.	2,247.	2,591.	3,227.
Overlay Desk Tops, 42" Deep Rectangular 	42"	42"	1 1/4"	YP4242	2,341.	1,801.	1,994.	2,307.
	84"	42"	1 1/4"	YP8442	3,512.	2,183.	2,527.	3,182.
Overlay Desk Tops, 48" Deep Rectangular 	30"	48"	1 1/4"	YP3048	2,144.	1,738.	1,906.	2,159.
	36"	48"	1 1/4"	YP3648	2,326.	1,805.	1,996.	2,304.
	42"	48"	1 1/4"	YP4248	2,512.	1,867.	2,083.	2,449.
	48"	48"	1 1/4"	YP4848	2,731.	1,912.	2,154.	2,572.
	54"	48"	1 1/4"	YP5448	2,905.	1,960.	2,222.	2,699.
	60"	48"	1 1/4"	YP6048	3,129.	2,062.	2,347.	2,878.
	66"	48"	1 1/4"	YP6648	3,304.	2,108.	2,417.	3,008.
	72"	48"	1 1/4"	YP7248	3,482.	2,159.	2,495.	3,135.
	78"	48"	1 1/4"	YP7848	3,651.	2,211.	2,568.	3,265.
	84"	48"	1 1/4"	YP8448	3,836.	2,264.	2,643.	3,397.
	90"	48"	1 1/4"	YP9048	4,055.	2,369.	2,774.	3,581.
	96"	48"	1 1/4"	YP9648	4,234.	2,418.	2,850.	3,715.

Ordering Information

Overlay Desk Tops

1. Pattern Number
2. Top Finish
3. Edge Finish (for laminate tops only)

Order Code

Overlay Desk Tops

Example: **YP7836C, 311, V440**

YT	Table
78	Width
36	Depth
C	Color Core Laminate
311	Solid Gallery White Top
V440	Natural Hemlock Edge

Included With

Overlay Desk Tops

Options

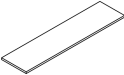


Overlay Desk Tops

Top Finish Options:

Add a (C) for color core laminate or (V) for veneer suffix to pattern number.

Overlay Benching Tops for Desks and Big Tables

18", 24" and 27" Deep Rectangular

description	w	d	h	pattern no.	Color Core Laminate (C)	V1 (V)	V2 (V)	V3 (V)
Overlay Benching Tops, 18" Deep Rectangular 	30"	18"	1 1/4"	YPB3018	\$1,539.	\$1,197.	\$1,377.	\$1,649.
	36"	18"	1 1/4"	YPB3618	1,610.	1,240.	1,427.	1,712.
	42"	18"	1 1/4"	YPB4218	1,659.	1,284.	1,476.	1,772.
	48"	18"	1 1/4"	YPB4818	1,711.	1,324.	1,516.	1,820.
	54"	18"	1 1/4"	YPB5418	1,799.	1,350.	1,552.	1,867.
	60"	18"	1 1/4"	YPB6018	1,884.	1,454.	1,677.	2,009.
	66"	18"	1 1/4"	YPB6618	2,011.	1,501.	1,723.	2,071.
	72"	18"	1 1/4"	YPB7218	2,143.	1,536.	1,764.	2,113.
	78"	18"	1 1/4"	YPB7818	2,268.	1,571.	1,804.	2,161.
	84"	18"	1 1/4"	YPB8418	2,393.	1,615.	1,852.	2,222.
	90"	18"	1 1/4"	YPB9018	2,479.	1,673.	1,916.	2,300.
96"	18"	1 1/4"	YPB9618	2,567.	1,711.	1,967.	2,362.	
Overlay Benching Tops, 24" Deep Rectangular 	30"	24"	1 1/4"	YPB3024	1,470.	1,345.	1,441.	1,630.
	36"	24"	1 1/4"	YPB3624	1,584.	1,400.	1,502.	1,716.
	42"	24"	1 1/4"	YPB4224	1,681.	1,428.	1,547.	1,794.
	48"	24"	1 1/4"	YPB4824	1,772.	1,464.	1,593.	1,864.
	54"	24"	1 1/4"	YPB5424	1,879.	1,507.	1,649.	1,945.
	60"	24"	1 1/4"	YPB6024	2,039.	1,628.	1,785.	2,106.
	66"	24"	1 1/4"	YPB6624	2,150.	1,675.	1,845.	2,191.
	72"	24"	1 1/4"	YPB7224	2,250.	1,706.	1,892.	2,269.
	78"	24"	1 1/4"	YPB7824	2,357.	1,753.	1,952.	2,354.
	84"	24"	1 1/4"	YPB8424	2,453.	1,784.	2,000.	2,428.
	90"	24"	1 1/4"	YPB9024	2,603.	1,889.	2,113.	2,569.
96"	24"	1 1/4"	YPB9624	2,698.	1,923.	2,164.	2,644.	
Overlay Benching Tops, 27" Deep Rectangular 	30"	27"	1 1/4"	YPB3027	1,551.	1,399.	1,495.	1,706.
	36"	27"	1 1/4"	YPB3627	1,688.	1,471.	1,583.	1,824.
	42"	27"	1 1/4"	YPB4227	1,803.	1,504.	1,635.	1,906.
	48"	27"	1 1/4"	YPB4827	1,912.	1,550.	1,694.	1,997.
	54"	27"	1 1/4"	YPB5427	2,013.	1,586.	1,746.	2,081.
	60"	27"	1 1/4"	YPB6027	2,176.	1,685.	1,861.	2,220.
	66"	27"	1 1/4"	YPB6627	2,278.	1,717.	1,903.	2,294.
	72"	27"	1 1/4"	YPB7227	2,388.	1,754.	1,955.	2,381.
	78"	27"	1 1/4"	YPB7827	2,502.	1,804.	2,018.	2,471.
	84"	27"	1 1/4"	YPB8427	2,609.	1,836.	2,071.	2,555.
	90"	27"	1 1/4"	YPB9027	2,756.	1,926.	2,169.	2,682.
96"	27"	1 1/4"	YPB9627	2,857.	1,957.	2,220.	2,765.	

Ordering Information

Overlay Benching Tops

1. Pattern Number
2. Top Finish
3. Edge Finish (for laminate tops only)

Order Code

Overlay Benching Tops

Example: **YPB7824C, 311, V440**

YPB	Table
78	Width
24	Depth
C	Color Core Laminate
311	Solid Gallery White Top
V440	Natural Hemlock Edge

Included With

Overlay Benching Tops

Options

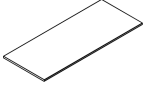
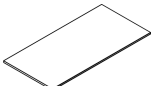
Overlay Benching Tops

Top Finish Options:

Add a (C) for color core laminate or (V) for veneer suffix to pattern number.

Overlay Benching Tops for Desks and Big Tables

30" and 36" Deep Rectangular

description	w	d	h	pattern no.	Color Core Laminate (C)	V1 (V)	V2 (V)	V3 (V)
Overlay Benching Tops, 30" Deep Rectangular 	30"	30"	1 1/4"	YPB3030	\$1,601.	\$1,409.	\$1,514.	\$1,751.
	36"	30"	1 1/4"	YPB3630	1,738.	1,467.	1,585.	1,861.
	42"	30"	1 1/4"	YPB4230	1,862.	1,515.	1,649.	1,957.
	48"	30"	1 1/4"	YPB4830	1,978.	1,550.	1,705.	2,038.
	54"	30"	1 1/4"	YPB5430	2,106.	1,601.	1,771.	2,144.
	60"	30"	1 1/4"	YPB6030	2,254.	1,688.	1,873.	2,277.
	66"	30"	1 1/4"	YPB6630	2,387.	1,738.	1,939.	2,376.
	72"	30"	1 1/4"	YPB7230	2,506.	1,776.	1,995.	2,462.
	78"	30"	1 1/4"	YPB7830	2,625.	1,824.	2,059.	2,564.
	84"	30"	1 1/4"	YPB8430	2,745.	1,864.	2,110.	2,648.
	90"	30"	1 1/4"	YPB9030	2,924.	1,981.	2,244.	2,815.
96"	30"	1 1/4"	YPB9630	3,036.	2,013.	2,294.	2,904.	
Overlay Benching Tops, 36" Deep Rectangular 	30"	36"	1 1/4"	YPB3036	1,723.	1,454.	1,574.	1,855.
	36"	36"	1 1/4"	YPB3636	1,873.	1,508.	1,643.	1,969.
	42"	36"	1 1/4"	YPB4236	2,006.	1,547.	1,703.	2,067.
	48"	36"	1 1/4"	YPB4836	2,153.	1,605.	1,778.	2,182.
	54"	36"	1 1/4"	YPB5436	2,294.	1,659.	1,851.	2,294.
	60"	36"	1 1/4"	YPB6036	2,475.	1,751.	1,958.	2,451.
	66"	36"	1 1/4"	YPB6636	2,623.	1,806.	2,032.	2,563.
	72"	36"	1 1/4"	YPB7236	2,758.	1,848.	2,094.	2,662.
	78"	36"	1 1/4"	YPB7836	2,889.	1,888.	2,155.	2,763.
	84"	36"	1 1/4"	YPB8436	3,026.	1,931.	2,216.	2,866.
	90"	36"	1 1/4"	YPB9036	3,211.	2,030.	2,332.	3,022.
96"	36"	1 1/4"	YPB9636	3,349.	2,074.	2,391.	3,125.	

Ordering Information

Overlay Benching Tops

1. Pattern Number
2. Top Finish
3. Edge Finish (for laminate tops only)

Order Code

Overlay Benching Tops

Example: **YPB7830C, 311, V440**

YPB	Table
78	Width
30	Depth
C	Color Core Laminate
311	Solid Gallery White Top
V440	Natural Hemlock Edge

Included With

Overlay Benching Tops

Options

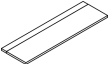
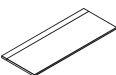
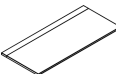
Overlay Benching Tops

Top Finish Options:

Add a (C) for color core laminate or (V) for veneer suffix to pattern number.

Overlay Hinged Access Tops for Big Tables

18", 24" and 27" Deep Rectangular

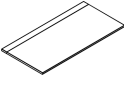
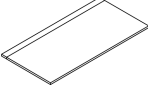
description	w	d	h	pattern no.	Color Core Laminate (C)	V1 (V)	V2 (V)	V3 (V)
Overlay Big Table Tops, 18" Deep Rectangular with Hinged Access 	48"	18"	1 1/4"	YPH4818	\$2,393.	\$1,830.	\$2,031.	\$2,334.
	54"	18"	1 1/4"	YPH5418	2,479.	1,866.	2,068.	2,381.
	60"	18"	1 1/4"	YPH6018	2,567.	1,967.	2,186.	2,522.
	66"	18"	1 1/4"	YPH6618	2,696.	2,013.	2,239.	2,585.
	72"	18"	1 1/4"	YPH7218	2,825.	2,048.	2,278.	2,630.
	78"	18"	1 1/4"	YPH7818	2,951.	2,083.	2,314.	2,674.
	84"	18"	1 1/4"	YPH8418	3,081.	2,125.	2,366.	2,738.
Overlay Big Table Tops, 24" Deep Rectangular with Hinged Access 	48"	24"	1 1/4"	YPH4824	2,481.	2,002.	2,118.	2,459.
	54"	24"	1 1/4"	YPH5424	2,594.	2,042.	2,169.	2,546.
	60"	24"	1 1/4"	YPH6024	2,781.	2,193.	2,332.	2,743.
	66"	24"	1 1/4"	YPH6624	2,883.	2,238.	2,388.	2,833.
	72"	24"	1 1/4"	YPH7224	3,036.	2,321.	2,483.	2,965.
	78"	24"	1 1/4"	YPH7824	3,159.	2,364.	2,535.	3,052.
	84"	24"	1 1/4"	YPH8424	3,256.	2,390.	2,575.	3,129.
Overlay Big Table Tops, 27" Deep Rectangular with Hinged Access 	48"	27"	1 1/4"	YPH4827	2,565.	2,057.	2,179.	2,555.
	54"	27"	1 1/4"	YPH5427	2,694.	2,085.	2,221.	2,636.
	60"	27"	1 1/4"	YPH6027	2,913.	2,250.	2,401.	2,852.
	66"	27"	1 1/4"	YPH6627	3,030.	2,284.	2,449.	2,938.
	72"	27"	1 1/4"	YPH7227	3,182.	2,368.	2,547.	3,077.
	78"	27"	1 1/4"	YPH7827	3,312.	2,413.	2,604.	3,172.
	84"	27"	1 1/4"	YPH8427	3,424.	2,444.	2,646.	3,254.

Tops

Ordering Information	Order Code	Included With	Options
Overlay Big Table Tops 1. Pattern Number 2. Top Finish 3. Edge Finish (for laminate tops only) 4. Paint Finish	Overlay Big Table Tops <i>Example:</i> YPH7824C, 311, V440, 118T <hr/> YTH Table <hr/> 78 Width <hr/> 24 Depth <hr/> C Color Core Laminate <hr/> 311 Solid Gallery White Top <hr/> V440 Natural Hemlock Edge <hr/> 118T Bright White Paint	Overlay Big Table Tops	Overlay Big Table Tops Top Finish Options: Add a (C) for color core laminate or (V) for veneer suffix to pattern number.

Overlay Hinged Access Tops for Big Tables

30" and 36" Deep Rectangular

description	w	d	h	pattern no.	Color Core Laminate (C)	V1 (V)	V2 (V)	V3 (V)
Overlay Big Table Tops, 30" Deep Rectangular with Hinged Access 	48"	30"	1 1/4"	YPH4830	\$2,711.	\$2,110.	\$2,246.	\$2,656.
	54"	30"	1 1/4"	YPH5430	2,840.	2,158.	2,307.	2,762.
	60"	30"	1 1/4"	YPH6030	3,014.	2,254.	2,417.	2,915.
	66"	30"	1 1/4"	YPH6630	3,137.	2,300.	2,475.	3,023.
	72"	30"	1 1/4"	YPH7230	3,292.	2,390.	2,585.	3,159.
	78"	30"	1 1/4"	YPH7830	3,439.	2,428.	2,635.	3,234.
	84"	30"	1 1/4"	YPH8430	3,548.	2,470.	2,694.	3,354.
Overlay Big Table Tops, 36" Deep Rectangular with Hinged Access 	48"	36"	1 1/4"	YPH4836	2,877.	2,347.	2,542.	2,850.
	54"	36"	1 1/4"	YPH5436	3,022.	2,401.	2,610.	2,965.
	60"	36"	1 1/4"	YPH6036	3,205.	2,495.	2,722.	3,116.
	66"	36"	1 1/4"	YPH6636	3,346.	2,549.	2,795.	3,226.
	72"	36"	1 1/4"	YPH7236	3,486.	2,588.	2,854.	3,329.
	78"	36"	1 1/4"	YPH7836	3,619.	2,630.	2,916.	3,430.
	84"	36"	1 1/4"	YPH8436	3,752.	2,672.	2,976.	3,532.

Ordering Information

Overlay Big Table Tops

1. Pattern Number
2. Top Finish
3. Edge Finish (for laminate tops only)
4. Paint Finish

Order Code

Overlay Big Table Tops

Example: **YPH7830C, 311, V440, 118T**

YTH	Table
78	Width
30	Depth
C	Color Core Laminate
311	Solid Gallery White Top
V440	Natural Hemlock Edge
118T	Bright White Paint

Included With

Overlay Big Table Tops





Options

Overlay Big Table Tops

Top Finish Options:
Add a (C) for color core laminate or (V) for veneer suffix to pattern number.

Overlay Extension Tops for Desks and Big Tables

15" Wide and 18" Wide Rectangular

description	type	w	d	h	pattern no.	Color Core Laminate (C)	V1 (V)	V2 (V)	V3 (V)
Overlay Desk Extension Tops, 15" Wide Rectangular 	For use with 24" deep desk tops	15"	24"	1 1/4"	YPE1524	\$1,465.	\$1,199.	\$1,268.	\$1,361.
	For use with 27" deep desk tops	15"	27"	1 1/4"	YPE1527	1,501.	1,213.	1,284.	1,392.
	For use with 30" deep desk tops	15"	30"	1 1/4"	YPE1530	1,540.	1,232.	1,303.	1,417.
	For use with 36" deep desk tops	15"	36"	1 1/4"	YPE1536	1,622.	1,252.	1,335.	1,473.
Overlay Back to Back Desk Extension Tops, 15" Wide Rectangular 	For use with 18" deep back to back tops	15"	39 3/4"	1 1/4"	YPE1539	1,683.	1,284.	1,367.	1,591.
	For use with 24" deep back to back tops	15"	51 3/4"	1 1/4"	YPE1552	1,866.	1,333.	1,441.	1,642.
	For use with 27" deep back to back tops	15"	57 3/4"	1 1/4"	YPE1558	1,941.	1,362.	1,475.	1,703.
	For use with 30" deep back to back tops	15"	63 3/4"	1 1/4"	YPE1564	2,009.	1,380.	1,504.	1,754.
	For use with 36" deep back to back tops	15"	75 3/4"	1 1/4"	YPE1576	2,054.	1,417.	1,531.	1,799.
Overlay Dual Sided Big Table Extension Tops, 15" Wide Rectangular 	For use with 18" deep dual big table tops	15"	41 1/2"	1 1/4"	YPE1541	1,683.	1,284.	1,367.	1,591.
	For use with 24" deep dual big table tops	15"	53 1/2"	1 1/4"	YPE1553	1,866.	1,333.	1,441.	1,642.
	For use with 27" deep dual big table tops	15"	59 1/2"	1 1/4"	YPE1559	1,941.	1,362.	1,475.	1,703.
	For use with 30" deep dual big table tops	15"	65 1/2"	1 1/4"	YPE1565	2,009.	1,380.	1,504.	1,754.
	For use with 36" deep dual big table tops	15"	77 1/2"	1 1/4"	YPE1577	2,054.	1,417.	1,531.	1,799.
Overlay Dual Sided Big Table Extension Tops, 18" Wide Rectangular 	For use with 18" deep dual big table tops	18"	41 1/2"	1 1/4"	YPE1841	2,019.	1,547.	1,644.	1,913.
	For use with 24" deep dual big table tops	18"	53 1/2"	1 1/4"	YPE1853	2,241.	1,594.	1,728.	1,970.
	For use with 27" deep dual big table tops	18"	59 1/2"	1 1/4"	YPE1859	2,331.	1,629.	1,769.	2,042.
	For use with 30" deep dual big table tops	18"	65 1/2"	1 1/4"	YPE1865	2,412.	1,660.	1,794.	2,101.
	For use with 36" deep dual big table tops	18"	77 1/2"	1 1/4"	YPE1877	2,460.	1,703.	1,830.	2,158.

Tops

Ordering Information

Overlay Extension Tops

1. Pattern Number
2. Top Finish
3. Edge Finish
(for laminate tops only)

Order Code

Overlay Extension Tops

Example: **YPE1559C, 311, V440**

YP	Table
E	Extension
78	Width
30	Depth
C	Color Core Laminate
311	Solid Gallery White Top
V440	Natural Hemlock Edge

Included With

Overlay Extension Tops

Options

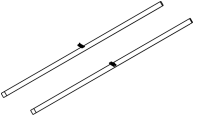
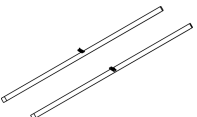
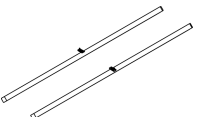

Overlay Extension Tops

Top Finish Options:

Add a (C) for color core laminate or (V) for veneer suffix to pattern number.

Starter and Extended Rails

Rail Pairs For Desks, Tables or Big Tables

description	type	w	d	h	pattern no.	list
Starter Rails with End Caps (pair) 	For 36" Wide Desk	33"	1"	1"	YBRS33	\$165.
	For 42" Wide Desk	39"	1"	1"	YBRS39	195.
	For 48" Wide Desk	45"	1"	1"	YBRS45	211.
	For 54" Wide Desk	51"	1"	1"	YBRS51	273.
	For 60" Wide Desk	57"	1"	1"	YBRS57	277.
	For 66" Wide Desk	63"	1"	1"	YBRS63	283.
	For 72" Wide Desk	69"	1"	1"	YBRS69	291.
	For 78" Wide Desk	75"	1"	1"	YBRS75	296.
	For 84" Wide Desk	81"	1"	1"	YBRS81	460.
	For 90" Wide Desk	87"	1"	1"	YBRS87	467.
	For 96" Wide Desk	93"	1"	1"	YBRS93	470.
Starter Rails without End Caps, For Use with Table Desks (pair) 	For 36" Wide Desk	33"	1"	1"	YBRT33	139.
	For 42" Wide Desk	39"	1"	1"	YBRT39	153.
	For 48" Wide Desk	45"	1"	1"	YBRT45	191.
	For 54" Wide Desk	51"	1"	1"	YBRT51	251.
	For 60" Wide Desk	57"	1"	1"	YBRT57	254.
	For 66" Wide Desk	63"	1"	1"	YBRT63	265.
	For 72" Wide Desk	69"	1"	1"	YBRT69	271.
	For 78" Wide Desk	75"	1"	1"	YBRT75	275.
	For 84" Wide Desk	81"	1"	1"	YBRT81	441.
	For 90" Wide Desk	87"	1"	1"	YBRT87	447.
	For 96" Wide Desk	93"	1"	1"	YBRT93	449.
Starter Rails without End Caps, For Use with Antenna Tops with Two Extension Tops (pair) 	For 102" Wide Table	99"	1"	1"	YBRT99	572.
	For 108" Wide Table	105"	1"	1"	YBRT105	587.
	For 114" Wide Table	111"	1"	1"	YBRT111	603.
Extended Rails (pair) 	For 36" Wide Desk	36"	1"	1"	YBRE36	131.
	For 42" Wide Desk	42"	1"	1"	YBRE42	162.
	For 48" Wide Desk	48"	1"	1"	YBRE48	233.
	For 54" Wide Desk	54"	1"	1"	YBRE54	239.
	For 60" Wide Desk	60"	1"	1"	YBRE60	246.
	For 66" Wide Desk	66"	1"	1"	YBRE66	251.
	For 72" Wide Desk	72"	1"	1"	YBRE72	258.
	For 78" Wide Desk	78"	1"	1"	YBRE78	421.

Ordering Information

- Rails**
 1. Pattern Number
 2. Paint Finish

Order Code

Rails
Example: **YBRS63, 118T**
YBR Rails
S Starter
63 Width
118T Bright White Paint

Included With

Starter Rails
 Spacers
 End Caps (not included with Table Desk rails)
Extended Rails
 Spacers
 Flat Brackets


Options

Rails

Starter and Extended Rails

Rail Pairs For Desks, Tables or Big Tables

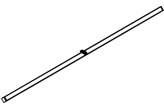
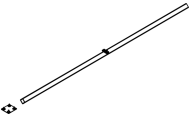
description	type	w	d	h	pattern no.	list
Extended Rails (pair)	For 84" Wide Desk	84"	1"	1"	YBRE84	\$424.
	For 90" Wide Desk	90"	1"	1"	YBRE90	431.
	For 96" Wide Desk	96"	1"	1"	YBRE96	443.



Ordering Information	Order Code	Included With	Options
Rails	Rails	Starter Rails	Rails
1. Pattern Number	<i>Example:</i> YBRS63, 118T	Spacers	
2. Paint Finish	YBR Rails	End Caps (not included with Table Desk rails)	
	S Starter	Extended Rails	
	63 Width	Spacers	
	118T Bright White Paint	Flat Brackets	

Starter and Extended Rails

Rail Singles for Single Sided Big Tables

description	type	w	d	h	pattern no.	list
 <p>Single Starter Rails for Single Sided Big Tables</p>	For 48" Wide Desk	45"	1"	1"	YBRBTS45	\$110.
	For 54" Wide Desk	51"	1"	1"	YBRBTS51	146.
	For 60" Wide Desk	57"	1"	1"	YBRBTS57	148.
	For 66" Wide Desk	63"	1"	1"	YBRBTS63	149.
	For 72" Wide Desk	69"	1"	1"	YBRBTS69	156.
	For 78" Wide Desk	75"	1"	1"	YBRBTS75	161.
	For 84" Wide Desk	81"	1"	1"	YBRBTS81	258.
	For 90" Wide Desk	87"	1"	1"	YBRBTS87	261.
	For 96" Wide Desk	93"	1"	1"	YBRBTS93	265.
 <p>Single Extended Rails for Single Sided Big Tables</p>	For 48" Wide Desk	48"	1"	1"	YBRBTE48	136.
	For 54" Wide Desk	54"	1"	1"	YBRBTE54	137.
	For 60" Wide Desk	60"	1"	1"	YBRBTE60	141.
	For 66" Wide Desk	66"	1"	1"	YBRBTE66	144.
	For 72" Wide Desk	72"	1"	1"	YBRBTE72	147.
	For 78" Wide Desk	78"	1"	1"	YBRBTE78	247.
	For 84" Wide Desk	84"	1"	1"	YBRBTE84	248.
	For 90" Wide Desk	90"	1"	1"	YBRBTE90	252.
	For 96" Wide Desk	96"	1"	1"	YBRBTE96	254.

Ordering Information

- Rails**
 1. Pattern Number
 2. Paint Finish

Order Code

Rails	
<i>Example:</i> YBRBTS57, 118T	
YBR	Rails
BTS	Single Sided Big Table
57	Width
118T	Bright White Paint

Included With

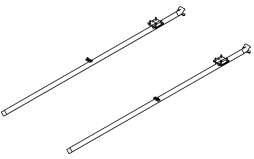
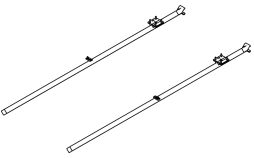
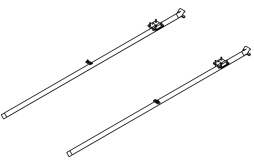
- Starter Rails**
 Spacers
 End Caps
- Extended Rails**
 Spacers
 Flat Brackets

Options

- Rails**

Return and Bridge Rails

Rail Pairs For Desks, Tables or Big Tables

description	type	w	d	h	pattern no.	list
 Return Rails for any Depth Desk or 24" Deep Big Tables (pair)	For 30" Wide Return	33"	1"	1"	YBRR33	\$240.
	For 36" Wide Return	39"	1"	1"	YBRR39	275.
	For 42" Wide Return	45"	1"	1"	YBRR45	278.
	For 48" Wide Return	51"	1"	1"	YBRR51	343.
	For 54" Wide Return	57"	1"	1"	YBRR57	349.
	For 60" Wide Return	63"	1"	1"	YBRR63	354.
	For 66" Wide Return	69"	1"	1"	YBRR69	361.
	For 72" Wide Return	75"	1"	1"	YBRR75	366.
	For 78" Wide Return	81"	1"	1"	YBRR81	531.
	For 84" Wide Return	87"	1"	1"	YBRR87	538.
For 90" Wide Return	93"	1"	1"	YBRR93	541.	
 Return Rails for Big Tables 27" Deep (pair)	For 30" Wide Return	36"	1"	1"	YBRR36	243.
	For 36" Wide Return	42"	1"	1"	YBRR42	276.
	For 42" Wide Return	48"	1"	1"	YBRR48	341.
	For 48" Wide Return	54"	1"	1"	YBRR54	345.
	For 54" Wide Return	60"	1"	1"	YBRR60	352.
	For 60" Wide Return	66"	1"	1"	YBRR66	355.
	For 66" Wide Return	72"	1"	1"	YBRR72	364.
	For 72" Wide Return	78"	1"	1"	YBRR78	525.
	For 78" Wide Return	84"	1"	1"	YBRR84	533.
	For 84" Wide Return	90"	1"	1"	YBRR90	540.
 Return Rails for Big Tables 30" Deep (pair)	For 30" Wide Return	39"	1"	1"	YBRR39	275.
	For 36" Wide Return	45"	1"	1"	YBRR45	278.
	For 42" Wide Return	51"	1"	1"	YBRR51	343.
	For 48" Wide Return	57"	1"	1"	YBRR57	349.
	For 54" Wide Return	63"	1"	1"	YBRR63	354.
	For 60" Wide Return	69"	1"	1"	YBRR69	361.
	For 66" Wide Return	75"	1"	1"	YBRR75	366.
	For 72" Wide Return	81"	1"	1"	YBRR81	531.
	For 78" Wide Return	87"	1"	1"	YBRR87	538.
	For 84" Wide Return	93"	1"	1"	YBRR93	541.

Desk and Table Support

Ordering Information

- Rails**
1. Pattern Number
 2. Paint Finish

Order Code

Return Rails	
<i>Example:</i> YBRR63, 118T	
YBR	Rails
R	Return
63	Width
118T	Bright White Paint

Included With


- Return Rails**
- Spacers
 - Brackets
 - End Caps
 - Flat Brackets
- Bridge Rails**
- Brackets
 - Spacers
 - Flat Brackets

Options

- Rails**

Return and Bridge Rails

Rail Pairs For Desks, Tables or Big Tables

description	type	w	d	h	pattern no.	list
Bridge Rails (pair) 	For 30" Wide Bridge	39"	1"	1"	YBRB39	\$344.
	For 36" Wide Bridge	45"	1"	1"	YBRB45	350.
	For 42" Wide Bridge	51"	1"	1"	YBRB51	412.
	For 48" Wide Bridge	57"	1"	1"	YBRB57	416.
	For 54" Wide Bridge	63"	1"	1"	YBRB63	422.
	For 60" Wide Bridge	69"	1"	1"	YBRB69	428.
	For 66" Wide Bridge	75"	1"	1"	YBRB75	435.
	For 72" Wide Bridge	81"	1"	1"	YBRB81	602.
	For 78" Wide Bridge	87"	1"	1"	YBRB87	607.
	For 84" Wide Bridge	93"	1"	1"	YBRB93	609.

Ordering Information

- Rails**
 1. Pattern Number
 2. Paint Finish

Order Code

Return Rails

Example: **YBRR63, 118T**

YBR Rails

R Return

63 Width

118T Bright White Paint

Included With

Return Rails
 Spacers
 Brackets
 End Caps
 Flat Brackets

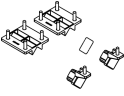
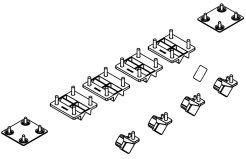

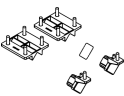
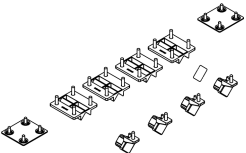
Bridge Rails
 Brackets
 Spacers
 Flat Brackets

Options

Rails

Desk Connectors

Connector Kit for Extension Tops and Cabinets

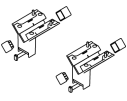
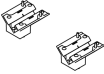


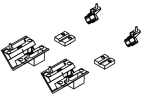
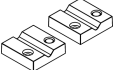
description	type	pattern no.	list
 <p>Connector Kit for Desk Extension Tops</p>	2 Brackets	YBCDE	\$71.
 <p>Connector Kit for Big Table Extension Tops</p>	4 Brackets	YBTE	161.
 <p>Connector Kit for Above Desk Extension Cabinets</p>	2 Brackets	YSDXUP	45.
 <p>Connector Kit for Above or Below Desk Extension Cabinets</p>	2 Brackets	YBCDE	71.
 <p>Connector Kit for Above and Below Big Table Extension Cabinets</p>	4 Brackets	YBTE	161.

Desk and Table Support

Ordering Information	Order Code	Included With	Options
Desk Connectors 1. Pattern Number 2. Paint Finish	Desk Connectors <i>Example:</i> YBCDE, 118T YBC Connector Kit DE Desk Extension 118T Bright White Paint	Desk Connectors Brackets Hardware	Desk Connectors

Desk Support Adapters

For Fence, Template, Floorstanding Cabinets and Pedestals

description	type	w	d	h	pattern no.	list
	For use with 25" High Fence	4"	3"	1 3/4"	YBAFE25	\$178.
	For use with 28 1/2" High Fence	4"	3"	3"	YBAFE28	178.
<i>(YBAFE25 shown)</i>						
	For use with 25" High Case	4"	3"	3"	YBATE25	148.
	For use with 28 1/2" High Case or Worksurface Shelf	4"	3"	1 3/4"	YBATE28	169.
	For use with 22 1/2" High Case (credenza height)	4"	3"	5 1/2"	YBATE22	184.
<i>(YBATE25 shown)</i>						
	For use with 25" High Case				YBATBT25	344.
	For use with 22 1/2" High Case (credenza height)				YBATBT22	882.
<i>(YBATBT25 shown)</i>						
	For use with Floorstanding 25" High Pedestal	4"	3"	3"	YBATE25	148.
	For use with Double Wide Pedestal	4"	3"	3"	YBAW25	195.
	Includes 2 brackets and hardware				YSFA	22.

Ordering Information

Desk Support Adaptors

1. Pattern Number
2. Paint Finish

Order Code

Desk Support Adaptors

Example: **YBAFE25, 118T**

YBA	Adapter
FE	Fence
25	Height
118T	Bright White Paint

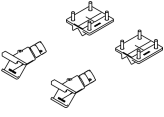
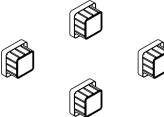
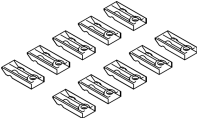

Included With

Desk Support Adaptors
Hardware

Options

Desk Support Adaptors

Connectors, End Caps, Worksurface Spacers and Flat Brackets

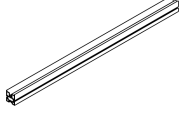
description	type	w	d	h	pattern no.	list
 Return or Bridge Rail Connector Kit (pair)	For Return or Bridge Connection	2"	1 1/4"	1 1/4"	YBCRR	\$102.
 Rail End Caps (Set of 4)	For End of Rails	1"	1/2"	1"	YBRE	45.
 Rail to Worksurface Spacers	Package of 10	1 3/4"	1/2"	1/4"	YBCWS	25.
 Flat Brackets Kit (pair)	For use with Adjacent Desks linking End-to-End or Back-to-Back	3"	2 3/4"	1/4"	YBF	19.

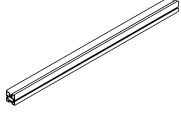
Desk and Table Support

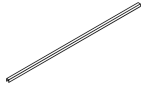
Ordering Information	Order Code	Included With	Options
Components for Reconfiguration 1. Pattern Number 2. Paint Finish	Components for Reconfiguration <i>Example:</i> YBCRR, 118T YBC Connector RR Rail to Return Rails 118T Bright White Paint	Components for Reconfiguration Hardware	Components for Reconfiguration

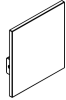
Center Beam for Big Tables

Center Beam, End Caps and Top Caps

description	type	w	d	h	pattern no.	list
Center Beam (no drilling for T-light cable) 	For 36" Wide Big Table Top	36"	3"	3 1/4"	YCB36	\$389.
	For 42" Wide Big Table Top	42"	3"	3 1/4"	YCB42	389.
	For 48" Wide Big Table Top	48"	3"	3 1/4"	YCB48	389.
	For 54" Wide Big Table Top	54"	3"	3 1/4"	YCB54	572.
	For 60" Wide Big Table Top	60"	3"	3 1/4"	YCB60	572.
	For 66" Wide Big Table Top	66"	3"	3 1/4"	YCB66	572.
	For 72" Wide Big Table Top	72"	3"	3 1/4"	YCB72	572.
	For 78" Wide Big Table Top	78"	3"	3 1/4"	YCB78	1,128.
	For 84" Wide Big Table Top	84"	3"	3 1/4"	YCB84	1,128.
	For 90" Wide Big Table Top	90"	3"	3 1/4"	YCB90	1,234.
	For 96" Wide Big Table Top	96"	3"	3 1/4"	YCB96	1,234.

Center Beam (Drilled for T-light cable) 	For 36" Wide Big Table Top	36"	3"	3 1/4"	YCBT36	435.
	For 42" Wide Big Table Top	42"	3"	3 1/4"	YCBT42	435.
	For 48" Wide Big Table Top	48"	3"	3 1/4"	YCBT48	435.
	For 54" Wide Big Table Top	54"	3"	3 1/4"	YCBT54	622.
	For 60" Wide Big Table Top	60"	3"	3 1/4"	YCBT60	622.
	For 66" Wide Big Table Top	66"	3"	3 1/4"	YCBT66	622.
	For 72" Wide Big Table Top	72"	3"	3 1/4"	YCBT72	622.
	For 78" Wide Big Table Top	78"	3"	3 1/4"	YCBT78	1,174.
	For 84" Wide Big Table Top	84"	3"	3 1/4"	YCBT84	1,174.
	For 90" Wide Big Table Top	90"	3"	3 1/4"	YCBT90	1,278.
	For 96" Wide Big Table Top	96"	3"	3 1/4"	YCBT96	1,278.

Center Beam Top Caps 	For 24" Wide Center Beam	24"	3"	3 1/4"	YCBCC24	61.
	For 30" Wide Center Beam	30"	3"	3 1/4"	YCBCC30	69.
	For 34", 35" and 36" Wide Center Beam	36"	3"	3 1/4"	YCBCC36	74.
	For 46", 47" and 48" Wide Center Beam	48"	3"	3 1/4"	YCBCC48	77.
	For 52", 53" and 54" Wide Center Beam	54"	3"	3 1/4"	YCBCC54	90.
	For 58", 59" and 60" Wide Center Beam	60"	3"	3 1/4"	YCBCC60	97.
	For 64", 65" and 66" Wide Center Beam	66"	3"	3 1/4"	YCBCC66	107.
	For 70", 71" and 72" Wide Center Beam	72"	3"	3 1/4"	YCBCC72	114.
	For 76", 77" and 78" Wide Center Beam	78"	3"	3 1/4"	YCBCC78	125.
	For 82", 83" and 84" Wide Center Beam	84"	3"	3 1/4"	YCBCC84	133.
	For 88", 89" and 90" Wide Center Beam	90"	3"	3 1/4"	YCBCC90	141.
	For 94", 95" and 96" Wide Center Beam	96"	3"	3 1/4"	YCBCC96	148.

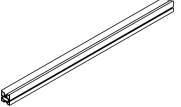
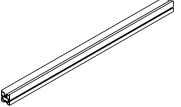
Center Beam End Caps (Full Height Shown) 	Full Height	3"	3/8"	3 1/4"	YCBE	19.
	Partial Height For Use With Extension Top or Cabinets	3"	3/8"	2"	YCBPE	19.

Ordering Information	Order Code	Included With	Options
Center Beam 1. Pattern Number 2. Paint Finish	Center Beam <i>Example: YCB60, 118T</i> YCB Center Beam	Center Beam	Center Beam
End Caps 1. Pattern Number 2. Paint Finish	60 Width 118T Bright White Paint		
Center Beam Top Caps 1. Pattern Number 2. Paint Finish	<i>Example: YCBPE, 118T</i> YCB Center Beam PE Partial End 118T Bright White Paint		

Antenna Workspaces

Center Beam for Big Tables, Table Desk and Wide End Leg

Center Beam

description	type	w	d	h	pattern no.	list
Center Beam, End Position (no drilling for T-light cable) 	For 36" Wide Big Table Top	35"	3"	3 1/4"	YCB35	\$389.
	For 42" Wide Big Table Top	41"	3"	3 1/4"	YCB41	389.
	For 48" Wide Big Table Top	47"	3"	3 1/4"	YCB47	389.
	For 54" Wide Big Table Top	53"	3"	3 1/4"	YCB53	572.
	For 60" Wide Big Table Top	59"	3"	3 1/4"	YCB59	572.
	For 66" Wide Big Table Top	65"	3"	3 1/4"	YCB65	572.
	For 72" Wide Big Table Top	71"	3"	3 1/4"	YCB71	572.
	For 78" Wide Big Table Top	77"	3"	3 1/4"	YCB77	1,128.
	For 84" Wide Big Table Top	83"	3"	3 1/4"	YCB83	1,128.
	For 90" Wide Big Table Top	89"	3"	3 1/4"	YCB89	1,234.
	For 96" Wide Big Table Top	95"	3"	3 1/4"	YCB95	1,234.
Center Beam, Dual Back to Back (no drilling for T-light cable) 	For 36" Wide Big Table Top	34"	3"	3 1/4"	YCB34	389.
	For 42" Wide Big Table Top	40"	3"	3 1/4"	YCB40	389.
	For 48" Wide Big Table Top	46"	3"	3 1/4"	YCB46	389.
	For 54" Wide Big Table Top	52"	3"	3 1/4"	YCB52	572.
	For 60" Wide Big Table Top	58"	3"	3 1/4"	YCB58	572.
	For 66" Wide Big Table Top	64"	3"	3 1/4"	YCB64	572.
	For 72" Wide Big Table Top	70"	3"	3 1/4"	YCB70	572.
	For 78" Wide Big Table Top	76"	3"	3 1/4"	YCB76	1,128.
	For 84" Wide Big Table Top	82"	3"	3 1/4"	YCB82	1,128.
	For 90" Wide Big Table Top	88"	3"	3 1/4"	YCB88	1,234.
	For 96" Wide Big Table Top	94"	3"	3 1/4"	YCB94	1,234.

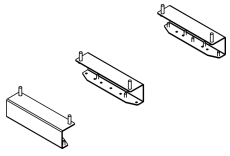
Desk and Table Support

Ordering Information	Order Code	Included With	Options
Center Beam	Center Beam	Center Beam	Center Beam
1. Pattern Number	<i>Example:</i> YCB60, 118T		
2. Paint Finish	YCB Center Beam		
End Caps	60 Width		
1. Pattern Number	118T Bright White Paint		
2. Paint Finish	End Caps		
Center Beam Top Caps	<i>Example:</i> YCBPE, 118T		
1. Pattern Number	YCB Center Beam		
2. Paint Finish	PE Partial End		
	118T Bright White Paint		

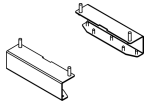
Keyboard Tray and CPU Holder Mounts

For Desk and Big Tables

description	type	w	d	h	pattern no.	list
KnollExtra Keyboard Tray Mount Kit	For attachment to underside of top	6"	1 1/4"	1 7/8"	YAK	\$161.



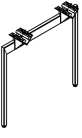
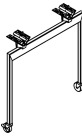
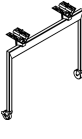
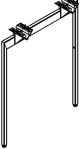
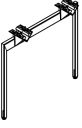
KnollExtra CPU Holder Mount Kit	For attachment to underside of top	6"	1 1/4"	1 7/8"	YACPU	107.
---------------------------------	------------------------------------	----	--------	--------	--------------	------



Ordering Information	Order Code	Included With	Options
Keyboard Tray/CPU Holder Mount Kit	Keyboard Tray Mount Kit	Keyboard Tray Mount Kit	Attachment Hardware
1. Pattern Number	<i>Example:</i> YAK YAK Keyboard Tray Mount	CPU Holder Mount Kit	Attachment Hardware

Legs for Desks or Returns


Desk, Low Desk, Standing, Adjustable Height and Pinset

description	type	d	w	h	pattern no.	list
 Desk Height End Legs for Desks or Returns	For 18" Deep Top	15"	1"	27"	YELD18	\$459.
	For 24" Deep Top	21"	1"	27"	YELD24	476.
	For 27" Deep Top	24"	1"	27"	YELD27	483.
	For 30" Deep Top	27"	1"	27"	YELD30	492.
	For 36" Deep Top	33"	1"	27"	YELD36	513.
	For 42" or 48" Deep Top	39"	1"	27"	YELD42	547.
 Desk Height End Legs with Casters for Desks or Returns	For 18" Deep Top	15"	1"	27"	YELCD18	521.
	For 24" Deep Top	21"	1"	27"	YELCD24	541.
	For 27" Deep Top	24"	1"	27"	YELCD27	549.
	For 30" Deep Top	27"	1"	27"	YELCD30	558.
	For 36" Deep Top	33"	1"	27"	YELCD36	576.
 Low Desk Height End Legs with Casters for Desks or Returns	For 18" Deep Top	15"	1"	23 1/2"	YELCM18	521.
	For 24" Deep Top	21"	1"	23 1/2"	YELCM24	541.
	For 27" Deep Top	24"	1"	23 1/2"	YELCM27	549.
	For 30" Deep Top	27"	1"	23 1/2"	YELCM30	558.
	For 36" Deep Top	33"	1"	23 1/2"	YELCM36	576.
 Standing Height End Legs for Desks or Returns	For 24" Deep Top	21"	1"	35"	YELH24	788.
	For 27" Deep Top	24"	1"	35"	YELH27	805.
	For 30" Deep Top	27"	1"	35"	YELH30	821.
	For 36" Deep Top	33"	1"	35"	YELH36	837.
	For 42" or 48" Deep Top	39"	1"	35"	YELH42	855.
 Adjustable Height End Legs for Desks or Returns	For 18" Deep Top	15"	1"	27" - 30"	YEL2A18	513.
	For 24" Deep Top	21"	1"	27" - 30"	YEL2A24	528.
	For 27" Deep Top	24"	1"	27" - 30"	YEL2A27	539.
	For 30" Deep Top	27"	1"	27" - 30"	YEL2A30	547.
	For 36" Deep Top	33"	1"	27" - 30"	YEL2A36	565.
	For 42" or 48" Deep Top	39"	1"	27" - 30"	YEL2A42	602.

Desk and Table Support

Ordering Information	Order Code	Included With	Options
End Legs for Desks/Returns 1. Pattern Number 2. Leg Paint Finish 3. Cradle Paint Finish	End Legs for Desks/Returns <i>Example:</i> YELD30, 118T, 118T YEL End Leg D Desk Height 30 Depth 118T Bright White Paint 118T Bright White Paint	End Legs for Desks/Returns (2) Glides or Casters (2) Cradles Attachment Hardware	End Legs for Desks/Returns

Desk, Low Desk, Standing, Adjustable Height and Pinset

description	type	d	w	h	pattern no.	list
	For 24" Deep Top	21"	1"	26"-35"	YELP24	\$802.
	For 27" Deep Top	24"	1"	26"-35"	YELP27	812.
	For 30" Deep Top	27"	1"	26"-35"	YELP30	819.
	For 36" Deep Top	33"	1"	26"-35"	YELP36	836.

Ordering Information

End Legs for Desks/Returns

1. Pattern Number
2. Leg Paint Finish
3. Cradle Paint Finish

Order Code

End Legs for Desks/Returns

Example: **YELD30, 118T, 118T**

YEL	End Leg
D	Desk Height
30	Depth
118T	Bright White Paint
118T	Bright White Paint

Included With

End Legs for Desks/Returns

- (2) Glides or Casters
- (2) Cradles
- Attachment Hardware

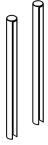
Options

End Legs for Desks/Returns

Legs for Desks or Returns

Desk Height Wood Wrap

description	type	d	w	h	pattern no.	list
Wood wrap for Desk Height End Leg, Pair		1 3/4"	1 3/4"	25"	YELDW	\$461.



Ordering Information

Wood wrap for Desk Height End Leg, Pair

1. Pattern Number

Order Code

Wood Wrap for Desk Height End Leg, Pair

Example: **YELDW**

YEL End Leg

W Wood Wrap

Included With

Wood Wrap for Desk Height End Leg, Pair

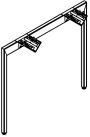
Attachment tape

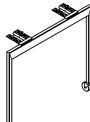
Options


Wood Wrap for Desk Height End Leg, Pair

Legs for Table Desks

Desk and Adjustable Height

description	type	w	d	h	pattern no.	Painted	Chrome
	For 18" Deep Top	1"	18"	27"	YELSD18	\$492.	\$775.
	For 24" Deep Top	1"	24"	27"	YELSD24	513.	796.
	For 27" Deep Top	1"	27"	27"	YELSD27	519.	881.
	For 30" Deep Top	1"	30"	27"	YELSD30	528.	891.
	For 36" Deep Top	1"	36"	27"	YELSD36	547.	983.
	For 42" Deep Top	1"	42"	27"	YELSD42	572.	1,052.
	For 48" Deep Top	1"	48"	27"	YELSD48	582.	1,108.

	For 24" Deep Top	1"	24"	27"	YELSCD24	558.	n/a
	For 27" Deep Top	1"	27"	27"	YELSCD27	576.	n/a
	For 30" Deep Top	1"	30"	27"	YELSCD30	585.	n/a
	For 36" Deep Top	1"	36"	27"	YELSCD36	593.	n/a
	For 42" Deep Top	1"	42"	27"	YELSCD42	610.	n/a
	For 48" Deep Top	1"	48"	27"	YELSCD48	638.	n/a

	For 18" Deep Top	1"	18"	27" - 30"	YEL2SA18	547.	n/a
	For 24" Deep Top	1"	24"	27" - 30"	YEL2SA24	565.	n/a
	For 27" Deep Top	1"	27"	27" - 30"	YEL2SA27	572.	n/a
	For 30" Deep Top	1"	30"	27" - 30"	YEL2SA30	582.	n/a
	For 36" Deep Top	1"	36"	27" - 30"	YEL2SA36	602.	n/a
	For 42" Deep Top	1"	42"	27" - 30"	YEL2SA42	625.	n/a
	For 48" Deep Top	1"	48"	27" - 30"	YEL2SA48	634.	n/a

Ordering Information

End Legs for Desks>Returns

1. Pattern Number
2. Leg Paint Finish
3. Cradle Paint Finish

Order Code

End Legs for Table Desks

Example: **YELSD30, 118T, 118T**

YEL	End Leg
S	Table Desk
D	Desk Height
30	Depth
118T	Bright White Paint
118T	Bright White Paint

Included With

End Legs for Table Desks

- (2) Glides or Casters
- (2) Cradles
- Attachment Hardware

Options


End Legs for Table Desks

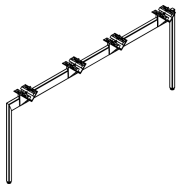
Finish Options:

Table Desk End Legs are available in Knoll core paints, Clear (138), Dard Red (130) and Slate Blue (131) paint finishes, as well as polished chrome (PD) finish.

Legs for Back to Back Desks

Desk Height and Adjustable Height

description	type	w	d	h	pattern no.	list
	For 18" Deep Back to Back Tops	1"	36 ³ / ₄ "	27"	YELDD18	\$703.
	For 24" Deep Back to Back Tops	1"	48 ³ / ₄ "	27"	YELDD24	743.
	For 27" Deep Back to Back Tops	1"	54 ³ / ₄ "	27"	YELDD27	775.
	For 30" Deep Back to Back Tops	1"	60 ³ / ₄ "	27"	YELDD30	795.
	For 36" Deep Back to Back Tops	1"	72 ³ / ₄ "	27"	YELDD36	813.

description	type	w	d	h	pattern no.	list
	For 18" Deep Back to Back Tops	1"	36 ³ / ₄ "	27" - 30"	YEL2DA18	757.
	For 24" Deep Back to Back Tops	1"	48 ³ / ₄ "	27" - 30"	YEL2DA24	795.
	For 27" Deep Back to Back Tops	1"	54 ³ / ₄ "	27" - 30"	YEL2DA27	828.
	For 30" Deep Back to Back Tops	1"	60 ³ / ₄ "	27" - 30"	YEL2DA30	845.
	For 36" Deep Back to Back Tops	1"	72 ³ / ₄ "	27" - 30"	YEL2DA36	866.

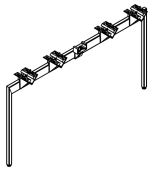
Desk and Table Support

Ordering Information	Order Code	Included With	Options
End Legs for Back to Back Desks 1. Pattern Number 2. Leg Paint Finish 3. Cradle Paint Finish	End Legs for Back to Back Desks <i>Example:</i> YELDD30, 118T, 118T YEL End Leg D Back to Back Desk D Desk Height 30 Depth 118T Bright White Paint 118T Bright White Paint	End Legs for Back to Back Desks (2) Glides (4) Cradles Attachment Hardware	End Legs for Back to Back Desks

Legs for Dual Sided Big Tables

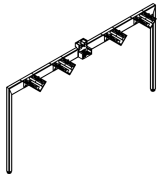
Desk Height

description	type	w	d	h	pattern no.	list
Desk Height End Leg for Dual Big Tables	For 18"D Dual Sided Big Tables	1"	38½"	27"	YELDD38	\$764.
	For 24", 27" or 30"D Dual Sided Big Tables	1"	50½"	27"	YELDD50	835.
	For 36"D Dual Sided Big Table	1"	62½"	27"	YELDD62	855.

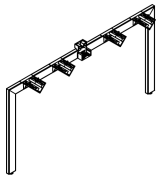


(YELDD50 shown)

Desk Height Table Desk End Leg for Dual Big Tables	For 24"D Dual Sided Big Tables	1"	53"	27"	YELSDD53	1,426.
	For 27"D Dual Sided Big Tables	1"	59"	27"	YELSDD59	1,447.
	For 30"D Dual Sided Big Tables	1"	65"	27"	YELSDD65	1,470.



Desk Height Wide End Leg for Dual Big Tables	For 24"D Dual Sided Big Tables	1"	53"	27"	YELWDD53	1,447.
	For 27"D Dual Sided Big Tables	1"	59"	27"	YELWDD59	1,470.
	For 30"D Dual Sided Big Tables	1"	65"	27"	YELWDD65	1,490.



Ordering Information

Legs for Dual Big Tables

1. Pattern Number
2. Leg Paint Finish
3. Cradle Paint Finish

Order Code

Legs for Dual Big Tables

Example: **YELDD50, 118T, 118T**

YEL	End Leg
D	Dual Big Table
D	Desk Height
50	Depth
118T	Bright White Paint
118T	Bright White Paint

Included With

Legs for Dual Big Tables
 (2) Glides
 (4) Cradles
 Center Beam Support Brackets
 Attachment Hardware

Mid Span Support Leg
 Attachment Hardware
 Glide

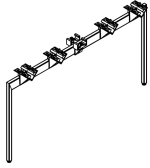
Options

Legs for Dual Big Tables

Legs for Dual Sided Big Tables

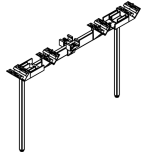
Desk Height

description	type	w	d	h	pattern no.	list
Desk Height Intermediate Leg for Dual Big Tables	For 18"D Dual Sided Big Tables	1"	38 1/2"	27"	YILDD38	\$839.
	For 24", 27" or 30"D Dual Sided Big Tables	1"	50 1/2"	27"	YILDD50	926.
	For 36"D Dual Sided Big Tables	1"	62 1/2"	27"	YILDD62	934.



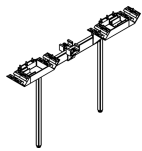
(YILDD50 shown)

Desk Height Inset Intermediate Leg for Dual Big Tables	For 24", 27" or 30"D Dual Sided Big Tables	1"	35 1/2"	27"	YILDD35	1,015.
	For 36"D Dual Sided Big Tables	1"	47 1/2"	27"	YILDD48	1,059.



(YILDD35 shown)

Desk Height Deep Inset Intermediate Leg for Dual Big Tables	For 24", 27" or 30"D Dual Sided Big Tables	1"	23 1/2"	27"	YILDD24	1,065.
---	--	----	---------	-----	----------------	--------



Desk and Table Support

Ordering Information

Legs for Dual Big Tables

1. Pattern Number
2. Leg Paint Finish
3. Cradle Paint Finish

Order Code

Legs for Dual Big Tables

Example: **YELDD50, 118T, 118T**

YEL	End Leg
D	Dual Big Table
D	Desk Height
50	Depth
118T	Bright White Paint
118T	Bright White Paint

Included With

Legs for Dual Big Tables
 (2) Glides
 (4) Cradles
 Center Beam Support Brackets
 Attachment Hardware

Mid Span Support Leg
 Attachment Hardware
 Glide

Options

Legs for Dual Big Tables

Legs for Dual Sided Big Tables

Desk Height

description	type	w	d	h	pattern no.	list
Desk Height Mid Span Support Leg for Center Beam	For 36"D Dual and Single Sided Big Tables wider than 54"W	1"	1"	25"	YILDD1	\$144.



Ordering Information

Legs for Dual Big Tables

1. Pattern Number
2. Leg Paint Finish
3. Cradle Paint Finish

Order Code

Legs for Dual Big Tables

Example: **YELDD50, 118T, 118T**

YEL	End Leg
D	Dual Big Table
D	Desk Height
50	Depth
118T	Bright White Paint
118T	Bright White Paint

Included With

Legs for Dual Big Tables
 (2) Glides
 (4) Cradles
 Center Beam Support Brackets
 Attachment Hardware
Mid Span Support Leg
 Attachment Hardware
 Glide

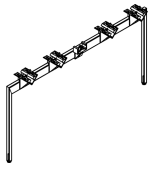
Options

Legs for Dual Big Tables

Legs for Dual Sided Big Tables

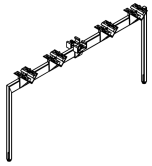
Adjustable Height

description	type	w	d	h	pattern no.	list
Adjustable Height End Leg for Dual Big Tables	For 18"D Dual Sided Big Tables	1"	38 1/2"	27" - 30"	YEL2DA38	\$820.
	For 24", 27" or 30"D Dual Sided Big Tables	1"	50 1/2"	27" - 30"	YEL2DA50	888.
	For 36"D Dual Sided Big Tables	1"	62 1/2"	27" - 30"	YEL2DA62	911.



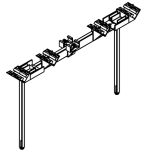
(YELDA50 shown)

Adjustable Height Intermediate Leg for Dual Big Tables	For 18"D Dual Sided Big Tables	1"	38 1/2"	27" - 30"	YIL2DA38	891.
	For 24", 27" or 30"D Dual Sided Big Tables	1"	50 1/2"	27" - 30"	YIL2DA50	980.
	For 36"D Dual Sided Big Tables	1"	62 1/2"	27" - 30"	YIL2DA62	985.



(YILDA50 shown)

Adjustable Height Inset Intermediate Leg for Dual Big Tables	For 24", 27" or 30"D Dual Sided Big Tables	1"	35 1/2"	27" - 30"	YIL2DA35	1,065.
	For 36"D Dual Sided Big Table	1"	47 1/2"	27" - 30"	YIL2DA48	1,115.



(YILDA35 shown)

Adjustable Height Deep Inset Intermediate Leg for Dual Big Tables	For 24", 27" or 30"D Dual Sided Big Table	1"	23 1/2"	27"	YIL2DA24	1,120.
---	---	----	---------	-----	-----------------	--------



Ordering Information

Legs for Dual Big Tables

1. Pattern Number
2. Leg Paint Finish
3. Cradle Paint Finish

Order Code

Legs for Dual Big Tables

Example: **YEL2DA50, 118T, 118T**

YEL2	End Leg
D	Dual Big Table
A	Adjustable Height
50	Depth
118T	Bright White Paint
118T	Bright White Paint

Included With

Legs for Dual Big Tables
 (2) Glides
 (4) Cradles
 Center Beam Support Brackets
 Attachment Hardware
Mid Span Support Leg
 Attachment Hardware
 Glide

Options

Legs for Dual Big Tables

Legs for Dual Sided Big Tables

Adjustable Height

description	type	w	d	h	pattern no.	list
Adjustable Height Mid Span Support Leg for Center Beam	For 36"D Dual and Single Sided Big Tables wider than 54"	1"	1"	25" - 30"	YIL2DA1	\$172.



Ordering Information

Legs for Dual Big Tables

1. Pattern Number
2. Leg Paint Finish
3. Cradle Paint Finish

Order Code

Legs for Dual Big Tables

Example: **YEL2DA50, 118T, 118T**

YEL2	End Leg
D	Dual Big Table
A	Adjustable Height
50	Depth
118T	Bright White Paint
118T	Bright White Paint

Included With

Legs for Dual Big Tables
 (2) Glides
 (4) Cradles
 Center Beam Support Brackets
 Attachment Hardware

Mid Span Support Leg
 Attachment Hardware
 Glide

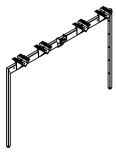
Options

Legs for Dual Big Tables

Legs for Standing Height Dual Sided Big Tables

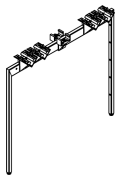
Standing Height 36"

description	type	w	d	h	pattern no.	list
36" Standing Height End Leg for Dual Big Tables	For 18"D Dual Big Tables	1"	38 1/2"	35"	YELDH38	\$1,221.
	For 24", 27" or 30"D Dual Big Tables	1"	50 1/2"	35"	YELDH50	1,267.



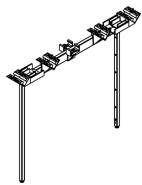
(YELDH50 shown)

36" Standing Height Intermediate Leg for Dual Big Tables	For 18"D Dual Big Tables	1"	38 1/2"	35"	YILDH38	1,319.
	For 24", 27" or 30"D Dual Big Tables	1"	50 1/2"	35"	YILDH50	1,364.



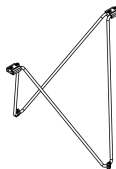
(YILDH38 shown)

36" Standing Height Inset Intermediate Leg for Dual Big Tables, Drilled for Diagonal Brace	For 24", 27" or 30"D Dual Big Tables	1"	35 1/2"	35"	YILDH35	1,574.
--	--------------------------------------	----	---------	-----	----------------	--------



(YILDH35 shown)

Support brace kit for standing height inset intermediate leg	For 24", 27" or 30"D Dual Big Tables	1"	20"	35"	YILDHB	575.
--	--------------------------------------	----	-----	-----	---------------	------



Desk and Table Support

Ordering Information

Legs for Dual Big Tables

1. Pattern Number
2. Leg Paint Finish
3. Cradle Paint Finish

Order Code

Legs for Dual Big Tables

Example: **YELDH50, 118T, 118T**

YEL	End Leg
D	Dual Big Table
H	Standing Height
50	Depth
118T	Bright White Paint
118T	Bright White Paint

Included With

Legs for Dual Big Tables

- (2) Glides
- (4) Cradles
- Center Beam Support Brackets
- Attachment Hardware

Mid Span Support Leg

- Attachment Hardware
- Glide

Options

Legs for Dual Big Tables

All core painted finishes

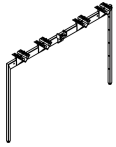
Support Brace

All core painted finishes and Chrome.

Legs for Standing Height Dual Sided Big Tables

Standing Height 36"

description	type	w	d	h	pattern no.	list
36" Standing Height End Leg for Dual Big Tables, Drilled for Diagonal Brace	For 24", 27" or 30"D Dual Big Tables	1"	50 1/2"	35"	YELDH50B	\$1,345.



(YELDH50 shown)

36" Support brace kit for standing height End Leg	For 24", 27" or 30"D Dual Big Tables	1"	20"	35"	YELDHB	361.
---	--------------------------------------	----	-----	-----	---------------	------



Ordering Information

Legs for Dual Big Tables

1. Pattern Number
2. Leg Paint Finish
3. Cradle Paint Finish

Order Code

Legs for Dual Big Tables

Example: **YELDH50, 118T, 118T**

YEL	End Leg
D	Dual Big Table
H	Standing Height
50	Depth
118T	Bright White Paint
118T	Bright White Paint

Included With

Legs for Dual Big Tables

- (2) Glides
- (4) Cradles
- Center Beam Support Brackets
- Attachment Hardware

Mid Span Support Leg

- Attachment Hardware
- Glide

Options

Legs for Dual Big Tables

All core painted finishes

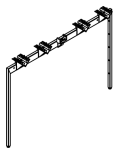
Support Brace

All core painted finishes and Chrome.

Legs for Standing Height Dual Sided Big Tables

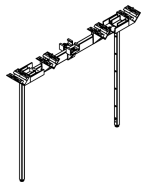
Standing Height 42"

description	type	w	d	h	pattern no.	list
42" Standing Height End Leg for Dual Big Tables	For 24", 27" or 30"D Dual Big Tables	1"	50 1/2"	41"	YELDT50	\$1,303.



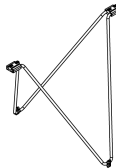
(YELDT50 shown)

42" Standing Height Inset Intermediate Leg for Dual Big Tables, Drilled for Diagonal Brace	For 24", 27" or 30"D Dual Big Tables	1"	35 1/2"	41"	YILD35	1,617.
--	--------------------------------------	----	---------	-----	---------------	--------



(YILD35 shown)

42" Support brace kit for standing height inset intermediate leg	For 24", 27" or 30"D Dual Big Tables	1"	20"	41"	YILDTB	647.
--	--------------------------------------	----	-----	-----	---------------	------



Ordering Information

Legs for Dual Big Tables

1. Pattern Number
2. Leg Paint Finish
3. Cradle Paint Finish

Order Code

Legs for Dual Big Tables

Example: **YELDT50, 118T, 118T**

YEL	End Leg
D	Dual Big Table
T	Standing Height
50	Depth
118T	Bright White Paint
118T	Bright White Paint

Included With

Legs for Dual Big Tables

- (2) Glides
- (4) Cradles
- Center Beam Support Brackets
- Attachment Hardware

Mid Span Support Leg

- Attachment Hardware
- Glide

Options

Legs for Dual Big Tables

All core painted finishes

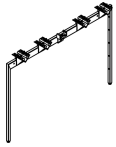
Support Brace

All core painted finishes and Chrome

Legs for Standing Height Dual Sided Big Tables

Standing Height 42"

description	type	w	d	h	pattern no.	list
42" Standing Height End Leg for Dual Big Tables, Drilled for Diagonal Brace	For 24", 27" or 30"D Dual Big Tables	1"	50 1/2"	41"	YELDT50B	\$1,386.



(YELDT50 shown)

42" Support brace kit for standing height End Leg	For 24", 27" or 30"D Dual Big Tables	1"	20"	41"	YELDTB	373.
---	--------------------------------------	----	-----	-----	---------------	------



Ordering Information

Legs for Dual Big Tables

1. Pattern Number
2. Leg Paint Finish
3. Cradle Paint Finish

Order Code

Legs for Dual Big Tables

Example: **YELDT50, 118T, 118T**

YEL	End Leg
D	Dual Big Table
T	Standing Height
50	Depth
118T	Bright White Paint
118T	Bright White Paint

Included With

Legs for Dual Big Tables

- (2) Glides
- (4) Cradles
- Center Beam Support Brackets
- Attachment Hardware

Mid Span Support Leg

- Attachment Hardware
- Glide

Options

Legs for Dual Big Tables

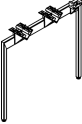
All core painted finishes

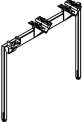
Support Brace

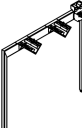
All core painted finishes and Chrome

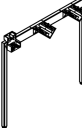
Legs for Single Sided Big Tables

Desk Height, Basic

description	type	w	d	h	pattern no.	list
 Desk Height End Legs for Single Sided Basic Big Tables (Left Shown)	Left support for 18"D single sided big table	1"	22"	27"	YEL2SSDB22L	\$562.
	Left support for 24", 27" or 30"D single sided big table	1"	28"	27"	YEL2SSDB28L	586.
	Left support for 36"D single sided big table	1"	34"	27"	YEL2SSDB34L	609.

 Desk Height End Legs for Single Sided Basic Big Tables (Right Shown)	Right support for 18"D single sided big table	1"	22"	27"	YEL2SSDB22R	562.
	Right support for 24", 27" or 30"D single sided big table	1"	28"	27"	YEL2SSDB28R	586.
	Right support for 36"D single sided big table	1"	34"	27"	YEL2SSDB34R	609.

 Desk Height Table Desk End Leg for Single Sided Basic Big Tables (Left Shown)	Left support for 24"D single sided big table	1"	29 1/4"	27"	YELSSDB30L	1,240.
	Left support for 27"D single sided big table	1"	32 1/4"	27"	YELSSDB33L	1,240.
	Left support for 30"D single sided big table	1"	35 1/4"	27"	YELSSDB36L	1,240.

 Desk Height Table Desk End Leg for Single Sided Basic Big Tables (Right Shown)	Right support for 24"D single sided big table	1"	29 1/4"	27"	YELSSDB30R	1,240.
	Right support for 27"D single sided big table	1"	32 1/4"	27"	YELSSDB33R	1,240.
	Right support for 30"D single sided big table	1"	35 1/4"	27"	YELSSDB36R	1,240.

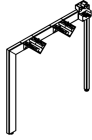
Desk and Table Support

Ordering Information	Order Code	Included With	Options
Legs for Single Big Tables	Legs for Single Side Big Tables	Legs for Single Side Big Tables	Legs for Single Side Big Tables
1. Pattern Number	<i>Example:</i> YELSSDB22L, 118T, 118T	(2) Glides	
2. Leg Paint Finish	YEL End Leg	(4) Cradles	
3. Cradle Paint Finish	SS Single Sided Big Table	Center Beam Support Brackets	
	D Desk Height	Attachment Hardware	
	B Basic		
	22 Depth		
	L Left Support		
	118T Bright White Paint		
	118T Bright White Paint		

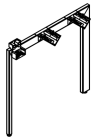
Legs for Single Sided Big Tables

Desk Height, Basic

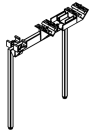
description	type	w	d	h	pattern no.	list
Desk Height Wide End Leg for Single Sided Basic Big Tables (Left Shown)	Left support for 24"D single sided big table	1"	29 1/4"	27"	YELWSSDB30L	\$1,256.
	Left support for 27"D single sided big table	1"	32 1/4"	27"	YELWSSDB33L	1,256.
	Left support for 30"D single sided big table	1"	35 1/4"	27"	YELWSSDB36L	1,256.



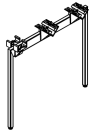
Desk Height Wide End Leg for Single Sided Basic Big Tables (Right Shown)	Right support for 24"D single sided big table	1"	29 1/4"	27"	YELWSSDB30R	1,256.
	Right support for 27"D single sided big table	1"	32 1/4"	27"	YELWSSDB33R	1,256.
	Right support for 30"D single sided big table	1"	35 1/4"	27"	YELWSSDB36R	1,256.



Desk Height Inset Intermediate Legs for Single Sided Basic Big Tables	For 24", 27" or 30"D single sided big table	1"	20"	27"	YIL2SSDB20	757.
	For 36"D single sided big table	1"	26"	27"	YIL2SSDB26	780.



Desk Height Intermediate Legs for Single Sided Basic Big Tables	For 18"D single sided big tables	1"	22"	27"	YIL2SSDB22	653.
	For 24", 27" or 30"D single sided big table	1"	28"	27"	YIL2SSDB28	678.
	For 36"D single sided big table	1"	34"	27"	YIL2SSDB34	698.

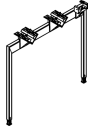


Ordering Information	Order Code	Included With	Options
Legs for Single Big Tables	Legs for Single Side Big Tables	Legs for Single Side Big Tables	Legs for Single Side Big Tables
1. Pattern Number	<i>Example:</i> YELSSDB22L, 118T, 118T	(2) Glides	
2. Leg Paint Finish	YEL End Leg	(4) Cradles	
3. Cradle Paint Finish	SS Single Sided Big Table	Center Beam Support Brackets	
	D Desk Height	Attachment Hardware	
	B Basic		
	22 Depth		
	L Left Support		
	118T Bright White Paint		
	118T Bright White Paint		

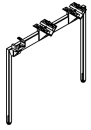
Legs for Single Sided Big Tables

Adjustable Height, Basic

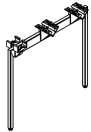
description	type	w	d	h	pattern no.	list
Adjustable Height End Legs for Single Sided Basic Big Tables (Left Shown)	Left support for 18"D single sided big table	1"	22"	27" - 30"	YEL3SSAB22L	\$611.
	Left support for 24", 27" or 30"D single sided big table	1"	28"	27" - 30"	YEL3SSAB28L	636.
	Left support for 36"D single sided big table	1"	34"	27" - 30"	YEL3SSAB34L	659.



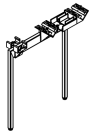
Adjustable Height End Legs for Single Sided Basic Big Tables (Right Shown)	Right support for 18"D single sided big table	1"	22"	27" - 30"	YEL3SSAB22R	611.
	Right support for 24", 27" or 30"D single sided big table	1"	28"	27" - 30"	YEL3SSAB28R	636.
	Right support for 36"D single sided big table	1"	34"	27" - 30"	YEL3SSAB34R	659.



Adjustable Height Intermediate Legs for Single Sided Basic Big Tables	For 18"D single sided big tables	1"	22"	27" - 30"	YIL3SSAB22	699.
	For 24", 27" or 30"D single sided big tables	1"	28"	27" - 30"	YIL3SSAB28	726.
	For 36"D single sided big tables	1"	34"	27" - 30"	YIL3SSAB34	749.



Adjustable Height Inset Intermediate Legs for Single Sided Basic Big Tables	For 24", 27" or 30"D single sided big tables	1"	20"	27" - 30"	YIL3SSAB20	806.
	For 36"D single sided big table	1"	26"	27" - 30"	YIL3SSAB26	831.

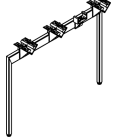


Ordering Information	Order Code	Included With	Options
Legs for Single Big Tables	Legs for Single Side Big Tables	Legs for Single Side Big Tables	Legs for Single Side Big Tables
1. Pattern Number	<i>Example:</i> YEL3SSAB22L, 118T, 118T	(2) Glides	
2. Leg Paint Finish	YEL3 End Leg	(4) Cradles	
3. Cradle Paint Finish	SS Single Sided Big Table	Center Beam Support Brackets	
	A Adjustable Height	Attachment Hardware	
	B Basic		
	22 Depth		
	L Left Support		
	118T Bright White Paint		
	118T Bright White Paint		

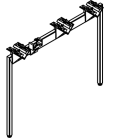
Legs for Single Sided Big Tables

Desk Height, Full Back

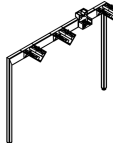
description	type	w	d	h	pattern no.	list
Desk Height End Legs for Single Sided Full Back Big Tables (Left Shown)	Left support for 18"D single sided big table	1"	28"	27"	YELSSDF28L	\$645.
	Left support for 24", 27" or 30"D single sided big table	1"	34"	27"	YELSSDF34L	661.
	Left support for 36"D single sided big table	1"	40"	27"	YELSSDF40L	694.



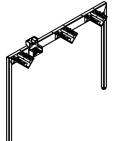
Desk Height End Legs for Single Sided Full Back Big Tables (Right Shown)	Right support for 18"D single sided big table	1"	28"	27"	YELSSDF28R	645.
	Right support for 24", 27" or 30"D single sided big table	1"	34"	27"	YELSSDF34R	661.
	Right support for 36"D single sided big table	1"	40"	27"	YELSSDF40R	694.



Desk Height Table Desk End Leg for Single Sided Full Back Big Tables (Left Shown)	Left support for 24"D single sided big table	1"	35 1/2"	27"	YELSSSDF36L	1,328.
	Left support for 27"D single sided big table	1"	38 1/2"	27"	YELSSSDF39L	1,328.
	Left support for 30"D single sided big table	1"	41 1/2"	27"	YELSSSDF42L	1,328.



Desk Height Table Desk End Leg for Single Sided Full Back Big Tables (Right Shown)	Right support for 24"D single sided big table	1"	35 1/2"	27"	YELSSSDF36R	1,328.
	Right support for 27"D single sided big table	1"	38 1/2"	27"	YELSSSDF39R	1,328.
	Right support for 30"D single sided big table	1"	41 1/2"	27"	YELSSSDF42R	1,328.



Ordering Information

Legs for Single Big Tables

1. Pattern Number
2. Leg Paint Finish
3. Cradle Paint Finish

Order Code

Legs for Single Side Big Tables

Example: **YELSSDF28L, 118T, 118T**

YEL	End Leg
SS	Single Sided Big Table
D	Desk Height
F	Full Performance
28	Depth
L	Left Support
118T	Bright White Paint
118T	Bright White Paint

Included With

Legs for Single Side Big Tables

- (2) Glides
- (4) Cradles
- Center Beam Support Brackets
- Attachment Hardware

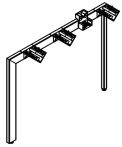
Options

Legs for Single Side Big Tables

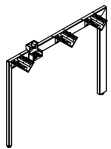
Legs for Single Sided Big Tables

Desk Height, Full Back

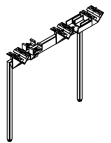
description	type	w	d	h	pattern no.	list
Desk Height Wide End Leg for Single Sided Full Back Big Tables (Left Shown)	Left support for 24"D single sided big table	1"	35 1/2"	27"	YELWSSDF36L	\$1,340.
	Left support for 27"D single sided big table	1"	38 1/2"	27"	YELWSSDF39L	1,340.
	Left support for 30"D single sided big table	1"	41 1/2"	27"	YELWSSDF42L	1,340.



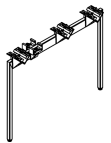
Desk Height Wide End Leg for Single Sided Full Back Big Tables (Right Shown)	Right support for 24"D single sided big table	1"	35 1/2"	27"	YELWSSDF36R	1,340.
	Right support for 27"D single sided big table	1"	38 1/2"	27"	YELWSSDF39R	1,340.
	Right support for 30"D single sided big table	1"	41 1/2"	27"	YELWSSDF42R	1,340.



Desk Height Inset Intermediate Legs for Single Sided Full Back Big Tables	For 24", 27" or 30"D single sided big table	1"	26 1/2"	27"	YILSSDF26	820.
	For 36"D single sided big table	1"	32 1/2"	27"	YILSSDF32	839.



Desk Height Intermediate Legs for Single Sided Full Back Big Tables	For 18"D single sided big tables	1"	28"	27"	YILSSDF28	719.
	For 24", 27" or 30"D single sided big table	1"	34"	27"	YILSSDF34	743.
	For 36"D single sided big table	1"	40"	27"	YILSSDF40	827.

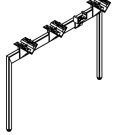


Ordering Information	Order Code	Included With	Options
Legs for Single Big Tables	Legs for Single Side Big Tables	Legs for Single Side Big Tables	Legs for Single Side Big Tables
1. Pattern Number	<i>Example:</i> YELSSDF28L, 118T, 118T	(2) Glides	
2. Leg Paint Finish	YEL End Leg	(4) Cradles	
3. Cradle Paint Finish	SS Single Sided Big Table	Center Beam Support Brackets	
	D Desk Height	Attachment Hardware	
	F Full Performance		
	28 Depth		
	L Left Support		
	118T Bright White Paint		
	118T Bright White Paint		


Legs for Single Sided Big Tables

Adjustable Height, Full Back


description	type	w	d	h	pattern no.	list
Adjustable Height End Legs for Single Sided Full Back Big Tables (Left Shown)	Left support for 18"D single sided big table	1"	28"	25 1/2" - 28 1/2"	YEL2SSAF28L	\$695.
	Left support for 24", 27" or 30"D single sided big table	1"	34"	25 1/2" - 28 1/2"	YEL2SSAF34L	716.
	Left support for 36"D single sided big table	1"	40"	25 1/2" - 28 1/2"	YEL2SSAF40L	747.



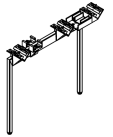
Adjustable Height End Legs for Single Sided Full Back Big Tables (Right Shown)	Right support for 18"D single sided big table	1"	28"	25 1/2" - 28 1/2"	YEL2SSAF28R	695.
	Right support for 24", 27" or 30"D single sided big table	1"	34"	25 1/2" - 28 1/2"	YEL2SSAF34R	716.
	Right support for 36"D single sided big table	1"	40"	25 1/2" - 28 1/2"	YEL2SSAF40R	747.



Adjustable Height Intermediate Legs for Single Sided Full Back Big Tables	For 18"D single sided big tables	1"	28"	25 1/2" - 28 1/2"	YIL2SSAF28	771.
	For 24", 27" or 30"D single sided big tables	1"	34"	25 1/2" - 28 1/2"	YIL2SSAF34	795.
	For 36"D single sided big tables	1"	40"	25 1/2" - 28 1/2"	YIL2SSAF40	827.



Adjustable Height Inset Intermediate Legs for Single Sided Full Back Big Tables	For 24", 27" or 30"D single sided big tables	1"	26 1/2"	25 1/2" - 28 1/2"	YIL2SSAF26	874.
	For 36"D single sided big table	1"	32 1/2"	25 1/2" - 28 1/2"	YIL2SSAF32	891.

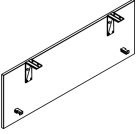


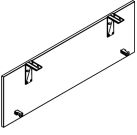
Ordering Information	Order Code	Included With	Options
Legs for Single Big Tables	Legs for Single Side Big Tables	Legs for Single Side Big Tables	Legs for Single Side Big Tables
1. Pattern Number	<i>Example:</i> YELSSAF28L, 118T, 118T	(2) Glides	
2. Leg Paint Finish	YEL End Leg	(4) Cradles	
3. Cradle Paint Finish	SS Single Sided Big Table	Center Beam Support Brackets	
	A Adjustable Height	Attachment Hardware	
	F Full Performance		
	28 Depth		
	L Left Support		
	118T Bright White Paint		
	118T Bright White Paint		

Modesty Panels for Desks or Returns

Half Height

Painted, Laminate or Veneer

description	type	w	d	h	pattern no.	Painted (P)	Laminate (L)	V1 (V)	V2 (V)	V3 (V)
Modesty Panels for Desks or Returns, Half Height 	For 36" Wide Tops	36"	3/4"	16 7/8"	YMP1736()	\$389.	\$423.	\$926.	\$1,063.	\$1,385.
	For 42" Wide Tops	42"	3/4"	16 7/8"	YMP1742()	399.	431.	956.	1,098.	1,428.
	For 48" Wide Tops	48"	3/4"	16 7/8"	YMP1748()	405.	466.	990.	1,143.	1,485.
	For 54" Wide Tops	54"	3/4"	16 7/8"	YMP1754()	414.	476.	1,029.	1,185.	1,539.
	For 60" Wide Tops	60"	3/4"	16 7/8"	YMP1760()	487.	608.	1,105.	1,269.	1,647.
	For 66" Wide Tops	66"	3/4"	16 7/8"	YMP1766()	548.	670.	1,132.	1,303.	1,694.
	For 72" Wide Tops	72"	3/4"	16 7/8"	YMP1772()	557.	679.	1,166.	1,338.	1,741.
	For 78" Wide Tops	78"	3/4"	16 7/8"	YMP1778()	565.	686.	1,207.	1,393.	1,807.
	For 84" Wide Tops	84"	3/4"	16 7/8"	YMP1784()	572.	695.	1,238.	1,424.	1,851.

Modesty Panels for Desks or Returns, Half Height with Cord Passage 	For 36" Wide Tops	36"	3/4"	15 7/8"	YMP1636()	389.	423.	926.	1,063.	1,385.
	For 42" Wide Tops	42"	3/4"	15 7/8"	YMP1642()	399.	431.	956.	1,098.	1,428.
	For 48" Wide Tops	48"	3/4"	15 7/8"	YMP1648()	405.	466.	990.	1,143.	1,485.
	For 54" Wide Tops	54"	3/4"	15 7/8"	YMP1654()	414.	476.	1,029.	1,185.	1,539.
	For 60" Wide Tops	60"	3/4"	15 7/8"	YMP1660()	487.	608.	1,105.	1,269.	1,647.
	For 66" Wide Tops	66"	3/4"	15 7/8"	YMP1666()	548.	670.	1,132.	1,303.	1,694.
	For 72" Wide Tops	72"	3/4"	15 7/8"	YMP1672()	557.	679.	1,166.	1,338.	1,741.
	For 78" Wide Tops	78"	3/4"	15 7/8"	YMP1678()	565.	686.	1,207.	1,393.	1,807.
	For 84" Wide Tops	84"	3/4"	15 7/8"	YMP1684()	572.	695.	1,238.	1,424.	1,851.

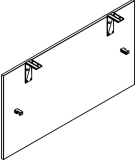
Desk and Table Support

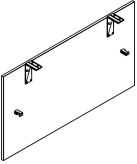
Ordering Information	Order Code	Included With	Options
Modesty Panels for Desks or Returns 1. Pattern Number 2. Surface Finish 3. Bracket Paint Finish	Modesty Panels for Desks or Returns <i>Example:</i> YMP1748P, 118T, 118T YMP Modesty Panel 17 Height 48 Width P Paint 118T Bright White Paint 118T Bright White Paint	Modesty Panels for Desks or Returns Attachment brackets Hardware	Modesty Panels for Desks or Returns Finish Options: (P) = Painted (L) = Laminate (V) = Veneer

Modesty Panels for Desks or Returns

Full Height

Painted, Laminate or Veneer

description	type	w	d	h	pattern no.	Painted (P)	Laminate (L)	V1 (V)	V2 (V)	V3 (V)
Modesty Panels for Desks or Returns, Full Height 	For 36" Wide Tops	36"	3/4"	26 1/2"	YMP2736()	\$417.	\$525.	\$1,033.	\$1,192.	\$1,546.
	For 42" Wide Tops	42"	3/4"	26 1/2"	YMP2742()	430.	540.	1,075.	1,239.	1,612.
	For 48" Wide Tops	48"	3/4"	26 1/2"	YMP2748()	447.	551.	1,132.	1,307.	1,696.
	For 54" Wide Tops	54"	3/4"	26 1/2"	YMP2754()	459.	562.	1,178.	1,354.	1,762.
	For 60" Wide Tops	60"	3/4"	26 1/2"	YMP2760()	538.	760.	1,277.	1,473.	1,913.
	For 66" Wide Tops	66"	3/4"	26 1/2"	YMP2766()	603.	827.	1,328.	1,525.	1,982.
	For 72" Wide Tops	72"	3/4"	26 1/2"	YMP2772()	616.	837.	1,367.	1,575.	2,047.
	For 78" Wide Tops	78"	3/4"	26 1/2"	YMP2778()	629.	851.	1,426.	1,639.	2,132.
	For 84" Wide Tops	84"	3/4"	26 1/2"	YMP2784()	645.	865.	1,471.	1,690.	2,198.

Modesty Panels for Desks or Returns, Full Height with Cord Passage 	For 36" Wide Tops	36"	3/4"	25 1/2"	YMP2636()	417.	525.	1,033.	1,192.	1,546.
	For 42" Wide Tops	42"	3/4"	25 1/2"	YMP2642()	430.	540.	1,075.	1,239.	1,612.
	For 48" Wide Tops	48"	3/4"	25 1/2"	YMP2648()	447.	551.	1,132.	1,307.	1,696.
	For 54" Wide Tops	54"	3/4"	25 1/2"	YMP2654()	459.	562.	1,178.	1,354.	1,762.
	For 60" Wide Tops	60"	3/4"	25 1/2"	YMP2660()	538.	760.	1,277.	1,473.	1,913.
	For 66" Wide Tops	66"	3/4"	25 1/2"	YMP2666()	603.	827.	1,328.	1,525.	1,982.
	For 72" Wide Tops	72"	3/4"	25 1/2"	YMP2672()	616.	837.	1,367.	1,575.	2,047.
	For 78" Wide Tops	78"	3/4"	25 1/2"	YMP2678()	629.	851.	1,426.	1,639.	2,132.
	For 84" Wide Tops	84"	3/4"	25 1/2"	YMP2684()	645.	865.	1,471.	1,690.	2,198.

Ordering Information

Modesty Panels for Desks or Returns

1. Pattern Number
2. Surface Finish
3. Bracket Paint Finish

Order Code

Modesty Panels for Desks or Returns

Example: **YMP2748P, 118T, 118T**

YMP	Modesty Panel
27	Height
48	Width
P	Paint
118T	Bright White Paint
118T	Bright White Paint

Included With

Modesty Panels for Desks or Returns

Attachment brackets
Hardware

Options

Modesty Panels for Desks or Returns

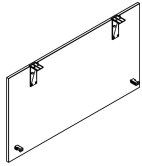
Finish Options:
(P) = Painted
(L) = Laminate
(V) = Veneer

Back Panels for Single Sided Big Tables

Full Performance

Painted, Laminate or Veneer

description	type	w	d	h	pattern no.	Painted (P)	Laminate (L)	V1 (V)	V2 (V)	V3 (V)
Back Panels for Single Sided Big Table, Full Performance	For 48" Wide Tops	48"	3/4"	27"	YBPSSF2748()	\$447.	\$551.	\$1,132.	\$1,307.	\$1,696.
	For 54" Wide Tops	54"	3/4"	27"	YBPSSF2754()	459.	562.	1,178.	1,354.	1,762.
	For 60" Wide Tops	60"	3/4"	27"	YBPSSF2760()	538.	760.	1,277.	1,473.	1,913.
	For 66" Wide Tops	66"	3/4"	27"	YBPSSF2766()	603.	827.	1,328.	1,525.	1,982.
	For 72" Wide Tops	72"	3/4"	27"	YBPSSF2772()	616.	837.	1,367.	1,575.	2,047.
	For 78" Wide Tops	78"	3/4"	27"	YBPSSF2778()	629.	851.	1,426.	1,639.	2,132.
	For 84" Wide Tops	84"	3/4"	27"	YBPSSF2784()	645.	865.	1,471.	1,690.	2,198.



Ordering Information

Back Panels for Single Sided Big Tables

1. Pattern Number
2. Surface Finish
3. Bracket Paint Finish

Order Code

Back Panels for Single Sided Tables

Example: **YBPSSF2748P, 118T, 118T**

YBP	Back Panel
SS	Single Sided Big Table
F	Full Performance
27	Height
48	Width
P	Paint
118T	Bright White Paint
118T	Bright White Paint

Included With

Back Panels for Single Sided Big Tables

Attachment brackets
Hardware

Options

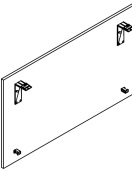
Back Panels for Single Sided Big Tables

Finish Options:
(P) = Painted
(L) = Laminate
(V) = Veneer

Back Panels for Single Sided Big Tables

Basic

Painted, Laminate or Veneer

description	type	w	d	h	pattern no.	Painted (P)	Laminate (L)	V1 (V)	V2 (V)	V3 (V)	
	Back Panels for Single Sided Big Table, Basic	For 48" Wide Tops	48"	3/4"	27"	YBPSSB2748()	\$447.	\$551.	\$1,132.	\$1,307.	\$1,696.
		For 54" Wide Tops	54"	3/4"	27"	YBPSSB2754()	459.	562.	1,178.	1,354.	1,762.
		For 60" Wide Tops	60"	3/4"	27"	YBPSSB2760()	538.	760.	1,277.	1,473.	1,913.
		For 66" Wide Tops	66"	3/4"	27"	YBPSSB2766()	603.	827.	1,328.	1,525.	1,982.
		For 72" Wide Tops	72"	3/4"	27"	YBPSSB2772()	616.	837.	1,367.	1,575.	2,047.
		For 78" Wide Tops	78"	3/4"	27"	YBPSSB2778()	629.	851.	1,426.	1,639.	2,132.
		For 84" Wide Tops	84"	3/4"	27"	YBPSSB2784()	645.	865.	1,471.	1,690.	2,198.

Ordering Information

Back Panels for Single Sided Big Tables

1. Pattern Number
2. Surface Finish
3. Bracket Paint Finish

Order Code

Back Panels for Single Sided Tables

Example: **YBPSSB2748P, 118T, 118T**

YBP	Back Panel
SS	Single Sided Big Table
B	Basic
27	Height
48	Width
P	Paint
118T	Bright White Paint
118T	Bright White Paint

Included With

Back Panels for Single Sided Big Tables

Attachment brackets
Hardware

Options

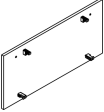
Back Panels for Single Sided Big Tables

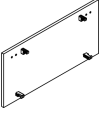
Finish Options:
(P) = Painted
(L) = Laminate
(V) = Veneer

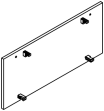
End Panels

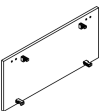
Half Height for Desks or Returns

Painted, Laminate or Veneer

description	type	w	d	h	pattern no.	Painted (P)	Laminate (L)	V1 (V)	V2 (V)	V3 (V)
 End Panels for Desks or Returns, Half Height	For 18" Deep Tops	18"	3/4"	16 7/8"	YEP1718()	\$278.	\$275.	\$814.	\$935.	\$1,216.
	For 24" Deep Tops	24"	3/4"	16 7/8"	YEP1724()	288.	289.	855.	984.	1,277.
	For 27" Deep Tops	27"	3/4"	16 7/8"	YEP1727()	291.	294.	882.	1,015.	1,319.
	For 30" Deep Tops	30"	3/4"	16 7/8"	YEP1730()	296.	317.	891.	1,028.	1,336.
	For 36" Deep Tops	36"	3/4"	16 7/8"	YEP1736()	306.	343.	925.	1,061.	1,381.

 End Panels for Desks or Returns, Half Height for use with Modesty Panels	For 18" Deep Tops	16 1/2"	3/4"	16 7/8"	YEP1717()	278.	275.	824.	946.	1,232.
	For 24" Deep Tops	22 1/2"	3/4"	16 7/8"	YEP1723()	288.	289.	852.	982.	1,272.
	For 27" Deep Tops	25 1/2"	3/4"	16 7/8"	YEP1726()	294.	295.	883.	1,016.	1,324.
	For 30" Deep Tops	28 1/2"	3/4"	16 7/8"	YEP1729()	296.	297.	902.	1,039.	1,353.
	For 36" Deep Tops	34 1/2"	3/4"	16 7/8"	YEP1735()	306.	343.	935.	1,072.	1,399.

 End Panels for Desks or Returns, Half Height with Cord Passage	For 18" Deep Tops	18"	3/4"	15 7/8"	YEP1618()	278.	275.	814.	935.	1,216.
	For 24" Deep Tops	24"	3/4"	15 7/8"	YEP1624()	288.	289.	855.	984.	1,277.
	For 27" Deep Tops	27"	3/4"	15 7/8"	YEP1627()	291.	294.	882.	1,015.	1,319.
	For 30" Deep Tops	30"	3/4"	15 7/8"	YEP1630()	296.	317.	891.	1,028.	1,336.
	For 36" Deep Tops	36"	3/4"	15 7/8"	YEP1636()	306.	343.	925.	1,061.	1,381.

 End Panels for Desks or Returns, Half Height with Cord Passage for use with Modesty Panels	For 18" Deep Tops	16 1/2"	3/4"	15 7/8"	YEP1617()	278.	275.	824.	946.	1,232.
	For 24" Deep Tops	22 1/2"	3/4"	15 7/8"	YEP1623()	288.	289.	852.	982.	1,272.
	For 27" Deep Tops	25 1/2"	3/4"	15 7/8"	YEP1626()	294.	295.	883.	1,016.	1,324.
	For 30" Deep Tops	28 1/2"	3/4"	15 7/8"	YEP1629()	296.	297.	902.	1,039.	1,353.
	For 36" Deep Tops	34 1/2"	3/4"	15 7/8"	YEP1635()	306.	343.	935.	1,072.	1,399.

Ordering Information

End Panels for Desks or Returns

1. Pattern Number
2. Surface Finish
3. Bracket Paint Finish

Order Code

End Panels for Desks or Returns

Example: **YEP1724P, 118T, 118T**

YEP	End Panel
17	Height
24	Width
P	Paint
118T	Bright White Paint
118T	Bright White Paint

Included With

End Panels for Desks or Returns
Attachment brackets
Hardware

Options

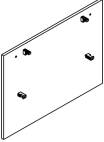
End Panels for Desks or Returns

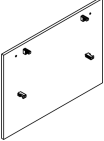
Finish Options:
(P) = Painted
(L) = Laminate
(V) = Veneer

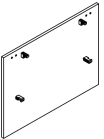
End Panels

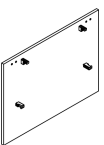
Full Height for Desks or Returns

Painted, Laminate or Veneer

description	type	w	d	h	pattern no.	Painted (P)	Laminate (L)	V1 (V)	V2 (V)	V3 (V)
End Panels for Desks or Returns, Full Height 	For 18" Deep Tops	18"	3/4"	26 1/2"	YEP2718()	\$294.	\$313.	\$872.	\$1,003.	\$1,303.
	For 24" Deep Tops	24"	3/4"	26 1/2"	YEP2724()	307.	341.	928.	1,068.	1,394.
	For 27" Deep Tops	27"	3/4"	26 1/2"	YEP2727()	312.	346.	951.	1,093.	1,423.
	For 30" Deep Tops	30"	3/4"	26 7/8"	YEP2730()	318.	377.	987.	1,136.	1,481.
	For 36" Deep Tops	36"	3/4"	26 1/2"	YEP2736()	336.	390.	1,031.	1,189.	1,544.

End Panels for Desks or Returns, Full Height for use with Modesty Panels 	For 18" Deep Tops	16 1/2"	3/4"	26 1/2"	YEP2717()	294.	313.	881.	1,014.	1,313.
	For 24" Deep Tops	22 1/2"	3/4"	26 1/2"	YEP2723()	307.	327.	923.	1,060.	1,380.
	For 27" Deep Tops	25 1/2"	3/4"	26 1/2"	YEP2726()	312.	346.	959.	1,105.	1,437.
	For 30" Deep Tops	28 1/2"	3/4"	26 1/2"	YEP2729()	318.	352.	982.	1,128.	1,467.
	For 36" Deep Tops	34 1/2"	3/4"	26 1/2"	YEP2735()	336.	418.	1,028.	1,183.	1,537.

End Panels for Desks or Returns, Full Height with Cord Passage 	For 18" Deep Tops	18"	3/4"	25 1/2"	YEP2618()	294.	313.	872.	1,003.	1,303.
	For 24" Deep Tops	24"	3/4"	25 1/2"	YEP2624()	307.	341.	928.	1,068.	1,394.
	For 27" Deep Tops	27"	3/4"	25 1/2"	YEP2627()	312.	346.	951.	1,093.	1,423.
	For 30" Deep Tops	30"	3/4"	25 1/2"	YEP2630()	318.	377.	987.	1,136.	1,481.
	For 36" Deep Tops	36"	3/4"	25 1/2"	YEP2636()	336.	390.	1,036.	1,189.	1,544.

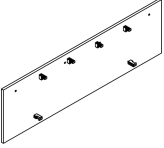
End Panels for Desks or Returns, Full Height with Cord Passage for use with Modesty Panels 	For 18" Deep Tops	16 1/2"	3/4"	25 1/2"	YEP2617()	294.	313.	881.	1,014.	1,313.
	For 24" Deep Tops	22 1/2"	3/4"	25 1/2"	YEP2623()	307.	327.	923.	1,060.	1,380.
	For 27" Deep Tops	25 1/2"	3/4"	25 1/2"	YEP2626()	312.	346.	959.	1,105.	1,437.
	For 29" Deep Tops	28 1/2"	3/4"	25 1/2"	YEP2629()	318.	352.	982.	1,128.	1,467.
	For 36" Deep Tops	34 1/2"	3/4"	25 1/2"	YEP2635()	336.	418.	1,028.	1,183.	1,537.

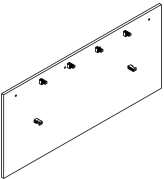
Ordering Information	Order Code	Included With	Options
End Panels for Desks or Returns 1. Pattern Number 2. Surface Finish 3. Bracket Paint Finish	End Panels for Desks or Returns <i>Example:</i> YEP2724P, 118T, 118T YEP End Panel 27 Height 24 Width P Paint 118T Bright White Paint 118T Bright White Paint	End Panels for Desks or Returns Attachment brackets Hardware	End Panels for Desks or Returns Finish Options: (P) = Painted (L) = Laminate (V) = Veneer

End Panels

For Back to Back Desks

Painted, Laminate or Veneer

description	type	w	d	h	pattern no.	Painted (P)	Laminate (L)	V1 (V)	V2 (V)	V3 (V)
End Panels for Back to Back Desks, Half Height 	For 18" Deep Back to Back Tops	39 ³ / ₄ "	³ / ₄ "	16 ⁷ / ₈ "	YEP1740()	\$399.	\$399.	\$962.	\$1,109.	\$1,441.
	For 24" Deep Back to Back Tops	51 ³ / ₄ "	³ / ₄ "	16 ⁷ / ₈ "	YEP1752()	414.	441.	1,033.	1,193.	1,547.
	For 27" Deep Back to Back Tops	57 ³ / ₄ "	³ / ₄ "	16 ⁷ / ₈ "	YEP1758()	422.	448.	1,065.	1,224.	1,592.
	For 30" Deep Back to Back Tops	63 ³ / ₄ "	³ / ₄ "	16 ⁷ / ₈ "	YEP1764()	430.	561.	1,137.	1,311.	1,703.
	For 36" Deep Back to Back Tops	75 ³ / ₄ "	³ / ₄ "	16 ⁷ / ₈ "	YEP1776()	449.	579.	1,197.	1,377.	1,790.

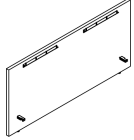
End Panels for Back to Back Desks, Full Height 	For 18" Deep Back to Back Tops	39 ³ / ₄ "	³ / ₄ "	25 ⁷ / ₈ "	YEP2640()	428.	478.	1,075.	1,239.	1,612.
	For 24" Deep Back to Back Tops	51 ³ / ₄ "	³ / ₄ "	25 ⁷ / ₈ "	YEP2652()	458.	524.	1,178.	1,358.	1,762.
	For 27" Deep Back to Back Tops	57 ³ / ₄ "	³ / ₄ "	25 ⁷ / ₈ "	YEP2658()	470.	540.	1,223.	1,405.	1,827.
	For 30" Deep Back to Back Tops	63 ³ / ₄ "	³ / ₄ "	25 ⁷ / ₈ "	YEP2664()	483.	582.	1,311.	1,507.	1,960.
	For 36" Deep Back to Back Tops	75 ³ / ₄ "	³ / ₄ "	25 ⁷ / ₈ "	YEP2676()	513.	740.	1,410.	1,623.	2,108.

Desk and Table Support

Ordering Information	Order Code	Included With	Options
End Panels for Back to Back Desks 1. Pattern Number 2. Surface Finish 3. Bracket Paint Finish	End Panels for Back to Back Desks <i>Example:</i> YEP1752P, 118T, 118T YEP End Panel 17 Height 52 Width P Paint 118T Bright White Paint 118T Bright White Paint	End Panels for Back to Back Desks Attachment brackets Hardware	End Panels for Back to Back Desks Finish Options: (P) = Painted (L) = Laminate (V) = Veneer

End Panels
For Dual Big Tables
Painted, Laminate or Veneer

description	type	w	d	h	pattern no.	Painted (P)	Laminate (L)	V1 (V)	V2 (V)	V3 (V)
End Panels for Dual Sided Big Tables, Full Height	For 18"D Dual Sided Big Tables	41 1/2"	1 1/8"	28 1/2"	YEP2841	\$576.	\$582.	\$1,115.	\$1,277.	\$1,661.
	For 24"D Dual Sided Big Tables	53 1/2"	1 1/8"	28 1/2"	YEP2853	653.	663.	1,307.	1,501.	1,951.
	For 27"D Dual Sided Big Tables	59 1/2"	1 1/8"	28 1/2"	YEP2859	678.	710.	1,354.	1,556.	2,025.
	For 30"D Dual Sided Big Tables	65 1/2"	1 1/8"	28 1/2"	YEP2865	701.	730.	1,421.	1,632.	2,120.
	For 36"D Dual Sided Big Tables	77 1/2"	1 1/8"	28 1/2"	YEP2877	756.	913.	1,454.	1,677.	2,258.



Ordering Information

End Panels For Big Tables

1. Pattern Number
2. Surface Finish
3. Bracket Finish

Order Code

End Panels For Big Tables

Example: **YEP2853P, 118T, 118T**

YEP End Panel

28 Height

53 Width

118T Bright White Paint

118T Bright White Paint

Included With

End Panels For Big Tables

Attachment brackets
 Hardware

Options

End Panels For Big Tables

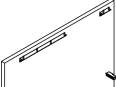
Finish Options:

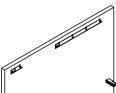
- (P) = Painted
- (L) = Laminate
- (V) = Veneer

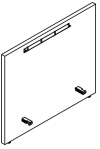
End Panels

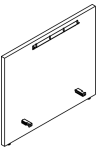
For Single Sided Big Tables

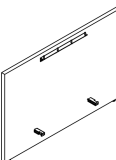
Painted, Laminate or Veneer

description	type	w	d	h	pattern no.	Painted (P)	Laminate (L)	V1 (V)	V2 (V)	V3 (V)
 End Panels for Single Sided Big Tables, Full Performance, Left Hand	For 18"D Single Sided Big Tables	31"	1 1/8"	28 1/2"	YEPSSF2831L	\$543.	\$548.	\$1,072.	\$1,236.	\$1,609.
	For 24"D Single Sided Big Tables	37"	1 1/8"	28 1/2"	YEPSSF2837L	569.	579.	1,126.	1,294.	1,683.
	For 27"D Single Sided Big Tables	40"	1 1/8"	28 1/2"	YEPSSF2840L	579.	587.	1,148.	1,326.	1,717.
	For 30"D Single Sided Big Tables	43"	1 1/8"	28 1/2"	YEPSSF2843L	591.	594.	1,175.	1,353.	1,757.
	For 36"D Single Sided Big Tables	49"	1 1/8"	28 1/2"	YEPSSF2849L	617.	636.	1,241.	1,428.	1,855.

 End Panels for Single Sided Big Tables, Full Performance, Right Hand	For 18"D Single Sided Big Tables	31"	1 1/8"	28 1/2"	YEPSSF2831R	543.	548.	1,072.	1,236.	1,609.
	For 24"D Single Sided Big Tables	37"	1 1/8"	28 1/2"	YEPSSF2837R	569.	579.	1,126.	1,294.	1,683.
	For 27"D Single Sided Big Tables	40"	1 1/8"	28 1/2"	YEPSSF2840R	579.	587.	1,148.	1,326.	1,717.
	For 30"D Single Sided Big Tables	43"	1 1/8"	28 1/2"	YEPSSF2843R	591.	594.	1,175.	1,353.	1,757.
	For 36"D Single Sided Big Tables	49"	1 1/8"	28 1/2"	YEPSSF2849R	617.	636.	1,241.	1,428.	1,855.

 End Panels for Single Sided Big Tables, Basic, Left Hand	For 18"D Single Sided Big Tables	24 1/4"	1 1/8"	28 1/2"	YEP2SSB2825L	665.	653.	1,197.	1,294.	1,753.
	For 24"D Single Sided Big Tables	30 1/4"	1 1/8"	28 1/2"	YEP2SSB2831L	560.	538.	1,196.	1,307.	1,851.
	For 27"D Single Sided Big Tables	33 1/4"	1 1/8"	28 1/2"	YEP2SSB2834L	572.	547.	1,217.	1,333.	1,926.
	For 30"D Single Sided Big Tables	36 1/4"	1 1/8"	28 1/2"	YEP2SSB2837L	587.	568.	1,240.	1,363.	1,998.

 End Panels for Single Sided Big Tables, Basic, Right Hand	For 18"D Single Sided Big Tables	24 1/4"	1 1/8"	28 1/2"	YEP2SSB2825R	665.	653.	1,197.	1,294.	1,753.
	For 24"D Single Sided Big Tables	30 1/4"	1 1/8"	28 1/2"	YEP2SSB2831R	560.	538.	1,196.	1,307.	1,851.
	For 27"D Single Sided Big Tables	33 1/4"	1 1/8"	28 1/2"	YEP2SSB2834R	572.	547.	1,217.	1,333.	1,926.
	For 30"D Single Sided Big Tables	36 1/4"	1 1/8"	28 1/2"	YEP2SSB2837R	587.	568.	1,240.	1,363.	1,998.

 End Panels for Single Sided Big Tables, Basic, Non-handed	For 36"D Single Sided Big Tables	42 1/4"	1 1/8"	28 1/2"	YEP2SSB2843	617.	621.	1,280.	1,418.	2,148.
--	----------------------------------	---------	--------	---------	--------------------	------	------	--------	--------	--------

Desk and Table Support

Ordering Information

End Panels For Big Tables

1. Pattern Number
2. Surface Finish
3. Bracket Finish

Order Code

End Panels For Big Tables

Example: **YEP2853P, 118T, 118T**

YEP	End Panel
28	Height
53	Width
118T	Bright White Paint
118T	Bright White Paint

Included With

End Panels For Big Tables

Attachment brackets
Hardware

Options

End Panels For Big Tables

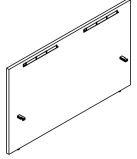
Finish Options:

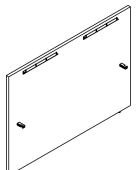
(P) = Painted
(L) = Laminate
(V) = Veneer

End Panels

For Standing Height Dual Big Tables

Laminate or Veneer

description	type	w	d	h	pattern no.	Painted (P)	Laminate (L)	V1 (V)	V2 (V)	V3 (V)
	For 18"D Dual Sided Big Tables	41 1/2"	1 1/8"	36 1/2"	YEPH3641	\$722.	\$776.	\$1,446.	\$1,610.	\$2,478.
	For 24"D Dual Sided Big Tables	53 1/2"	1 1/8"	36 1/2"	YEPH3653	799.	835.	1,557.	1,756.	2,847.
	For 27"D Dual Sided Big Tables	59 1/2"	1 1/8"	36 1/2"	YEPH3659	833.	1,073.	1,693.	1,909.	3,111.
	For 30"D Dual Sided Big Tables	65 1/2"	1 1/8"	36 1/2"	YEPH3665	873.	1,100.	1,750.	1,982.	3,294.

	For 24"D Dual Sided Big Tables	53 1/2"	1 1/8"	42"	YEPT4253	851.	985.	1,712.	1,937.	3,174.
	For 27"D Dual Sided Big Tables	59 1/2"	1 1/8"	42"	YEPT4259	890.	1,112.	1,775.	2,015.	3,386.
	For 30"D Dual Sided Big Tables	65 1/2"	1 1/8"	42"	YEPT4265	937.	1,136.	1,854.	2,118.	3,609.

Ordering Information

End Panels For Big Tables

1. Pattern Number
2. Surface Finish
3. Bracket Finish

Order Code

End Panels For Big Tables

Example: **YEP2853P, 118T, 118T**

YEP End Panel

28 Height

53 Width

118T Bright White Paint

118T Bright White Paint

Included With

End Panels For Big Tables

Attachment brackets
Hardware

Options

End Panels For Big Tables


Finish Options:

(P) = Painted
(L) = Laminate
(V) = Veneer


Enclave End Panels

For Dual Sided Big Tables

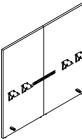
Laminate or Veneer

description	type	w	d	h	pattern no.	Laminate (L)	(LM)	V1 (V)	V2 (V)	V3 (V)
	For 24" D Dual Sided Big Table	53 1/2"	1 1/8"	42"	YEP4253()	\$1,244.	\$1,244.	\$1,582.	\$1,816.	\$3,086.
	For 27" D Dual Sided Big Table	59 1/2"	1 1/8"	42"	YEP4259()	1,997.	1,997.	2,232.	2,568.	4,367.
	For 30" D Dual Sided Big Table	65 1/2"	1 1/8"	42"	YEP4265()	2,030.	2,030.	2,272.	2,612.	4,447.
	For 36" D Dual Sided Big Table	77 1/2"	1 1/8"	42"	YEP4277()	2,081.	2,081.	2,387.	2,746.	4,669.

(YEP5659(L/V) shown)

	For 24" D Dual Sided Big Table	53 1/2"	1 1/8"	49"	YEP4953()	1,288.	1,629.	2,321.	2,672.	4,538.
	For 27" D Dual Sided Big Table	59 1/2"	1 1/8"	49"	YEP4959()	2,035.	2,035.	2,664.	3,062.	5,208.
	For 30" D Dual Sided Big Table	65 1/2"	1 1/8"	49"	YEP4965()	2,069.	2,069.	2,754.	3,169.	5,386.
	For 36" D Dual Sided Big Table	77 1/2"	1 1/8"	49"	YEP4977()	2,136.	2,136.	2,923.	3,364.	5,722.

(YEP5659V shown)

	For 24" D Dual Sided Big Table	53 1/2"	1 1/8"	56"	YEP5653()	1,330.	1,674.	2,681.	3,081.	5,228.
	For 27" D Dual Sided Big Table	59 1/2"	1 1/8"	56"	YEP5659()	2,086.	2,086.	2,805.	3,226.	5,485.
	For 30" D Dual Sided Big Table	65 1/2"	1 1/8"	56"	YEP5665()	2,118.	2,118.	2,889.	3,325.	5,654.

(YEP5659V shown)

Desk and Table Support

Ordering Information

Enclave End Panels For Big Tables

1. Pattern Number
2. Surface Finish
3. Bracket Finish

Order Code

Enclave End Panels For Big Tables

Example: **YEP5653L, M, 118T**

YEP Enclave End Panel

56 Height

53 Width

L Laminate

M Markerboard

118T Bright White Paint

Included With

Enclave End Panels For Big Tables

Attachment brackets
Hardware

Options

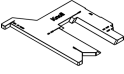

Enclave End Panels For Big Tables

Finish Options:

(L) = Laminate
(V) = Veneer

Sales and Installation Tools

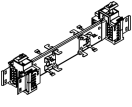



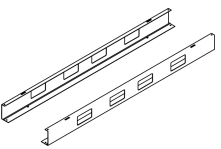
Installation Gauge

description	type	pattern no.	list
Installation Gauge 	Package of 5	YBIG	\$39.
Desk Screen Drill Fixture 	Package of 5	YPSDF5	62.
Desk Screen Alignment Pin	Package of 10	YPSP10	116.

Ordering Information	Order Code	Included With	Options
Legs for Dual Big Tables	Installation Gauge		
1. Pattern Number	<i>Example:</i> YBIG		
	YB Antenna		
	IG Installation Gauge		

Electrical Components for Desks and Big Tables

2+2, 3+3 and 4-4-2 Electrical Systems



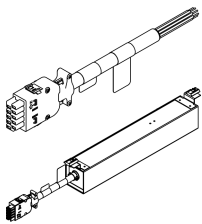
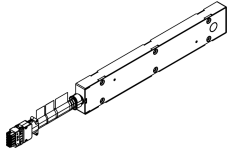
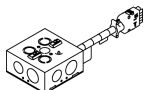
description	type	width	depth	height	pattern no.	list
	2+2, (2) Duplex Outlets per Side	12"	2"	2"	YRPHE12	\$276.
	3+3, (2) Duplex Outlets per Side	12"	2"	2"	YRPHT12	312.
	4-4-2, (2) Duplex Outlets per Side	12"	2"	2"	YRPHX12	328.
	2+2, (4) Duplex Outlets per Side	24"	2"	2"	YRPHE24	499.
	3+3, (4) Duplex Outlets per Side	24"	2"	2"	YRPHT24	602.
	4-4-2, (4) Duplex Outlets per Side	24"	2"	2"	YRPHX24	629.
	For desk mounted 12" wide power harness	18"	3"	3/4"	YRPHA18	107.
	For desk mounted 12" wide power harness and communications mounting box	30"	3"	3/4"	YRPHA30	139.
	For desk mounted 24" wide power harness	30"	3"	3/4"	YRPHA30	139.
	For desk mounted 24" wide power harness and communications mounting box	42"	3"	3/4"	YRPHA42	178.
Communications Mounting Box	Below Desk or Big Table				YR1CMB	62.
						
Communications Mounting Plate	Below Desk or Big Table				YR1CMP	62.
						
PDC Module Extension Kit	Package of 10				YR1PDCX	226.
 <p>(shown 30")</p>	For 12" wide power harness, outlets both sides	18"	3"	3"	YR1C18D	148.
	For 12" wide power harness, outlets one side	18"	3"	3"	YR1C18S	148.
	For 24" wide power harness, outlets both sides	30"	3"	3"	YR1C30D	178.
	For 24" wide power harness, outlets one side	30"	3"	3"	YR1C30S	178.

Power and Communications

Ordering Information	Order Code	Included With	Options
Electrical Components 1. Pattern Number	Electrical Components <i>Example:</i> YRPHT12	Power Harness Center Beam Attachment Mounting Brackets Attachment Hardware Communication Mounting Box Attachment Hardware	Electrical Components
Mounting Brackets 1. Pattern Number 2. Paint Finish	YRPHT Power Harness 12 Width		
Raceway Covers/End Caps 1. Pattern Number 2. Paint Finish	Raceway Covers <i>Example:</i> YRC18D, 118T YRC Raceway Covers 18 Width		
Communication Mounting Box 1. Pattern Number 2. Paint Finish	D Outlets Both Sides 118T Bright White Paint		

Electrical Components for Desks and Big Tables



2+2, 3+3 and 4-4-2 Electrical Systems

description	type	width	depth	height	pattern no.	list
 Raceway End Cap	Package of 2	3/8"	3"	3"	YRCE	\$25.
 Covers for Exposed End of Power Harness	Package of 10	1"	1"	2"	YR1CP	280.
 Infeeds	2+2 Modular Base Infeed	85"	2 1/8"	2 3/8"	YR1EDPI	305.
	3+3 Modular Base Infeed	85"	2 1/8"	2 3/8"	YR1TDPI	352.
	4-4-2 Modular Base Infeed	85"	2 1/8"	2 3/8"	YR1XDPI	367.
	2+2 Hardwire Infeed for New York City	85"	2 1/8"	2 3/8"	YR1EPNY	670.
	3+3 Hardwire Infeed for New York City	85"	2 1/8"	2 3/8"	YR1TPNY	703.
	4-4-2 Hardwire Infeed for New York City	85"	2 1/8"	2 3/8"	YR1XPNY	742.
 Vertical Infeeds	4-4-2 Hardwire Infeed for New York City Vertical Wire Manager	85"	1 1/8"	2 3/4"	YR1XVWMNY	1,044.
	2+2 Hardwire Infeed for New York City Vertical Wire Manager	85"	1 1/8"	2 3/4"	YR1EVWMNY	943.
	3+3 Hardwire Infeed for New York City Vertical Wire Manager	85"	1 1/8"	2 3/4"	YR1TVWMNY	990.
 Compact Infeeds	2+2 Hardwire Infeed for New York City				YR1ECNY	540.
	3+3 Hardwire Infeed for New York City				YR1TCNY	560.
	4-4-2 Hardwire Infeed for New York City				YR1XCNY	603.

Ordering Information	Order Code	Included With	Options
Electrical Components 1. Pattern Number	Electrical Components <i>Example:</i> YRPHT12	Power Harness Center Beam Attachment	Electrical Components
Mounting Brackets 1. Pattern Number 2. Paint Finish	YRPHT Power Harness 12 Width	Mounting Brackets Attachment Hardware	
Raceway Covers/End Caps 1. Pattern Number 2. Paint Finish	Raceway Covers <i>Example:</i> YRC18D, 118T YRC Raceway Covers 18 Width	Communication Mounting Box Attachment Hardware	
Communication Mounting Box 1. Pattern Number 2. Paint Finish	D Outlets Both Sides 118T Bright White Paint		

Electrical Components for Desks and Big Tables

2+2, 3+3 and 4-4-2 Electrical Systems

description	type	width	depth	height	pattern no.	list
 Duplex Receptacles	Circuit A	1 1/2"	1"	4 1/2"	YR1DA	\$63.
	Circuit A, with controlled symbol	1 1/2"	1"	4 1/2"	YR1DAC	63.
	Circuit B	1 1/2"	1"	4 1/2"	YR1DB	63.
	Circuit B, with controlled symbol	1 1/2"	1"	4 1/2"	YR1DBC	63.
	Circuit C	1 1/2"	1"	4 1/2"	YR1DC	63.
	Circuit C, with controlled symbol	1 1/2"	1"	4 1/2"	YR1DCC	63.
	Circuit X	1 1/2"	1"	4 1/2"	YR1DX	63.
	Circuit X, black with orange triangle	1 1/2"	1"	4 1/2"	YR1DXT	63.
	Circuit X, orange with black triangle	1 1/2"	1"	4 1/2"	YR1DXO	63.
	Circuit X, with controlled symbol	1 1/2"	1"	4 1/2"	YR1DXC	63.
	Circuit Y	1 1/2"	1"	4 1/2"	YR1DY	63.
	Circuit Y, black with orange triangle	1 1/2"	1"	4 1/2"	YR1DYT	63.
	Circuit Y, orange with black triangle	1 1/2"	1"	4 1/2"	YR1DYO	63.
	Circuit Y, with controlled symbol	1 1/2"	1"	4 1/2"	YR1DYC	63.
	Circuit Z	1 1/2"	1"	4 1/2"	YR1DZ	63.
	Circuit Z, black with orange triangle	1 1/2"	1"	4 1/2"	YR1DZT	63.
	Circuit Z, orange with black triangle	1 1/2"	1"	4 1/2"	YR1DZO	63.
	Circuit Z, with controlled symbol	1 1/2"	1"	4 1/2"	YR1DZC	63.
 Duplex Receptacles for 4-4-2	Circuit 1	1 1/2"	1"	4 1/2"	YR1D1	68.
	Circuit 1, with controlled symbol	1 1/2"	1"	4 1/2"	YR1D1C	68.
	Circuit 2	1 1/2"	1"	4 1/2"	YR1D2	68.
	Circuit 2, with controlled symbol	1 1/2"	1"	4 1/2"	YR1D2C	68.
	Circuit 3	1 1/2"	1"	4 1/2"	YR1D3	68.
	Circuit 3, orange with black triangle	1 1/2"	1"	4 1/2"	YR1D3O	68.
	Circuit 3, with controlled symbol	1 1/2"	1"	4 1/2"	YR1D3C	68.
	Circuit 4	1 1/2"	1"	4 1/2"	YR1D4	68.
	Circuit 4, orange with black triangle	1 1/2"	1"	4 1/2"	YR1D4O	68.
	Circuit 4, with controlled symbol	1 1/2"	1"	4 1/2"	YR1D4C	68.


Power and Communications

Ordering Information	Order Code	Included With	Options
Electrical Components 1. Pattern Number	Electrical Components <i>Example:</i> YRPHT12 YRPHT Power Harness 12 Width	Power Harness Center Beam Attachment Mounting Brackets Attachment Hardware	Electrical Components Duplex Outlets 111 = Jet Black 118 = Bright White Suffix C = Controlled circuit symbol Suffix O = Orange outlet with black triangle Suffix T = Black outlet with orange triangle
Mounting Brackets 1. Pattern Number 2. Paint Finish	Raceway Covers <i>Example:</i> YRC18D, 118T YRC Raceway Covers 18 Width	Communication Mounting Box Attachment Hardware	
Raceway Covers/End Caps 1. Pattern Number 2. Paint Finish	D Outlets Both Sides 118T Bright White Paint		
Communication Mounting Box 1. Pattern Number 2. Paint Finish			

Electrical Components for Desks and Big Tables

2+2, 3+3 and 4-4-2 Electrical Systems

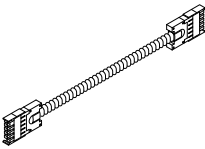
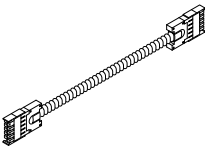
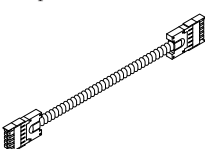
Antenna Workspaces

description	type	width	depth	height	pattern no.	list
 USB Duplex	Circuit A	1 1/2"	1"	4 1/2"	YR1USBA	\$277.
	Circuit B	1 1/2"	1"	4 1/2"	YR1USBB	277.
	Circuit C	1 1/2"	1"	4 1/2"	YR1USBC	277.
	Circuit X	1 1/2"	1"	4 1/2"	YR1USBX	277.
	Circuit Y	1 1/2"	1"	4 1/2"	YR1USBY	277.
	Circuit Z	1 1/2"	1"	4 1/2"	YR1USBZ	277.
Outlet Fillers	Package of 10	1 1/4"	1/4"	2 1/2"	YROF	56.

Ordering Information	Order Code	Included With	Options
Electrical Components 1. Pattern Number	Electrical Components <i>Example:</i> YRPHT12	Power Harness Center Beam Attachment	Electrical Components
Mounting Brackets 1. Pattern Number 2. Paint Finish	YRPHT Power Harness 12 Width	Mounting Brackets Attachment Hardware	USB Duplex 111 = Jet Black 118 = Bright White
Raceway Covers/End Caps 1. Pattern Number 2. Paint Finish	Raceway Covers <i>Example:</i> YRC18D, 118T YRC Raceway Covers 18 Width	Communication Mounting Box Attachment Hardware	
Communication Mounting Box 1. Pattern Number 2. Paint Finish	D Outlets Both Sides 118T Bright White Paint		

Electrical Components for Desks and Big Tables

2+2, 3+3 and 4-4-2 Electrical Systems

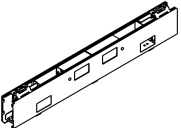
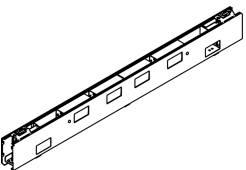


description	type	w	d	h	pattern no.	list
 Jumper Cable, 2+2	For 12" between power harnesses	12"	1"	1"	YR1EJ12	\$161.
	For 18" between power harnesses	18"	1"	1"	YR1EJ18	172.
	For 24" between power harnesses	24"	1"	1"	YR1EJ24	183.
	For 30" between power harnesses	30"	1"	1"	YR1EJ30	196.
	For 36" between power harnesses	36"	1"	1"	YR1EJ36	207.
	For 42" between power harnesses	42"	1"	1"	YR1EJ42	227.
	For 48" between power harnesses	48"	1"	1"	YR1EJ48	239.
	For 54" between power harnesses	54"	1"	1"	YR1EJ54	248.
	For 60" between power harnesses	60"	1"	1"	YR1EJ60	265.
	For 66" between power harnesses	66"	1"	1"	YR1EJ66	276.
	For 72" between power harnesses	72"	1"	1"	YR1EJ72	288.
 Jumper Cable, 3+3	For 12" between power harnesses	12"	1"	1"	YR1TJ12	207.
	For 18" between power harnesses	18"	1"	1"	YR1TJ18	224.
	For 24" between power harnesses	24"	1"	1"	YR1TJ24	239.
	For 30" between power harnesses	30"	1"	1"	YR1TJ30	253.
	For 36" between power harnesses	36"	1"	1"	YR1TJ36	271.
	For adjacent power harnesses	7"	1"	1"	YR1TJ7	275.
	For 42" between power harnesses	42"	1"	1"	YR1TJ42	296.
	For 48" between power harnesses	48"	1"	1"	YR1TJ48	309.
	For 54" between power harnesses	54"	1"	1"	YR1TJ54	319.
	For 60" between power harnesses	60"	1"	1"	YR1TJ60	344.
	For 66" between power harnesses	66"	1"	1"	YR1TJ66	356.
	For 72" between power harnesses	72"	1"	1"	YR1TJ72	373.
	 Jumper Cable, 4-4-2	For 12" between power harnesses	12"	1"	1"	YR1XJ12
For 18" between power harnesses		18"	1"	1"	YR1XJ18	236.
For 24" between power harnesses		24"	1"	1"	YR1XJ24	252.
For 30" between power harnesses		30"	1"	1"	YR1XJ30	266.
For 36" between power harnesses		36"	1"	1"	YR1XJ36	283.
For adjacent power harnesses		7"	1"	1"	YR1XJ7	284.
For 42" between power harnesses		42"	1"	1"	YR1XJ42	309.
For 48" between power harnesses		48"	1"	1"	YR1XJ48	325.
For 54" between power harnesses		54"	1"	1"	YR1XJ54	340.
For 60" between power harnesses		60"	1"	1"	YR1XJ60	357.
For 66" between power harnesses		66"	1"	1"	YR1XJ66	374.
For 72" between power harnesses		72"	1"	1"	YR1XJ72	392.

Power and Communications

Ordering Information	Order Code	Included With	Options
Electrical Components 1. Pattern Number	Electrical Components <i>Example:</i> YRPHT12	Power Harness Center Beam Attachment	Electrical Components
Mounting Brackets 1. Pattern Number 2. Paint Finish	YRPHT Power Harness 12 Width	Mounting Brackets Attachment Hardware	
Raceway Covers/End Caps 1. Pattern Number 2. Paint Finish	Raceway Covers <i>Example:</i> YRC18D, 118T YRC Raceway Covers 18 Width	Communication Mounting Box Attachment Hardware	
Communication Mounting Box 1. Pattern Number 2. Paint Finish	D Outlets Both Sides 118T Bright White Paint		

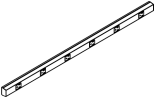
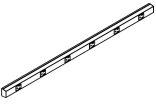
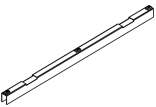
Hardwire Raceway

For Big Tables

description	type	w	d	h	pattern no.	list
Dual Hardwire Raceway, 30"	(2) Duplex cutouts per side (2) Data cutouts per side	30"	2"	4"	YR1H30D	\$1,317.
						
Dual Hardwire Raceway, 42"	(4) Duplex cutouts per side (2) Data cutouts per side	42"	2"	4"	YR1H424D	1,824.
						
Flat end cover					YR1HFE	183.
						
Extended end cover					YR1HEE	44.
						

Ordering Information	Order Code	Included With	Options
Hardwire Raceway	Hardwire Raceway		
1. Pattern Number	<i>Example:</i> YR1H30D		
	YR1 Antenna		
	H Hardwire		
	30 Width		
	D 2 Data knockouts		


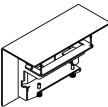
Surface Mounted Plugmold Raceway For Desks and Big Tables

description	type	w	d	h	pattern no.	list
 Plugmold, Single Circuit	3-Wire, Grey Outlets	36"	1 1/8"	1 1/2"	YRPM361	\$1,068.
 Plugmold, Two Circuit	4-Wire, Grey Outlets	36"	1 1/8"	1 1/2"	YRPM362	1,260.
 Mounting Kit for Plugmold	For Desks and Big Tables				YRPMK	190.

Ordering Information	Order Code	Included With	Options
Electrical Components	Plugmold	Plug Mold	Electrical Components
1. Pattern Number	<i>Example: YRPM361</i> YR Electrical Component PM Plug Mold 38 Width 1 Single Circuit	Mounting Kit Attachment brackets Hardware	
	Mounting Kit <i>Example: YRPMK</i> YR Electrical Component PM Plug Mold K Kit		

Desktop Outlet Center

Three, Four or Five Positions





description	type	w	d	h	pattern no.	list
 Desktop Outlet Center	3 Positions (2 Power, 1 Dual USB), Hardwire				YR2DOC32UH(B/W)	\$849.
	3 Positions (2 Power, 1 Dual USB), 108" OCP Cordset				YR2DOC32U108(B/W)	842.
	3 Positions (2 Power, 1 Dual USB), 120" Cordset				YR2DOC32U120(B/W)	784.
	3 Positions (2 Power, 1 Dual USB), 72" Cordset				YR2DOC32U72(B/W)	749.
	4 Positions (2 Power, 2 Data), 108" OCP Cordset				YR2DOC422108(B/W)	591.
	4 Positions (2 Power, 2 Data), 120" Cordset				YR2DOC422120(B/W)	536.
	4 Positions (2 Power, 2 Data), 72" Cordset				YR2DOC42272(B/W)	504.
	4 Positions (2 Power, 2 Data), Hardwire				YR2DOC422H(B/W)	599.
	5 Positions (3 Power, 1 Dual USB and 1 Data), 108" Cordset				YR2DOC53U1108(B/W)	949.
	5 Positions (3 Power, 1 Dual USB and 1 Data), 120" Cordset				YR2DOC53U1120(B/W)	890.
	5 Positions (3 Power, 1 Dual USB and 1 Data), 72" Cordset				YR2DOC53U172(B/W)	869.
	5 Positions (3 Power, 1 Dual USB and 1 Data), Hardwire				YR2DOC53U1H(B/W)	956.
 Desk Mount Outlet Center Shroud	For 3 Position Desktop Outlet Center	7 1/2"	4"	6 1/8"	YR2DM3	355.
	For 4 Position Desktop Outlet Center	8 3/4"	4"	6 1/8"	YR2DM4	355.
	For 5 Position Desktop Outlet Center	10"	4"	6 1/8"	YR2DM5	355.

Ordering Information	Order Code	Included With	Options
Desktop Outlet Center 1. Pattern Number	Desktop Outlet Center <i>Example:</i> YR2DOC53U172, B YR1DOC Desktop Outlet Center 5 Positions 3 Power U Dual USB 1 Data 72 72" Cordset B Black	Desktop Outlet Center Desk Mount Shroud Attachment Hardware	Desktop Outlet Center B = Black W = White Desk Mount Shroud
Desk Mount Shroud 1. Pattern Number 2. Paint Finish	Desk Mount Shroud <i>Example:</i> YR2DM5, 118T YR1DM Desk Shroud 5 Positions 118T Bright White Paint		

Cable Management

For Desks and Big Tables

Cable Clips, Cable Baskets and Vertical Infeed/Wire Manager

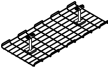
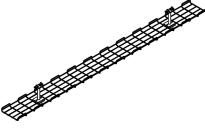
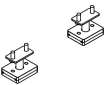

description	type	w	d	h	pattern no.	list
Cable Clips for Desk and Big Table Rails 	Package of 10	3/4"	1 1/2"	1"	YR1CC	\$90.
Cable Clips for Big Table Center Beam 	Package of 50				YR1BCC50	416.
Cable Clips for Wall Studs 	Package of 100	1/4"	1/2"	1 1/2"	YR1PCC100	131.
Beam Cable Manager (set of 10) 	Attaches to edge of center beam	1 1/8"	1 1/4"	2 1/2"	YR1BCM10	107.

Ordering Information	Order Code	Included With	Options
Cable Clips	Cable Clips	Cable Clips	Cable Clips
1. Pattern Number	<i>Example:</i> YR1CC	Cable Basket	Cable Basket
Cable Basket	YR1CC Cable Clips	Attachment Hardware	Vertical Infeed/Wire Manager
1. Pattern Number	Vertical Infeed/Wire Manager	Cable Basket Extension Mount Kit	
Vertical Infeed/Wire Manager	<i>Example:</i> YR1VWM, 323	Attachment Hardware	
1. Pattern Number	YR1VWM Vertical Infeed/Wire Manager	Cable Basket Extra Mount Kit	
2. Paint Finish	118T Bright White Paint	Attachment Hardware Plates	
		Vertical Infeed/Wire Manager	
		Attachment Hardware	

Cable Management

For Desks and Big Tables

Cable Clips, Cable Baskets and Vertical Infeed/Wire Manager


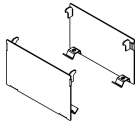
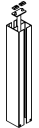
description	type	w	d	h	pattern no.	list
 Upper Cable Baskets (12" D Shown)	27" x 12" with 4"H mount	27"	12"	1"	YR1CB2712B	\$203.
	39" x 12" with 4"H mount	39"	12"	1"	YR1CB3912B	239.
	69" x 12" with 4"H mount	69"	12"	1"	YR1CB6912B	361.
	69" x 6" with 4"H mount	69"	6"	1"	YR1CB6906B	247.
Upper Cable Baskets for standing height table	69" x 6" with 7"H mount	69"	6"	1"	YR1CB6906S	317.
 Lower Cable Baskets (6" D Shown)	Attaches Below Upper Cable Basket	69"	12"	1"	YR1CB6912H	336.
	Attaches Below Upper Cable Basket	69"	6"	1"	YR1CB6906H	219.
Basket without mount	Specify mounting hardware sepearately	69"	6"	1"	YR1CB6906N	141.
Lower Cable Basket Mount Kit	Used to Attach Lower Cable Basket to Upper Cable Basket			1 3/8"	YR1CBH	79.
 Cable Basket Extra Mount Kit	For desk height			4"	YR1CBB4	107.
	For standing height			7"	YR1CBB7	171.
 Cable Basket Extension Kit	Used to Extend Hang of Cable Basket			1 3/4"	YR1CBX2	26.

Ordering Information	Order Code	Included With	Options
Cable Clips	Cable Clips	Cable Clips	Cable Clips
1. Pattern Number	<i>Example:</i> YR1CC	Cable Basket	Cable Basket
Cable Basket	YR1CC Cable Clips	Attachment Hardware	Vertical Infeed/Wire Manager
1. Pattern Number	Vertical Infeed/Wire Manager	Cable Basket Extension Mount Kit	
Vertical Infeed/Wire Manager	<i>Example:</i> YR1VWM, 323	Attachment Hardware	
1. Pattern Number	YR1VWM Vertical Infeed/Wire Manager	Cable Basket Extra Mount Kit	
2. Paint Finish	118T Bright White Paint	Attachment Hardware Plates	
		Vertical Infeed/Wire Manager	
		Attachment Hardware	

Cable Management

For Desks and Big Tables

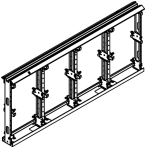
Cable Clips, Cable Baskets and Vertical Infeed/Wire Manager


description	type	w	d	h	pattern no.	list
 Antenna Wire Basket Cover (pair)	Attaches to both Lower and Upper Cable Basket of the same depth	24"	1 1/2"	3 3/4"	YR1CBC24	\$259.
	Attaches to both Lower and Upper Cable Basket of the same depth	36"	1 1/2"	3 3/4"	YR1CBC36	281.
	Attaches to both Lower and Upper Cable Basket of the same depth	42"	1 1/2"	3 3/4"	YR1CBC42	294.
	Attaches to both Lower and Upper Cable Basket of the same depth	48"	1 1/2"	3 3/4"	YR1CBC48	296.
	Attaches to both Lower and Upper Cable Basket of the same depth	54"	1 1/2"	3 3/4"	YR1CBC54	300.
	Attaches to both Lower and Upper Cable Basket of the same depth	60"	1 1/2"	3 3/4"	YR1CBC60	306.
	Attaches to both Lower and Upper Cable Basket of the same depth	66"	1 1/2"	3 3/4"	YR1CBC66	308.
	Attaches to both Lower and Upper Cable Basket of the same depth	72"	1 1/2"	3 3/4"	YR1CBC72	312.
	Attaches to both Lower and Upper Cable Basket of the same depth	78"	1 1/2"	3 3/4"	YR1CBC78	325.
	Attaches to both Lower and Upper Cable Basket of the same depth	84"	1 1/2"	3 3/4"	YR1CBC84	373.
 Antenna Wire Basket End Cap (pair)	Attaches to both Lower and Upper Cable Basket of the same depth	1 1/8"	12"	3 3/4"	YR1CBE12	222.
	Attaches to both Lower and Upper Cable Basket of the same depth	1 1/8"	6"	3 3/4"	YR1CBE06	192.
 Vertical Infeed/Wire Manager	For desks or desk height table	3"	2 1/2"	23"	YR1VWM323	586.
	For standing height table 36"h	3"	2 1/2"	31"	YR1VWM330	792.
	For standing height table 42"h	3"	2 1/2"	37"	YR1VWM336	792.

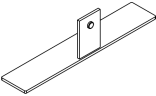
Ordering Information	Order Code	Included With	Options
Cable Clips	Cable Clips	Cable Clips	Cable Clips
1. Pattern Number	<i>Example:</i> YR1CC	Cable Basket	Cable Basket
Cable Basket	YR1CC Cable Clips	Attachment Hardware	Vertical Infeed/Wire Manager
1. Pattern Number	Vertical Infeed/Wire Manager	Cable Basket Extension Mount	
Vertical Infeed/Wire Manager	<i>Example:</i> YR1VWM, 323	KitRods	
1. Pattern Number	YR1VWM Vertical Infeed/Wire Manager	Attachment Hardware	
2. Paint Finish	118T Bright White Paint	Cable Basket Extra Mount Kit	
		Attachment Hardware	
		Vertical Infeed/Wire Manager	
		Attachment Hardware	

Fence Structure

Frames, Legs and Stabilizer Foot

description	type	w	d	h	pattern no.	list
	48" Wide	48"	5"	21"	YFF2148	\$755.
	60" Wide	60"	5"	21"	YFF2160	897.
	72" Wide	72"	5"	21"	YFF2172	997.

	Individual Legs	For use with 25" High Fence	3 1/2"	4"	4"	YFL25	54.
		For use with 28 1/2" High Fence	3 1/2"	4"	7"	YFL28	70.

	Stabilizer Foot	For use with individual leg	4"	16"	1/4"	YFLSF	137.
---	-----------------	-----------------------------	----	-----	------	--------------	------

Ordering Information

Frame/Legs

1. Pattern Number

Stabilizer Foot

1. Pattern Number
2. Paint Finish

Order Code

Frame/Legs

Example: **YFF2148**

YFF Fence Frame

21 Height

48 Width

Stabilizer Foot

Example: **YFLSF, 118T**

YFLSF Stabilizer Foot

118T Bright White Paint

Included With

Frame/Legs

Stabilizer Foot
Attachment Hardware



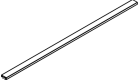
Options

Frame/Legs

Stabilizer Foot

Fence Connectors and Trim





Antenna Crown Top Caps and Flat Ends

description	type	w	d	h	pattern no.	list
 Flat Ends	For 28 1/2" High Fence		1/4"	28 1/2"	YFJE28	\$165.
	For use with 25" High Fence	5"	1/4"	25"	YFJE25	165.
 Crown Top Caps (pair)	For use with 48" wide frame	48"	1 1/2"	3/4"	YFTC48	92.
	For use with 60" wide frame	60"	1 1/2"	3/4"	YFTC60	127.
	For use with 72" wide frame	72"	1 1/2"	3/4"	YFTC72	144.
 Crown Top Cap Center Channel	For use with 48" wide crown top caps	48"	1 3/4"	3/4"	YFCC48	45.
	For use with 60" wide crown top caps	60"	1 3/4"	3/4"	YFCC60	65.
	For use with 72" wide crown top caps	72"	1 3/4"	3/4"	YFCC72	73.

Ordering Information	Order Code	Included With	Options
Crown Covers/Flat Ends	Crown Covers/Flat Ends	Crown Covers/Flat Ends	Crown Covers/Flat Ends
1. Pattern Number	<i>Example:</i> YFJE25, 118T		
2. Paint Finish	YFJE Flat End		
	25 Height		
	118T Bright White Paint		

Fence Connectors and Trim

Antenna Connectors

description	type	w	d	h	pattern no.	list
L Connectors (Two-Way) 	For use with 25" High Fence	5"	5"	25"	YFJL25	\$775.
	For use with 28 1/2" High Fence	5"	5"	28 1/2"	YFJL28	775.
T Connectors (Three-Way) 	For use with 25" High Fence	5"	5"	25"	YFJT25	912.
	For use with 28 1/2" High Fence	5"	5"	28 1/2"	YFJT28	912.
X Connectors (Four-Way) 	For use with 25" High Fence	5"	5"	25"	YFJX25	979.
	For use with 28 1/2" High Fence	5"	5"	28 1/2"	YFJX28	979.
V Connectors (Two-Way 120 degree) 	For use with 25" High Fence	5"	5"	25"	YFJV25	1,245.
	For use with 28 1/2" High Fence	5"	5"	28 1/2"	YFJV28	1,245.
Y Connector (Three-Way 120 Degree) 	For use with 25" High Fence	5"	5"	25"	YFJY25	755.
	For use with 28 1/2" High Fence	5"	5"	28 1/2"	YFJY28	755.

Ordering Information

Connectors

1. Pattern Number
2. Vertical Paint Finish (except for X and Y connector)
3. Top Cap Paint Finish
4. Crown End Cover Finish

Order Code

Connectors

Example: **YFJT25, 118T, 118T, 118T**

YFJT	Fence T Connector
25	Height
118T	Bright White Paint
118T	Bright White Paint
118T	Bright White Paint

Included With

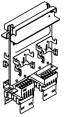
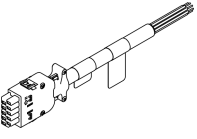


Connectors

Attachment Hardware
Connectors
Trim

Options

Connectors





Electrical Components for Fence 2+2, 3+3 and 4-4-2 Electrical Systems

description	type	w	d	h	pattern no.	list
 Outlet Modules	2+2, Upper Level	6"	3 1/2"	8 1/2"	YR1EOM	\$247.
	3+3, Upper Level	6"	3 1/2"	8 1/2"	YR1TOM	289.
	4-4-2, Upper Level	6"	3 1/2"	8 1/2"	YR1XOM	300.
 Infeeds	2+2 Hardwire Infeed for New York City	85"	2 1/8"	2 3/8"	YR1EPNY	670.
	2+2 Modular Base Infeed	85"	2 1/8"	2 3/8"	YR1EDPI	305.
	3+3 Hardwire Infeed for New York City	85"	2 1/8"	2 3/8"	YR1TPNY	703.
	3+3 Modular Base Infeed	85"	2 1/8"	2 3/8"	YR1TDPI	352.
	4-4-2 Hardwire Infeed for New York City	85"	2 1/8"	2 3/8"	YR1XPNY	742.
	4-4-2 Modular Base Infeed	85"	2 1/8"	2 3/8"	YR1XDPI	367.
 Duplex Receptacles, Extended Face For Use With 4-4-2 Electrical System	Circuit 1	1 1/2"	2"	4 1/2"	YR1XD1	73.
	Circuit 1, with controlled symbol	1 1/2"	2"	4 1/2"	YR1XD1C	73.
	Circuit 2	1 1/2"	2"	4 1/2"	YR1XD2	73.
	Circuit 2, with controlled symbol	1 1/2"	2"	4 1/2"	YR1XD2C	73.
	Circuit 3	1 1/2"	2"	4 1/2"	YR1XD3	73.
	Circuit 3, orange with black triangle	1 1/2"	2"	4 1/2"	YR1XD3O	73.
	Circuit 3, with controlled symbol	1 1/2"	2"	4 1/2"	YR1XD3C	73.
	Circuit 4	1 1/2"	2"	4 1/2"	YR1XD4	73.
	Circuit 4, orange with black triangle	1 1/2"	2"	4 1/2"	YR1XD4O	73.
	Circuit 4, with controlled symbol	1 1/2"	2"	4 1/2"	YR1XD4C	73.
 Duplex Receptacles, Extended Face For Use With Fence	Circuit A	1 1/2"	2"	4 1/2"	YR1XDA	71.
	Circuit A, with controlled symbol	1 1/2"	2"	4 1/2"	YR1XDAC	71.
	Circuit B	1 1/2"	2"	4 1/2"	YR1XDB	71.
	Circuit B, with controlled symbol	1 1/2"	2"	4 1/2"	YR1XDBC	71.
	Circuit C	1 1/2"	2"	4 1/2"	YR1XDC	71.
	Circuit C, with controlled symbol	1 1/2"	2"	4 1/2"	YR1XDCC	71.
	Circuit X	1 1/2"	2"	4 1/2"	YR1XDX	71.
	Circuit X, black with orange triangle	1 1/2"	2"	4 1/2"	YR1XDXT	71.
	Circuit X, orange with black triangle	1 1/2"	2"	4 1/2"	YR1XD XO	71.
	Circuit X, with controlled symbol	1 1/2"	2"	4 1/2"	YR1XDXC	71.
	Circuit Y	1 1/2"	2"	4 1/2"	YR1XDY	71.
	Circuit Y, black with orange triangle	1 1/2"	2"	4 1/2"	YR1XDYT	71.
	Circuit Y, orange with black triangle	1 1/2"	2"	4 1/2"	YR1XDYO	71.
	Circuit Y, with controlled symbol	1 1/2"	2"	4 1/2"	YR1XDYC	71.
	Circuit Z	1 1/2"	2"	4 1/2"	YR1XDZ	71.
	Circuit Z, black with orange triangle	1 1/2"	2"	4 1/2"	YR1XDZT	71.

Fence Components

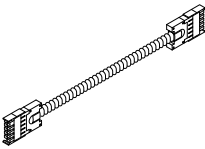
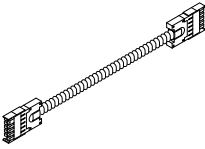
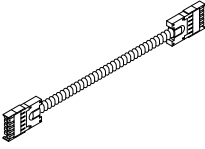
Ordering Information	Order Code	Included With	Options
Electrical Components 1. Pattern Number	Electrical Components <hr/> <i>Example:</i> YR1EOM12 <hr/> YR1EOM Outlet Module <hr/> 12 Width	Electrical Components	Electrical Components Duplex Outlets 111 = Jet Black 118 = Bright White USB Outlets 111 = Jet Black 118 = Bright White Suffix C = Controlled circuit symbol Suffix O = Orange outlet with black triangle Suffix T = Black outlet with orange triangle

Electrical Components for Fence 2+2, 3+3 and 4-4-2 Electrical Systems

description	type	w	d	h	pattern no.	list
Duplex Receptacles, Extended Face For Use With Fence	Circuit Z, orange with black triangle	1 1/2"	2"	4 1/2"	YR1XDZO	\$71.
	Circuit Z, with controlled symbol	1 1/2"	2"	4 1/2"	YR1XDZC	71.
						
Outlet Fillers	Package of 10	1 1/4"	1/4"	2 1/2"	YROF	56.
						
PDC Module Extension Kit	Package of 10				YR1PDCX	226.
USB Duplex, Extended Face For Use With Fence	Circuit A	1 1/2"	2"	4 1/2"	YR1XUSBA	291.
	Circuit B	1 1/2"	2"	4 1/2"	YR1XUSBB	291.
	Circuit C	1 1/2"	2"	4 1/2"	YR1XUSBC	291.
	Circuit X	1 1/2"	2"	4 1/2"	YR1XUSBX	291.
	Circuit Y	1 1/2"	2"	4 1/2"	YR1XUSBY	291.
	Circuit Z	1 1/2"	2"	4 1/2"	YR1XUSBZ	291.
						
Cable Clips for Wall Studs	Package of 100	1/4"	1/2"	1 1/2"	YR1PCC100	131.
						

Ordering Information	Order Code	Included With	Options
Electrical Components	Electrical Components	Electrical Components	Electrical Components
1. Pattern Number	<i>Example:</i> YR1EOM12 YR1EOM Outlet Module 12 Width		Duplex Outlets 111 = Jet Black 118 = Bright White USB Outlets 111 = Jet Black 118 = Bright White Suffix C = Controlled circuit symbol Suffix O = Orange outlet with black triangle Suffix T = Black outlet with orange triangle

Electrical Components for Fence 2+2, 3+3 and 4-4-2 Electrical Systems

description	type	w	d	h	pattern no.	list
 <p>Jumper Cable, 2+2</p>	For adjacent outlet modules behind one cover	18"	1"	1"	YR1EJ18	\$172.
	For outlets behind adjacent outlet covers	24"	1"	1"	YR1EJ24	183.
	For 12" between outlet covers	36"	1"	1"	YR1EJ36	207.
	For 24" between outlet covers	48"	1"	1"	YR1EJ48	239.
	For 36" between outlet covers	60"	1"	1"	YR1EJ60	265.
	For 48" between outlet covers	72"	1"	1"	YR1EJ72	288.
	For 60" between outlet covers	84"	1"	1"	YR1EJ84	317.
	For 72" between outlet covers	96"	1"	1"	YR1EJ96	344.
	For 84" between outlet covers	108"	1"	1"	YR1EJ108	354.
	For 96" between outlet covers	120"	1"	1"	YR1EJ120	405.
	For 108" between outlet covers	132"	1"	1"	YR1EJ132	440.
For 120" between outlet covers	144"	1"	1"	YR1EJ144	470.	
 <p>Jumper Cable, 3+3</p>	For adjacent outlet modules behind one cover	18"	1"	1"	YR1TJ18	224.
	For outlets behind adjacent outlet covers	24"	1"	1"	YR1TJ24	239.
	For 12" between outlet covers	36"	1"	1"	YR1TJ36	271.
	For 24" between outlet covers	48"	1"	1"	YR1TJ48	309.
	For 36" between outlet covers	60"	1"	1"	YR1TJ60	344.
	For 48" between outlet covers	72"	1"	1"	YR1TJ72	373.
	For 60" between outlet covers	84"	1"	1"	YR1TJ84	414.
	For 72" between outlet covers	96"	1"	1"	YR1TJ96	447.
	For 84" between outlet covers	108"	1"	1"	YR1TJ108	460.
	For 96" between outlet covers	120"	1"	1"	YR1TJ120	470.
	For 108" between outlet covers	132"	1"	1"	YR1TJ132	507.
For 120" between outlet covers	144"	1"	1"	YR1TJ144	525.	
 <p>Jumper Cable, 4-4-2</p>	For adjacent outlet modules behind one cover	18"	1"	1"	YR1XJ18	236.
	For outlets behind adjacent outlet covers	24"	1"	1"	YR1XJ24	252.
	For 12" between outlet covers	36"	1"	1"	YR1XJ36	283.
	For 24" between outlet covers	48"	1"	1"	YR1XJ48	325.
	For 36" between outlet covers	60"	1"	1"	YR1XJ60	357.
	For 48" between outlet covers	72"	1"	1"	YR1XJ72	392.
	For 60" between outlet covers	84"	1"	1"	YR1XJ84	435.
	For 72" between outlet covers	96"	1"	1"	YR1XJ96	467.
	For 96" between outlet covers	120"	1"	1"	YR1XJ120	470.
	For 84" between outlet covers	108"	1"	1"	YR1XJ108	483.
	For 108" between outlet covers	132"	1"	1"	YR1XJ132	507.
For 120" between outlet covers	144"	1"	1"	YR1XJ144	525.	

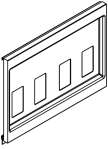
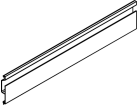
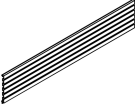
Fence Components

Ordering Information	Order Code	Included With	Options
Electrical Components 1. Pattern Number	Electrical Components <i>Example:</i> YR1TJ36 YR1TJ Jumper Cable 36 Width	Electrical Components	Electrical Components

Upper Covers

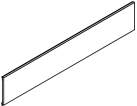
Outlet, Cable Tray and Slatwall Covers

For 25" or 28" High Fence

description	type	w	d	h	pattern no.	list
Upper Outlet Covers 	Hardwire	12"	1"	9"	YFCHOC	\$172.
	Modular	12"	1"	9"	YFCOC	70.
Upper Cable Tray Covers 		24"	1"	9"	YFC0924C	122.
		36"	1"	9"	YFC0936C	172.
		48"	1"	9"	YFC0948C	241.
		60"	1"	9"	YFC0960C	294.
		72"	1"	9"	YFC0972C	345.
		12"	1"	9"	YFC0912C	70.
Upper Slatwall Covers 		24"	1"	9"	YFC0924S	102.
		36"	1"	9"	YFC0936S	157.
		48"	1"	9"	YFC0948S	207.
		60"	1"	9"	YFC0960S	259.
		72"	1"	9"	YFC0972S	308.
		12"	1"	9"	YFC0912S	61.

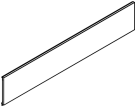
Ordering Information	Order Code	Included With	Options
Upper Covers	Upper Covers	Upper Covers	Upper Covers
1. Pattern Number	<i>Example:</i> YFCOC, 118		
2. Paint Finish	YFCOC Outlet Cover		
	118 Bright White Paint		

Upper Covers
Painted
 For 25" or 28" High Fence

description	w	d	h	pattern no.	list
Upper Painted Covers	12"	3/4"	9"	YFC0912P	\$231.
	24"	3/4"	9"	YFC0924P	247.
	36"	3/4"	9"	YFC0936P	265.
	48"	3/4"	9"	YFC0948P	283.
	60"	3/4"	9"	YFC0960P	336.
	72"	3/4"	9"	YFC0972P	370.

Ordering Information	Order Code	Included With	Options
Painted Covers	Painted Covers	Painted Covers	Painted Covers
1. Pattern Number	<i>Example:</i> YFC0936P, 118		
2. Paint Finish	YFC Fence Cover		
	09 Height		
	36 Width		
	P Painted		
	118 Bright White Paint		

Upper Covers
Laminate
For 25" or 28" High Fence

description	w	d	h	pattern no.	list
Upper Laminate Covers	12"	3/4"	9"	YFC0912L	\$247.
	24"	3/4"	9"	YFC0924L	283.
	36"	3/4"	9"	YFC0936L	315.
	48"	3/4"	9"	YFC0948L	352.
	60"	3/4"	9"	YFC0960L	458.
	72"	3/4"	9"	YFC0972L	495.

Ordering Information

Laminate Covers

1. Pattern Number
2. Laminate Finish

Order Code

Laminate Covers

Example: **YFC0936L, 118**

YFC	Fence Cover
09	Height
36	Width
L	Laminate
118	Bright White Laminate


Included With

Laminate Covers

Options


Laminate Covers


Upper Covers
 Veneer
 For 25" or 28" High Fence

description	w	d	h	pattern no.	V1	V2	V3
Upper Veneer Covers	12"	3/4"	9"	YFC0912V	\$691.	\$798.	\$1,076.
	24"	3/4"	9"	YFC0924V	770.	886.	1,191.
	36"	3/4"	9"	YFC0936V	889.	1,023.	1,376.
	48"	3/4"	9"	YFC0948V	973.	1,118.	1,515.

Ordering Information	Order Code	Included With	Options
Veneer Covers	Veneer Covers	Veneer Covers	Veneer Covers
1. Pattern Number	<i>Example:</i> YFC0936V, Y316		
2. Veneer Finish	YFC Fence Cover		
	09 Height		
	36 Width		
	V Veneer		
	Y316 Maple		

Lower Covers
Painted
 For 25" or 28" High Fence

description	w	d	h	pattern no.	list
Lower Painted Covers for 25" High Fence 	12"	3/4"	14"	YFC1412P	\$231.
	24"	3/4"	14"	YFC1424P	247.
	36"	3/4"	14"	YFC1436P	265.
	48"	3/4"	14"	YFC1448P	283.
	60"	3/4"	14"	YFC1460P	336.
	72"	3/4"	14"	YFC1472P	370.

Lower Painted Covers for 28" High Fence 	12"	3/4"	17"	YFC1712P	231.
	24"	3/4"	17"	YFC1724P	247.
	36"	3/4"	17"	YFC1736P	265.
	48"	3/4"	17"	YFC1748P	283.
	60"	3/4"	17"	YFC1760P	336.
	72"	3/4"	17"	YFC1772P	370.

Ordering Information

Painted Covers

1. Pattern Number
2. Paint Finish

Order Code

Painted Covers

Example: **YFC1736P, 118**

YFC Fence Cover

17 Height

36 Width

P Painted

118 Bright White Paint


Included With


Painted Covers

Options

Painted Covers

Lower Covers
Laminate
For 25" or 28" High Fence

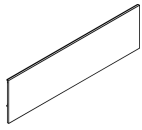
description	w	d	h	pattern no.	list
Lower Laminate Covers for 25" High Fence 	12"	3/4"	14"	YFC1412L	\$247.
	24"	3/4"	14"	YFC1424L	283.
	36"	3/4"	14"	YFC1436L	315.
	48"	3/4"	14"	YFC1448L	352.
	60"	3/4"	14"	YFC1460L	458.
	72"	3/4"	14"	YFC1472L	495.

Lower Laminate Covers for 28" High Fence 	12"	3/4"	17"	YFC1712L	247.
	24"	3/4"	17"	YFC1724L	308.
	36"	3/4"	17"	YFC1736L	346.
	48"	3/4"	17"	YFC1748L	380.
	60"	3/4"	17"	YFC1760L	547.
	72"	3/4"	17"	YFC1772L	577.

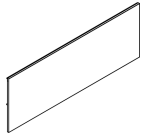
Ordering Information	Order Code	Included With	Options
Laminate Covers	Laminate Covers	Laminate Covers	Laminate Covers
1. Pattern Number	<i>Example:</i> YFC1736L, 118		
2. Laminate Finish	YFC Fence Cover		
	17 Height		
	36 Width		
	L Laminate		
	118 Bright White Laminate		

Lower Covers
Veneer
For 25" or 28" High Fence

description	w	d	h	pattern no.	V1	V2	V3
Lower Veneer Covers for 25" High Fence	12"	3/4"	14"	YFC1412V	\$719.	\$826.	\$1,114.
	24"	3/4"	14"	YFC1424V	817.	939.	1,270.
	36"	3/4"	14"	YFC1436V	947.	1,090.	1,471.
	48"	3/4"	14"	YFC1448V	1,035.	1,186.	1,606.



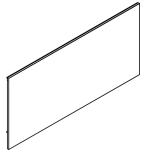
Lower Veneer Covers for 28" High Fence	12"	3/4"	17"	YFC1712V	728.	839.	1,133.
	24"	3/4"	17"	YFC1724V	832.	958.	1,292.
	36"	3/4"	17"	YFC1736V	966.	1,111.	1,498.
	48"	3/4"	17"	YFC1748V	1,069.	1,231.	1,660.



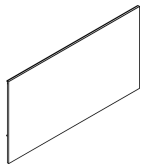
Ordering Information	Order Code	Included With	Options
Veneer Covers	Veneer Covers	Veneer Covers	Veneer Covers
1. Pattern Number	<i>Example:</i> YFCO936V, Y316		
2. Veneer Finish	YFC Fence Cover		
	09 Height		
	36 Width		
	V Veneer		
	Y316 Maple		

Full Covers
Painted
 For 25" or 28" High Fence

description	w	d	h	pattern no.	list
Full Painted Covers for 25" High Fence	24"	3/4"	23"	YFC2324NP	\$256.
	36"	3/4"	23"	YFC2336NP	273.
	48"	3/4"	23"	YFC2348NP	294.
	60"	3/4"	23"	YFC2360NP	352.
	72"	3/4"	23"	YFC2372NP	390.



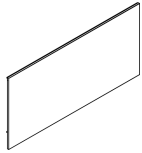
Full Painted Covers for 28" High Fence	24"	3/4"	26"	YFC2624NP	256.
	36"	3/4"	26"	YFC2636NP	273.
	48"	3/4"	26"	YFC2648NP	294.
	60"	3/4"	26"	YFC2660NP	352.
	72"	3/4"	26"	YFC2672NP	390.



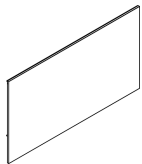
Ordering Information	Order Code	Included With	Options
Painted Covers	Painted Covers	Painted Covers	Painted Covers
1. Pattern Number	<i>Example:</i> YFC2636NP, 118		
2. Paint Finish	YFC2 Fence Cover		
	26 Height		
	36 Width		
	N No outlets		
	P Painted		
	118 Bright White Paint		

Full Covers
Laminate
For 25" or 28" High Fence

description	w	d	h	pattern no.	list
Full Laminate Covers for 25" High Fence	24"	3/4"	23"	YFC2324NL	\$370.
	36"	3/4"	23"	YFC2336NL	407.
	48"	3/4"	23"	YFC2348NL	458.
	60"	3/4"	23"	YFC2360NL	584.
	72"	3/4"	23"	YFC2372NL	638.



Full Laminate Covers for 28" High Fence	24"	3/4"	26"	YFC2624NL	370.
	36"	3/4"	26"	YFC2636NL	407.
	48"	3/4"	26"	YFC2648NL	458.
	60"	3/4"	26"	YFC2660NL	584.
	72"	3/4"	26"	YFC2672NL	709.



Ordering Information

Laminate Covers

1. Pattern Number
2. Laminate Finish

Order Code

Laminate Covers

Example: **YFC2636NL, 118**

YFC2 Fence Cover

26 Height

36 Width

N No outlets

L Laminate

118 Bright White Laminate

Included With

Laminate Covers

Options

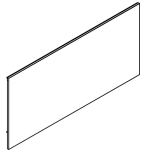
Laminate Covers

Full Covers

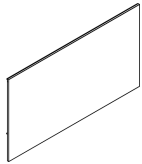
Veneer

For 25" or 28" High Fence

description	w	d	h	pattern no.	V1	V2	V3
Full Veneer Covers for 25" High Fence	24"	3/4"	23"	YFC2324NV	\$862.	\$993.	\$1,345.
	36"	3/4"	23"	YFC2336NV	1,009.	1,162.	1,569.
	48"	3/4"	23"	YFC2348NV	1,118.	1,288.	1,741.



Full Veneer Covers for 28" High Fence	24"	3/4"	26"	YFC2624NV	880.	1,010.	1,399.
	36"	3/4"	26"	YFC2636NV	1,036.	1,189.	1,607.
	48"	3/4"	26"	YFC2648NV	1,147.	1,315.	1,779.



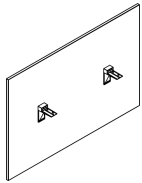
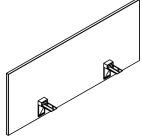
Ordering Information	Order Code	Included With	Options
Veneer Covers	Veneer Covers	Veneer Covers	Veneer Covers
1. Pattern Number	<i>Example:</i> YFC2636NV, Y316		
2. Veneer Finish	YFC2 Fence Cover		
	26 Height		
	36 Width		
	N No outlets		
	V Veneer		
	Y316 Maple		

Desk Screens

Fabric

For 42" High Horizon

description	w	d	h	pattern no.	base gr.10	plus 20	plus 30	plus 40	plus 45
Fabric Screens with Partial Modesty For Desks, 42" High Horizon	24"	1 1/4"	20"	YPSB2024F ()	\$967.	\$24.	\$49.	\$73.	\$96.
	27"	1 1/4"	20"	YPSB2027F ()	998.	23.	47.	72.	97.
	30"	1 1/4"	20"	YPSB2030F ()	1,023.	26.	52.	77.	102.
	36"	1 1/4"	20"	YPSB2036F ()	1,139.	27.	57.	84.	112.
	42"	1 1/4"	20"	YPSB2042F ()	1,182.	30.	58.	89.	119.
	48"	1 1/4"	20"	YPSB2048F ()	1,218.	31.	63.	91.	122.
	54"	1 1/4"	20"	YPSB2054F ()	1,309.	32.	64.	98.	130.
	60"	1 1/4"	20"	YPSB2060F ()	1,387.	35.	71.	105.	139.
	66"	1 1/4"	20"	YPSB2066FRR	1,452.	37.	73.	108.	144.
	72"	1 1/4"	20"	YPSB2072FRR	1,497.	37.	75.	111.	149.
Fabric Screens with Half Modesty For Desks, 42" High Horizon	24"	1 1/4"	32"	YPSB3224F ()	1,123.	27.	56.	82.	112.
	27"	1 1/4"	32"	YPSB3227F ()	1,200.	30.	60.	91.	118.
	30"	1 1/4"	32"	YPSB3230F ()	1,238.	29.	61.	93.	124.
	36"	1 1/4"	32"	YPSB3236F ()	1,396.	35.	70.	105.	139.
	42"	1 1/4"	32"	YPSB3242F ()	1,479.	37.	73.	111.	147.
	48"	1 1/4"	32"	YPSB3248F ()	1,487.	37.	75.	112.	148.
	54"	1 1/4"	32"	YPSB3254F ()	1,611.	41.	81.	122.	163.
	60"	1 1/4"	32"	YPSB3260F ()	1,746.	45.	88.	132.	175.
	66"	1 1/4"	32"	YPSB3266FRR	1,989.	50.	100.	149.	199.
	72"	1 1/4"	32"	YPSB3272FRR	2,097.	53.	105.	158.	208.



Ordering Information

Desk Screens

1. Pattern Number
2. Inside Fabric Finish
3. Outside Fabric Finish
4. Frame Paint Finish
5. Bracket Paint Finish

Order Code

Desk Screens

Example: **YPSB2048F, W1077, 118T**

YPSB	Desk Screen
20	Height
48	Width
F	Fabric
W1077	Elements
W1077	Elements
118T	Bright White Paint
118T	Bright White Paint

Included With

Desk Screens
Brackets
Hardware

Options

Desk Screens

The price of screens specified with a combination of fabrics is the higher of the two fabric grades.

(RR) Fabric is applied railroaded

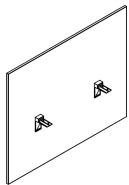
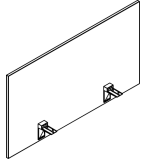
*** Upcharges are per grade for each side.**

Desk Screens

Fabric

For 49" High Horizon

description	w	d	h	pattern no.	base gr.10	plus 20	plus 30	plus 40	plus 45
Fabric Screens with Partial Modesty For Desks, 49" High Horizon	24"	1 1/4"	26"	YPSB2624F()	\$1,058.	\$26.	\$53.	\$79.	\$104.
	27"	1 1/4"	26"	YPSB2627F()	1,102.	26.	56.	81.	109.
	30"	1 1/4"	26"	YPSB2630F()	1,132.	27.	55.	82.	112.
	36"	1 1/4"	26"	YPSB2636F()	1,262.	31.	63.	96.	128.
	42"	1 1/4"	26"	YPSB2642F()	1,324.	33.	67.	102.	134.
	48"	1 1/4"	26"	YPSB2648F()	1,424.	36.	71.	108.	143.
	54"	1 1/4"	26"	YPSB2654F()	1,525.	38.	73.	112.	152.
	60"	1 1/4"	26"	YPSB2660F()	1,588.	38.	78.	119.	158.
	66"	1 1/4"	26"	YPSB2666FRR	1,658.	40.	84.	124.	165.
	72"	1 1/4"	26"	YPSB2672FRR	1,730.	41.	87.	129.	172.
Fabric Screens with Half Modesty For Desks, 49" High Horizon	24"	1 1/4"	38"	YPSB3824F()	1,211.	30.	60.	89.	121.
	27"	1 1/4"	38"	YPSB3827F()	1,297.	33.	66.	99.	131.
	30"	1 1/4"	38"	YPSB3830F()	1,334.	33.	67.	100.	134.
	36"	1 1/4"	38"	YPSB3836F()	1,525.	38.	73.	112.	152.
	42"	1 1/4"	38"	YPSB3842F()	1,611.	41.	81.	122.	163.
	48"	1 1/4"	38"	YPSB3848F()	1,739.	45.	87.	129.	174.
	54"	1 1/4"	38"	YPSB3854F()	1,830.	44.	90.	135.	181.
	60"	1 1/4"	38"	YPSB3860F()	1,926.	48.	97.	144.	193.
	66"	1 1/4"	38"	YPSB3866FRR	2,158.	54.	109.	164.	217.
	72"	1 1/4"	38"	YPSB3872FRR	2,276.	58.	113.	170.	229.



Ordering Information

Desk Screens

1. Pattern Number
2. Inside Fabric Finish
3. Outside Fabric Finish
4. Frame Paint Finish
5. Bracket Paint Finish

Order Code

Desk Screens

Example: **YPSB2648F, W1077, 118T, 118T**

YPSB	Desk Screen
26	Height
48	Width
F	Fabric
W1077	Elements
W1077	Elements
118T	Bright White Paint
118T	Bright White Paint

Included With

Desk Screens
Brackets
Hardware

Options

Desk Screens

The price of screens specified with a combination of fabrics is the higher of the two fabric grades.

(RR) Fabric is applied railroaded

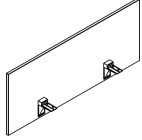
* **Upcharges are per grade for each side.**

Desk Screens

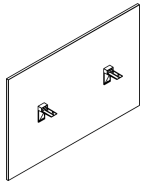
Laminate, Markerboard or Veneer

For 42" High Horizon

description	w	d	h	pattern no.	Laminate (L)	Markerboard (LM)	V1 (V)	V2 (V)	V3 (V)
Screens with Partial Modesty For Desks, 42" High Horizon	24"	3/4"	20"	YPSB2024()	\$396.	\$685.	\$760.	\$873.	\$1,137.
	27"	3/4"	20"	YPSB2027()	404.	691.	774.	893.	1,156.
	30"	3/4"	20"	YPSB2030()	406.	693.	791.	909.	1,185.
	36"	3/4"	20"	YPSB2036()	458.	880.	827.	952.	1,238.
	42"	3/4"	20"	YPSB2042()	466.	887.	889.	1,022.	1,324.
	48"	3/4"	20"	YPSB2048()	603.	1,420.	930.	1,069.	1,385.
	54"	3/4"	20"	YPSB2054()	614.	1,429.	961.	1,108.	1,437.
	60"	3/4"	20"	YPSB2060()	619.	1,436.	1,041.	1,195.	1,558.
	66"	3/4"	20"	YPSB2066()	632.	1,448.	1,086.	1,251.	1,623.
	72"	3/4"	20"	YPSB2072()	642.	1,457.	1,124.	1,290.	1,673.



Screens with Half Modesty For Desks, 42" High Horizon	24"	3/4"	32"	YPSB3224()	444.	1,050.	885.	1,012.	1,319.
	27"	3/4"	32"	YPSB3227()	454.	1,058.	917.	1,059.	1,378.
	30"	3/4"	32"	YPSB3230()	516.	1,066.	950.	1,089.	1,420.
	36"	3/4"	32"	YPSB3236()	607.	1,423.	1,003.	1,152.	1,500.
	42"	3/4"	32"	YPSB3242()	619.	1,436.	1,101.	1,263.	1,647.
	48"	3/4"	32"	YPSB3248()	656.	2,494.	1,152.	1,324.	1,726.
	54"	3/4"	32"	YPSB3254()	668.	2,503.	1,218.	1,400.	1,825.
	60"	3/4"	32"	YPSB3260()	909.	2,512.	1,347.	1,544.	2,010.
	66"	3/4"	32"	YPSB3266()	930.	2,529.	1,413.	1,619.	2,105.
	72"	3/4"	32"	YPSB3272()	941.	2,545.	1,462.	1,677.	2,188.



Ordering Information

- Desk Screens**
1. Pattern Number
 2. Surface Finish
 3. Bracket Paint Finish

Order Code

Desk Screens

Example: **YPSB2048V, 006B, 118T**

YPSB	Desk Screen
20	Height
48	Width
V	Veneer
006B	Maple
118T	Bright White Paint

Included With

Desk Screens
Brackets
Hardware

Options

Desk Screens

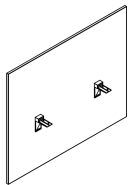
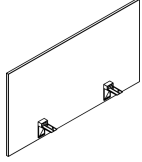
Finish Options:
(L)= Laminate
(LM)= Markerboard
(V)= Veneer

Desk Screens

Laminate, Markerboard or Veneer

For 49" High Horizon

description	w	d	h	pattern no.	Laminate (L)	Markerboard (LM)	V1 (V)	V2 (V)	V3 (V)
Screens with Partial Modesty For Desks, 49" High Horizon	24"	3/4"	26"	YPSB2624()	\$432.	\$1,038.	\$842.	\$968.	\$1,260.
	27"	3/4"	26"	YPSB2627()	437.	1,048.	864.	994.	1,292.
	30"	3/4"	26"	YPSB2630()	448.	1,051.	899.	1,036.	1,348.
	36"	3/4"	26"	YPSB2636()	459.	1,066.	943.	1,084.	1,417.
	42"	3/4"	26"	YPSB2642()	525.	1,077.	1,025.	1,177.	1,530.
	48"	3/4"	26"	YPSB2648()	576.	2,472.	1,078.	1,242.	1,614.
	54"	3/4"	26"	YPSB2654()	586.	2,485.	1,126.	1,290.	1,676.
	60"	3/4"	26"	YPSB2660()	617.	2,495.	1,251.	1,437.	1,867.
	66"	3/4"	26"	YPSB2666()	631.	2,505.	1,294.	1,490.	1,937.
	72"	3/4"	26"	YPSB2672()	812.	2,513.	1,344.	1,542.	2,003.
Screens with Half Modesty For Desks, 49" High Horizon	24"	3/4"	38"	YPSB3824()	514.	1,066.	941.	1,082.	1,409.
	27"	3/4"	38"	YPSB3827()	522.	1,073.	972.	1,123.	1,455.
	30"	3/4"	38"	YPSB3830()	528.	1,079.	1,005.	1,153.	1,502.
	36"	3/4"	38"	YPSB3836()	624.	1,437.	1,082.	1,244.	1,618.
	42"	3/4"	38"	YPSB3842()	645.	1,457.	1,189.	1,367.	1,780.
	48"	3/4"	38"	YPSB3848()	800.	2,509.	1,255.	1,442.	1,874.
	54"	3/4"	38"	YPSB3854()	820.	2,526.	1,331.	1,530.	1,988.
	60"	3/4"	38"	YPSB3860()	941.	2,545.	1,500.	1,725.	2,244.
	66"	3/4"	38"	YPSB3866()	958.	2,563.	1,573.	1,811.	2,356.
	72"	3/4"	38"	YPSB3872()	973.	2,580.	1,643.	1,886.	2,450.



Ordering Information

- Desk Screens**
1. Pattern Number
 2. Surface Finish
 3. Bracket Paint Finish

Order Code

Desk Screens

Example: **YPSB2648V, 006B, 118T**

YPSB Desk Screen

26 Height

48 Width

V Veneer

006B Maple

118T Bright White Paint

Included With

Desk Screens
Brackets
Hardware

Options

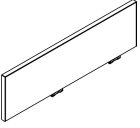
Desk Screens

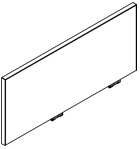
Finish Options:
(L)= Laminate
(LM)= Markerboard
(V)= Veneer

Big Table Screens

Fabric

For 42" or 49" High Horizon

description	w	d	h	pattern no.	base gr.10	plus 20	plus 30	plus 40	plus 45
Fabric Screens For Big Table Center Beam, 42" High Horizon 	24"	1 1/4"	14"	YPSC1424F()	\$842.	\$23.	\$44.	\$63.	\$83.
	30"	1 1/4"	14"	YPSC1430F()	881.	22.	42.	64.	85.
	36"	1 1/4"	14"	YPSC1436F()	952.	24.	46.	69.	94.
	42"	1 1/4"	14"	YPSC1442F()	986.	25.	48.	75.	98.
	48"	1 1/4"	14"	YPSC1448F()	1,049.	26.	52.	79.	105.
	54"	1 1/4"	14"	YPSC1454F()	1,083.	28.	55.	81.	107.
	60"	1 1/4"	14"	YPSC1460F()	1,110.	29.	56.	84.	111.
	66"	1 1/4"	14"	YPSC1466FRR	1,176.	29.	58.	88.	118.
	72"	1 1/4"	14"	YPSC1472FRR	1,238.	29.	61.	93.	124.

Fabric Screens For Big Table Center Beam, 49" High Horizon 	24"	1 1/4"	21"	YPSC2124F()	935.	21.	45.	69.	92.
	30"	1 1/4"	21"	YPSC2130F()	974.	26.	50.	75.	99.
	36"	1 1/4"	21"	YPSC2136F()	1,110.	29.	56.	84.	111.
	42"	1 1/4"	21"	YPSC2142F()	1,166.	29.	58.	89.	114.
	48"	1 1/4"	21"	YPSC2148F()	1,200.	30.	60.	91.	118.
	54"	1 1/4"	21"	YPSC2154F()	1,255.	32.	63.	94.	126.
	60"	1 1/4"	21"	YPSC2160F()	1,309.	32.	64.	98.	130.
	66"	1 1/4"	21"	YPSC2166FRR	1,419.	34.	69.	104.	141.
	72"	1 1/4"	21"	YPSC2172FRR	1,487.	37.	75.	112.	148.

Ordering Information

Big Table Screens

1. Pattern Number
2. Fabric Finish
3. Frame Paint Finish

Order Code

Big Table Screens

Example: **YPSC1448F, W1077, 118T**

YPSC	Big Table Center Screen
14	Height
48	Width
F	Fabric
W1077	Element
118T	Bright White Paint

Included With

Big Table Screens

Brackets
Hardware

Options

Big Table Screens


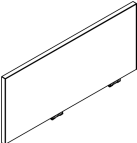
The price of screens specified with a combination of fabrics is the higher of the two fabric grades.

(RR) Fabric is applied railroaded.

***Upcharges are per grade for each side.**

Big Table Screens

Laminate, Markerboard, Veneer or Glass
For 42" or 49" High Horizon

description	w	d	h	pattern no.	Laminate (L)	Markerboard (LM)	V1 (V)	V2 (V)	V3 (V)	Clear Glass (GTEMP)	Powder Glass (GGL13)	Grey Tinted Glass (GGL35)
Screens For Big Table Center Beam, 42" High Horizon 	24"	1/2"	14"	YPSC1424()	\$305.	\$420.	\$784.	\$940.	\$1,223.	\$459.	\$700.	\$882.
	30"	1/2"	14"	YPSC1430()	333.	448.	843.	1,023.	1,371.	550.	849.	1,079.
	36"	1/2"	14"	YPSC1436()	371.	571.	873.	1,072.	1,485.	620.	987.	1,262.
	42"	1/2"	14"	YPSC1442()	415.	594.	935.	1,149.	1,636.	729.	1,152.	1,479.
	48"	1/2"	14"	YPSC1448()	525.	966.	960.	1,203.	1,751.	811.	1,290.	1,662.
	54"	1/2"	14"	YPSC1454()	552.	989.	1,030.	1,292.	1,911.	897.	1,438.	1,869.
	60"	1/2"	14"	YPSC1460()	578.	1,011.	1,096.	1,382.	2,067.	984.	1,591.	2,055.
	66"	1/2"	14"	YPSC1466()	605.	1,030.	1,146.	1,454.	2,210.	1,083.	1,756.	2,271.
	72"	1/2"	14"	YPSC1472()	628.	1,042.	1,182.	1,512.	2,326.	1,166.	1,892.	2,445.
Screens For Big Table Center Beam, 49" High Horizon 	24"	1/2"	21"	YPSC2124()	345.	542.	842.	1,036.	1,436.	552.	887.	1,200.
	30"	1/2"	21"	YPSC2130()	371.	571.	897.	1,123.	1,616.	663.	1,078.	1,469.
	36"	1/2"	21"	YPSC2136()	423.	754.	938.	1,193.	1,784.	760.	1,259.	1,728.
	42"	1/2"	21"	YPSC2142()	467.	776.	1,030.	1,318.	2,003.	885.	1,465.	2,011.
	48"	1/2"	21"	YPSC2148()	530.	1,324.	1,071.	1,387.	2,178.	974.	1,644.	2,271.
	54"	1/2"	21"	YPSC2154()	604.	1,351.	1,136.	1,482.	2,365.	1,084.	1,836.	2,547.
	60"	1/2"	21"	YPSC2160()	674.	1,373.	1,195.	1,581.	2,560.	1,193.	2,026.	2,810.
	66"	1/2"	21"	YPSC2166()	705.	1,393.	1,267.	1,685.	2,765.	1,315.	2,239.	3,109.
	72"	1/2"	21"	YPSC2172()	729.	1,416.	1,324.	1,775.	2,933.	1,416.	2,410.	3,349.

Ordering Information

- Big Table Screens**
1. Pattern Number
 2. Surface Finish
 3. Bracket Paint Finish

Order Code

Big Table Screens

Example: **YPSC1448V, 006B, 118T**

YPSC	Big Table Center Screen
14	Height
48	Width
V	Veneer
006B	Maple
118T	Bright White Paint

Included With

Big Table Screens

Brackets
Hardware

Options

Big Table Screens

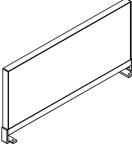
Finish Options:

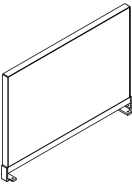
(L) = Laminate
(LM) = Markerboard
(V) = Veneer
(GTEMP) = Clear Glass
(GGL13) = Powder Glass
(GGL35) = Grey Tinted Glass

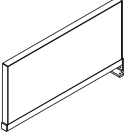
Intermediate Screens

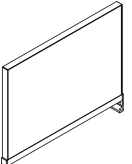
Fabric

For 42" or 49" High Horizon

description	type	w	d	h	pattern no.	base gr. 10	plus 20	plus 30	plus 40	plus 45
 Full Depth Intermediate Screen, 42" High Horizon	For 18"D Tops w/o Hinged Access	1 1/4"	18"	14"	YPSI1418F()	\$890.	\$22.	\$44.	\$67.	\$89.
	For 24"D Tops w/o Hinged Access	1 1/4"	24"	14"	YPSI1424F()	932.	23.	47.	70.	94.
	For 27"D Tops w/o Hinged Access	1 1/4"	27"	14"	YPSI1427F()	963.	25.	49.	72.	96.
	For 30"D Tops w/o Hinged Access	1 1/4"	30"	14"	YPSI1430F()	983.	25.	47.	74.	98.
	For 36"D Tops w/o Hinged Access	1 1/4"	36"	14"	YPSI1436F()	1,040.	27.	50.	79.	104.

 Full Depth Intermediate Screen, 49" High Horizon	For 18"D Tops w/o Hinged Access	1 1/4"	19"	21"	YPSI2118F()	922.	22.	45.	69.	91.
	For 24"D Tops w/o Hinged Access	1 1/4"	24"	21"	YPSI2124F()	977.	25.	48.	74.	97.
	For 27"D Tops w/o Hinged Access	1 1/4"	27"	21"	YPSI2127F()	996.	26.	50.	74.	102.
	For 30"D Tops w/o Hinged Access	1 1/4"	30"	21"	YPSI2130F()	1,026.	24.	50.	75.	102.
	For 36"D Tops w/o Hinged Access	1 1/4"	36"	21"	YPSI2136F()	1,142.	30.	59.	88.	115.

 Partial Depth Intermediate Screen, 42" High Horizon	For 24"D Tops with Hinged Access	1 1/4"	16"	14"	YPSI1416F()	874.	22.	42.	64.	84.
	For 27"D Tops with Hinged Access	1 1/4"	19"	14"	YPSI1419F()	901.	24.	45.	69.	91.
	For 30"D Tops with Hinged Access	1 1/4"	22"	14"	YPSI1422F()	922.	22.	45.	69.	91.
	For 36"D Tops with Hinged Access	1 1/4"	28"	14"	YPSI1428F()	958.	23.	47.	70.	94.

 Partial Depth Intermediate Screen, 49" High Horizon	For 24"D Tops with Hinged Access	1 1/4"	16"	21"	YPSI2116F()	895.	25.	47.	69.	91.
	For 27"D Tops with Hinged Access	1 1/4"	19"	21"	YPSI2119F()	923.	22.	45.	69.	92.
	For 30"D Tops with Hinged Access	1 1/4"	22"	21"	YPSI2122F()	960.	24.	49.	73.	96.
	For 36"D Tops with Hinged Access	1 1/4"	28"	21"	YPSI2128F()	994.	24.	50.	74.	99.

Ordering Information

- Intermediate Screens**
1. Pattern Number
 2. Fabric Finish
 3. Bracket Paint Finish

Order Code

Intermediate Screens	
<i>Example:</i> YPSI2124F, W1077	
YPS	Screen
I	Intermediate
21	Height
24	Depth
F	Fabric
W1077	Element

Included With

Intermediate Screens
 Brackets
 Hardware

Options

Intermediate Screens
 The price of screens specified with a combination of fabrics is the higher of the two fabric grades.


(RR) = Fabric is applied Railroaded.

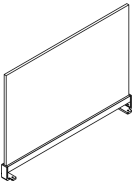
***Upcharges are per grade for each side.**

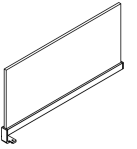
Intermediate Screens

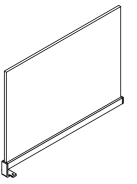
Laminate, Markerboard, Veneer or Glass

For 42" or 49" High Horizon

description	type	w	d	h	pattern no.	Laminate (L)	Marker-board (LM)	V1 (V)	V2 (V)	V3 (V)	Clear Glass (GTEMP)	Powder Glass (GGL13)	Grey Tinted Glass (GGL35)
	For 18"D Tops w/o Hinged Access	1/2"	18"	14"	YPSI1418()	\$316.	\$416.	\$803.	\$925.	\$1,065.	\$414.	\$559.	\$708.
	For 24"D Tops w/o Hinged Access	1/2"	24"	14"	YPSI1424()	363.	526.	878.	991.	1,175.	503.	697.	894.
	For 27"D Tops w/o Hinged Access	1/2"	27"	14"	YPSI1427()	379.	546.	872.	1,018.	1,214.	551.	769.	994.
	For 30"D Tops w/o Hinged Access	1/2"	30"	14"	YPSI1430()	400.	564.	895.	1,060.	1,282.	599.	844.	1,097.
	For 36"D Tops w/o Hinged Access	1/2"	36"	14"	YPSI1436()	426.	639.	945.	1,125.	1,393.	681.	975.	1,274.

	For 18"D Tops w/o Hinged Access	1/2"	18"	21"	YPSI2118()	343.	489.	834.	980.	1,180.	494.	702.	920.
	For 24"D Tops w/o Hinged Access	1/2"	24"	21"	YPSI2124()	397.	648.	873.	1,021.	1,215.	607.	886.	1,167.
	For 27"D Tops w/o Hinged Access	1/2"	27"	21"	YPSI2127()	415.	661.	926.	1,112.	1,400.	663.	977.	1,298.
	For 30"D Tops w/o Hinged Access	1/2"	30"	21"	YPSI2130()	433.	683.	956.	1,153.	1,468.	723.	1,074.	1,424.
	For 36"D Tops w/o Hinged Access	1/2"	36"	21"	YPSI2136()	468.	763.	992.	1,215.	1,590.	825.	1,244.	1,662.

	For 24"D Tops w/ Hinged Access	1/2"	16"	14"	YPSI1416()	297.	397.	775.	891.	1,021.	372.	504.	640.
	For 27"D Tops w/ Hinged Access	1/2"	19"	14"	YPSI1419()	320.	447.	808.	931.	1,078.	418.	575.	739.
	For 30"D Tops w/ Hinged Access	1/2"	22"	14"	YPSI1422()	332.	460.	830.	966.	1,143.	464.	648.	830.
	For 36"D Tops w/ Hinged Access	1/2"	28"	14"	YPSI1428()	369.	535.	901.	1,094.	1,392.	551.	778.	1,016.

	For 24"D Tops w/ Hinged Access	1/2"	16"	21"	YPSI2116()	320.	469.	808.	946.	1,125.	450.	634.	827.
	For 27"D Tops w/ Hinged Access	1/2"	19"	21"	YPSI2119()	347.	535.	833.	983.	1,189.	506.	729.	954.
	For 30"D Tops w/ Hinged Access	1/2"	22"	21"	YPSI2122()	363.	550.	859.	1,025.	1,261.	562.	820.	1,078.
	For 36"D Tops w/ Hinged Access	1/2"	28"	21"	YPSI2128()	405.	652.	922.	1,109.	1,407.	668.	994.	1,332.

Ordering Information

- Intermediate Screens**
1. Pattern Number
 2. Surface Finish
 3. Bracket Paint Finish

Order Code

Intermediate Screens	
<i>Example:</i> YPSI2124L, 118, 118T	
YPS	Screen
I	Intermediate
21	Height
24	Depth
L	Laminate
118	Bright White Laminate
118T	Bright White Paint

Included With

- Intermediate Screens**
- Brackets
 - Hardware

Options

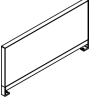
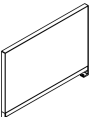
Intermediate Screens

- Finish Options**
- (L) = Laminate
 - (LM) = Markerboard
 - (V) = Veneer
 - (GTEMP) = Clear Glass
 - (GGL13) = Powder Glass
 - (GGL35) = Grey Tinted Glass

Desktop End Screens

Fabric

For 42" and 49" High Horizon

description	type	w	d	h	pattern no.	base				
						gr. 10	plus 20	plus 30	plus 40	plus 45
 Full Depth Desktop End Screen, 42" High Horizon	For 18"D Tops w/o Hinged Access	18"	1 1/4"	14"	YPSE1418F()	\$999.	\$26.	\$50.	\$76.	\$101.
	For 23"D Tone, k.stand and k. bench tops	23"	1 1/4"	14"	YPSE1423F()	1,042.	26.	52.	78.	104.
	For 24"D Tops w/o Hinged Access	24"	1 1/4"	14"	YPSE1424F()	1,042.	26.	52.	78.	104.
	For 27"D Tops w/o Hinged Access	27"	1 1/4"	14"	YPSE1427F()	1,073.	27.	54.	80.	107.
	For 29"D Tone, k.stand and k. bench tops	29"	1 1/4"	14"	YPSE1429F()	1,095.	27.	54.	81.	109.
	For 30"D Tops w/o Hinged Access	30"	1 1/4"	14"	YPSE1430F()	1,095.	27.	54.	81.	109.
	For 35"D Tone, k.stand and k. bench tops	35"	1 1/4"	14"	YPSE1435F()	1,153.	29.	56.	84.	113.
	For 36"D Tops w/o Hinged Access	36"	1 1/4"	14"	YPSE1436F()	1,153.	29.	56.	84.	113.
 Full Depth Desktop End Screen, 49" High Horizon	For 18"D Tops w/o Hinged Access	18"	1 1/4"	21"	YPSE2118F()	1,032.	25.	52.	76.	102.
	For use with 23"D Tone, k. stand and k. bench tops	23"	1 1/4"	21"	YPSE2123F()	1,087.	27.	55.	81.	109.
	For 24"D Tops w/o Hinged Access	24"	1 1/4"	21"	YPSE2124F()	1,087.	27.	55.	81.	109.
	For 27"D Tops w/o Hinged Access	27"	1 1/4"	21"	YPSE2127F()	1,109.	27.	55.	82.	111.
	For use with 29"D Tone, k. stand and k. bench tops	29"	1 1/4"	21"	YPSE2129F()	1,136.	28.	56.	85.	112.
	For 30"D Tops w/o Hinged Access	30"	1 1/4"	21"	YPSE2130F()	1,136.	28.	56.	85.	112.
	For use with 35"D Tone, k. stand and k. bench tops	35"	1 1/4"	21"	YPSE2135F()	1,251.	33.	63.	95.	128.
	For 36"D Tops w/o Hinged Access	36"	1 1/4"	21"	YPSE2136F()	1,251.	33.	63.	95.	128.

Ordering Information

- Desktop End Screens**
1. Pattern Number
 2. Fabric Finish
 3. Bracket Paint Finish

Order Code

Desktop End Screens

Example: **YPSE2124F, W4321, 118T**

YPS	Screen
E	Desktop End
21	Height
24	Depth
F	Fabric
W4321	Versatility
118T	Bright White Paint

Included With

Desktop End Screens
 Brackets
 Hardware

Options

Desktop End Screens

The price of screens specified with a combination of fabrics is the higher of the two fabric grades.

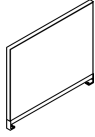
(RR) = Fabric is applied Railroaded.

***Upcharges are per grade for each side.**

Desktop End Screens

Fabric

For 52" High Horizon

description	type	w	d	h	pattern no.	10	20	30	40	45
 Full Depth Desktop End Screen, 52" High Horizon	For use with 23"D Tone, k. stand and k. bench tops	23"	1 1/4"	24"	YPSE2423F()	\$1,249.	\$1,312.	\$1,374.	\$1,437.	\$1,498.
	For 24"D Tops w/o Hinged Access	24"	1 1/4"	24"	YPSE2424F()	1,249.	1,312.	1,374.	1,437.	1,498.
	For 27"D Tops w/o Hinged Access	27"	1 1/4"	24"	YPSE2427F()	1,274.	1,338.	1,403.	1,467.	1,530.
	For use with 29"D Tone, k. stand and k. bench tops	29"	1 1/4"	24"	YPSE2429F()	1,307.	1,372.	1,438.	1,504.	1,569.
	For 30"D Tops w/o Hinged Access	30"	1 1/4"	24"	YPSE2430F()	1,307.	1,373.	1,438.	1,504.	1,570.

Ordering Information

Desktop End Screens

1. Pattern Number
2. Fabric Finish
3. Bracket Paint Finish

Order Code

Desktop End Screens

Example: **YPSE2124F, W4321, 118T**

YPS	Screen
E	Desktop End
21	Height
24	Depth
F	Fabric
W4321	Versatility
118T	Bright White Paint

Included With

Desktop End Screens

Brackets
Hardware

Options

Desktop End Screens

The price of screens specified with a combination of fabrics is the higher of the two fabric grades.

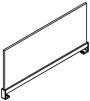
(RR) = Fabric is applied Railroaded.

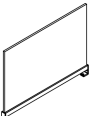
Desktop End Screens

Laminate, Markerboard, Veneer or Glass

For 42" or 49" High Horizon

Antenna Workspaces

description	type	w	d	h	pattern no.	Laminate (L)	Marker-board (M)	V1 (V)	V2 (V)	V3 (V)	Clear Glass (GTEMP)	Powder Glass (GGL13)	Grey Tinted Glass (GGL35)
 Full Depth Desktop End Screen, 42" High Horizon	For 18"D Tops w/o Hinged Access	18"	1 1/4"	14"	YPSE1418()	\$426.	\$529.	\$911.	\$1,035.	\$1,175.	\$525.	\$670.	\$820.
	For use with 23"D Tone, k. stand and k. bench tops	23"	1 1/4"	14"	YPSE1423()	475.	637.	989.	1,100.	1,285.	613.	808.	1,006.
	For 24"D Tops w/o Hinged Access	24"	1 1/4"	14"	YPSE1424()	475.	637.	989.	1,100.	1,285.	613.	808.	1,006.
	For 27"D Tops w/o Hinged Access	27"	1 1/4"	14"	YPSE1427()	489.	656.	981.	1,128.	1,323.	663.	880.	1,106.
	For use with 29"D Tone, k. stand and k. bench tops	29"	1 1/4"	14"	YPSE1429()	509.	674.	1,007.	1,170.	1,394.	709.	955.	1,206.
	For 30"D Tops w/o Hinged Access	30"	1 1/4"	14"	YPSE1430()	509.	674.	1,007.	1,170.	1,394.	709.	955.	1,206.
	For use with 35"D Tone, k. stand and k. bench tops	35"	1 1/4"	14"	YPSE1435()	538.	751.	1,053.	1,234.	1,504.	788.	1,085.	1,384.
	For 36"D Tops w/o Hinged Access	36"	1 1/4"	14"	YPSE1436()	538.	751.	1,053.	1,234.	1,504.	788.	1,085.	1,384.

 Full Depth Desktop End Screen, 49" High Horizon	For 18"D Tops w/o Hinged Access	18"	1 1/4"	21"	YPSE2118()	455.	599.	946.	1,092.	1,291.	607.	817.	1,028.
	For use with 23"D Tone, k. stand and k. bench tops	23"	1 1/4"	21"	YPSE2123()	506.	757.	982.	1,130.	1,325.	717.	995.	1,277.
	For 24"D Tops w/o Hinged Access	24"	1 1/4"	21"	YPSE2124()	506.	757.	982.	1,130.	1,325.	717.	995.	1,277.
	For 27"D Tops w/o Hinged Access	27"	1 1/4"	21"	YPSE2127()	526.	770.	1,037.	1,226.	1,510.	771.	1,087.	1,408.
	For use with 23"D Tone, k. stand and k. bench tops	29"	1 1/4"	21"	YPSE2129()	546.	791.	1,066.	1,262.	1,578.	834.	1,185.	1,538.
	For 30"D Tops w/o Hinged Access	30"	1 1/4"	21"	YPSE2130()	546.	791.	1,066.	1,262.	1,578.	834.	1,185.	1,538.
	For use with 35"D Tone, k. stand and k. bench tops	35"	1 1/4"	21"	YPSE2135()	577.	874.	1,102.	1,325.	1,701.	935.	1,353.	1,775.
	For 36"D Tops w/o Hinged Access	36"	1 1/4"	21"	YPSE2136()	577.	874.	1,102.	1,325.	1,701.	935.	1,353.	1,775.

Ordering Information

- Desktop End Screen**
1. Pattern Number
 2. Surface Finish
 3. Bracket Paint Finish

Order Code

Desktop End Screen Screens	
<i>Example:</i>	YPSE2124L, 118, 118T
YPS	Screen
E	Desktop End
21	Height
24	Depth
L	Laminate
118	Bright White Laminate
118T	Bright White Paint

Included With

Desktop End Screen
 Brackets
 Hardware

Options

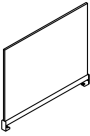
Desktop End Screen

Finish Options
 (L) = Laminate
 (M) = Markerboard
 (V) = Veneer
 (GTEMP) = Clear Glass
 (GGL13) = Powder Glass
 (GGL35) = Grey Tinted Glass

Desktop End Screens

Laminate, Markerboard or Glass

For 52" High Horizon

description	type	w	d	h	pattern no.	Laminate (L)	Marker-board (M)	Clear Glass (GTEMP)	Powder Glass (GGL13)	Grey Tinted Glass (GGL35)
Full Depth Desktop End Screen, 52" High Horizon 	For use with 23"D Tone, k. stand and k. bench tops	23"	1 1/4"	24"	YPSE2423()	\$608.	\$870.	\$824.	\$1,145.	\$1,469.
	For 24"D tops w/o Hinged Access	24"	1 1/4"	24"	YPSE2424()	608.	870.	824.	1,145.	1,469.
	For 27"D tops w/o Hinged Access	27"	1 1/4"	24"	YPSE2427()	631.	886.	889.	1,249.	1,620.
	For use with 29"D Tone, k. stand and k. bench tops	29"	1 1/4"	24"	YPSE2429()	653.	909.	959.	1,362.	1,766.
	For 30"D tops w/o Hinged Access	30"	1 1/4"	24"	YPSE2430()	653.	909.	959.	1,362.	1,766.

Ordering Information

- Desktop End Screen**
1. Pattern Number
 2. Surface Finish
 3. Bracket Paint Finish

Order Code

Desktop End Screen Screens

Example: **YPSE2423L, 118,118T**

YPS	Screen
E	Desktop End
24	Height
23	Depth
L	Laminate
118	Bright White Laminate
118T	Bright White Paint

Included With

Desktop End Screen
 Brackets
 Hardware

Options

Desktop End Screen

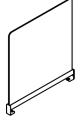
Finish Options
 (L) = Laminate
 (M) = Markerboard
 (GTEMP) = Clear Glass
 (GGL13) = Powder Glass
 (GGL35) = Grey Tinted Glass

Desktop End Screens

Acrylic

For 52" High Horizon

description	type	w	d	h	pattern no.	Clear (CLA)
Full Depth Desktop End Screen, 52" High Horizon	For 23"D Tone, k.stand and k. bench tops	23"	1 1/4"	24"	YPSE2423A()	\$799.
	For 24"D Tops w/o Hinged Access	24"	1 1/4"	24"	YPSE2424A()	808.
	For 27"D Tops w/o Hinged Access	27"	1 1/4"	24"	YPSE2427A()	865.
	For 29"D Tone, k.stand and k. bench tops	29"	1 1/4"	24"	YPSE2429A()	873.
	For 30"D Tops w/o Hinged Access	30"	1 1/4"	24"	YPSE2430A()	874.



Ordering Information

Desktop End Screen

1. Pattern Number
2. Acrylic Finish
3. Frame Paint Finish

Order Code

Desk Surround End Screen

Example: **YPSE2423A,CLA,118T**

YPSE Privacy Screen, End

24 Height

23 Width

A Acrylic

CLA Clear Acrylic

118T Bright White Paint

Included With

Desktop End Screen

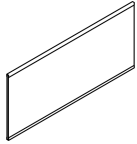
Bracket
Hardware

Options

Desktop End Screen

Fabric

For use spanning between 24" H Fabric Desktop End Screens

description	w	d	h	pattern no.	10	20	30	40	45
 Fabric Desk Surround Bridge Back Panel	46"	1/2"	21"	YPSBB2446FF()	\$1,200.	\$1,261.	\$1,320.	\$1,381.	\$1,441.
	47"	1/2"	21"	YPSBB2447FF()	1,206.	1,266.	1,327.	1,387.	1,448.
	48"	1/2"	21"	YPSBB2448FF()	1,212.	1,273.	1,334.	1,395.	1,455.
	52"	1/2"	21"	YPSBB2452FF()	1,226.	1,285.	1,347.	1,408.	1,470.
	53"	1/2"	21"	YPSBB2453FF()	1,229.	1,289.	1,350.	1,411.	1,474.
	54"	1/2"	21"	YPSBB2454FF()	1,232.	1,293.	1,354.	1,416.	1,477.
	58"	1/2"	21"	YPSBB2458FF()	1,237.	1,300.	1,361.	1,422.	1,484.
	59"	1/2"	21"	YPSBB2459FF()	1,239.	1,302.	1,364.	1,424.	1,486.
	60"	1/2"	21"	YPSBB2460FF()	1,248.	1,311.	1,373.	1,436.	1,497.
	64"	1/2"	21"	YPSBB2464FFRR	1,265.	1,330.	1,392.	1,455.	1,519.
	65"	1/2"	21"	YPSBB2465FFRR	1,273.	1,337.	1,401.	1,466.	1,529.
	66"	1/2"	21"	YPSBB2466FFRR	1,285.	1,350.	1,415.	1,479.	1,543.
	70"	1/2"	21"	YPSBB2470FFRR	1,291.	1,355.	1,419.	1,484.	1,549.
	71"	1/2"	21"	YPSBB2471FFRR	1,311.	1,376.	1,442.	1,508.	1,573.
	72"	1/2"	21"	YPSBB2472FFRR	1,335.	1,403.	1,469.	1,536.	1,603.

Ordering Information

Bridge Back Panel

1. Pattern Number
2. Fabric Finish
3. Frame Paint Finish

Order Code

Bridge Back Panel

Example: **YPSBB2446FFRR, W1077,118T**

YPS	Privacy Screen
BB	Bridge Back Panel
24	Height
46	Width
F	For use spanning between Fabric Desktop End Screens
F	Fabric
W1077	Elements
118T	Bright White Paint

Included With

Bridge Back Panels
Frame
Hardware

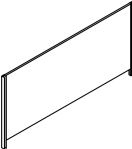
Options

Bridge Back Panels
(RR) Fabric is applied Railroaded.

Fabric

For use spanning between 24" H Laminate and Glass Desktop End

Screens

description	w	d	h	pattern no.	10	20	30	40	45
 Fabric Desk Surround Bridge Back Panel	46"	1/2"	21"	YPSBB2446LF()	\$1,200.	\$1,261.	\$1,320.	\$1,381.	\$1,441.
	47"	1/2"	21"	YPSBB2447LF()	1,206.	1,266.	1,327.	1,387.	1,448.
	48"	1/2"	21"	YPSBB2448LF()	1,212.	1,273.	1,334.	1,395.	1,455.
	52"	1/2"	21"	YPSBB2452LF()	1,226.	1,285.	1,347.	1,408.	1,470.
	53"	1/2"	21"	YPSBB2453LF()	1,229.	1,289.	1,350.	1,411.	1,474.
	54"	1/2"	21"	YPSBB2454LF()	1,232.	1,293.	1,354.	1,416.	1,477.
	58"	1/2"	21"	YPSBB2458LF()	1,237.	1,300.	1,361.	1,422.	1,484.
	59"	1/2"	21"	YPSBB2459LF()	1,239.	1,302.	1,364.	1,424.	1,486.
	60"	1/2"	21"	YPSBB2460LF()	1,248.	1,311.	1,373.	1,436.	1,497.
	64"	1/2"	21"	YPSBB2464LFRR	1,265.	1,330.	1,392.	1,455.	1,519.
	65"	1/2"	21"	YPSBB2465LFRR	1,273.	1,337.	1,401.	1,466.	1,529.
	66"	1/2"	21"	YPSBB2466LFRR	1,285.	1,350.	1,415.	1,479.	1,543.
	70"	1/2"	21"	YPSBB2470LFRR	1,291.	1,355.	1,419.	1,484.	1,549.
	71"	1/2"	21"	YPSBB2471LFRR	1,311.	1,376.	1,442.	1,508.	1,573.
	72"	1/2"	21"	YPSBB2472LFRR	1,335.	1,403.	1,469.	1,536.	1,603.

Ordering Information

Bridge Back Panel

1. Pattern Number
2. Fabric Finish
3. Frame Paint Finish

Order Code

Bridge Back Panel

Example: **YPSBB2446LFRR,**
W1077,118T

YPS	Privacy Screen
BB	Bridge Back Panel
24	Height
46	Width
L	For use spanning between Lam. and Glass Desktop End Screens
F	Fabric
W1077	Elements
118T	Bright White Paint

Included With

Bridge Back Panels
Frame
Hardware

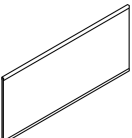
Options

Bridge Back Panels
(RR) Fabric is applied Railroaded.

Desk Surround Bridge Back Panels

Laminate or Markerboard

For use spanning between 24" H Fabric Desktop End Screens

description	w	d	h	pattern no.	Laminate (L)	Markerboard (M)
Laminate Desk Surround Bridge Back Panel	46"	1/2"	21"	YPSBB2446F()	\$678.	\$846.
	47"	1/2"	21"	YPSBB2447F()	681.	850.
	48"	1/2"	21"	YPSBB2448F()	683.	854.
	52"	1/2"	21"	YPSBB2452F()	692.	866.
	53"	1/2"	21"	YPSBB2453F()	695.	868.
	54"	1/2"	21"	YPSBB2454F()	697.	870.
	58"	1/2"	21"	YPSBB2458F()	708.	885.
	59"	1/2"	21"	YPSBB2459F()	710.	889.
	60"	1/2"	21"	YPSBB2460F()	713.	891.
	64"	1/2"	21"	YPSBB2464F()	722.	903.
	65"	1/2"	21"	YPSBB2465F()	724.	906.
	66"	1/2"	21"	YPSBB2466F()	729.	911.
	70"	1/2"	21"	YPSBB2470F()	737.	922.
	71"	1/2"	21"	YPSBB2471F()	740.	925.
	72"	1/2"	21"	YPSBB2472F()	743.	928.

Ordering Information

Bridge Back Panel

1. Pattern Number
2. Laminate Finish
3. Frame Paint Finish

Order Code

Bridge Back Panel

Example: YPSBB2446FL,118,118T

YPS	Privacy Screen
BB	Bridge Back Panel
24	Height
46	Width
F	For use spanning between Fabric Desktop End Screens
L	Laminate
118	Bright White Laminate
118T	Bright White Paint

Included With

Bridge Back Panels

Frame
Hardware

Options

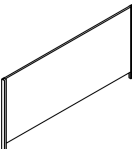
Bridge Back Panels

Finish Options:
(L)= Laminate
(M)= Markerboard

Desk Surround Bridge Back Panels

Laminate or Markerboard

For use spanning between 24" H Laminate and Glass Desktop End Screens

description	w	d	h	pattern no.	Laminate (L)	Markerboard (M)
Laminate Desk Surround Bridge Back Panel	46"	1/2"	21"	YPSBB2446L()	\$528.	\$658.
	47"	1/2"	21"	YPSBB2447L()	528.	660.
	48"	1/2"	21"	YPSBB2448L()	530.	663.
	52"	1/2"	21"	YPSBB2452L()	536.	670.
	53"	1/2"	21"	YPSBB2453L()	537.	671.
	54"	1/2"	21"	YPSBB2454L()	538.	673.
	58"	1/2"	21"	YPSBB2458L()	543.	679.
	59"	1/2"	21"	YPSBB2459L()	544.	681.
	60"	1/2"	21"	YPSBB2460L()	546.	683.
	64"	1/2"	21"	YPSBB2464L()	550.	688.
	65"	1/2"	21"	YPSBB2465L()	552.	689.
	66"	1/2"	21"	YPSBB2466L()	584.	732.
	70"	1/2"	21"	YPSBB2470L()	589.	737.
	71"	1/2"	21"	YPSBB2471L()	591.	739.
	72"	1/2"	21"	YPSBB2472L()	593.	742.

Ordering Information

Bridge Back Panel

1. Pattern Number
2. Laminate Finish
3. Frame Paint Finish

Order Code

Bridge Back Panel

Example: YPSBB2446LL,118,118T

YPS	Privacy Screen
BB	Bridge Back Panel
24	Height
46	Width
L	For use spanning between Lam. or Glass Desktop End Screens
L	Laminate
118	Bright White Laminate
118T	Bright White Paint

Included With

Bridge Back Panels

Frame
Hardware

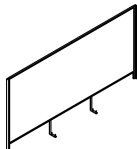
Options

Bridge Back Panels

Finish Options:
(L)= Laminate
(M)= Markerboard

Acrylic

For use spanning between 24" H Acrylic Desktop End Screens

description	w	d	h	pattern no.	Clear (CLA)
	46"	1/2"	21"	YPSBB2446A()	\$1,776.
	47"	1/2"	21"	YPSBB2447A()	1,776.
	48"	1/2"	21"	YPSBB2448A()	1,776.
	52"	1/2"	21"	YPSBB2452A()	1,776.
	53"	1/2"	21"	YPSBB2453A()	1,904.
	54"	1/2"	21"	YPSBB2454A()	1,904.
	58"	1/2"	21"	YPSBB2458A()	1,960.
	59"	1/2"	21"	YPSBB2459A()	1,960.
	60"	1/2"	21"	YPSBB2460A()	1,960.
	64"	1/2"	21"	YPSBB2464A()	2,019.
	65"	1/2"	21"	YPSBB2465A()	2,021.
	66"	1/2"	21"	YPSBB2466A()	2,033.
	70"	1/2"	21"	YPSBB2470A()	2,045.
	71"	1/2"	21"	YPSBB2471A()	2,076.
	72"	1/2"	21"	YPSBB2472A()	2,083.

Ordering Information

Bridge Back Panel

1. Pattern Number
2. Acrylic Finish
3. Frame Paint Finish

Order Code

Bridge Back Panel

Example: **YPSBB2446A,CLA,118T**

YPS	Privacy Screen
BB	Bridge Back Panel
24	Height
46	Width
A	For use spanning between Acrylic Desktop End Screens
CLA	Clear Acrylic
118T	Bright White Paint

Included With

Bridge Back Panels

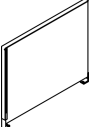
Frame
Hardware

Options

Bridge Back Panels

Fabric

For use with Fabric or Laminate Bridge Panel

description	type	w	d	h	pattern no.	grade						
						10	20	30	40	45	50	55
 Fabric Full-depth Desktop End Screen, Right Position	For use with 23"D Tone, k. stand and k. bench tops	23"	1 1/4"	24"	YPSE2423RF()	\$1,249.	\$1,312.	\$1,374.	\$1,437.	\$1,498.	1,561.	\$1,624.
	For 24"D Tops w/o Hinge Access	24"	1 1/4"	24"	YPSE2424RF()	1,249.	1,312.	1,374.	1,437.	1,498.	1,561.	1,624.
	For 27"D Tops w/o Hinge Access	27"	1 1/4"	24"	YPSE2427RF()	1,274.	1,338.	1,403.	1,467.	1,530.	1,593.	1,657.
	For use with 23"D Tone, k. stand and k. bench tops	29"	1 1/4"	24"	YPSE2429RF()	1,307.	1,372.	1,438.	1,504.	1,569.	1,633.	1,698.
	For 30"D Tops w/o Hinge Access	30"	1 1/4"	24"	YPSE2430RF()	1,307.	1,373.	1,438.	1,504.	1,570.	1,633.	1,698.

Fabric Full-depth Desktop End Screen, Left Position	For use with 23"D Tone, k. stand and k. bench tops	23"	1 1/4"	24"	YPSE2423LF()	1,249.	1,312.	1,374.	1,437.	1,498.	1,561.	1,624.
	For 24"D Tops w/o Hinge Access	24"	1 1/4"	24"	YPSE2424LF()	1,249.	1,312.	1,374.	1,437.	1,498.	1,561.	1,624.
	For 27"D Tops w/o Hinge Access	27"	1 1/4"	24"	YPSE2427LF()	1,274.	1,338.	1,403.	1,467.	1,530.	1,593.	1,657.
	For use with 29"D Tone, k. stand and k. bench tops	29"	1 1/4"	24"	YPSE2429LF()	1,307.	1,372.	1,438.	1,504.	1,569.	1,633.	1,698.
	For 30"D Tops w/o Hinge Access	30"	1 1/4"	24"	YPSE2430LF()	1,307.	1,373.	1,438.	1,504.	1,570.	1,633.	1,698.

Ordering Information

Desk Surround End Screen

1. Pattern Number
2. Fabric Finish
3. Frame Paint Finish

Order Code

Desk Surround End Screen

Example: **YPSE2423RF, W1077, 118T**

YPSE	Privacy Screen, End
24	Height
23	Width
R	Desktop End Screen, Right Position
F	Fabric
W1077	Element
118T	Bright White Paint

Included With

Desk Surround End Screen

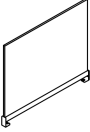
Frame
Hardware

Options

Desk Surround End Screen

(RR) = Fabric is applied railroaded

Desk Surround End Screens
Laminate, Markerboard and Glass
For use with Fabric or Laminate Bridge Panel

description	type	w	d	h	pattern no.	Laminate (L)	Marker-board (M)	Clear Glass (GTEMP)	Powder Glass (GGL13)	Grey Tinted Glass (GGL35)
 Laminate and Glass Full Depth Desktop End Screen, 24"H	For use with 23"D Tone, k. stand and k. bench tops	23"	1 1/4"	24"	YPSE2423()	\$608.	\$870.	\$824.	\$1,145.	\$1,469.
	For 24"D tops w/o Hinged Access	24"	1 1/4"	24"	YPSE2424()	608.	870.	824.	1,145.	1,469.
	For 27"D tops w/o Hinged Access	27"	1 1/4"	24"	YPSE2427()	631.	886.	889.	1,249.	1,620.
	For use with 29"D Tone, k. stand and k. bench tops	29"	1 1/4"	24"	YPSE2429()	653.	909.	959.	1,362.	1,766.
	For 30"D tops w/o Hinged Access	30"	1 1/4"	24"	YPSE2430()	653.	909.	959.	1,362.	1,766.

Ordering Information

Desk Surround End Screen

1. Pattern Number
2. Laminate Finish
3. Frame Paint Finish

Order Code

Desk Surround End Screen Screens	
<i>Example:</i> YPSE2423L, 118, 118T	
YPSE	Privacy Screen, End
24	Height
23	Width
L	Laminate
118	Bright White Laminate
118T	Bright White Paint

Included With

Desk Surround End Screen
 Frame
 Hardware


Options

Desk Surround End Screen

Finish Options
 (L) = Laminate
 (M) = Markerboard
 (GTEMP) = Clear Glass
 (GGL13) = Powder Glass
 (GGL35) = Grey Tinted Glass

Acrylic

For use with Acrylic Bridge Panel

description	type	w	d	h	pattern no.	Clear (CLA)
Acrylic, Full-depth Desktop End Screen 	For 23"D Tone, k.stand and k. bench tops	23"	1 1/4"	24"	YPSE2423NA()	\$799.
	For 24"D Tops w/o Hinged Access	24"	1 1/4"	24"	YPSE2424NA()	808.
	For 27"D Tops w/o Hinged Access	27"	1 1/4"	24"	YPSE2427NA()	865.
	For 29"D Tone, k.stand and k. bench tops	29"	1 1/4"	24"	YPSE2429NA()	874.
	For 30"D Tops w/o Hinged Access	30"	1 1/4"	24"	YPSE2430NA()	874.

Ordering Information

Desk Surround End Screen

1. Pattern Number
2. Acrylic Finish
3. Frame Paint Finish

Order Code

Desk Surround End Screen

Example: **YPSE2423NA,CLA,118T**

YPSE Privacy Screen, End

24 Height

23 Width

NA Non-handed Acrylic,
For use with Bridge
Panel

CLA Clear Acrylic

118T Bright White Paint

Included With

Desk Surround End Screen

Frame
Hardware

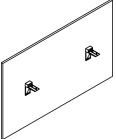
Options

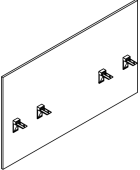
Desk Surround End Screen

End Screens for Dual Big Table

Fabric

For 42" or 49" Horizons

description	type	w	d	h	pattern no.	base grade 10	plus gr. 20	plus gr. 30	plus gr. 40	plus gr. 45	plus gr. 50	plus gr. 55
	End Screens to 42"H											
	For 18"D dual	41 1/2"	1 1/4"	32"	YPSB3241F()	\$1,291.	\$32.	\$66.	\$98.	\$131.	\$163.	\$197.
	For 24"D dual	53 1/2"	1 1/4"	32"	YPSB3253F()	1,348.	34.	67.	102.	135.	170.	202.
	For 27"D dual	59 1/2"	1 1/4"	32"	YPSB3259F()	1,428.	35.	71.	107.	142.	178.	214.
	For 30"D dual	65 1/2"	1 1/4"	32"	YPSB3265FRR	1,657.	41.	83.	125.	166.	208.	250.
For 36"D dual	77 1/2"	1 1/4"	32"	YPSB3277FRR	1,767.	44.	90.	133.	176.	221.	267.	

	End Screens to 49"H											
	For 18"D dual	41 1/2"	1 1/4"	38"	YPSB3841F()	1,398.	34.	69.	103.	138.	174.	208.
	For 24"D dual	53 1/2"	1 1/4"	38"	YPSB3853F()	1,469.	37.	73.	111.	146.	183.	219.
	For 27"D dual	59 1/2"	1 1/4"	38"	YPSB3859F()	1,556.	39.	77.	117.	155.	195.	233.
	For 30"D dual	65 1/2"	1 1/4"	38"	YPSB3865FRR	1,811.	44.	89.	135.	179.	225.	271.
	For 36"D dual	77 1/2"	1 1/4"	38"	YPSB3877FRR	1,926.	48.	97.	146.	193.	242.	290.

Ordering Information

End Screens

1. Pattern Number
2. Inside Fabric Finish
3. Outside Fabric Finish
4. Frame Paint Finish
5. Bracket Paint Finish

Order Code

End Screens

Example: **YPSB3241F, W1077, W1077, 118T, 118T**

YPSB	End Screen
32	Height
41	Width
F	Fabric
W1077	Element
W1077	Element
118T	Bright White Paint
118T	Bright White Paint

Included With

End Screens
Brackets
Hardware

Options

End Screens

The price of screens specified with a combination of fabrics is the higher of the two fabric grades.

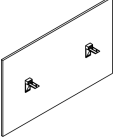
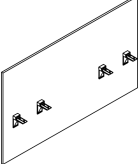
(RR) = Fabric is applied railroaded

***Upcharges are per grade for each side.**

End Screens for Dual Big Table

Laminate, Markerboard or Veneer

For 42" or 49" Horizons

description	type	w	d	h	pattern no.	Laminate (L)	Marker- board (LM)	V1 (V)	V2 (V)	V3 (V)
End Screens to 42"H 	For 18"D dual	41 1/2"	3/4"	32"	YPSB3241()	\$673.	\$1,051.	\$1,332.	\$1,477.	\$2,267.
	For 24"D dual	53 1/2"	3/4"	32"	YPSB3253()	715.	1,690.	1,430.	1,607.	2,600.
	For 27"D dual	59 1/2"	3/4"	32"	YPSB3259()	950.	1,702.	1,553.	1,730.	2,830.
	For 30"D dual	65 1/2"	3/4"	32"	YPSB3265()	1,107.	1,860.	1,725.	1,938.	3,134.
	For 36"D dual	77 1/2"	3/4"	32"	YPSB3277()	1,138.	1,893.	1,827.	2,072.	3,468.
End Screens to 49"H 	For 18"D dual	41 1/2"	3/4"	38"	YPSB3841()	697.	1,073.	1,387.	1,558.	2,494.
	For 24"D dual	53 1/2"	3/4"	38"	YPSB3853()	747.	1,716.	1,521.	1,731.	2,906.
	For 27"D dual	59 1/2"	3/4"	38"	YPSB3859()	980.	1,733.	1,635.	1,864.	3,156.
	For 30"D dual	65 1/2"	3/4"	38"	YPSB3865()	1,140.	1,894.	1,851.	2,103.	3,515.
	For 36"D dual	77 1/2"	3/4"	38"	YPSB3877()	1,182.	1,938.	1,950.	2,238.	3,889.

Ordering Information**Intermediate Screens**

1. Pattern Number
2. Surface Finish
3. Bracket Paint Finish

Order Code**Intermediate Screens**

Example: **YPSI2124L, 118, 118T**

YPS	Screen
I	Intermediate
21	Height
24	Depth
L	Laminate
118	Bright White Laminate
118T	Bright White Paint

Included With**Intermediate Screens**

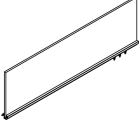
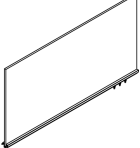


Brackets
Hardware

Options**Intermediate Screens****Finish Options**

(L) = Laminate
(LM) = Markerboard
(V) = Veneer

Fabric

For 25" and 28" High Fence, 42" and 49" High Horizon

description	w	d	h	pattern no.	list	10	20	30	40	45
Fabric Screens for 25" High Fence, 42" High Horizon 	24"	1 1/4"	17"	YPSF1724F()	n/a	\$894.	\$941.	\$982.	\$1,027.	\$1,074.
	36"	1 1/4"	17"	YPSF1736F()	n/a	1,018.	1,068.	1,123.	1,171.	1,223.
	48"	1 1/4"	17"	YPSF1748F()	n/a	1,129.	1,183.	1,239.	1,298.	1,351.
	60"	1 1/4"	17"	YPSF1760F()	n/a	1,189.	1,247.	1,307.	1,369.	1,427.
	72"	1 1/4"	17"	YPSF1772FRR	n/a	1,334.	1,400.	1,467.	1,534.	1,604.
Fabric Screens for 25" High Fence, 49" High Horizon 	24"	1 1/4"	24"	YPSF2424F()	n/a	975.	1,024.	1,074.	1,123.	1,167.
	36"	1 1/4"	24"	YPSF2436F()	n/a	1,182.	1,239.	1,301.	1,358.	1,419.
	48"	1 1/4"	24"	YPSF2448F()	n/a	1,286.	1,353.	1,420.	1,480.	1,545.
	60"	1 1/4"	24"	YPSF2460F()	n/a	1,407.	1,474.	1,545.	1,616.	1,686.
	72"	1 1/4"	24"	YPSF2472FRR	n/a	1,569.	1,648.	1,725.	1,805.	1,883.
Fabric Screens for 28" High Fence, 42" High Horizon 	24"	1 1/4"	14"	YPSF1424F()	n/a	855.	898.	945.	982.	1,027.
	36"	1 1/4"	14"	YPSF1436F()	n/a	964.	1,014.	1,060.	1,109.	1,156.
	48"	1 1/4"	14"	YPSF1448F()	n/a	1,063.	1,117.	1,167.	1,226.	1,274.
	60"	1 1/4"	14"	YPSF1460F()	n/a	1,129.	1,183.	1,239.	1,298.	1,351.
	72"	1 1/4"	14"	YPSF1472FRR	n/a	1,244.	1,306.	1,369.	1,430.	1,494.
Fabric Screens for 28" High Fence, 49" High Horizon 	24"	1 1/4"	21"	YPSF2124F()	n/a	939.	982.	1,032.	1,078.	1,126.
	36"	1 1/4"	21"	YPSF2136F()	n/a	1,129.	1,183.	1,239.	1,298.	1,351.
	48"	1 1/4"	21"	YPSF2148F()	n/a	1,216.	1,277.	1,339.	1,398.	1,458.
	60"	1 1/4"	21"	YPSF2160F()	n/a	1,323.	1,392.	1,457.	1,523.	1,588.
	72"	1 1/4"	21"	YPSF2172FRR	n/a	1,507.	1,579.	1,657.	1,729.	1,809.
Fabric Screen Fillers for Fence	24"			YPSFF24	90.	n/a	n/a	n/a	n/a	n/a
	36"			YPSFF36	127.	n/a	n/a	n/a	n/a	n/a
	48"			YPSFF48	162.	n/a	n/a	n/a	n/a	n/a
	60"			YPSFF60	199.	n/a	n/a	n/a	n/a	n/a
	72"			YPSFF72	235.	n/a	n/a	n/a	n/a	n/a

Ordering Information

Big Table Screens

1. Pattern Number
2. Fabric Finish
3. Frame Paint Finish

Order Code

Big Table Screenss

Example: **YPSC1448F, W1077, 118T**

YPSC	Big Table Center Screen
14	Height
48	Width
F	Fabric
W1077	Element
118T	Bright White Paint

Included With

Big Table Screens
Brackets
Hardware

Options


Big Table Screens


The price of screens specified with a combination of fabrics is the higher of the two fabric grades.


(RR) Fabric is applied railroaded.


Laminate, Markerboard, Veneer or Glass

For 25" and 28" High Fence, 42" and 49" High Horizon

description	w	d	h	pattern no.	Laminate (L)	Markerboard (LM)	V1 (V)	V2 (V)	V3 (V)	Clear Glass (GTEMP)	Powder Glass (GL13)	Grey Tinted Glass (GGL35)
Screens for 25" High Fence, 42" High Horizon 	24"	1/2"	17"	YPSF1724()	\$411.	\$610.	\$878.	\$1,049.	\$1,387.	\$561.	\$835.	\$1,057.
	36"	1/2"	17"	YPSF1736()	499.	830.	982.	1,211.	1,713.	754.	1,161.	1,519.
	48"	1/2"	17"	YPSF1748()	722.	1,430.	1,126.	1,407.	2,062.	975.	1,523.	1,997.
	60"	1/2"	17"	YPSF1760()	791.	1,497.	1,273.	1,606.	2,425.	1,187.	1,870.	2,481.
	72"	1/2"	17"	YPSF1772()	863.	1,549.	1,387.	1,775.	2,754.	1,397.	2,220.	2,948.

Screens for 25" High Fence, 49" High Horizon 	24"	1/2"	24"	YPSF2424()	444.	963.	969.	1,174.	1,633.	687.	1,086.	1,376.
	36"	1/2"	24"	YPSF2436()	554.	1,015.	1,109.	1,383.	2,057.	930.	1,523.	1,987.
	48"	1/2"	24"	YPSF2448()	696.	2,487.	1,248.	1,603.	2,491.	1,203.	1,992.	2,608.
	60"	1/2"	24"	YPSF2460()	788.	2,563.	1,432.	1,854.	2,966.	1,462.	2,450.	3,236.
	72"	1/2"	24"	YPSF2472()	1,032.	2,614.	1,588.	2,084.	3,414.	1,726.	2,911.	3,852.

Screens for 28" High Fence, 42" High Horizon 	24"	1/2"	14"	YPSF1424()	377.	490.	855.	1,012.	1,289.	529.	771.	922.
	36"	1/2"	14"	YPSF1436()	456.	652.	956.	1,153.	1,564.	707.	1,074.	1,320.
	48"	1/2"	14"	YPSF1448()	633.	1,078.	1,067.	1,306.	1,852.	915.	1,403.	1,735.
	60"	1/2"	14"	YPSF1460()	701.	1,145.	1,226.	1,508.	2,181.	1,115.	1,724.	2,155.
	72"	1/2"	14"	YPSF1472()	773.	1,193.	1,332.	1,658.	2,468.	1,315.	2,045.	2,556.

Screens for 28" High Fence, 49" High Horizon 	24"	1/2"	21"	YPSF2124()	413.	614.	911.	1,109.	1,508.	626.	959.	1,241.
	36"	1/2"	21"	YPSF2136()	506.	650.	1,018.	1,273.	1,864.	843.	1,343.	1,784.
	48"	1/2"	21"	YPSF2148()	732.	1,437.	1,178.	1,496.	2,274.	1,089.	1,756.	2,346.
	60"	1/2"	21"	YPSF2160()	800.	1,508.	1,323.	1,710.	2,674.	1,323.	2,163.	2,912.
	72"	1/2"	21"	YPSF2172()	880.	1,558.	1,472.	1,918.	3,077.	1,559.	2,570.	3,465.

Ordering Information

- Fence Screens**
 1. Pattern Number
 2. Surface Finish
 3. Bracket Paint Finish

Order Code

Fence Screens	
<i>Example:</i>	YPSF1448V, 006B, 118T
YPSF	Fence Screen
14	Height
48	Width
V	Veneer
006B	Maple
118T	Bright White Paint

Included With

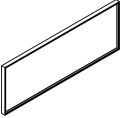
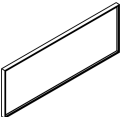
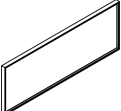
- Fence Screens**
 Brackets
 Hardware

Options

- Fence Screens**
Finish Options:
 (L) = Laminate
 (LM) = Markerboard
 (V) = Veneer
 (GTEMP) = Clear Glass
 (GGL13) = Powder Glass
 (GGL35) = Grey Tinted Glass

Framed

For Fabric Screens, Telescope and End Screens, 15" High

description	w	d	h	pattern no.	Corrugated Plastic	PET	Acrylic
Framed Add Ups for Screens, 15" high 	16"	1 1/4"	15"	YPAUS1516FF	\$554.	\$580.	\$605.
	18"	1 1/4"	15"	YPAUS1518FF	561.	586.	631.
	19"	1 1/4"	15"	YPAUS1519FF	568.	593.	644.
	22"	1 1/4"	15"	YPAUS1522FF	575.	605.	656.
	23"	1 1/4"	15"	YPAUS1523FF	580.	631.	670.
	24"	1 1/4"	15"	YPAUS1524FF	586.	656.	682.
	27"	1 1/4"	15"	YPAUS1527FF	593.	682.	695.
	28"	1 1/4"	15"	YPAUS1528FF	599.	707.	707.
	29"	1 1/4"	15"	YPAUS1529FF	605.	731.	719.
	30"	1 1/4"	15"	YPAUS1530FF	613.	745.	732.
	35"	1 1/4"	15"	YPAUS1535FF	624.	769.	783.
	36"	1 1/4"	15"	YPAUS1536FF	631.	783.	794.
	41"	1 1/4"	15"	YPAUS1541FF	644.	808.	808.
	42"	1 1/4"	15"	YPAUS1542FF	649.	833.	813.
	48"	1 1/4"	15"	YPAUS1548FF	663.	870.	839.
	54"	1 1/4"	15"	YPAUS1554FF	675.	921.	1,060.
60"	1 1/4"	15"	YPAUS1560FF	695.	959.	1,167.	
66"	1 1/4"	15"	YPAUS1566FF	713.	991.	1,192.	
72"	1 1/4"	15"	YPAUS1572FF	724.	1,022.	1,216.	
78"	1 1/4"	15"	YPAUS1578FF	745.	1,060.	1,244.	
84"	1 1/4"	15"	YPAUS1584FF	757.	1,098.	1,262.	
Framed Add Ups for Telescope, 15" high 	47"	1 1/4"	15"	YPAUT1547FF	656.	857.	827.
	53"	1 1/4"	15"	YPAUT1553FF	670.	908.	983.
	59"	1 1/4"	15"	YPAUT1559FF	687.	947.	1,135.
	65"	1 1/4"	15"	YPAUT1565FF	707.	977.	1,179.
	71"	1 1/4"	15"	YPAUT1571FF	719.	1,008.	1,204.
	77"	1 1/4"	15"	YPAUT1577FF	739.	1,048.	1,230.
	83"	1 1/4"	15"	YPAUT1583FF	751.	1,086.	1,256.
Framed Add Ups for End Screens, 15" high 	41"	1 1/4"	15"	YPAUE1541FF	644.	808.	808.
	53"	1 1/4"	15"	YPAUE1553FF	670.	908.	983.
	59"	1 1/4"	15"	YPAUE1559FF	682.	947.	1,135.
	65"	1 1/4"	15"	YPAUE1565FF	707.	977.	1,179.
	77"	1 1/4"	15"	YPAUE1577FF	739.	1,048.	1,230.

Ordering Information

Add Up Screen

1. Patter Number
2. Add Up Material
3. Frame Paint Finish

Order Code

Add Up Screen

Example: **YPAUS1536FF,T,118,118**

YPAU Antenna Privacy Screen, Add Up

S Screens

15 Height

36 Width

FF Fully Framed

T PET

118 Bright White Paint

Included With

Brackets
Hardware

Options

Fully Framed Add Up Screens Finish Options

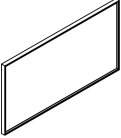
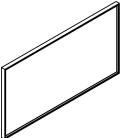
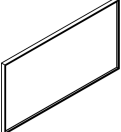
PET
Slate (PET12SL)
Pewter (PET12PW)
Smoke (PET12SM)
Ochre (PET12OC)
Cobalt (PET12CB)

Acrylic
Clear (CLA)

Corrugated Plastic
Clear (CLC)

Framed

For Fabric Screens, Telescope and End Screens, 22" High

description	w	d	h	pattern no.	Corrugated		
					Plastic	PET	Acrylic
Framed Add Ups for Screens, 22" high 	16"	1 1/4"	22"	YPAUS2216FF	\$575.	\$670.	\$631.
	18"	1 1/4"	22"	YPAUS2218FF	580.	682.	675.
	19"	1 1/4"	22"	YPAUS2219FF	586.	695.	695.
	22"	1 1/4"	22"	YPAUS2222FF	593.	707.	719.
	23"	1 1/4"	22"	YPAUS2223FF	599.	719.	732.
	24"	1 1/4"	22"	YPAUS2224FF	605.	739.	745.
	27"	1 1/4"	22"	YPAUS2227FF	613.	757.	788.
	28"	1 1/4"	22"	YPAUS2228FF	619.	769.	827.
	29"	1 1/4"	22"	YPAUS2229FF	631.	783.	852.
	30"	1 1/4"	22"	YPAUS2230FF	637.	794.	884.
	35"	1 1/4"	22"	YPAUS2235FF	644.	833.	954.
	36"	1 1/4"	22"	YPAUS2236FF	649.	845.	965.
	41"	1 1/4"	22"	YPAUS2241FF	656.	884.	983.
	42"	1 1/4"	22"	YPAUS2242FF	663.	895.	1,022.
	48"	1 1/4"	22"	YPAUS2248FF	682.	954.	1,135.
	54"	1 1/4"	22"	YPAUS2254FF	695.	1,008.	1,273.
	60"	1 1/4"	22"	YPAUS2260FF	713.	1,098.	1,482.
	66"	1 1/4"	22"	YPAUS2266FF	732.	1,124.	1,564.
	72"	1 1/4"	22"	YPAUS2272FF	757.	1,186.	1,590.
	78"	1 1/4"	22"	YPAUS2278FF	783.	1,262.	1,627.
84"	1 1/4"	22"	YPAUS2284FF	794.	1,306.	1,641.	
Framed Add Ups for Telescope, 22" high 	47"	1 1/4"	22"	YPAUT2247FF	675.	939.	1,073.
	53"	1 1/4"	22"	YPAUT2253FF	687.	996.	1,236.
	59"	1 1/4"	22"	YPAUT2259FF	707.	1,078.	1,387.
	65"	1 1/4"	22"	YPAUT2265FF	724.	1,110.	1,514.
	71"	1 1/4"	22"	YPAUT2271FF	745.	1,162.	1,578.
	77"	1 1/4"	22"	YPAUT2277FF	769.	1,224.	1,603.
	83"	1 1/4"	22"	YPAUT2283FF	788.	1,295.	1,633.
Framed Add Ups for End Screens, 22" high 	41"	1 1/4"	22"	YPAUE2241FF	656.	884.	983.
	53"	1 1/4"	22"	YPAUE2253FF	687.	996.	1,236.
	59"	1 1/4"	22"	YPAUE2259FF	707.	1,078.	1,452.
	65"	1 1/4"	22"	YPAUE2265FF	724.	1,110.	1,514.
	77"	1 1/4"	22"	YPAUE2277FF	769.	1,224.	1,614.

Ordering Information

Add Up Screen

1. Patter Number
2. Add Up Material
3. Frame Paint Finish

Order Code

Add Up Screen

Example: **YPAUS2236FF**,T,118,118

YPAU	Antenna Privacy Screen, Add Up
S	Screens
22	Height
36	Width
FF	Fully Framed
T	PET
118	Bright White Paint

Included With

Brackets
Hardware

Options

Fully Framed Add Up Screens Finish Options

PET

Slate (PET12SL)
Pewter (PET12PW)
Smoke (PET12SM)
Ochre (PET12OC)
Cobalt (PET12CB)

Acrylic

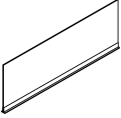
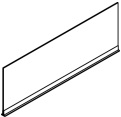
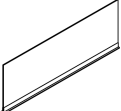
Clear (CLA)

Corrugated Plastic

Clear (CLC)

Frameless

For Screens, Telescope and End Screens, 15" High

description	w	d	h	pattern no.	Corrugated Plastic	PET	Acrylic
Frameless Add Ups for Screens, 15" high 	16"	1 1/4"	15"	YPAUS1516FL	\$316.	\$366.	\$353.
	18"	1 1/4"	15"	YPAUS1518FL	322.	378.	378.
	19"	1 1/4"	15"	YPAUS1519FL	329.	391.	391.
	22"	1 1/4"	15"	YPAUS1522FL	335.	405.	405.
	23"	1 1/4"	15"	YPAUS1523FL	341.	416.	416.
	24"	1 1/4"	15"	YPAUS1524FL	346.	428.	428.
	27"	1 1/4"	15"	YPAUS1527FL	353.	435.	467.
	28"	1 1/4"	15"	YPAUS1528FL	359.	442.	479.
	29"	1 1/4"	15"	YPAUS1529FL	366.	455.	486.
	30"	1 1/4"	15"	YPAUS1530FL	372.	467.	516.
	35"	1 1/4"	15"	YPAUS1535FL	384.	492.	568.
	36"	1 1/4"	15"	YPAUS1536FL	391.	504.	593.
	41"	1 1/4"	15"	YPAUS1541FL	405.	516.	605.
	42"	1 1/4"	15"	YPAUS1542FL	411.	530.	613.
	48"	1 1/4"	15"	YPAUS1548FL	428.	554.	745.
	54"	1 1/4"	15"	YPAUS1554FL	448.	575.	870.
	60"	1 1/4"	15"	YPAUS1560FL	461.	605.	932.
66"	1 1/4"	15"	YPAUS1566FL	474.	644.	996.	
72"	1 1/4"	15"	YPAUS1572FL	492.	682.	1,022.	
78"	1 1/4"	15"	YPAUS1578FL	511.	719.	1,060.	
84"	1 1/4"	15"	YPAUS1584FL	524.	751.	1,078.	
Frameless Add Ups for Telescope, 15" high 	47"	1 1/4"	15"	YPAUT1547FL	423.	543.	695.
	53"	1 1/4"	15"	YPAUT1553FL	442.	568.	833.
	59"	1 1/4"	15"	YPAUT1559FL	455.	586.	895.
	65"	1 1/4"	15"	YPAUT1565FL	467.	624.	983.
	71"	1 1/4"	15"	YPAUT1571FL	486.	670.	1,008.
	77"	1 1/4"	15"	YPAUT1577FL	504.	707.	1,048.
	83"	1 1/4"	15"	YPAUT1583FL	516.	739.	1,073.
Frameless Add Ups for End Screens, 15" high 	41"	1 1/4"	15"	YPAUE1541FL	405.	516.	605.
	53"	1 1/4"	15"	YPAUE1553FL	442.	568.	833.
	59"	1 1/4"	15"	YPAUE1559FL	455.	586.	895.
	65"	1 1/4"	15"	YPAUE1565FL	467.	624.	983.
	77"	1 1/4"	15"	YPAUE1577FL	504.	707.	1,048.

Ordering Information

Add Up Screen

1. Patter Number
2. Add Up Material
3. Frame Paint Finish

Order Code

Add Up Screen

Example: **YPAUS1536FL,T,118,118**

YPAU	Antenna Privacy Screen, Add Up
S	Screens
15	Height
36	Width
FL	Frameless
T	PET
118	Bright White Paint

Included With

Brackets
Hardware

Options

Fully Framed Add Up Screens Finish Options

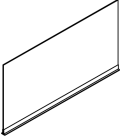
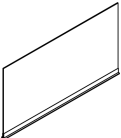
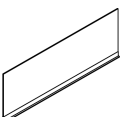
PET
Slate (PET12SL)
Pewter (PET12PW)
Smoke (PET12SM)
Ochre (PET12OC)
Cobalt (PET12CB)

Acrylic
Clear (CLA)

Corrugated Plastic
Clear (CLC)

Frameless

For Screens, Telescope and End Screens, 22" High

description	w	d	h	pattern no.	Corrugated		
					Plastic	PET	Acrylic
Frameless Add Ups for Screens, 22" high 	16"	1 1/4"	22"	YPAUS2216FL	\$346.	\$442.	\$442.
	18"	1 1/4"	22"	YPAUS2218FL	353.	455.	467.
	19"	1 1/4"	22"	YPAUS2219FL	359.	467.	479.
	22"	1 1/4"	22"	YPAUS2222FL	366.	492.	492.
	23"	1 1/4"	22"	YPAUS2223FL	372.	504.	504.
	24"	1 1/4"	22"	YPAUS2224FL	378.	516.	516.
	27"	1 1/4"	22"	YPAUS2227FL	384.	530.	554.
	28"	1 1/4"	22"	YPAUS2228FL	391.	543.	568.
	29"	1 1/4"	22"	YPAUS2229FL	397.	554.	580.
	30"	1 1/4"	22"	YPAUS2230FL	405.	568.	605.
	35"	1 1/4"	22"	YPAUS2235FL	411.	599.	656.
	36"	1 1/4"	22"	YPAUS2236FL	416.	613.	707.
	41"	1 1/4"	22"	YPAUS2241FL	423.	656.	783.
	42"	1 1/4"	22"	YPAUS2242FL	428.	670.	852.
	48"	1 1/4"	22"	YPAUS2248FL	442.	724.	977.
	54"	1 1/4"	22"	YPAUS2254FL	455.	763.	1,073.
	60"	1 1/4"	22"	YPAUS2260FL	474.	857.	1,147.
66"	1 1/4"	22"	YPAUS2266FL	492.	895.	1,224.	
72"	1 1/4"	22"	YPAUS2272FL	504.	954.	1,262.	
78"	1 1/4"	22"	YPAUS2278FL	524.	1,008.	1,300.	
84"	1 1/4"	22"	YPAUS2284FL	543.	1,060.	1,325.	
Frameless Add Ups for Telescope, 22" high 	47"	1 1/4"	22"	YPAUT2247FL	435.	713.	915.
	53"	1 1/4"	22"	YPAUT2253FL	448.	751.	1,035.
	59"	1 1/4"	22"	YPAUT2259FL	467.	833.	1,124.
	65"	1 1/4"	22"	YPAUT2265FL	486.	884.	1,211.
	71"	1 1/4"	22"	YPAUT2271FL	499.	939.	1,249.
	77"	1 1/4"	22"	YPAUT2277FL	516.	996.	1,273.
	83"	1 1/4"	22"	YPAUT2283FL	537.	1,048.	1,312.
Frameless Add Ups for End Screens, 22" high 	41"	1 1/4"	22"	YPAUE2241FL	423.	656.	783.
	53"	1 1/4"	22"	YPAUE2253FL	448.	751.	1,035.
	59"	1 1/4"	22"	YPAUE2259FL	467.	833.	1,124.
	65"	1 1/4"	22"	YPAUE2265FL	486.	884.	1,211.
	77"	1 1/4"	22"	YPAUE2277FL	516.	996.	1,273.

Ordering Information

Add Up Screen

1. Patter Number
2. Add Up Material
3. Frame Paint Finish

Order Code

Add Up Screen

Example: **YPAUS2236FL**,T,118,118

YPAU	Antenna Privacy Screen, Add Up
S	Screens
22	Height
36	Width
FL	Frameless
T	PET
118	Bright White Paint

Included With

Brackets
Hardware

Options

Fully Framed Add Up Screens Finish Options

PET
Slate (PET12SL)
Pewter (PET12PW)
Smoke (PET12SM)
Ochre (PET12OC)
Cobalt (PET12CB)

Acrylic
Clear (CLA)

Corrugated Plastic
Clear (CLC)

Add Up Screens

Frameless

Screen Top Trim

description	w	d	h	pattern no.	Acrylic, Corrugated Plastic (6)
Frameless Add Ups Top Trim	16"	1/4"	5/16"	YPATC16()	\$44.
	18"	1/4"	5/16"	YPATC18()	44.
	19"	1/4"	5/16"	YPATC19()	44.
	22"	1/4"	5/16"	YPATC22()	47.
	23"	1/4"	5/16"	YPATC23()	47.
	24"	1/4"	5/16"	YPATC24()	47.
	27"	1/4"	5/16"	YPATC27()	47.
	28"	1/4"	5/16"	YPATC28()	47.
	29"	1/4"	5/16"	YPATC29()	49.
	30"	1/4"	5/16"	YPATC30()	49.
	35"	1/4"	5/16"	YPATC35()	49.
	36"	1/4"	5/16"	YPATC36()	49.
	41"	1/4"	5/16"	YPATC41()	49.
	42"	1/4"	5/16"	YPATC42()	52.
	47"	1/4"	5/16"	YPATC47()	52.
	48"	1/4"	5/16"	YPATC48()	52.
	53"	1/4"	5/16"	YPATC53()	52.
	54"	1/4"	5/16"	YPATC54()	52.
	59"	1/4"	5/16"	YPATC59()	52.
	60"	1/4"	5/16"	YPATC60()	52.
	65"	1/4"	5/16"	YPATC65()	56.
	66"	1/4"	5/16"	YPATC66()	56.
	71"	1/4"	5/16"	YPATC71()	56.
	72"	1/4"	5/16"	YPATC72()	56.
	77"	1/4"	5/16"	YPATC77()	56.
	78"	1/4"	5/16"	YPATC78()	56.
	83"	1/4"	5/16"	YPATC83()	56.
	84"	1/4"	5/16"	YPATC84()	56.
	144"	1/4"	5/16"	YPATC144()	68.

Ordering Information

- Add Up Screen**
 1. Patter Number
 2. Trim Finish

Order Code

Add Up Screen

Example: **YPATC78,WH**

YPAT Antenna Privacy Screen,
 Add Up Trim

C Top Trim

78 Length

WH White

Included With

Options

Trim Color:
 WH = White
 BL = Black

Add Up Screens
Frameless
Screen End Trim

description	w	d	h	pattern no.	Acrylic, Corrugated Plastic (6)
Frameless Add Ups Screen	15"	1/4"	5/16"	YPATV15F()	\$44.
End Trim	22"	1/4"	5/16"	YPATV22F()	47.

Ordering Information

- Add Up Screen**
 1. Patter Number
 2. Trim Finish

Order Code

Add Up Screen

Example: **YPATV15F,WH**

YPAT Antenna Privacy Screen,
 Add Up Trim

V Vertical Trim

15 Length

F Full Length

WH White

Included With

Options

Trim Color:
 WH = White
 BL = Black

Add Up Screens

Frameless

Joining Trim

description	type	w	d	h	pattern no.	list
Frameless Add Ups Trim only Joining Trim, for Acrylic or Corrugated Plastic	Full length	15"	1/4"	5/16"	YPATHF156	\$57.
	Full length	22"	1/4"	5/16"	YPATHF226	57.
	Shortened	14 3/4"	1/4"	5/16"	YPATHS156	57.
	Shortened	21 3/4"	1/4"	5/16"	YPATHS226	57.
Frameless Add Ups Trim only Joining Trim, for PET	Full length	15"	1/2"	5/16"	YPATHF1512	57.
	Full length	22"	1/2"	5/16"	YPATHF2212	57.
	Shortened	14 3/4"	1/2"	5/16"	YPATHS1512	57.
	Shortened	21 3/4"	1/2"	5/16"	YPATHS2212	57.

Ordering Information

Add Up Screen

1. Patter Number
2. Trim Paint Finish

Order Code

Add Up Screen

Example: **YPATHF156,118T**

YPAT Antenna Private Screen,
Add Up

H Joining Trim

F Full Length

15 Height

6 Acrylic

Included With

Add Up Screens

Frameless

Hardware Kits

description	type	w	d	h	pattern no.	list
Frameless Hardware Kit, Stand Alone Screen	Acrylic or Corrugated Plastic				YPAHS6	\$45.
	PET				YPAHS12	45.



Frameless Hardware Kit, Intermediate Screen	Acrylic or Corrugated Plastic	15"			YPAHI6	23.
	PET	15"			YPAHI12	23.



Frameless Hardware Kit, End Screen	Acrylic or Corrugated Plastic	15"			YPAHE6	25.
	PET	15"			YPAHE12	25.



Ordering Information

Add Up Screen

1. Patter Number
2. Trim Paint Finish

Order Code

Add Up Screen

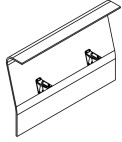
Example: **YPAHS6**

YPA	Antenna Private Screen
H	Hardware Kit
S	Stand Alone
6	Acrylic

Included With

S Screens
Laminate
For 42" High Horizon

description	type	w	d	h	pattern no.	Laminate (L)
S Screen	For Attachment to Desk	48"	7 1/2"	32"	YPSS3248()	\$1,874.



Ordering Information

S Screens

1. Pattern Number
2. Surface Finish
3. Bracket Paint Finish

Order Code

S Screens

Example: **YPSS3248L**

YPS	Screen
S	S Shape
32	Height
48	Width
L	Laminate
118	Bright White Laminate
118T	Bright White Paint

Included With

S Screens

Attachment brackets
 Hardware

S Screen

Material Finish Options:
 (L) = Laminate

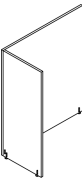
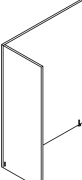
S Screens are available in the following finishes:

- (118) Bright White Laminate
- (114) Folkstone Grey Laminate

Floorstanding Desk Screens

Laminate and Veneer L-Screens

42" and 49" High

description	type	w	d	h	pattern no.	list	Laminate (L)	V1 (V)	V2 (V)	V3 (V)
 <p>42" High L Screens</p>	Left End of Desk	36"	12"	42"	YSFSL423612()	n/a	\$839.	\$1,509.	\$1,736.	\$2,344.
	Right End of Desk	36"	12"	42"	YSFSR423612()	n/a	839.	1,509.	1,736.	2,344.
	Left End of Desk	36"	18"	42"	YSFSL423618()	n/a	839.	1,509.	1,736.	2,344.
	Right End of Desk	36"	18"	42"	YSFSR423618()	n/a	839.	1,509.	1,736.	2,344.
	Left End of Desk	48"	12"	42"	YSFSL424812()	n/a	1,007.	1,813.	2,084.	2,814.
	Right End of Desk	48"	12"	42"	YSFSR424812()	n/a	1,007.	1,813.	2,084.	2,814.
	Left End of Desk	48"	18"	42"	YSFSL424818()	n/a	1,007.	1,813.	2,084.	2,814.
	Right End of Desk	48"	18"	42"	YSFSR424818()	n/a	1,007.	1,813.	2,084.	2,814.
<i>Left Shown</i>										
 <p>49" High L Screens</p>	Left End of Desk	36"	12"	49"	YSFSL493612()	n/a	1,007.	1,813.	2,084.	2,814.
	Right End of Desk	36"	12"	49"	YSFSR493612()	n/a	1,007.	1,813.	2,084.	2,814.
	Left End of Desk	36"	18"	49"	YSFSL493618()	n/a	1,007.	1,813.	2,084.	2,814.
	Right End of Desk	36"	18"	49"	YSFSR493618()	n/a	1,007.	1,813.	2,084.	2,814.
	Left End of Desk	48"	12"	49"	YSFSL494812()	n/a	1,209.	2,181.	2,510.	3,388.
	Right End of Desk	48"	12"	49"	YSFSR494812()	n/a	1,209.	2,181.	2,510.	3,388.
	Left End of Desk	48"	18"	49"	YSFSL494818()	n/a	1,209.	2,181.	2,510.	3,388.
	Right End of Desk	48"	18"	49"	YSFSR494818()	n/a	1,209.	2,181.	2,510.	3,388.
<i>Left Shown</i>										
L Screen Corner Bracket	For L Screen Applications with Pedestals				YSFSB	54.	n/a	n/a	n/a	n/a

Ordering Information

- L Screen**
1. Pattern Number
 2. Vertical Surface Finish
 3. Bracket Paint Finish

Order Code

L Screens	
<i>Example:</i>	YSFSL423618L, 118, 118T
YSFS	L Screen
L	Left Hand
42	Height
36	Width
18	Depth
L	Laminate
118	Bright White Laminate
118T	Bright White Paint

Included With

Floorstanding Screens
Brackets
Hardware

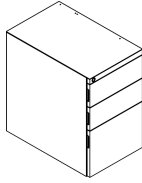
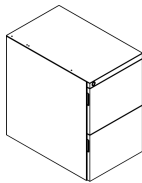
Options

Floorstanding Screens Finish Options:
(L)=Laminate
(V)=Veneer

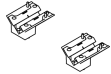
Pedestals

Floorstanding

18", 24" and 30" Deep

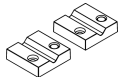
description	type	w	d	h	pattern no.	list	Painted Fronts (P)	Laminate Fronts (L)	V1 Fronts (V)	V2 Fronts (V)	V3 Fronts (V)
	For Left 18" Deep Desk Mount	15"	17 1/2"	25"	YSFBBF18L()L	\$0.	\$2,081.	\$2,239.	\$2,356.	\$2,426.	\$2,635.
	For Left 24" Deep Desk Mount	15"	23 1/2"	25"	YSFBBF24L()L	0.	2,258.	2,341.	2,456.	2,526.	2,744.
	For Left 30" Deep Desk Mount	15"	29 1/2"	25"	YSFBBF30L()L	0.	2,302.	2,387.	2,503.	2,571.	2,793.
	For Right 18" Deep Desk Mount	15"	17 1/2"	25"	YSFBBF18R()L	0.	2,081.	2,239.	2,356.	2,426.	2,635.
	For Right 24" Deep Desk Mount	15"	23 1/2"	25"	YSFBBF24R()L	0.	2,258.	2,341.	2,456.	2,526.	2,744.
	For Right 30" Deep Desk Mount	15"	29 1/2"	25"	YSFBBF30R()L	0.	2,302.	2,387.	2,503.	2,571.	2,793.
	No holes on top 18" Deep	15"	17 1/2"	25"	YSFBBF18N()L	0.	2,081.	2,239.	2,356.	2,426.	2,635.
	No holes on top 24" Deep	15"	23 1/2"	25"	YSFBBF24N()L	0.	2,258.	2,341.	2,456.	2,526.	2,744.
	No holes on top 30" Deep	15"	29 1/2"	25"	YSFBBF30N()L	0.	2,302.	2,387.	2,503.	2,571.	2,793.
	For Left 18" Deep Desk Mount	15"	17 1/2"	25"	YSFFF18L()L	0.	1,782.	1,961.	2,047.	2,162.	2,372.
	For Left 24" Deep Desk Mount	15"	23 1/2"	25"	YSFFF24L()L	0.	1,928.	2,040.	2,137.	2,260.	2,473.
	For Left 30" Deep Desk Mount	15"	29 1/2"	25"	YSFFF30L()L	0.	1,976.	2,087.	2,446.	2,503.	2,608.
	For Right 18" Deep Desk Mount	15"	17 1/2"	25"	YSFFF18R()L	0.	1,782.	1,961.	2,047.	2,162.	2,372.
	For Right 24" Deep Desk Mount	15"	23 1/2"	25"	YSFFF24R()L	0.	1,928.	2,040.	2,137.	2,260.	2,473.
	For Right 30" Deep Desk Mount	15"	29 1/2"	25"	YSFFF30R()L	0.	1,976.	2,087.	2,446.	2,503.	2,608.
	No holes on top 18" Deep	15"	17 1/2"	25"	YSFFF18N()L	0.	1,782.	1,961.	2,047.	2,162.	2,372.
	No holes on top 24" Deep	15"	23 1/2"	25"	YSFFF24N()L	0.	1,928.	2,040.	2,137.	2,260.	2,473.
	No holes on top 30" Deep	15"	29 1/2"	25"	YSFFF30N()L	0.	1,976.	2,087.	2,446.	2,503.	2,608.
Floorstanding Pedestal Ballast/ Counterweight	For 18" or 30" Deep Pedestal				YSFB18	207.	0.	0.	0.	0.	0.
	For 24" Deep Pedestal				YSFB24	324.	0.	0.	0.	0.	0.

Pedestal Desk Support Adapters (pair)	For use with 25" High Pedestal	4"	3"	3"	YBATE25	148.	0.	0.	0.	0.	0.
---------------------------------------	--------------------------------	----	----	----	----------------	------	----	----	----	----	----



(YBATE25 shown)

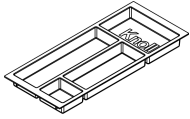
Pedestal Positioning Brackets	Includes 2 brackets and hardware				YSFA	22.	0.	0.	0.	0.	0.
-------------------------------	----------------------------------	--	--	--	-------------	-----	----	----	----	----	----



Ordering Information	Order Code	Included With	Options
Floorstanding Pedestal 1. Pattern Number 2. Case Finish 3. Front Finish 4. Pull Type 5. Pull Finish	Floorstanding Pedestal <i>Example:</i> YSFBBF24LPL, 118T, 118T, E, 118T YPFBBF Box/Box/File Pedestal 24 Depth L Left Mount P Painted Front L Lock 118T Bright White Case 118T Bright White Front E Edge Pull 118T Bright White Pull	Floorstanding Pedestal Glides File Rails (24" and 30" Deep Only) Desk adapter brackets and pencil trays sold separately. Pedestal Desk Support Adapters Hardware Lock Options: To specify a floorstanding pedestal without a lock, replace the "L" suffix in the pattern number with an "N".	Floorstanding Drawer Front Finish Options: (P)=Painted (L)=Laminate (V)=Veneer Drawer Front Pull Options: (E)=Edge Pull (I)=Insert Pull (O)=Loop Pull Add \$40 to the list price when a pull is specified with a painted finish. See planning guide page for drawer pull finish options.

Pedestals
Floorstanding
18", 24" and 30" Deep

description	type	w	d	h	pattern no.	list
Pencil Tray	Black Finish	13 1/4"	5 7/8"	7/8"	YAPTN	\$65.
	Clear Finish	13 1/4"	5 7/8"	7/8"	YAPTC	74.



Ordering Information

Floorstanding Pedestal

1. Pattern Number
2. Case Finish
3. Front Finish
4. Pull Type
5. Pull Finish

Pedestal Desk Support Adapters

1. Pattern Number
2. Paint Finish

Order Code

Floorstanding Pedestal

Example: YSFBBF24LPL, 118T, 118T, E, 118T

YPFBBF Box/Box/File Pedestal

24 Depth

L Left Mount

P Painted Front

L Lock

118T Bright White Case

118T Bright White Front

E Edge Pull

118T Bright White Pull

Included With

Floorstanding Pedestal

Glides
 File Rails
 (24" and 30" Deep Only)

Desk adapter brackets and pencil trays sold separately.

Pedestal Desk Support Adapters
 Hardware

Lock Options:
 To specify a floorstanding pedestal without a lock, replace the "L" suffix in the pattern number with an "N".

Options

Floorstanding

Drawer Front Finish Options:

(P)=Painted
 (L)=Laminate
 (V)=Veneer

Drawer Front Pull Options:

(E)=Edge Pull
 (I)=Insert Pull
 (O)=Loop Pull

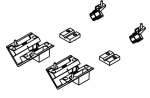
Add \$40 to the list price when a pull is specified with a painted finish.

See planning guide page for drawer pull finish options.

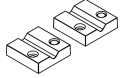
Pedestals

Floorstanding and Freestanding Double Wide Pedestal Accessories

description	type	w	d	h	pattern no.	list
Double Wide Pedestal Desk Support Adapters (pair)	For use with Double Wide Pedestal	4"	3"	3"	YBAW25	\$195.



Pedestal Positioning Brackets	Includes 2 brackets and hardware				YSFA	22.
-------------------------------	----------------------------------	--	--	--	-------------	-----



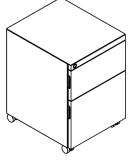
Ordering Information	Order Code	Included With	Options
Floorstanding Pedestal 1. Pattern Number 2. Case Finish 3. Front Finish 4. Pull Type 5. Pull Finish Double Wide Pedestal Desk Support Adapters 1. Pattern Number 2. Paint Finish	Floorstanding Pedestal <i>Example:</i> YSFWFF3018PL, 118T, 118T, E, 118T YSFWFF File/File Double Wide Pedestal 30 Width 18 Top Depth P Painted Front L Lock 118T Bright White Case 118T Bright White Front E Edge Pull 118T Bright White Pull	Floorstanding Pedestal Glides File Rails Desk adapter brackets and pencil trays sold separately. Double Wide Pedestal Desk Support Adapters Hardware Lock Options: To specify a floorstanding pedestal without a lock, replace the "L" suffix in the pattern number with an "N".	Floorstanding Drawer Front Finish Options: (P)=Painted (L)=Laminate (V)=Veneer Drawer Front Pull Options: (E)=Edge Pull (I)=Insert Pull (O)=Loop Pull Add \$40 to the list price when a pull is specified with a painted finish. See planning guide page for drawer pull finish options.

Pedestals

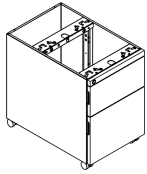
Mobile

18" and 24" Deep

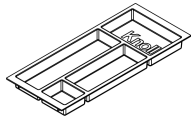
description	type	w	d	h	pattern no.	list	Painted Fronts (P)	Laminate Fronts (L)	V1 Fronts (V)	V2 Fronts (V)	V3 Fronts (V)
Mobile Personal/File Pedestals, Full Top	18" Deep Pedestal	15"	18"	22"	YSMPDF18()L	\$0.	\$1,753.	\$1,956.	\$2,070.	\$2,213.	\$2,303.
	24" Deep Pedestal	15"	24"	22"	YSMPDF24()L	0.	1,989.	2,040.	2,377.	2,524.	2,618.



Mobile Personal/File Pedestals, Open Top for Seat Pad	18" Deep Pedestal	15"	18"	22"	YSMOPDF18()L	0.	1,663.	1,863.	2,014.	2,155.	2,244.
	24" Deep Pedestal	15"	24"	22"	YSMOPDF24()L	0.	1,873.	1,925.	2,306.	2,449.	2,547.



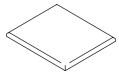
Pencil Tray		w	d	h	pattern no.	list	Painted Fronts (P)	Laminate Fronts (L)	V1 Fronts (V)	V2 Fronts (V)	V3 Fronts (V)
	Black Finish	13 1/4"	5 7/8"	7/8"	YAPT	65.	0.	0.	0.	0.	0.
	Clear Finish	13 1/4"	5 7/8"	7/8"	YAPTC	74.	0.	0.	0.	0.	0.



Ordering Information	Order Code	Included With	Options
Mobile Pedestal	Mobile Pedestal	Mobile Pedestal	Mobile Pedestal
1. Pattern Number	<i>Example:</i> YSMPDF18PL, 118T, 118T, E, 118T	(5) Casters	Drawer Front Finish Options:
2. Case Finish	YSMPDF Personal/File Pedestal	File Rails	(P)=Painted
3. Front Finish	18 Depth	(24" and 30" Deep Only)	(L)=Laminate
4. Pull Type	P Painted Front	Specify seat pad for open top mobile pedestal separately	(V)=Veneer
5. Pull Finish	L Lock	Pencil trays sold separately.	Drawer Front Pull Options:
	118T Bright White Painted Case		(E)=Edge Pull
	118T Bright White Painted Front		(I)=Insert Pull
	E Edge Pull		(O)=Loop Pull
	118T Bright White Painted Pull		Add \$40 to the list price when a pull is specified with a painted finish.
			See planning guide page for drawer pull finish options.
			Lock Options:
			To specify a floorstanding pedestal without a lock, replace the "L" suffix in the pattern number with an "N".

Pedestals
 Seat Cushions
 18" and 24" Deep

description	type	w	d	h	pattern no.	A	B	C	D	E	F	G	H	I
Seat Cushions	For 18" Deep Mobile Pedestal	15"	17"	1"	YSSPAD	\$318.	\$368.	\$419.	\$439.	\$467.	\$516.	\$565.	\$641.	\$664.
	For 24" Deep Mobile Pedestal	15"	23"	1"	YSDPAD	394.	439.	516.	540.	589.	641.	709.	783.	814.



Ordering Information

Seat Cushions

1. Pattern Number
2. Fabric Finish

Order Code

Seat Cushions

Example: **YSSPAD, W1077**

YS Storage

S 18" Deep

PAD Cushion

W1077 Element

Included With

Seat Cushions

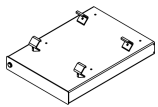
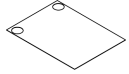
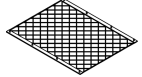
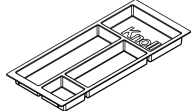
Options

Seat Cushions

For CAL133 backing on the cushion, add \$81 to the list price.

Laptop Drawer

15" Wide

description	type	w	d	h	pattern no.	list
	For Use With 24" or 27" Deep Desk or Big Table	15"	21"	3 1/2"	YSAD21	\$1,491.
	For Use With 30" Deep Desk or Big Table	15"	27"	3 1/2"	YSAD27	1,560.
	For Use With 36" Deep Desk or Big Table	15"	30"	3 1/2"	YSAD30	1,819.
Drawer Pad (with grommet shown) 	For Use With a Laptop Drawer w/o a Grommet				YSADPADN	132.
	For Use With a Laptop Drawer With a Grommet				YSADPADG	132.
Cable Net 	For Use With 21" Deep Laptop Drawer				YSAD21NET	70.
	For Use With 27" D or 30"D Laptop Drawer				YSAD27NET	87.
Pencil Tray 	Black Finish	13 1/4"	5 7/8"	7/8"	YAPTN	65.
	Clear Finish	13 1/4"	5 7/8"	7/8"	YAPTC	74.

Ordering Information

Laptop Drawer

1. Pattern Number
2. Paint Finish

Drawer Pad/Cable Net

1. Pattern Number

Order Code

Laptop Drawer

Example: **YSAD21, 118T**

YS	Storage
AD	Drawer
21	Depth
118T	Bright White Paint

Drawer Pad

Example: **YSADPADG**

YS	Storage
AD	Drawer
PAD	Pad
G	With Grommet

Included With

Laptop Drawer

Brackets
Hardware

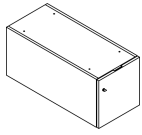
Drawer pad, cable net and pencil tray are specified separately from laptop drawer.

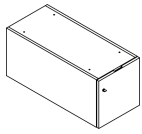
Options

Laptop Drawer

Laptop drawers have grommets in the bottom of the drawer and are always locking.

Suspended Storage Laminate Wood File 15" Wide

description	type	w	d	h	pattern no.	All Same	Different	Different	Laminate Case w/ V1 Front (M)	Laminate Case w/ V2 Front (M)	Laminate Case w/ V3 Front (M)
						Laminate (Core Lam.) (L)	Laminate Interior/Front (Core Lam.) (L)	Laminate Case/ Interior/Front (Accent Lam.) (L)			
 Suspended Laminate Wood Files For Use With Desks	For 24" Deep Top	15"	21"	15"	YSSPF21()L	\$2,291.	n/a	n/a	\$2,521.	\$2,636.	\$2,750.
	For 27" Deep Top	15"	24"	15"	YSSPF24()L	2,381.	2,620.	3,091.	2,620.	2,738.	2,854.
	For 30" Deep Top	15"	27"	15"	YSSPF27()L	2,466.	2,711.	3,209.	2,711.	2,838.	2,961.
	For 36" Deep Top	15"	33"	15"	YSSPF33()L	2,557.	2,812.	3,324.	2,812.	2,940.	3,064.

 Suspended Laminate Wood Files For Use With Big Tables	For 24" Deep Top	15"	21"	15"	YSSPF21()L	2,291.	n/a	n/a	2,521.	2,636.	2,750.
	For 27" Deep Top	15"	24"	15"	YSSPF24B()L	2,381.	2,620.	3,091.	2,620.	2,738.	2,854.
	For 30" Deep Top	15"	27"	15"	YSSPF27B()L	2,466.	2,711.	3,209.	2,711.	2,838.	2,961.
	For 36" Deep Top	15"	33"	15"	YSSPF33B()L	2,557.	2,812.	3,324.	2,812.	2,940.	3,064.

Ordering Information

Suspended Wood File

1. Pattern Number
2. Exterior Case Finish
3. Interior Case Finish (Laminate only)
4. Drawer Front Finish
5. Pull Type
6. Pull Finish
7. Bracket Paint Finish

Order Code

Suspended Wood File

Example: **YSSPF24LL, 118, 118, 118, E, 118T, 118T**

YSSPF	Suspended Wood File
24	Depth
L	Laminate
L	Lock
118	Bright White Laminate Exterior
118	Bright White Laminate Interior
118	Bright White Laminate Front
E	Edge Pull
118T	Bright White Painted Pull
118T	Bright White Painted Brackets

Included With

Suspended Wood File

Brackets
Hardware

Options

Suspended Wood File

Case and Front Finish Options:

(L) = All the same laminate or different laminates for the exterior case, interior case and/or drawer front
(M) = Laminate case with a veneer front

Drawer Front Pull Options:

(E) = Edge Pull
(I) = Insert Pull
(O) = Loop Pull

See planning guide page for drawer pull finish options.

Lock Options:

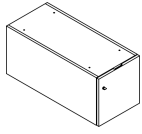
To specify a suspended wood file cabinet without a lock, replace the "L" suffix in the pattern number with an "N".

Suspended Storage

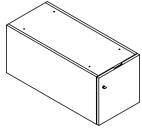
Veneer Wood File

15" Wide

description	type	w	d	h	pattern no.	All V1	All V2	All V3
Suspended Veneer Wood Files For Use With Desks	For 24" Deep Top	15"	21"	15"	YSSPF21VL	\$3,437.	\$3,956.	\$5,136.
	For 27" Deep Top	15"	24"	15"	YSSPF24VL	3,571.	4,105.	5,336.
	For 30" Deep Top	15"	27"	15"	YSSPF27VL	3,700.	4,254.	5,534.
	For 36" Deep Top	15"	33"	15"	YSSPF33VL	3,743.	4,307.	5,597.



description	type	w	d	h	pattern no.	All V1	All V2	All V3
Suspended Veneer Wood Files For Use With Big Tables	For 24" Deep Top	15"	21"	15"	YSSPF21BVL	3,437.	3,956.	5,136.
	For 27" Deep Top	15"	24"	15"	YSSPF24BVL	3,571.	4,105.	5,336.
	For 30" Deep Top	15"	27"	15"	YSSPF27BVL	3,700.	4,254.	5,534.
	For 36" Deep Top	15"	33"	15"	YSSPF33BVL	3,743.	4,307.	5,597.



Ordering Information

Suspended Wood File

1. Pattern Number
2. Case and Drawer Front Finish
3. Pull Type
4. Pull Finish
5. Bracket Paint Finish

Order Code

Suspended Wood File

Example: **YSSPF24VL, Y316, E, 118T, 118T**

YSSPF	Suspended Wood File
24	Depth
V	Veneer
L	Lock
Y316	Maple Veneer
E	Edge Pull
118T	Bright White Painted Pull
118T	Bright White Painted Brackets

Included With

Suspended Wood File
Brackets
Hardware

Options

Suspended Wood File

Drawer Front Pull Options:

(E) = Edge Pull
(I) = Insert Pull
(O) = Loop Pull

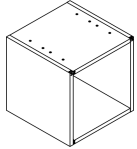
See planning guide page for drawer pull finish options.

Lock Options:

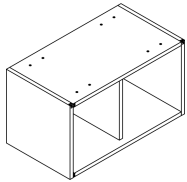
To specify a suspended wood file cabinet without a lock, replace the "L" suffix in the pattern number with an "N".

Suspended Storage Laminate Open Cabinets 15" Wide

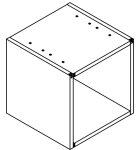
description	type	w	d	h	pattern no.	All Same Laminates (Core Lam.)	Different Laminate	Different Laminate
							Case/Interior (Core Lam.)	Case/Interior (Accent Lam.)
Suspended Laminate Open Cabinets with Front and Back Access For Use With Desks	For 18" Deep Top	15"	15"	15"	YSSOF15L	\$1,585.	\$1,746.	\$2,063.
	For 24" Deep Top	15"	21"	15"	YSSOF21L	1,762.	1,939.	2,291.
	For 27" Deep Top	15"	24"	15"	YSSOF24L	1,851.	2,035.	2,403.
	For 30" Deep Top	15"	27"	15"	YSSOF27L	1,939.	2,132.	2,521.
	For 36" Deep Top	15"	33"	15"	YSSOF33L	2,112.	2,325.	2,750.



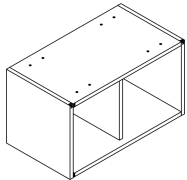
Suspended Laminate Open Cabinets with Side Access For Use With Desks	For 24" Deep Top	15"	21"	15"	YSSOS21L	1,762.	1,939.	2,291.
	For 27" Deep Top	15"	24"	15"	YSSOS24L	1,851.	2,035.	2,403.
	For 30" Deep Top	15"	27"	15"	YSSOS27L	1,939.	2,132.	2,521.



Suspended Laminate Open Cabinets with Front and Back Access For Use With Big Tables	For 18" Deep Top	15"	15"	15"	YSSOF15L	1,585.	1,746.	2,063.
	For 24" Deep Top	15"	21"	15"	YSSOF21L	1,762.	1,939.	2,291.
	For 27" Deep Top	15"	24"	15"	YSSOF24BL	1,851.	2,035.	2,403.
	For 30" Deep Top	15"	27"	15"	YSSOF27BL	1,939.	2,132.	2,521.
	For 36" Deep Top	15"	33"	15"	YSSOF33BL	2,112.	2,325.	2,750.



Suspended Laminate Open Cabinets with Side Access For Use With Big Tables	For 24" Deep Top	15"	21"	15"	YSSOS21L	1,762.	1,939.	2,291.
	For 27" Deep Top	15"	24"	15"	YSSOS24BL	1,851.	2,035.	2,403.
	For 30" Deep Top	15"	27"	15"	YSSOS27BL	1,939.	2,132.	2,521.



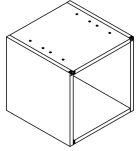
Ordering Information	Order Code	Included With	Options
Suspended Open Cabinet	Suspended Open Cabinet	Suspended Open Cabinet	Suspended Open Cabinet
1. Pattern Number	<i>Example:</i> YSSOF24L, 118, 118, 118T	Brackets	
2. Exterior Case Finish	YSSOF Suspended Open Cabinet	Hardware	
3. Interior Case Finish (Laminate only)	L Laminate Case		
4. Bracket Paint Finish	118 Bright White Exterior		
	118 Bright White Interior		
	118T Bright White Brackets		

Suspended Storage

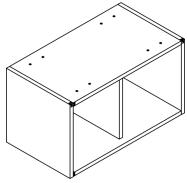
Veneer Open Cabinets

15" Wide

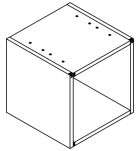
description	type	w	d	h	pattern no.	All V1	All V2	All V3
Suspended Veneer Open Cabinets with Front and Back Access For Use With Desks	For 18" Deep Top	15"	15"	15"	YSSOF15V	\$2,148.	\$2,466.	\$3,209.
	For 24" Deep Top	15"	21"	15"	YSSOF21V	2,453.	2,820.	3,666.
	For 27" Deep Top	15"	24"	15"	YSSOF24V	2,527.	2,910.	3,781.
	For 30" Deep Top	15"	27"	15"	YSSOF27V	2,604.	2,996.	3,896.
	For 36" Deep Top	15"	33"	15"	YSSOF33V	2,758.	3,172.	4,123.



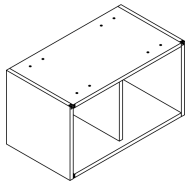
Suspended Veneer Open Cabinets with Side Access For Use With Desks	For 24" Deep Top	15"	21"	15"	YSSOS21V	2,453.	2,820.	3,666.
	For 27" Deep Top	15"	24"	15"	YSSOS24V	2,527.	2,910.	3,781.
	For 30" Deep Top	15"	27"	15"	YSSOS27V	2,604.	2,996.	3,896.



Suspended Veneer Open Cabinets with Front and Back Access For Use With Big Tables	For 18" Deep Top	15"	15"	15"	YSSOF15V	2,148.	2,466.	3,209.
	For 24" Deep Top	15"	21"	15"	YSSOF21V	2,453.	2,820.	3,666.
	For 27" Deep Top	15"	24"	15"	YSSOF24BV	2,527.	2,910.	3,781.
	For 30" Deep Top	15"	27"	15"	YSSOF27BV	2,604.	2,996.	3,896.
	For 36" Deep Top	15"	33"	15"	YSSOF33BV	2,758.	3,172.	4,123.



Suspended Veneer Open Cabinets with Side Access For Use With Big Tables	For 24" Deep Top	15"	21"	15"	YSSOS21V	2,453.	2,820.	3,666.
	For 27" Deep Top	15"	24"	15"	YSSOS24BV	2,527.	2,910.	3,781.
	For 30" Deep Top	15"	27"	15"	YSSOS27BV	2,604.	2,996.	3,896.

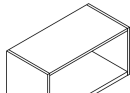


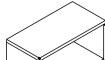
Ordering Information	Order Code	Included With	Options
Suspended Open Cabinet	Suspended Open Cabinet	Suspended Open Cabinet	Suspended Open Cabinet
1. Pattern Number	<i>Example:</i> YSSOF24V, Y316, 118T	Brackets	
2. Exterior Case Finish	YSSOF Suspended Open Cabinet	Hardware	
3. Bracket Paint Finish	V Veneer Case		
	Y316 Maple Exterior		
	118T Bright White Painted Brackets		

Extension Cabinets

For Desks

Above and Below Tops

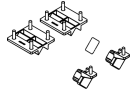
description	type	width	depth	height	pattern number	list	All Same	Different	Different	All V1	All V2	All V3
							Laminate (Core Lam.) (L)	Laminate Case/ Interior (Core Lam.) (L)	Laminate Case/ Interior (Accent Lam.) (L)			
	For 18" Deep Top	15"	18"	14 3/4"	YSDXOS1815()	\$0.	\$1,678.	\$1,842.	\$2,177.	\$2,295.	\$2,643.	\$3,437.
	For 24" Deep Top	15"	24"	14 3/4"	YSDXOS2415()	0.	1,762.	1,939.	2,291.	2,453.	2,820.	3,666.
	For 27" Deep Top	15"	27"	14 3/4"	YSDXOS2715()	0.	1,851.	2,035.	2,403.	2,527.	2,910.	3,773.
	For 30" Deep Top	15"	30"	14 3/4"	YSDXOS3015()	0.	1,939.	2,132.	2,521.	2,604.	2,996.	3,896.
	For 36" Deep Top	15"	36"	14 3/4"	YSDXOS3615()	0.	2,112.	2,228.	2,636.	2,758.	3,172.	4,123.

	For 24" Deep Top	15"	24"	15 1/2"	YSDXSS2415()	0.	1,762.	1,939.	2,291.	2,453.	2,820.	3,666.
	For 27" Deep Top	15"	27"	15 1/2"	YSDXSS2715()	0.	1,851.	2,035.	2,403.	2,527.	2,910.	3,773.
	For 30" Deep Top	15"	30"	15 1/2"	YSDXSS3015()	0.	1,939.	2,132.	2,521.	2,604.	2,996.	3,896.
	For 36" Deep Top	15"	36"	15 1/2"	YSDXSS3615()	0.	2,112.	2,325.	2,750.	2,758.	3,172.	4,123.

Connector Kit for Above Desk Extension Cabinets	2 Brackets				YSDXUP	45.	0.	0.	0.	0.	0.	0.
---	------------	--	--	--	---------------	-----	----	----	----	----	----	----



Connector Kit for Above or Below Desk Extension Cabinets	2 Brackets				YBCDE	71.	0.	0.	0.	0.	0.	0.
--	------------	--	--	--	--------------	-----	----	----	----	----	----	----



Ordering Information

Extension Cabinets

1. Pattern Number
2. Exterior Case Finish
3. Interior Case Finish (Laminate only)

Mounting Brackets

1. Pattern Number
2. Paint Finish

Order Code

Extension Cabinets

Example: **YSDXSS2415L, 118,**

YSDXSS Below Desk Extension Cabinets

24 Depth

15 Width

L Laminate

118 Bright White Laminate

118 Bright White Laminate

Mounting Brackets

Example: **YBCDE, 118T**

YBCDE Mounting Brackets

118T Bright White Paint

Included With

Extension Cabinets

Specify extension cabinet mounting brackets separately.

Specify rails 12" longer than required top when specifying extension cabinets.

Mounting Brackets

Hardware

Options

Extension Cabinets

Case Finish Options:

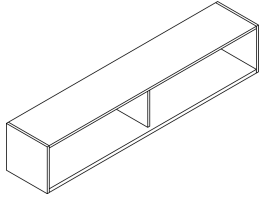
(L) = All the same or different laminates for the exterior and interior case
 (V) = All the same veneer for the exterior and interior case

Extension Cabinets

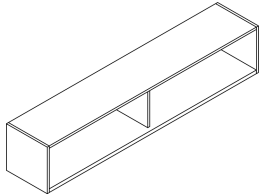
For Dual Sided Big Tables

Above and Below Tops

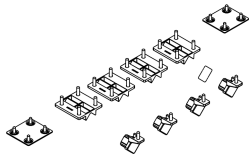
description	type	w	d	h	pattern no.	Paint	All Same	Different	Different	All V1	All V2	All V3
							Laminate (Core Lam.) (L)	Laminate Case/ Interior (Core Lam.) (L)	Laminate Case/ Interior (Accent Lam.) (L)			
Above Big Table Extension Cabinets	For 24" D Big Table	15"	53 1/2"	15"	YSDXOS5315()	n/a	\$2,643.	\$2,910.	\$3,437.	\$3,447.	\$3,967.	\$5,155.
	For 27" D Big Table	15"	59 1/2"	15"	YSDXOS5915()	n/a	2,820.	3,104.	3,666.	3,678.	4,230.	5,499.
	For 30" D Big Table	15"	65 1/2"	15"	YSDXOS6515()	n/a	2,996.	3,294.	3,896.	3,831.	4,403.	5,728.
	For 36" D Big Table	15"	77 1/2"	15"	YSDXOS7715()	n/a	3,262.	3,489.	4,123.	4,290.	4,933.	6,413.



Below Big Table Extension Cabinets	For 24" D Big Table	15"	53 1/2"	15"	YSDXSS5315()	n/a	2,643.	2,910.	3,437.	3,447.	3,967.	5,155.
	For 27" D Big Table	15"	59 1/2"	15"	YSDXSS5915()	n/a	2,820.	3,104.	3,666.	3,678.	4,230.	5,499.
	For 30" D Big Table	15"	65 1/2"	15"	YSDXSS6515()	n/a	2,996.	3,294.	3,896.	3,831.	4,403.	5,728.
	For 36" D Big Table	15"	77 1/2"	15"	YSDXSS7715()	n/a	3,262.	3,584.	4,239.	4,290.	4,933.	6,413.



Connector Kit for Above and Below Big Table Extension Cabinets	4 Brackets				YBTE	161.	n/a	n/a	n/a	n/a	n/a	n/a
--	------------	--	--	--	-------------	------	-----	-----	-----	-----	-----	-----





Ordering Information	Order Code	Included With	Options
Extension Cabinets 1. Pattern Number 2. Exterior Case Finish 3. Interior Case Finish (Laminate only)	Extension Cabinets <i>Example:</i> YSDXSS5915L, 118, 118 <hr/> YSDXSS Below Desk Extension Cabinets <hr/> 59 Depth <hr/> 15 Width <hr/> L Laminate <hr/> 118 Bright White Laminate <hr/> 118 Bright White Laminate <hr/> Mounting Brackets <i>Example:</i> YBTE, 118T <hr/> YBTE Mounting Brackets <hr/> 118T Bright White Paint	Extension Cabinets Specify extension cabinet mounting brackets separately. Specify rails 12" longer than required top when specifying extension cabinets. Mounting Brackets Hardware	Extension Cabinets Case Finish Options: (L) = All the same or different laminates for the exterior and interior case (V) = All the same veneer for the exterior and interior case

Extension Cabinets

Fabric Inserts

For Desk and Big Table Cabinets

description	type	w	d	h	pattern no.	grade				
						10	20	30	40	45
Fabric Inserts for Above Desk Extension Cabinets 	For 18" Deep Top	1/2"	16 1/2"	13"	YSDXFB18	\$282.	\$294.	\$302.	\$314.	\$327.
	For 24" Deep Top	1/2"	22 1/2"	13"	YSDXFB24	282.	294.	302.	314.	327.
	For 27" Deep Top	1/2"	25 1/2"	13"	YSDXFB27	282.	294.	302.	314.	327.
	For 30" Deep Top	1/2"	28 1/2"	13"	YSDXFB30	282.	294.	302.	314.	327.
	For 36" Deep Top	1/2"	34 1/2"	13"	YSDXFB36	300.	311.	324.	338.	351.
Fabric Inserts for Above Big Table Extension Cabinets 	For 24" Deep Dual Big Table	1/2"	52"	13"	YSDXFB53	355.	369.	388.	399.	412.
	For 27" Deep Dual Big Table	1/2"	58"	13"	YSDXFB59	355.	369.	388.	399.	412.
	For 30" Deep Dual Big Table	1/2"	64"	13"	YSDXFB65	393.	407.	425.	443.	459.
	For 36" Deep Dual Big Table	1/2"	76"	13"	YSDXFB77	393.	407.	425.	443.	459.

Ordering Information

Fabric Inserts

1. Pattern Number
2. Fabric Finish

Order Code

Extension Cabinets

Example: **YSDXFB30, W1077**

YSDXFB Fabric Insert

30 Width

W1077 Element

Included With

Fabric Inserts

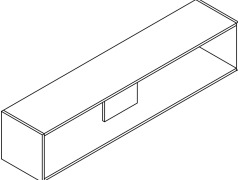
Options

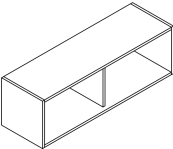
Fabric Inserts

Stanchion Mounted Wood Storage

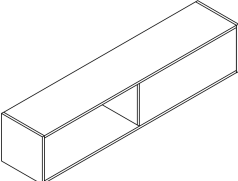
For Big Table and Fence

Open Cabinets

description	w	d	h	pattern no.	All Same	Different	Different	V1	V2	V3
					Laminate (Core Lam.) (L)	Laminate Case/ Interior (Core Lam.) (L)	Laminate Case/ Interior (Accent lam.) (L)			
Stanchion Mounted Cabinet, Open Front and Back 	36"	15"	15"	YSUOS3615()	\$1,585.	\$1,746.	\$2,295.	\$2,295.	\$2,643.	\$3,437.
	42"	15"	15"	YSUOS4215()	1,678.	1,842.	2,376.	2,376.	2,733.	3,549.
	48"	15"	15"	YSUOS4815()	1,762.	1,939.	2,453.	2,453.	2,820.	3,666.
	60"	15"	15"	YSUOS6015()	2,204.	2,422.	3,063.	3,063.	3,525.	4,050.
	72"	15"	15"	YSUOS7215()	2,381.	2,620.	3,294.	3,294.	3,789.	4,926.

Stanchion Mounted Cabinet, Open Front and Enclosed Back 	36"	15"	15"	YSUES3615()	1,851.	2,035.	2,527.	2,527.	2,910.	3,781.
	48"	15"	15"	YSUES4815()	2,112.	2,325.	2,914.	2,914.	3,348.	4,351.

(48" wide cabinet with septum shown)

Stanchion Mounted Shared Cabinet, Open Front and Enclosed Back Opening on Left 	36"	15"	15"	YSUSNDL3615()	2,112.	2,325.	3,264.	3,264.	3,752.	4,874.
	42"	15"	15"	YSUSNDL4215()	2,158.	2,376.	3,338.	3,338.	3,836.	4,986.
	48"	15"	15"	YSUSNDL4815()	2,204.	2,422.	3,409.	3,409.	3,921.	5,094.
	60"	15"	15"	YSUSNDL6015()	2,291.	2,518.	3,623.	3,623.	4,161.	5,412.
	72"	15"	15"	YSUSNDL7215()	2,466.	2,713.	3,768.	3,768.	4,332.	5,632.

Ordering Information

Stanchion Mounted Cabinets

1. Pattern Number
2. Exterior Case Finish
3. Interior Case Finish (Laminate only)

Order Code

Stanchion Mounted Cabinets

Example: **YSUOS6015L, 118, 118**

YSUOS	Stanchion Mounted Cabinets
60	Width
15	Depth
L	Laminate
118	Bright White Laminate
118	Bright White Laminate

Included With

Stanchion Mounted Cabinets

Specify stanchion brackets for attachment to big table and fence separately

Options

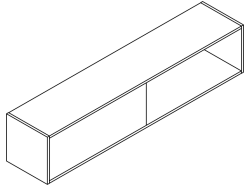
Stanchion Mounted Cabinets

Case Finish Options:

(L) = All the same or different laminates for the exterior and interior case
 (V) = All the same veneer for the exterior and interior case

Stanchion Mounted Wood Storage For Big Table and Fence Open Cabinets

description	w	d	h	pattern no.	All Same	Different	Different	V1	V2	V3
					Laminate (Core Lam.) (L)	Laminate Case/ Interior (Core Lam.) (L)	Laminate Case/ Interior (Accent lam.) (L)			
Stanchion Mounted Shared Cabinet, Open Front and Enclosed Back Opening on Right	36"	15"	15"	YSUSNDR3615()	\$2,112.	\$2,325.	\$3,264.	\$3,264.	\$3,752.	\$4,874.
	42"	15"	15"	YSUSNDR4215()	2,158.	2,376.	3,338.	3,338.	3,836.	4,986.
	48"	15"	15"	YSUSNDR4815()	2,204.	2,422.	3,409.	3,409.	3,921.	5,094.
	60"	15"	15"	YSUSNDR6015()	2,291.	2,518.	3,623.	3,623.	4,161.	5,412.
	72"	15"	15"	YSUSNDR7215()	2,466.	2,713.	3,768.	3,768.	4,332.	5,632.



Ordering Information

Stanchion Mounted Cabinets

1. Pattern Number
2. Exterior Case Finish
3. Interior Case Finish (Laminate only)

Order Code

Stanchion Mounted Cabinets

Example: **YSUOS6015L, 118, 118**

YSUOS	Stanchion Mounted Cabinets
60	Width
15	Depth
L	Laminate
118	Bright White Laminate
118	Bright White Laminate

Included With

Stanchion Mounted Cabinets

Specify stanchion brackets for attachment to big table and fence separately

Options

Stanchion Mounted Cabinets

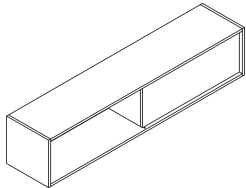
Case Finish Options:

(L) = All the same or different laminates for the exterior and interior case
(V) = All the same veneer for the exterior and interior case

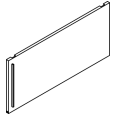
For Big Table and Fence

Shared Sliding Door Cabinets with Opening on Left

description	w	d	h	pattern no.	All Same	Different	Different	V1	V2	V3
					Laminate (Core Lam.) (L)	Laminate Case/ Interior (Core Lam.) (L)	Laminate Case/ Interior (Accent Lam.) (L)			
Stanchion Mounted Shared Sliding Door Cabinet Case, Opening on Left	36"	15"	15"	YSUSDL3615()	\$2,466.	\$2,711.	\$4,050.	\$4,050.	\$4,661.	\$6,058.
	42"	15"	15"	YSUSDL4215()	2,557.	2,812.	4,143.	4,143.	4,764.	6,190.
	48"	15"	15"	YSUSDL4815()	2,643.	2,910.	4,230.	4,230.	4,862.	6,324.
	60"	15"	15"	YSUSDL6015()	3,348.	3,685.	4,757.	4,757.	5,473.	7,110.
	72"	15"	15"	YSUSDL7215()	3,525.	3,877.	5,111.	5,111.	5,876.	7,638.



Sliding Door Kit for Stanchion Mounted Shared Sliding Doors Cabinet Case, Opening on Left	w	d	h	pattern no.				V1	V2	V3
42"	3/4"	15"	YSSDL4215()	1,015.	n/a	n/a	1,409.	1,622.	2,106.	
48"	3/4"	15"	YSSDL4815()	1,058.	n/a	n/a	1,454.	1,675.	2,173.	
60"	3/4"	15"	YSSDL6015()	1,104.	n/a	n/a	1,540.	1,779.	2,315.	
72"	3/4"	15"	YSSDL7215()	1,192.	n/a	n/a	1,678.	1,923.	2,504.	



Ordering Information

Stanchion Mounted Cabinets

1. Pattern Number
2. Exterior Case Finish
3. Interior Case Finish (Laminate only)

Sliding Doors

1. Pattern Number
2. Door Finish
3. Pull Finish

Order Code

Stanchion Mounted Cabinets

Example: **YSUSDL6015L, 118, 118**

YSUSDL	Stanchion Mounted Cabinets
60	Width
15	Depth
L	Laminate
118	Bright White Laminate
118	Bright White Laminate

Sliding Doors

Example: **YSSDL6015L, 118**

YSSD	Sliding Doors
L	Left
60	Width
15	Depth
L	Laminate
118	Bright White Laminate

Included With

Stanchion Mounted Cabinets
Specify stanchion brackets for attachment to big table and fence separately

Sliding Doors
Hardware

Options

Stanchion Mounted Cabinets

Case Finish Options:
(L) = All the same or different laminates for the exterior and interior case
(V) = All the same veneer for the exterior and interior case

Sliding Doors

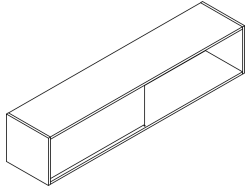
Door Finish Options:
(L) = Laminate
(V) = Veneer

Door pulls are available in Knoll core paints, Dark Red (130) and Slate Blue (131) paint finishes.

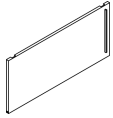
For Big Table and Fence

Shared Sliding Door Cabinets with Opening on Right

description	w	d	h	pattern no.	All Same	Different	Different	V1	V2	V3
					Laminate (Core Lam.) (L)	Laminate Case/ Interior (Accent Lam.) (L)	Laminate Case/ Interior (Accent Lam.) (L)			
Stanchion Mounted Shared Sliding Door Cabinet Case Opening on Right	36"	15"	15"	YSUSDR3615()	\$2,466.	\$2,711.	\$4,050.	\$4,050.	\$4,661.	\$6,058.
	42"	15"	15"	YSUSDR4215()	2,557.	2,812.	4,143.	4,143.	4,764.	6,190.
	48"	15"	15"	YSUSDR4815()	2,643.	2,910.	4,230.	4,230.	4,862.	6,324.
	60"	15"	15"	YSUSDR6015()	3,348.	3,685.	4,757.	4,757.	5,473.	7,110.
	72"	15"	15"	YSUSDR7215()	3,525.	3,877.	5,111.	5,111.	5,876.	7,638.



Sliding Door Kit for Stanchion Mounted Shared Sliding Doors Cabinet Case, Opening on Right	36"	3/4"	15"	YSSDR3615 ()	970.	n/a	n/a	1,365.	1,573.	2,039.
	42"	3/4"	15"	YSSDR4215 ()	1,015.	n/a	n/a	1,409.	1,622.	2,106.
	48"	3/4"	15"	YSSDR4815 ()	1,058.	n/a	n/a	1,454.	1,675.	2,173.
	60"	3/4"	15"	YSSDR6015 ()	1,104.	n/a	n/a	1,540.	1,779.	2,315.
	72"	3/4"	15"	YSSDR7215 ()	1,192.	n/a	n/a	1,678.	1,923.	2,504.



Ordering Information

Stanchion Mounted Cabinets

1. Pattern Number
2. Exterior Case Finish
3. Interior Case Finish (Laminate only)

Sliding Doors

1. Pattern Number
2. Door Finish
3. Pull Type
4. Pull Finish

Order Code

Stanchion Mounted Cabinets

Example: **YSUSDR6015L, 118, 118**

YSUSDR	Stanchion Mounted Cabinets
60	Width
15	Depth
L	Laminate
118	Bright White Laminate
118	Bright White Laminate

Sliding Doors

Example: **YSSDR6015L, 118**

YSSD	Sliding Doors
R	Right
60	Width
15	Depth
L	Laminate
118	Bright White Laminate

Included With

Stanchion Mounted Cabinets
Specify stanchion brackets for attachment to big table and fence separately

Sliding Doors
Hardware

Options

Stanchion Mounted Cabinets

Case Finish Options:
(L) = All the same or different laminates for the exterior and interior case
(V) = All the same veneer for the exterior and interior case

Sliding Doors

Door Finish Options:
(L) = Laminate
(V) = Veneer

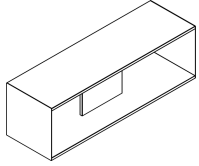
Door pulls are available in Knoll core paints, Dark Red (130) and Slate Blue (131) paint finishes.

Stanchion Mounted Metal Storage

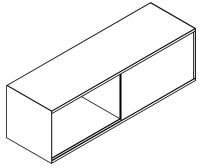
For Big Table and Fence

Open and Shared Cabinets

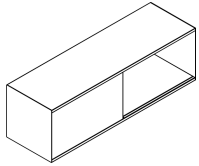
description	w	d	h	pattern no.	list	P2	P3
Stanchion Mounted Cabinets, Open Front and Back	36"	15"	15"	YSMUOS36	\$1,117.	\$1,222.	\$1,275.
	42"	15"	15"	YSMUOS42	1,153.	1,263.	1,315.
	48"	15"	15"	YSMUOS48	1,194.	1,309.	1,366.
	60"	15"	15"	YSMUOS60	1,454.	1,593.	1,666.
	72"	15"	15"	YSMUOS72	1,550.	1,705.	1,779.



Stanchion Mounted Shared Cabinets, with Enclosed Back and Open Front, Opening on Left	36"	15"	15"	YSMUSOL36	1,301.	1,434.	1,500.
	42"	15"	15"	YSMUSOL42	1,354.	1,491.	1,561.
	48"	15"	15"	YSMUSOL48	1,413.	1,552.	1,628.
	60"	15"	15"	YSMUSOL60	1,707.	1,879.	1,962.
	72"	15"	15"	YSMUSOL72	1,816.	1,998.	2,091.



Stanchion Mounted Shared Cabinets, with Enclosed Back and Open Front, Opening on Right	36"	15"	15"	YSMUSOR36	1,301.	1,434.	1,500.
	42"	15"	15"	YSMUSOR42	1,354.	1,491.	1,561.
	48"	15"	15"	YSMUSOR48	1,413.	1,552.	1,628.
	60"	15"	15"	YSMUSOR60	1,707.	1,879.	1,962.
	72"	15"	15"	YSMUSOR72	1,816.	1,998.	2,091.



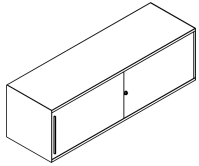
Ordering Information	Order Code	Included With	Options
Stanchion Mounted Open Cabinets	Stanchion Mounted Open Cabinets	Stanchion Mounted Open Cabinets	Stanchion Mounted Open Cabinets
1. Pattern Number 2. Case Paint Finish	<i>Example:</i> YSMUOS48, 118T YSMUOS Stanchion Mounted Cabinets 48 Width 118T Bright White Paint	Specify stanchion brackets for attachment to big table and fence separately.	When different paint finishes are being selected for the case, doors or pulls, the price is the higher of the two paint finish grades.

Stanchion Mounted Metal Storage

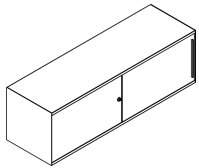
For Big Table and Fence

Open and Shared Cabinets

description	w	d	h	pattern no.	list	P2	P3
Stanchion Mounted Shared Cabinets, with Sliding Doors, Opening On Left	36"	15"	15"	YSMUSDL36L()	\$1,627.	\$1,779.	\$1,861.
	42"	15"	15"	YSMUSDL42L()	1,684.	1,845.	1,927.
	48"	15"	15"	YSMUSDL48L()	1,740.	1,903.	1,991.
	60"	15"	15"	YSMUSDL60L()	2,051.	2,247.	2,347.
	72"	15"	15"	YSMUSDL72L()	2,209.	2,418.	2,527.



Stanchion Mounted Shared Cabinets, with Sliding Doors, Opening On Right	36"	15"	15"	YSMUSDR36L()	1,627.	1,779.	1,861.
	42"	15"	15"	YSMUSDR42L()	1,684.	1,845.	1,927.
	48"	15"	15"	YSMUSDR48L()	1,740.	1,903.	1,991.
	60"	15"	15"	YSMUSDR60L()	2,051.	2,247.	2,347.
	72"	15"	15"	YSMUSDR72L()	2,209.	2,418.	2,527.



Ordering Information

Stanchion Mounted Open Cabinets

1. Pattern Number
2. Case Paint Finish

Order Code

Stanchion Mounted Open Cabinets

Example: YSMUOS48, 118T

YSMUOS Stanchion Mounted Cabinets

48 Width

118T Bright White Paint

Included With

Stanchion Mounted Open Cabinets

Specify stanchion brackets for attachment to big table and fence separately.

Options

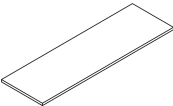
Stanchion Mounted Open Cabinets

When different paint finishes are being selected for the case, doors or pulls, the price is the higher of the two paint finish grades.

Stanchion Mounted Platform

For Big Table and Fence

15" Deep

description	w	d	h	pattern no.	Laminate (L)	V1 (V)	V2 (V)	V3 (V)
Platform 	24"	15"	3/4"	YSUOP24()	\$247.	\$589.	\$680.	\$919.
	30"	15"	3/4"	YSUOP30()	267.	613.	705.	956.
	36"	15"	3/4"	YSUOP36()	300.	630.	725.	980.
	48"	15"	3/4"	YSUOP48()	369.	659.	758.	1,026.
	60"	15"	3/4"	YSUOP60()	422.	726.	833.	1,128.
	72"	15"	3/4"	YSUOP72()	443.	757.	874.	1,175.

Ordering Information

1. Pattern Number
2. Surface Finish

Order Code

Platform
Example: YSUOP48L, 118
YSUOP Platform
48 Width
L Laminate

Included With

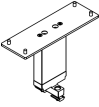
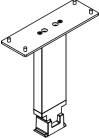
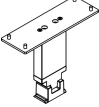
Platform
 Hardware
 Specify stanchion brackets for attachment to big table and fence separately

Options

Platform
Surface Finish Options
 (L) = Laminate
 (V) = Veneer

Stanchion Supports

For Big Table and Fence

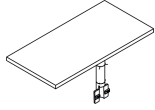
description	type	w	d	h	pattern no.	list
 Stanchions for Big Table	(2) stanchions for cabinets/platforms up to 60" wide	3"	1 1/4"	5"	YSUS2BT	\$178.
	(3) stanchions for cabinets/platforms wider than 60"	3"	1 1/4"	5"	YSUS3BT	267.
 Stanchions for 25" High Fence	(2) stanchions for cabinets/platforms up to 60" wide	3"	1 1/4"	8"	YSUS2F25	195.
	(3) stanchions for cabinets/platforms wider than 60"	3"	1 1/4"	8"	YSUS3F25	291.
 Stanchions for 28 1/2" High Fence	(2) stanchions for cabinets/platforms up to 60" wide	3"	1 1/4"	5"	YSUS2F28	178.
	(3) stanchions for cabinets/platforms wider than 60"	3"	1 1/4"	5"	YSUS3F28	267.

Ordering Information	Order Code	Included With	Options
Stanchions 1. Pattern Number 2. Paint Finish	Stanchions <i>Example:</i> YSUS2BT, 118T YSUS Stanchions 2 Quantity BT Big Table 118T Bright White Paint	Stanchions Hardware	Stanchions

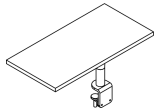
Cantilever Shelves

12" and 24" Wide

description	w	d	h	pattern no.	Laminate (L)	V1 (V)	V2 (V)	V3 (V)
Cantilever Shelf for Big Table, attaches to center beam	12"	12"	6"	YSCS1212()	\$443.	\$617.	\$703.	\$953.
	24"	12"	6"	YSCS2412()	476.	670.	828.	1,234.



Desk Mounted Cantilever Shelf, clamps to worksurface	12"	12"	6"	YSCSD1212()	576.	756.	842.	1,090.
	24"	12"	6"	YSCSD2412()	613.	810.	966.	1,370.



Ordering Information

Cantilever Shelf

1. Pattern Number
2. Shelf Finish
3. Support/Bracket Paint Finish

Order Code

Cantilever Shelf

Example: YSCS2412L, 118, 118T

YSCS	Cantilever Shelf
24	Width
12	Depth
L	Laminate
118	Bright White Laminate
118T	Bright White Paint

Included With

Cantilever Shelf
Support column
Hardware

Options

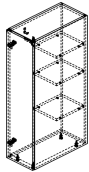
Cantilever Shelf
Finish Options:
(L) = Laminate
(V) = Veneer

Floorstanding Personal Desk-End Cabinets

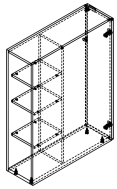
49" High, Hinged on Left

description	type	w	d	h	pattern no.	All Same	Laminate	Laminate	Laminate	All V1	All V2	All V3
						Laminate (L)	Case w/ V1 Fronts (M)	Case w/ V2 Fronts (M)	Case w/ V3 Fronts (M)			

Personal Desk-End Cabinets, with Hinged Door (Hinged on Left)	For 24" D Desks	12"	24 ⁷ / ₈ "	49"	YSFCDEL4924()L	\$3,837.	\$4,222.	\$4,413.	\$4,605.	\$6,640.	\$7,633.	\$9,926.
---	-----------------	-----	----------------------------------	-----	------------------------	----------	----------	----------	----------	----------	----------	----------



Personal Desk-End Cabinets, Open Front with Shelves and Hinged Door Back (Hinged on Left)	For 24" D Desks	12"	24 ⁷ / ₈ "	49"	YSFCDL4924()L	3,700.	4,071.	4,254.	4,444.	6,359.	7,314.	9,509.
	For 27" D Desks	12"	27 ⁷ / ₈ "	49"	YSFCDL4927()L	3,789.	4,168.	4,359.	4,545.	6,508.	7,488.	9,738.
	For 30" D Desks	12"	29 ⁷ / ₈ "	49"	YSFCDL4930()L	3,877.	4,265.	4,459.	4,653.	6,666.	7,668.	9,967.
	For 36" D Desks	12"	35 ⁷ / ₈ "	49"	YSFCDL4936()L	3,967.	4,362.	4,560.	4,757.	6,818.	7,840.	10,194.

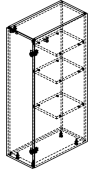


Ordering Information	Order Code	Included With	Options
Personal Desk-End Cabinets	Personal Desk-End Cabinets	Personal Desk-End Cabinets with Shelves and Door	Personal Desk-End Cabinets
1. Pattern Number	<i>Example:</i> YSFCDEL4924LL, 118, 118, E, 118T, 118T	Hardware	Case Finish Options:
2. Case/Shelves Finish	YSFCDE Personal Desk-End Cabinets	(3) Adjustable Shelves	(L) = All the same laminate for the exterior case/shelves and door front
3. Door Finish	L Left Hinged Door	Coat Hooks	(M) = Laminate exterior case/shelves and veneer door front
4. Pull Type	49 Height	Personal Desk-End Cabinets with Hinged Door	(V) = All the same veneer for the exterior case/shelves and door front
5. Pull Finish	24 Depth	Hardware	
6. Bracket Paint Finish	L Laminate	(3) Adjustable Shelves	Lock Options:
	L Lock	Coat Hook	To specify a personal desk-end cabinet without a lock, replace the "L" suffix in the pattern number with an "N".
	118 Bright White Laminate		Door Pull Options:
	118 Bright White Laminate		(E) = Edge Pull
	E Edge Pull		(I) = Insert Pull
	118T Bright White Paint		(O) = Loop Pull
	118T Bright White Paint		See planning guide page for door pull finish options.

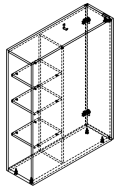
Floorstanding Personal Desk-End Cabinets

49" High, Hinged on Right

description	type	w	d	h	pattern no.	All Same	Laminate	Laminate	Laminate	All V1	All V2	All V3
						Laminate (L)	Case w/ V1 Fronts (M)	Case w/ V2 Fronts (M)	Case w/ V3 Fronts (M)			
Personal Desk-End Cabinets, with Hinged Door (Hinged on Right)	For 24"D Desks	12"	24 ⁷ / ₈ "	49"	YSFCDER4924()L	\$3,837.	\$4,222.	\$4,413.	\$4,605.	\$6,640.	\$7,633.	\$9,926.



Personal Desk-End Cabinets, Open Front with Shelves and Hinged Door Back (Hinged on Right)	For 24"D Desks	12"	24 ⁷ / ₈ "	49"	YSFCDR4924()L	3,700.	4,071.	4,254.	4,444.	6,359.	7,314.	9,509.
	For 27"D Desks	12"	27 ⁷ / ₈ "	49"	YSFCDR4927()L	3,789.	4,168.	4,359.	4,545.	6,508.	7,488.	9,738.
	For 30"D Desks	12"	29 ⁷ / ₈ "	49"	YSFCDR4930()L	3,877.	4,265.	4,459.	4,653.	6,666.	7,668.	9,967.
	For 36"D Desks	12"	35 ⁷ / ₈ "	49"	YSFCDR4936()L	3,967.	4,362.	4,560.	4,757.	6,818.	7,841.	10,194.



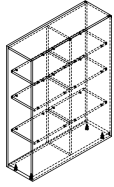
Ordering Information	Order Code	Included With	Options
Personal Desk-End Cabinets	Personal Desk-End Cabinets	Personal Desk-End Cabinets with Shelves and Door	Personal Desk-End Cabinets
1. Pattern Number	<i>Example:</i> YSFCDEL4924LL, 118, 118, E, 118T, 118T	Hardware	Case Finish Options:
2. Case/Shelves Finish	YSFCDE Personal Desk-End Cabinets	(3) Adjustable Shelves	(L) = All the same laminate for the exterior case/shelves and door front
3. Door Finish	L Left Hinged Door	Coat Hooks	(M) = Laminate exterior case/shelves and veneer door front
4. Pull Type	49 Height	Personal Desk-End Cabinets with Hinged Door	(V) = All the same veneer for the exterior case/shelves and door front
5. Pull Finish	24 Depth	Hardware	
6. Bracket Paint Finish	L Laminate	(3) Adjustable Shelves	Lock Options:
	L Lock	Coat Hook	To specify a personal desk-end cabinet without a lock, replace the "L" suffix in the pattern number with an "N".
	118 Bright White Laminate		Door Pull Options:
	118 Bright White Laminate		(E) = Edge Pull
	E Edge Pull		(I) = Insert Pull
	118T Bright White Paint		(O) = Loop Pull
	118T Bright White Paint		

See planning guide page for door pull finish options.

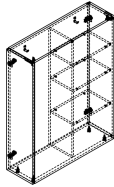
Floorstanding Shared Desk-End Cabinets

49" High

description	type	w	d	h	pattern no.	All Same	Laminate	Laminate	Laminate	All V1	All V2	All V3
						Laminate (L)	Case w/ V1 Fronts (M)	Case w/ V2 Fronts (M)	Case w/ V3 Fronts (M)			
Shared Desk-End Cabinets, Open Front and Back with Shelves	For 24"D Desks	12"	24"	49"	YSFCDO4924()	\$3,262.	n/a	n/a	n/a	\$5,361.	\$6,167.	\$8,019.
	For 27"D Desks	12"	27"	49"	YSFCDO4927()	3,348.	n/a	n/a	n/a	5,517.	6,343.	8,248.
	For 30"D Desks	12"	30"	49"	YSFCDO4930()	3,437.	n/a	n/a	n/a	5,669.	6,523.	8,477.
	For 36"D Desks	12"	36"	49"	YSFCDO4936()	3,525.	n/a	n/a	n/a	5,823.	6,697.	8,705.



Shared Desk-End Cabinets, Enclosed Hinged Door Front and Back	For 27"D Desks	12"	28 7/8"	49"	YSFCDE4927()L	3,812.	4,193.	4,386.	4,576.	6,290.	7,234.	9,406.
	For 30"D Desks	12"	31 7/8"	49"	YSFCDE4930()L	3,866.	4,252.	4,450.	4,641.	6,379.	7,336.	9,535.
	For 36"D Desks	12"	37 7/8"	49"	YSFCDE4936()L	3,999.	4,399.	4,598.	4,799.	6,596.	7,586.	9,864.



Ordering Information	Order Code	Included With	Options
Shared Desk-End Cabinets 1. Pattern Number 2. Case/Shelves Finish 3. Door Finish 4. Pull Type 5. Pull Finish 6. Bracket Paint Finish	Shared Desk-End Cabinets <i>Example:</i> YSFCDE4930LL, 118, 118, E, 118T, 118T YSFCDE Shared Desk-End Cabinets 49 Height 30 Depth L Laminate L Lock 118 Bright White Laminate 118 Bright White Laminate E Edge Pull 118T Bright White Paint 118T Bright White Paint	Shared Desk-End Cabinets, Open Front and Back Hardware (6) Adjustable Shelves Shared Desk-End Cabinets, Enclosed Hinged Door Front and Back Hardware (2) Coat Hooks Shelves for one or both sides are specified separately Shelves (3) Shelves Hardware	Shared Desk-End Cabinets Case/Shelf Finish Options: (L) = All the same laminate for the exterior case/shelves and door front (M) = Laminate exterior case/shelves and veneer door front (V) = All the same veneer for the exterior case/shelves and door front Lock Options: To specify a shared desk-end cabinet without a lock, replace the "L" suffix in the pattern number with an "N". Door Pull Options: (E) = Edge Pull (I) = Insert Pull (O) = Loop Pull

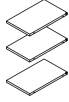
See planning guide page for door pull finish options.

Floorstanding Desk-End Cabinet Accessories

Adjustable Shelf Set and Coat Hook

Antenna Workspaces

description	type	w	d	h	pattern no.	list	All Same	Laminate	Laminate	Laminate	All V1	All V2	All V3
							Laminate	Case w/	Case w/	Case w/			
							(L)	V1 Fronts	V2 Fronts	V3 Fronts	(V)	(V)	(V)
Adjustable Shelf Set for Shared Desk-End Cabinets, Enclosed Hinged Door Front and Back	For 27" D Desks	10"	12 1/2"	3/4"	YSFCDASK27()	n/a	\$718.	n/a	n/a	n/a	\$1,399.	\$1,605.	\$2,087.
	For 30" D Desks	10"	13"	3/4"	YSFCDASK30()	n/a	725.	n/a	n/a	n/a	1,404.	1,617.	2,099.
	For 36" D Desks	10"	16"	3/4"	YSFCDASK36()	n/a	742.	n/a	n/a	n/a	1,430.	1,644.	2,143.



Coat hook					YSCH	37.	n/a	n/a	n/a	n/a	n/a	n/a	n/a
-----------	--	--	--	--	-------------	-----	-----	-----	-----	-----	-----	-----	-----

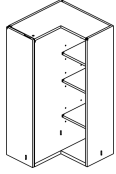


Ordering Information	Order Code	Included With	Options
Shelves	Shelves	Shelves	Shelves
1. Pattern Number	<i>Example:</i> YSFCDASK30L, 118	(3) Shelves	Coat Hook
2. Surface Finish	YSFCDA Shelves	Hardware	
Coat Hook	SK	Coat Hook	
1. Pattern Number	30 Depth	Hardware	
	L Laminate		
	118 Bright White Laminate		
	Coat Hook		
	<i>Example:</i> YSCH		
	YSCH Coat Hook		

Floorstanding L and Wardrobe Cabinets

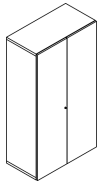
49" and 67" High

description	type	w	d	h	pattern no.	All Same	Laminate	Laminate	Laminate	All V1	All V2	All V3
						Laminate (L)	Case w/ V1 Fronts (M)	Case w/ V2 Fronts (M)	Case w/ V3 Fronts (M)			
L Cabinet	Door on Left	12"	23 ³ / ₄ "	49"	YSFCWL4924()L	\$4,849.	\$5,334.	\$5,575.	\$5,815.	\$8,590.	\$9,881.	\$12,843.
	Door on Right	12"	23 ³ / ₄ "	49"	YSFCWR4924()L	4,849.	5,334.	5,575.	5,815.	8,590.	9,881.	12,843.

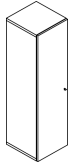


(Left Shown)

36" Wide Wardrobe	Double Doors	36"	18 ⁷ / ₈ "	67"	YSFCWD6736()L	4,403.	4,849.	5,067.	5,288.	7,357.	8,458.	10,995.
-------------------	--------------	-----	----------------------------------	-----	-----------------------	--------	--------	--------	--------	--------	--------	---------



18" Wide Wardrobe	Hinged on Left	18"	18 ⁷ / ₈ "	67"	YSFCWL6718()L	3,437.	3,781.	3,956.	4,123.	5,517.	6,343.	8,248.
	Hinged on Right	18"	18 ⁷ / ₈ "	67"	YSFCWR6718()L	3,437.	3,781.	3,956.	4,123.	5,517.	6,343.	8,248.



Ordering Information

L Cabinets

1. Pattern Number
2. Case/Shelves Finish
3. Door Finish
4. Pull Type
5. Pull Finish

Wardrobes

1. Pattern Number
2. Case Finish
3. Door Finish
4. Pull Type
5. Pull Finish

Order Code

L Cabinets

Example: YSFCWL4924LL, 118, 118, E, 118T

YSFCW	L Cabinets
L	Door on Left
49	Height
24	Depth
L	Laminate
L	Lock
118	Bright White Laminate
118	Bright White Laminate
E	Edge Pull
118T	Bright White Paint

Included With

L Cabinets

Coat bar

18" Wide Wardrobes

Coat Hook

36" Wide Wardrobes

Coat Rod

Options

L Cabinets and Wardrobes

Finish Options:

(L) = All the same laminate for the exterior case/shelves and door front
 (M) = Laminate exterior case/shelves and veneer door front
 (V) = All the same veneer for the exterior case/shelves and door front

Lock Options:

To specify an L cabinet without a lock, replace the "L" suffix in the pattern number with an "N".

Door Pull Options:

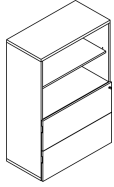
(E) = Edge Pull
 (I) = Insert Pull
 (O) = Loop Pull

See planning guide page for door pull finish options.

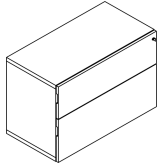
Floorstanding File Cabinets

25", 28", 42", 49", 56" and 67" High

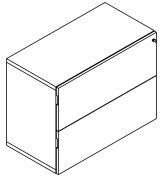
description	w	d	h	pattern no.	list	All Same	Laminate	Laminate	Laminate	All V1	All V2	All V3
						Laminate (L)	Case w/ V1 Fronts (M)	Case w/ V2 Fronts (M)	Case w/ V3 Fronts (M)			
Partially Enclosed Shelf Cabinets with Open Shelves Above and Drawers Below (56" high shown)	36"	18 ⁷ / ₈ "	42"	YSFCOFF4236()L	\$0.	\$4,849.	\$5,438.	\$5,575.	\$5,815.	\$7,349.	\$8,285.	\$10,764.
	36"	18 ⁷ / ₈ "	49"	YSFCOFF4936()L	0.	5,111.	5,732.	5,876.	6,132.	7,815.	8,812.	11,455.
	36"	18 ⁷ / ₈ "	56"	YSFCOFF5636()L	0.	5,376.	6,033.	6,183.	6,452.	8,285.	9,339.	12,143.
	36"	18 ⁷ / ₈ "	67"	YSFCOFF6736()L	0.	5,639.	6,328.	6,485.	6,765.	8,753.	9,869.	12,831.



Enclosed Box/File Cabinet	36"	18 ⁷ / ₈ "	25"	YSFCBF2536()L	0.	3,967.	4,450.	4,560.	4,757.	5,937.	6,697.	8,705.
---------------------------	-----	----------------------------------	-----	-----------------------	----	--------	--------	--------	--------	--------	--------	--------



Enclosed File/File Cabinet	36"	18 ⁷ / ₈ "	28"	YSFCFF2836()L	0.	4,050.	4,546.	4,661.	4,862.	6,096.	6,874.	8,934.
----------------------------	-----	----------------------------------	-----	-----------------------	----	--------	--------	--------	--------	--------	--------	--------



Ordering Information

Floorstanding File Cabinets

1. Pattern Number
2. Case Finish
3. Door Finish
4. Pull Type
5. Pull Finish

Order Code

Floorstanding File Cabinets

Example: YSFCFF2836LL, 118, 118, E, 118T

YSFCFF Enclosed File Cabinets

28 Height

36 Width

L Laminate

L Lock

118 Bright White Laminate

118 Bright White Laminate

E Edge Pull

118T Bright White Paint

Included With

Floorstanding File Cabinets

Levelling glides
File bars

Options

Floorstanding File Cabinets

Finish Options:

(L) = All the same laminate for the exterior case/shelves and door front
(M) = Laminate exterior case/shelves and veneer door front
(V) = All the same veneer for the exterior case/shelves and door front

Lock Options:

To specify an enclosed shelf cabinet without a lock, replace the "L" suffix in the pattern number with an "N".

Door Pull Options:

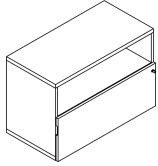
(E) = Edge Pull
(I) = Insert Pull
(O) = Loop Pull

See planning guide page for door pull finish options.

Floorstanding File Cabinets

25", 28", 42", 49", 56" and 67" High

description	w	d	h	pattern no.	list	All Same	Laminate	Laminate	Laminate	All V1	All V2	All V3
						Laminate (L)	Case w/ V1 Fronts (M)	Case w/ V2 Fronts (M)	Case w/ V3 Fronts (M)			
Partially Enclosed File Cabinet (25" high shown)	36"	18 ⁷ / ₈ "	25"	YSFCOF2536()L	\$0.	\$3,700.	\$4,153.	\$4,254.	\$4,444.	\$5,470.	\$6,167.	\$8,019.
	36"	18 ⁷ / ₈ "	28"	YSFCOF2836()L	0.	3,789.	4,253.	4,359.	4,545.	5,622.	6,343.	8,248.



File Cabinet		YSFWB36	618.	0.	0.	0.	0.	0.	0.	0.	0.
Ballast/Counterweight											

Ordering Information	Order Code	Included With	Options
Floorstanding File Cabinets 1. Pattern Number 2. Case Finish 3. Door Finish 4. Pull Type 5. Pull Finish	Floorstanding File Cabinets <i>Example:</i> YSFCFF2836LL, 118, 118, E, 118T <hr/> YSFCFF Enclosed File Cabinets <hr/> 28 Height <hr/> 36 Width <hr/> L Laminate <hr/> L Lock <hr/> 118 Bright White Laminate <hr/> 118 Bright White Laminate <hr/> E Edge Pull <hr/> 118T Bright White Paint	Floorstanding File Cabinets Levelling glides File bars	Floorstanding File Cabinets Finish Options: (L) = All the same laminate for the exterior case/shelves and door front (M) = Laminate exterior case/shelves and veneer door front (V) = All the same veneer for the exterior case/shelves and door front Lock Options: To specify an enclosed shelf cabinet without a lock, replace the "L" suffix in the pattern number with an "N". Door Pull Options: (E) = Edge Pull (I) = Insert Pull (O) = Loop Pull See planning guide page for door pull finish options.

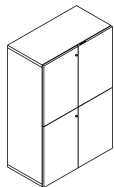
Floorstanding Enclosed Shelf Cabinets

25", 28", 42", 49" and 56" High

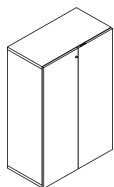
Antenna Workspaces

description	w	d	h	pattern no.	list	All Same	Laminate	Laminate	Laminate	All V1	All V2	All V3
						Laminate (L)	Case w/ V1 Fronts (M)	Case w/ V2 Fronts (M)	Case w/ V3 Fronts (M)			

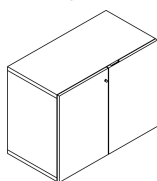
Enclosed Shelf Cabinet with Four Doors	36"	18 ⁷ / ₈ "	56"	YSFC4D5636()L	n/a	\$5,288.	\$5,932.	\$6,082.	\$6,343.	\$9,533.	\$10,749.	\$13,973.
--	-----	----------------------------------	-----	-----------------------	-----	----------	----------	----------	----------	----------	-----------	-----------



Enclosed Shelf Cabinets with Two Doors (56" high shown)	36"	18 ⁷ / ₈ "	25"	YSFC2D2536()L	n/a	3,172.	3,489.	3,646.	3,805.	5,669.	6,523.	8,477.
	36"	18 ⁷ / ₈ "	28"	YSFC2D2836()L	n/a	3,262.	3,584.	3,751.	3,911.	5,823.	6,697.	8,705.
	36"	18 ⁷ / ₈ "	42"	YSFC2D4236()L	n/a	3,700.	4,071.	4,254.	4,444.	6,742.	7,756.	10,081.
	36"	18 ⁷ / ₈ "	49"	YSFC2D4936()L	n/a	4,319.	4,749.	4,968.	5,177.	7,815.	8,992.	11,686.
	36"	18 ⁷ / ₈ "	56"	YSFC2D5636()L	n/a	4,757.	5,230.	5,473.	5,712.	8,581.	9,869.	12,831.



Enclosed Shelf Cabinets with Two Doors and Partially Open Back (28" high shown)	36"	18 ⁷ / ₈ "	25"	YSFC2D02536()	n/a	3,172.	3,489.	3,646.	3,805.	5,669.	6,523.	8,477.
	36"	18 ⁷ / ₈ "	28"	YSFC2D02836()	n/a	3,262.	3,584.	3,751.	3,911.	5,823.	6,697.	8,705.



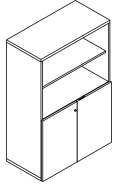
Ordering Information	Order Code	Included With	Options
Enclosed Shelf Cabinets	Enclosed Shelf Cabinets	Enclosed Shelf Cabinets	Enclosed Shelf Cabinets
1. Pattern Number	<i>Example:</i> YSFC2D4936LL, 118,	Shelves	Finish Options:
2. Case/Shelves Finish	118, 118, E, 118T	Levelling glides	(L) = All the same laminate for the exterior case/shelves and door front
3. Door Finish	YSFC Enclosed Shelf Cabinets		(M) = Laminate exterior case/shelves and veneer door front
4. Pull Type	2D Two Doors		(V) = All the same veneer for the exterior case/shelves and door front
5. Pull Finish	49 Height		Lock Options:
	36 Width		To specify an enclosed shelf cabinet without a lock, replace the "L" suffix in the pattern number with an "N".
	L Laminate		Door Pull Options:
	L Lock		(E) = Edge Pull
	118 Bright White Laminate		(I) = Insert Pull
	118 Bright White Laminate		(O) = Loop Pull
	E Edge Pull		See planning guide page for door pull finish options.
	118T Bright White Paint		

Floorstanding Partially Enclosed Shelf Cabinets

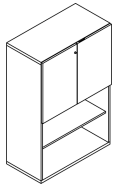
42", 49", 56" and 67" High

Antenna Workspaces

description	w	d	h	pattern no.	All Same	Laminate	Laminate	Laminate	All V1	All V2	All V3
					Laminate	Case w/	Case w/	Case w/			
					(L)	V1 Fronts	V2 Fronts	V3 Fronts	(V)	(V)	(V)
					(M)	(M)	(M)	(M)			
Partially Enclosed Shelf Cabinet with Open Shelves Above and Enclosed Shelves Below	36"	18 ⁷ / ₈ "	56"	YSFCO2D5636()L	\$4,580.	\$5,038.	\$5,268.	\$5,499.	\$8,087.	\$9,305.	\$12,093.



Partially Enclosed Shelf Cabinet with Enclosed Shelves Above and Open Shelves Below	36"	18 ⁷ / ₈ "	56"	YSFC2D05636()L	4,580.	5,038.	5,268.	5,499.	8,087.	9,305.	12,093.
---	-----	----------------------------------	-----	------------------------	--------	--------	--------	--------	--------	--------	---------

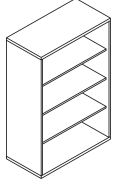


Ordering Information	Order Code	Included With	Options
Partially Enclosed Shelf Cabinets	Partially Enclosed Shelf Cabinets	Partially Enclosed Shelf Cabinets	Partially Enclosed Shelf Cabinets
1. Pattern Number	<i>Example:</i> YSFC2D4936LL, 118,	Shelves	Finish Options:
2. Case/Shelves Finish	118, 118, E, 118T	Levelling glides	(L) = All the same laminate for the exterior case/shelves and door fronts
3. Door Finish	YSFC Enclosed Shelf Cabinets	Partially Enclosed Shelf Cabinet with Drawers	(M) = Laminate exterior case/shelves and veneer door fronts
4. Pull Type	2D Two Doors	Levelling glides	(V) = All the same veneer for the exterior case/shelves and door fronts
5. Pull Finish	49 Height	Filing bars	Lock Options:
	36 Width		To specify a partially enclosed shelf cabinet without a lock, replace the "L" suffix in the pattern number with an "N".
	L Laminate		Door Pull Options:
	L Lock		(E) = Edge Pull
	118 Bright White Laminate		(I) = Insert Pull
	118 Bright White Laminate		(O) = Loop Pull
	E Edge Pull		See planning guide page for door pull finish options.
	118T Bright White Paint		

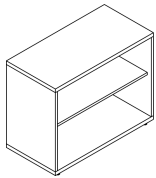
Floorstanding Open Shelf Cabinets

25", 28", 42", 49" and 56" High

description	w	d	h	pattern no.	Laminate (L)	V1 (V)	V2 (V)	V3 (V)
Open Shelf Cabinets (56" high shown)	36"	18"	25"	YSFCOS2536()	\$2,466.	\$4,230.	\$4,862.	\$6,328.
	36"	18"	28"	YSFCOS2836()	2,557.	4,403.	5,067.	6,593.
	36"	18"	42"	YSFCOS4236()	2,996.	5,111.	5,947.	7,638.
	36"	18"	49"	YSFCOS4936()	3,172.	5,639.	6,485.	8,434.
	36"	18"	56"	YSFCOS5636()	3,348.	5,992.	6,889.	8,961.



Open Shelf Cabinets with Partially Open Back (28" high shown)	36"	18"	25"	YSFCOSO2536()	2,466.	4,230.	4,862.	6,328.
	36"	18"	28"	YSFCOSO2836()	2,557.	4,403.	5,067.	6,593.



Ordering Information

Open Shelf Cabinets

1. Pattern Number
2. Case Finish
3. Shelf Finish (Laminate Only)

Order Code

Open Shelf Cabinets

Example: YSFCOS4936L, 118, 118

YSFCOS	Open Shelf Cabinets
49	Height
36	Width
L	Laminate
118	Bright White Laminate
118	Bright White Laminate

Included With

Open Shelf Cabinets
Fixed height shelves
Levelling glides

Options

Open Shelf Cabinets

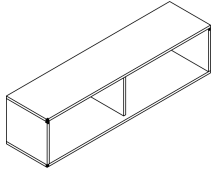
Finish Options:
(L) = Laminate
(V) = Veneer

Wall Mounted Wood Cabinets

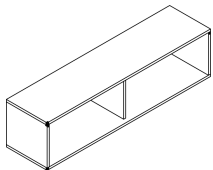
Laminate or Veneer Case

36", 42", 48", 60" or 72" Wide

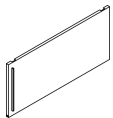
description	w	d	h	pattern no.	All Same Laminate (L)	Different Laminate Case/ Interior (Core Lam.) (L)	Different Laminate Case/ Interior (Accent Lam.) (L)	V1	V2	V3
Wall Mounted Wood Cabinets, Open Front and Enclosed Back	36"	15 1/2"	15"	YSWMO3615()	\$2,143.	\$2,354.	\$3,124.	\$3,124.	\$3,592.	\$4,489.
	42"	15 1/2"	15"	YSWMO4215()	2,222.	2,449.	3,271.	3,271.	3,766.	4,706.
	48"	15 1/2"	15"	YSWMO4815()	2,311.	2,542.	3,423.	3,423.	3,935.	4,919.
	60"	15 1/2"	15"	YSWMO6015()	2,466.	2,711.	3,525.	3,525.	4,050.	5,268.
	72"	15 1/2"	15"	YSWMO7215()	2,643.	2,910.	3,967.	3,967.	4,560.	5,927.



Wall Mounted Wood Cabinets, Sliding Door Cabinet Case	36"	15 1/2"	15"	YSWMS3615()	2,567.	2,825.	3,719.	3,719.	4,278.	5,346.
	42"	15 1/2"	15"	YSWMS4215()	2,653.	2,917.	3,867.	3,867.	4,451.	5,560.
	48"	15 1/2"	15"	YSWMS4815()	2,738.	3,013.	4,015.	4,015.	4,619.	5,775.
	60"	15 1/2"	15"	YSWMS6015()	2,910.	3,197.	4,230.	4,230.	4,757.	5,973.
	72"	15 1/2"	15"	YSWMS7215()	3,084.	3,394.	4,671.	4,671.	5,266.	6,632.



Sliding Door Set for Wall Mounted Wood Cabinets	36"	3/4"	15"	YSSD3615()	866.	n/a	n/a	1,354.	1,557.	1,947.
	42"	3/4"	15"	YSSD4215()	941.	n/a	n/a	1,400.	1,610.	2,011.
	48"	3/4"	15"	YSSD4815()	1,020.	n/a	n/a	1,426.	1,639.	2,050.
	60"	3/4"	15"	YSSD6015()	1,104.	n/a	n/a	1,540.	1,779.	2,315.
	72"	3/4"	15"	YSSD7215()	1,192.	n/a	n/a	1,678.	1,923.	2,504.



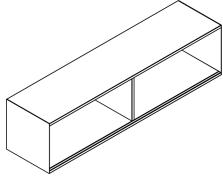
Ordering Information	Order Code	Included With	Options
Wall Mounted Wood Cabinets 1. Pattern Number 2. Exterior Case Finish 3. Interior Case Finish (Laminate only) Sliding Door 1. Pattern Number 2. Door Finish 3. Pull Finish	Wall Mounted Wood Cabinets <i>Example:</i> YSWMO6015L, 118, 118 YSWMO Wall Mounted Wood Cabinets 60 Width 15 Depth L Laminate 118 Bright White Laminate Exterior 118 Bright White Laminate Interior Sliding Doors <i>Example:</i> YSSD6015L, 118, E, 118T YSSD Sliding Door 60 Width 15 Depth L Laminate 118 Bright White Laminate 118T Bright White Paint	Wall Mounted Wood Cabinets Sliding Doors Hardware	Wall Mounted Wood Cabinets Case Finish Options: (L) = All the same or different laminates for the exterior and interior case (V) = All the same veneer for the exterior and interior case Sliding Doors Door Finish Options: (L) = Laminate (V) = Veneer Door pulls are available in Knoll core paints, Dark Red (130) and Slate Blue (131) paint finishes.

Wall Mounted Metal Cabinets

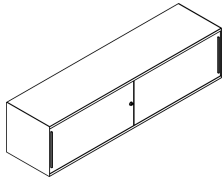
Open and Sliding Doors

36", 42", 48", 60" or 72" Wide

description	w	d	h	pattern no.	P1	P2	P3
Wall Mounted Metal Cabinets, Open Front and Enclosed Back	36"	15"	15"	YSMWMO36	\$1,213.	\$1,333.	\$1,398.
	42"	15"	15"	YSMWMO42	1,270.	1,400.	1,463.
	48"	15"	15"	YSMWMO48	1,348.	1,485.	1,550.
	60"	15"	15"	YSMWMO60	1,736.	1,908.	1,996.
	72"	15"	15"	YSMWMO72	1,896.	2,088.	2,181.



Wall Mounted Metal Cabinets, with Sliding Doors	36"	15"	15"	YSMWMS36L	1,472.	1,619.	1,688.
	42"	15"	15"	YSMWMS42L	1,538.	1,688.	1,764.
	48"	15"	15"	YSMWMS48L	1,623.	1,780.	1,863.
	60"	15"	15"	YSMWMS60L	2,028.	2,223.	2,324.
	72"	15"	15"	YSMWMS72L	2,209.	2,426.	2,530.



Ordering Information

Wall Mounted Metal Cabinets, Open Front

1. Pattern Number
2. Case Finish

Wall Mounted Metal Cabinets with Sliding Door

1. Pattern Number
2. Paint Configuration
3. Case Finish
4. Door Finish
5. Pull Finish

Order Code

Wall Mounted Open Front Metal Cabinets

Example: **YSMWMO60, 118T**

YSMWMO Wall Mounted Metal
Cabinets

60 Width

118T Bright White Paint

Wall Mounted Metal Cabinets with Sliding Door

Example: **YSMWMS60LY, 118T,**
613, 118T

YSMW Wall Mounted Metal
MS Cabinet

60 Width

L Lock

Y Different Paint Finishes

118T Bright White Painted
Case

613 Silver Painted Door

118T Bright White Painted
Pull

Included With

Wall Mounted Metal Cabinets, Open Front

Full width interlocking wall mount
cleats

Wall Mounted Metal Cabinets with Sliding Doors

Full width interlocking wall mount
cleats

Options

Wall Mounted Metal Cabinets, Open Front

Wall Mounted Metal Cabinets with Sliding Doors

Paint Configuration Options:

Add (S) or (Y) at the end of the
pattern number to specify the paint
configuration.

(S) = Same paint finish on case and
sliding door

(Y) = Different paint finish on case
and sliding door

When different paint finishes are
being selected for the case, doors or
pulls, the price is the higher of the
two paint finish grades.

Lock Option:

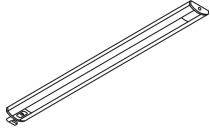
To specify a wall mounted metal
cabinet with sliding doors without a
lock replace the "L" suffix in the
pattern number with an "N".

Pull Finish Options:

Door pulls are available in Knoll
core paints, Dark Red (130) and
Slate Blue (131) paint finishes.

LED Task Lights

for wood and metal overhead storage

description	type	w	d	h	pattern no.	list
	For use with 36" and wider overheads (48 LED's)	31"	2"	1/2"	YL4L31	\$1,293.
	For use with 48" and wider overheads (72 LED's)	44"	2"	1/2"	YL4L44	1,685.
	For use with 66" and wider overheads (96 LED's)	58"	2"	1/2"	YL4L58	2,113.
	For use with 24" and wider overheads (24 LED's)	17"	2"	1/2"	YL4L17	775.

Ordering Information

LED Task Lights

1. Pattern Number

Order Code

LED Task Lights

Example: **YL4L17**

YL4	Task Light
L	LED
17	Width

Included With

LED Task Lights

LED's
Power Supply with 9' cord for 17" and 12' cord for 31", 44" and 58"
Mounting Hardware

Options

LED Task Lights

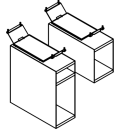
Housings are clear anodized aluminum with white color end-caps.

Power cord is able to attach to either end of fixture.

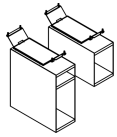
Hybrid Suspended Storage for Telescope Tables

Open

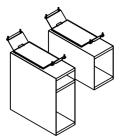
description	type	w	d	h	pattern no.	Open lam	Open V1	Open V2	Open V3
Suspended storage for 24" deep Single-sided Telescope tables	For mounting inside the leg of Table	7"	17"	10"	YNHO1017TS24I() ()	\$1,889.	\$2,255.	\$2,377.	\$2,743.
		7"	17"	18"	YNHO1817TS24I() ()	2,169.	2,779.	2,902.	3,510.



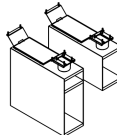
Suspended storage for 27" deep Single-sided Telescope tables	For mounting inside the leg of Table	7"	17"	10"	YNHO1017TS27I() ()	1,889.	2,255.	2,377.	2,743.
		7"	17"	18"	YNHO1817TS27I() ()	2,169.	2,779.	2,902.	3,510.
		7"	20"	10"	YNHO1020TS27I() ()	1,889.	2,255.	2,377.	2,743.
		7"	20"	18"	YNHO1820TS27I() ()	2,169.	2,779.	2,902.	3,510.



Suspended storage for 30" deep Single-sided Telescope tables	For mounting inside the leg of Table	7"	17"	10"	YNHO1017TS30I() ()	1,889.	2,255.	2,377.	2,743.
		7"	17"	18"	YNHO1817TS30I() ()	2,169.	2,779.	2,902.	3,510.
		7"	20"	10"	YNHO1020TS30I() ()	1,889.	2,255.	2,377.	2,743.
		7"	20"	18"	YNHO1820TS30I() ()	2,169.	2,779.	2,902.	3,510.
		7"	23"	10"	YNHO1023TS30I() ()	1,889.	2,255.	2,377.	2,743.
		7"	23"	18"	YNHO1823TS30I() ()	2,169.	2,779.	2,902.	3,510.



Suspended storage for 24" deep Double-sided Telescope tables	For mounting inside the leg of Table	7"	17"	10"	YNHO1017TD24I() ()	1,889.	2,255.	2,377.	2,743.
		7"	17"	18"	YNHO1817TD24I() ()	2,169.	2,779.	2,902.	3,510.

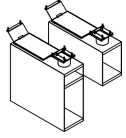


Ordering Information	Order Code	Included With	Options
Suspended storage 1. Pattern Number 2. Case Finish: Laminate or Veneer 3. Side panel finish: Painted	Suspended storage <hr/> <i>Example:</i> YNHO1817TS24I Y Antenna <hr/> NH Hybrid Storage <hr/> O Open <hr/> 18 Height <hr/> 17 Depth <hr/> TS Telescope, Single-sided <hr/> 24 Table Depth <hr/> I Inside Mount <hr/> 118 Laminate Case <hr/> 118 Painted Side panels	Worksurface drill guide.	Suspended Storage Finish Options: (L) = Laminate (V) = Veneer

Hybrid Suspended Storage for Telescope Tables

Open

description	type	w	d	h	pattern no.	Open lam	Open V1	Open V2	Open V3
Suspended storage for 27" deep Double-sided Telescope tables	For mounting inside the leg of Table	7"	20"	10"	YNHO1020TD27I()	\$1,889.	\$2,255.	\$2,377.	\$2,743.
		7"	20"	18"	YNHO1820TD27I()	2,169.	2,779.	2,902.	3,510.
		7"	23"	10"	YNHO1023TD27I()	1,889.	2,255.	2,377.	2,743.
		7"	23"	18"	YNHO1823TD27I()	2,169.	2,779.	2,902.	3,510.



Ordering Information

Suspended storage

1. Pattern Number
2. Case Finish: Laminate or Veneer
3. Side panel finish: Painted

Order Code

Suspended storage

Example: YNHO1817TS24I

Y	Antenna
NH	Hybrid Storage
O	Open
18	Height
17	Depth
TS	Telescope, Single-sided
24	Table Depth
I	Inside Mount
118	Laminate Case
118	Painted Side panels

Included With

Worksurface drill guide.

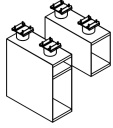
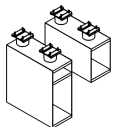
Options

Suspended Storage

Finish Options:
 (L) = Laminate
 (V) = Veneer

Hybrid Suspended Storage for k. bench Tables

Open

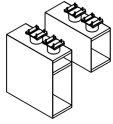
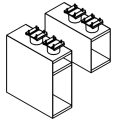
description	type	w	d	h	pattern no.	Open lam	Open V1	Open V2	Open V3
Suspended storage for 24" deep Single-sided k. bench tables	For mounting inside the leg of Table	7"	17"	10"	YNHO1017KS24I()	\$1,646.	\$2,012.	\$2,134.	\$2,499.
		7"	17"	18"	YNHO1817KS24I()	1,889.	2,255.	2,377.	3,230.
									
Suspended storage for 30" deep Single-sided k. bench tables	For mounting inside the leg of Table	7"	20"	10"	YNHO1020KS30I()	1,646.	2,012.	2,134.	2,499.
		7"	20"	18"	YNHO1820KS30I()	1,889.	2,255.	2,377.	3,230.
									
Suspended storage for 24" deep Double-sided k. bench tables	For mounting inside the leg of Table	7"	17"	10"	YNHO1017KD24I()	1,646.	2,012.	2,134.	2,499.
		7"	17"	18"	YNHO1817KD24I()	1,889.	2,255.	2,377.	3,230.
Suspended storage for 30" deep Double-sided k. bench tables	For mounting inside the leg of Table	7"	17"	10"	YNHO1017KD30I()	1,646.	2,012.	2,134.	2,499.
		7"	17"	18"	YNHO1817KD30I()	1,889.	2,255.	2,377.	3,230.
		7"	20"	10"	YNHO1020KD30I()	1,646.	2,012.	2,134.	2,499.
		7"	20"	18"	YNHO1820KD30I()	1,889.	2,255.	2,377.	3,230.

Ordering Information	Order Code	Included With	Options
Suspended storage	Suspended storage	Worksurface drill guide.	Suspended Storage
1. Pattern Number	<i>Example:</i> YNHO1817KS24I		Finish Options:
2. Case Finish: Laminate or Veneer	Y Antenna		(L) = Laminate
3. Side panel finish: Painted	NH Hybrid Storage		(V) = Veneer
	O Open		
	18 Height		
	17 Depth		
	KS k. bench, Single-sided		
	24 Table Depth		
	I Inside Mount		
	118 Laminate Case		
	118 Painted Side panels		

Hybrid Suspended Storage for k. stand Tables

Open

description	type	w	d	h	pattern no.	Open lam	Open V1	Open V2	Open V3
Suspended storage for 24" deep C-Leg of k. stand tables	For mounting inside the leg of Table	7"	17"	10"	YNHO1017KC24I () ()	\$1,646.	\$2,012.	\$2,134.	\$2,499.
		7"	17"	18"	YNHO1817KC24I () ()	1,889.	2,255.	2,377.	3,230.
Suspended storage for 30" deep C-Leg of k. stand tables	For mounting inside the leg of Table	7"	17"	10"	YNHO1017KC30I () ()	1,646.	2,012.	2,134.	2,499.
		7"	17"	18"	YNHO1817KC30I () ()	1,889.	2,255.	2,377.	3,230.
		7"	20"	10"	YNHO1020KC30I () ()	1,646.	2,012.	2,134.	2,499.
		7"	20"	18"	YNHO1820KC30I () ()	1,889.	2,255.	2,377.	3,230.
Suspended storage for 30" deep T-Leg of k. stand tables	For mounting inside the leg of Table	7"	23"	10"	YNHO1023KT30I () ()	1,646.	2,012.	2,134.	2,499.
		7"	23"	18"	YNHO1823KT30I () ()	1,889.	2,255.	2,377.	3,230.
Suspended storage for 36" deep T-Leg of k. stand tables	For mounting inside the leg of Table	7"	17"	10"	YNHO1017KT36I () ()	1,646.	2,012.	2,134.	2,499.
		7"	17"	18"	YNHO1817KT36I () ()	1,889.	2,255.	2,377.	3,230.

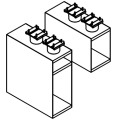
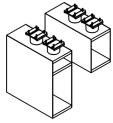


Ordering Information	Order Code	Included With	Options
Suspended storage 1. Pattern Number 2. Case Finish: Laminate or Veneer 3. Side panel finish: Painted	Suspended storage <hr/> <i>Example:</i> YNHO1817KC24I <hr/> Y Antenna <hr/> NH Hybrid Storage <hr/> O Open <hr/> 18 Height <hr/> 17 Depth <hr/> KC k. stand, C-Leg KT=k. stand, T-Leg <hr/> 24 Table Depth <hr/> I Inside Mount <hr/> 118 Laminate Case <hr/> 118 Painted Side panels	Worksurface drill guide.	Suspended Storage Finish Options: (L) = Laminate (V) = Veneer

Hybrid Suspended Storage for Tone Tables

Open

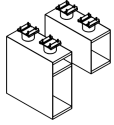
description	type	w	d	h	pattern no.	Open lam	Open V1	Open V2	Open V3
Suspended storage for 24" deep C-Leg Tone tables	For mounting inside the leg of Table	7"	17"	10"	YNHO1017TC24I()	\$1,646.	\$2,012.	\$2,134.	\$2,499.
		7"	17"	18"	YNHO1817TC24I()	1,889.	2,255.	2,377.	3,230.
Suspended storage for 30" deep C-Leg Tone tables	For mounting inside the leg of Table	7"	17"	10"	YNHO1017TC30I()	1,646.	2,012.	2,134.	2,499.
		7"	17"	18"	YNHO1817TC30I()	1,889.	2,255.	2,377.	3,230.
		7"	20"	10"	YNHO1020TC30I()	1,646.	2,012.	2,134.	2,499.
		7"	20"	18"	YNHO1820TC30I()	1,889.	2,255.	2,377.	3,230.
Suspended storage for 30" deep T-Leg Tone tables	For mounting inside the leg of Table	7"	23"	10"	YNHO1023TT30I()	1,646.	2,012.	2,134.	2,499.
		7"	23"	18"	YNHO1823TT30I()	1,889.	2,255.	2,377.	3,230.
Suspended storage for 36" deep T-Leg Tone tables	For mounting inside the leg of Table	7"	17"	10"	YNHO1017TT36I()	1,646.	2,012.	2,134.	2,499.
		7"	23"	18"	YNHO1817TT36I()	1,889.	2,255.	2,377.	3,230.



Ordering Information	Order Code	Included With	Options
Suspended storage 1. Pattern Number 2. Case Finish: Laminate or Veneer 3. Side panel finish: Painted	Suspended storage <hr/> <i>Example:</i> YNHO1817TC24I <hr/> Y Antenna <hr/> NH Hybrid Storage <hr/> O Open <hr/> 18 Height <hr/> 17 Depth <hr/> TC Tone, C-Leg TT=Tone, T-Leg <hr/> 24 Table Depth <hr/> I Inside Mount <hr/> 118 Laminate Case <hr/> 118 Painted Side panels	Worksurface drill guide.	Suspended Storage Finish Options: (L) = Laminate (V) = Veneer

Hybrid Suspended Storage for Direct Mount Open

description	type	w	d	h	pattern no.	Open lam	Open V1	Open V2	Open V3
Universal suspended storage for mounting to worksurfaces	For direct mounting to worksurfaces	7"	17"	10"	YNHO1017DM() ()	\$1,646.	\$2,012.	\$2,134.	\$2,499.
		7"	17"	18"	YNHO1817DM() ()	1,889.	2,255.	2,377.	3,230.
		7"	20"	10"	YNHO1020DM() ()	1,646.	2,012.	2,134.	2,499.
		7"	20"	18"	YNHO1820DM() ()	1,889.	2,255.	2,377.	3,230.
		7"	23"	10"	YNHO1023DM() ()	1,646.	2,012.	2,134.	2,499.
		7"	23"	18"	YNHO1823DM() ()	1,889.	2,255.	2,377.	3,230.



Ordering Information

Suspended storage

1. Pattern Number
2. Case Finish: Laminate or Veneer
3. Side panel finish: Painted

Order Code

Suspended storage

Example: YNHO1817DM

Y	Antenna
NH	Hybrid Storage
O	Open
18	Height
17	Depth
DM	Direct Mount
118	Laminate Case
118	Painted Side panels

Included With

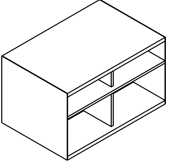
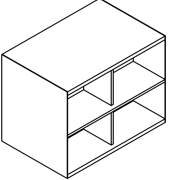
Worksurface drill guide.

Options

Suspended Storage

Finish Options:
(L) = Laminate
(V) = Veneer

Hybrid Dual Sided Low Storage Open

description	w	d	h	pattern no.	Laminate (L)	V1 (V)	V2 (V)	V3 (V)
 Dual Open Cabinet, 22"H	36"	24"	22"	YNFDOS2236() ()	\$3,379.	\$5,212.	\$7,045.	\$12,166.
	42"	24"	22"	YNFDOS2242() ()	3,447.	6,420.	7,325.	13,129.
	30"	24"	22"	YNFDOS2230() ()	2,384.	3,785.	4,229.	7,505.
 Dual Open Cabinet, 28"H	36"	24"	28"	YNFDOS2836() ()	3,524.	6,209.	7,854.	13,464.
	30"	24"	28"	YNFDOS2830() ()	2,501.	3,873.	4,332.	7,858.
	42"	24"	28"	YNFDOS2842() ()	3,584.	6,961.	8,054.	14,446.

Ordering Information

Dual Open Cabinets

1. Pattern Number
2. Case Finish: Laminate or Veneer
3. Side panel finish: Painted

Order Code

Dual Open Cabinets

Example: YNFDOS2230L, 118, 118T

Y	Antenna
NF	Power Beam, Freestanding
DOS	Dual Sided Open Storage
22	Height
30	Width
L	Laminate
118	Bright White Laminate Shelves
118T	Bright White Laminate Side panels

Included With

Options

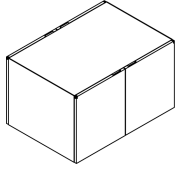
Dual Open Cabinets

Finish Options:
(L) = Laminate
(V) = Veneer

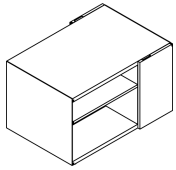
Hybrid Dual Sided Low Storage

Open and Enclosed with Doors, 22" and 28" High

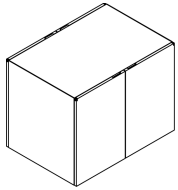
description	w	d	h	pattern no.	Laminate (L)	V1 (V)	V2 (V)	V3 (V)
Dual Sided Hinged Door Cabinet, 22"H	30"	24"	22"	YNFDHD2230() ()	\$5,644.	\$8,978.	\$9,743.	\$14,742.
	36"	24"	22"	YNFDHD2236() ()	5,865.	8,887.	10,045.	15,877.
	42"	24"	22"	YNFDHD2242() ()	5,948.	9,242.	10,441.	17,472.



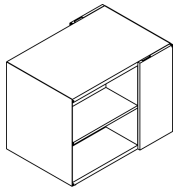
Dual Sided Open with Hinged Door Cabinet, 22"H	36"	24"	22"	YNFDOHD2236() ()	4,226.	5,612.	6,228.	10,490.
	42"	24"	22"	YNFDOHD2242() ()	4,622.	7,082.	7,978.	13,327.



Dual Sided Hinged Door Cabinet, 28"H	30"	24"	28"	YNFDHD2830() ()	5,859.	9,151.	10,286.	16,232.
	36"	24"	28"	YNFDHD2836() ()	6,084.	9,368.	10,607.	17,383.
	42"	24"	28"	YNFDHD2842() ()	6,179.	9,534.	10,923.	19,061.



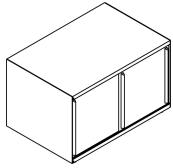
Dual Sided Open with Hinged Door Cabinet, 28"H	36"	24"	28"	YNFDOHD2836() ()	4,609.	6,763.	7,732.	12,970.
	42"	24"	28"	YNFDOHD2842() ()	4,781.	7,490.	8,563.	13,832.



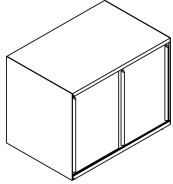
Ordering Information	Order Code	Included With	Options
Dual Sided Hinged Door Cabinets	Dual Sided Hinged Door Cabinets		Dual Open Cabinets
1. Pattern Number	<i>Example:</i> YNFDHD2230L, 118, 118T		Finish Options:
2. Case Finish: Laminate or Veneer	Y Antenna		(L) = Laminate
3. Side panel finish: Painted	NF Power Beam, Freestanding		(V) = Veneer
	DHD Dual Sided Hinge Door		
	22 Height		
	30 Width		
	L Laminate		
	118 Bright White Laminate Shelves		
	118T Bright White Laminate Side panels		

Hybrid Dual Sided Low Storage Sliding Doors, 22" and 28" High

description	w	d	h	pattern no.	Laminate (L)	V1 (V)	V2 (V)	V3 (V)
Dual Sliding Door Cabinet, 22"H	30"	24"	22"	YNFSD2230() () ()	\$3,831.	\$5,294.	\$5,731.	\$9,241.
	36"	24"	22"	YNFSD2236() () ()	4,660.	6,601.	8,265.	13,385.
	42"	24"	22"	YNFSD2242() () ()	4,667.	7,273.	8,545.	14,349.



Dual Sliding Door Cabinet, 28"H	30"	24"	28"	YNFSD2830() () ()	4,573.	5,776.	6,208.	9,934.
	36"	24"	28"	YNFSD2836() () ()	5,134.	7,372.	9,513.	15,396.
	42"	24"	28"	YNFSD2842() () ()	5,256.	7,924.	9,722.	16,426.



Ordering Information

Dual Sided Sliding Door Cabinet

1. Pattern Number
2. Case Finish: Laminate or Veneer
3. Locking Option
4. Paint Finish
5. Pull Option
6. Pull Finish

Order Code

Dual Sided Sliding Door Cabinets

Example: **YNFSD2230LL**

Y	Antenna
NF	Power Beam, Freestanding
D	Dual Sided
SD	Sliding Door
22	Height
30	Width
L	Laminate
L	Locking
118	Bright White Laminate
118T	Bright White Paint
E	Edge Pull
118T	Bright White Paint

Included With

Options

Dual-Sided Sliding Door Cabinets

Finish Options:

(L) = Laminate
(V) = Veneer

Lock Option:

(L) = Locking
(N) = Non-Locking

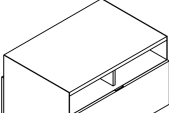
Pull Option:

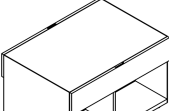
(W) = Wood Pull - \$150 Upcharge for Single Sided Sliding Door Cabinets
(CLR) = Clear Pull
(M) = Metal Pull = All painted Antenna colors and (AA) for Anodized aluminum

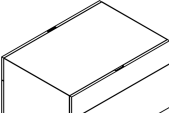
Hybrid Dual Sided Low Storage

Freestanding Dual Sided Storage with Drawers, 22" High

Antenna Workspaces

description	w	d	h	pattern no.	Laminate (L)	V1 (V)	V2 (V)	V3 (V)
	30"	24"	22"	YNFDOD2230 ()()()	\$3,874.	\$6,262.	\$6,796.	\$10,284.
	42"	24"	22"	YNFDOD2242 ()()()	4,085.	6,447.	7,284.	12,188.
	36"	24"	22"	YNFDOD2236 ()()()	4,176.	6,199.	7,007.	11,074.

	30"	24"	22"	YNFDDO2230 ()()()	3,874.	6,262.	6,796.	10,284.
	36"	24"	22"	YNFDDO2236 ()()()	4,176.	6,199.	7,007.	11,074.
	42"	24"	22"	YNFDDO2242 ()()()	4,085.	6,447.	7,284.	12,188.

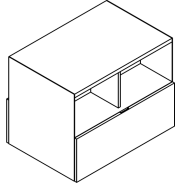
	42"	24"	22"	YNFDDD2242 ()()()	4,797.	7,163.	8,092.	13,540.
	30"	24"	22"	YNFDDD2230 ()()()	4,551.	6,957.	7,551.	11,425.
	36"	24"	22"	YNFDDD2236 ()()()	4,729.	6,888.	7,786.	12,304.

Ordering Information	Order Code	Included With	Options
Dual Sided Cabinets with Drawers 1. Pattern Number 2. Case Finish: Laminate or Veneer 3. Locking Option 4. Paint Finish 5. Pull Option 6. Pull Finish	Dual-Sided Cabinets with Drawers <hr/> <i>Example:</i> YNFDOD2230LL, 118T Y Antenna <hr/> NF Power Beam, Freestanding <hr/> D Dual Sided <hr/> OD Open over Drawer <hr/> 22 Height <hr/> 30 Width <hr/> L Laminate <hr/> L Locking <hr/> 118 Bright White Laminate <hr/> 118T Bright White Paint <hr/> E Edge Pull <hr/> 118T Bright White Paint	Note: Hybrid storage with drawers does not include filing capability.	Dual Sided Sliding Door Cabinets Finish Options: (L) = Laminate (V) = Veneer Lock Option: (L) = Locking (N) = Non-Locking Pull Option: (E) = Edge Pull (I) = Insert Pull (D) = Loop Pull See material and finish matrix for drawer pull finish options.

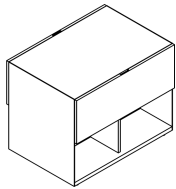
Hybrid Dual Sided Low Storage

Freestanding Dual Sided Storage with Drawers, 28" High

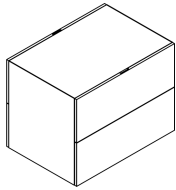
description	w	d	h	pattern no.	Laminate (L)	V1 (V)	V2 (V)	V3 (V)
Dual Sided Open Over Drawer Cabinet, 28"H	30"	24"	28"	YNFDOD2830 ()() ()	\$4,023.	\$6,382.	\$7,173.	\$11,323.
	36"	24"	28"	YNFDOD2836 ()() ()	4,176.	6,533.	7,398.	12,124.
	42"	24"	28"	YNFDOD2842 ()() ()	4,241.	6,650.	7,618.	13,296.



Dual Sided Drawer Over Open Cabinet, 28"H	30"	24"	28"	YNFDDO2830 ()() ()	4,023.	6,382.	7,173.	11,323.
	36"	24"	28"	YNFDDO2836 ()() ()	4,176.	6,533.	7,398.	12,124.
	42"	24"	28"	YNFDDO2842 ()() ()	4,241.	6,650.	7,618.	13,296.



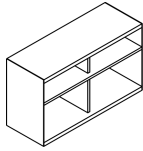
Dual Sided Drawer Over Drawer Cabinet, 28"H	30"	24"	28"	YNFDDD2830 ()() ()	4,725.	7,091.	7,971.	12,581.
	36"	24"	28"	YNFDDD2836 ()() ()	4,905.	7,260.	8,219.	13,471.
	42"	24"	28"	YNFDDD2842 ()() ()	4,982.	7,390.	8,465.	14,773.



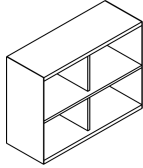
Ordering Information	Order Code	Included With	Options
Dual Sided Cabinets with Drawers 1. Pattern Number 2. Case Finish: Laminate or Veneer 3. Locking Option 4. Paint Finish 5. Pull Option 6. Pull Finish	Dual-Sided Cabinets with Drawers <hr/> <i>Example:</i> YNFDOD2830LL, 118T Y Antenna <hr/> NF Power Beam, Freestanding <hr/> D Dual Sided <hr/> OD Open over Drawer <hr/> 22 Height <hr/> 30 Width <hr/> L Laminate <hr/> L Locking <hr/> 118 Bright White Laminate <hr/> 118T Bright White Paint <hr/> E Edge Pull <hr/> 118T Bright White Paint	Note: Hybrid storage with drawers does not include filing capability.	Dual Sided Sliding Door Cabinets Finish Options: (L) = Laminate (V) = Veneer Lock Option: (L) = Locking (N) = Non-Locking Pull Option: (E) = Edge Pull (I) = Insert Pull (D) = Loop Pull See material and finish matrix for drawer pull finish options.

Hybrid Single-Sided Low Storage Open

description	w	d	h	pattern no.	Laminate (L)	V1 (V)	V2 (V)	V3 (V)
Single-Sided Open Cabinet, 22"H	30"	13.5"	22"	YNFSOS2230() ()	\$1,965.	\$3,409.	\$3,697.	\$5,966.
	36"	13.5"	22"	YNFSOS2236() ()	2,323.	4,242.	4,766.	8,104.
	42"	13.5"	22"	YNFSOS2242() ()	2,372.	4,348.	4,951.	8,775.



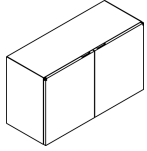
Single-Sided Open Cabinet, 28"H	30"	13.5"	28"	YNFSOS2830() ()	2,046.	3,451.	3,822.	6,534.
	36"	13.5"	28"	YNFSOS2836() ()	2,414.	4,557.	5,118.	8,857.
	42"	13.5"	28"	YNFSOS2842() ()	2,463.	4,659.	5,403.	9,691.



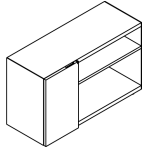
Ordering Information	Order Code	Included With	Options
Dual Open Cabinets	Dual Open Cabinets		Dual Open Cabinets
1. Pattern Number	<i>Example:</i> YNFSOS2230L, 118, 118T		Finish Options:
2. Case Finish: Laminate or Veneer	Y Antenna		(L) = Laminate
3. Side panel finish: Painted	NF Power Beam, Freestanding		(V) = Veneer
	SOS Single-Sided Open Storage		
	22 Height		
	30 Width		
	L Laminate		
	118 Bright White Laminate Shelves		
	118T Bright White Laminate Side panels		

Hybrid Single-Sided Low Storage Open and Enclosed with Doors, 22" High

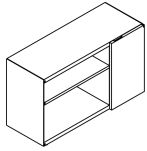
description	w	d	h	pattern no.	Laminate (L)	V1 (V)	V2 (V)	V3 (V)
Single-Sided Hinged Door Cabinet, 22"H	30"	13.5"	22"	YNFSHD2230 () ()	\$4,489.	\$7,760.	\$8,920.	\$13,152.
	36"	13.5"	22"	YNFSHD2236 () ()	4,757.	7,866.	8,929.	13,846.
	42"	13.5"	22"	YNFSHD2242 () ()	4,790.	7,835.	8,947.	14,427.



Single-Sided Open with Hinged Door Left Cabinet, 22"H	36"	13.5"	22"	YNFSOHL2236 () ()	3,457.	5,108.	5,696.	9,397.
	42"	13.5"	22"	YNFSOHL2242 () ()	3,457.	5,585.	6,322.	9,998.



Single-Sided Open with Hinged Door Right Cabinet, 22"H	36"	13.5"	22"	YNFSOHR2236 () ()	3,457.	5,108.	5,696.	9,397.
	42"	13.5"	22"	YNFSOHR2242 () ()	3,457.	5,585.	6,322.	9,998.

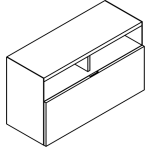


Ordering Information	Order Code	Included With	Options
Dual Open Cabinets	Dual Open Cabinets		Dual Open Cabinets
1. Pattern Number	<i>Example:</i> YNFSOS2230L, 118, 118T		Finish Options:
2. Case Finish: Laminate or Veneer	Y Antenna		(L) = Laminate
3. Side panel finish: Painted	NF Power Beam, Freestanding		(V) = Veneer
	SOS Single-Sided Open Storage		
	22 Height		
	30 Width		
	L Laminate		
	118 Bright White Laminate Shelves		
	118T Bright White Laminate Side panels		

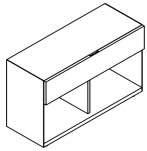
Hybrid Single-Sided Low Storage

Freestanding Single-Sided Storage with Drawers, 22" High

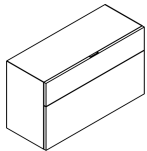
description	w	d	h	pattern no.	Laminate (L)	V1 (V)	V2 (V)	V3 (V)
Single-Sided Open Over Drawer Cabinet, 22"H	30"	13.5"	22"	YNFSOD2230()()	\$2,934.	\$5,278.	\$6,066.	\$8,943.
	36"	13.5"	22"	YNFSOD2236()()	3,109.	5,350.	6,072.	9,414.
	42"	13.5"	22"	YNFSOD2242()()	3,129.	5,327.	6,083.	9,811.



Single-Sided Drawer Over Open Cabinet, 22"H	30"	13.5"	22"	YNFSDO2230()()	2,934.	5,278.	6,066.	8,943.
	36"	13.5"	22"	YNFSDO2236()()	3,109.	5,350.	6,072.	9,414.
	42"	13.5"	22"	YNFSDO2242()()	3,129.	5,327.	6,083.	9,811.



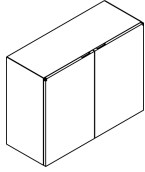
Single-Sided Drawer Over Drawer Cabinet, 22"H	30"	13.5"	22"	YNFSDD2230()()	3,817.	6,596.	7,581.	11,179.
	36"	13.5"	22"	YNFSDD2236()()	4,044.	6,687.	7,590.	11,768.
	42"	13.5"	22"	YNFSDD2242()()	4,071.	6,661.	7,606.	12,263.



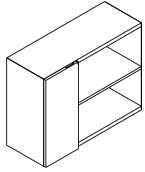
Ordering Information	Order Code	Included With	Options
Single Sided Cabinets with Drawers 1. Pattern Number 2. Case Finish: Laminate or Veneer 3. Locking Option 4. Paint Finish 5. Pull Option 6. Pull Finish	Single Sided Cabinets with Drawers <hr/> <i>Example:</i> YNFSDD2230LL <hr/> Y Antenna <hr/> NF Power Beam, Freestanding <hr/> S Single-Sided <hr/> DD Drawer over Drawer <hr/> 22 Height <hr/> 30 Width <hr/> L Laminate <hr/> L Locking <hr/> 118 Bright White Laminate <hr/> 118T Bright White Paint <hr/> E Edge Pull <hr/> 118T Bright White Paint	Note: Hybrid storage with drawers does not include filing capability.	Single Sided Cabinets with Drawers <hr/> Finish Options: (L) = Laminate (V) = Veneer <hr/> Lock Option: (L) = Locking (N) = Non-Locking <hr/> Pull Option: (E) = Edge Pull (I) = Insert Pull (D) = Loop Pull <hr/> See material and finish matrix for drawer pull finish options.

Hybrid Single-Sided Low Storage Open and Enclosed with Doors, 28" High

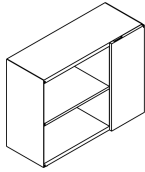
description	w	d	h	pattern no.	Laminate (L)	V1 (V)	V2 (V)	V3 (V)
Single-Sided Hinged Door Cabinet, 28"H	30"	13.5"	28"	YNFSDH2830() ()	\$4,812.	\$7,956.	\$9,036.	\$14,418.
	36"	13.5"	28"	YNFSDH2836() ()	4,781.	8,009.	9,220.	14,782.
	42"	13.5"	28"	YNFSDH2842() ()	4,849.	8,143.	9,389.	16,457.



Single-Sided Open with Hinged Door Left Cabinet, 28"H	36"	13.5"	28"	YNFSOHL2836() ()	3,559.	5,666.	6,294.	9,956.
	42"	13.5"	28"	YNFSOHL2842() ()	3,559.	5,715.	6,495.	10,641.



Single-Sided Open with Hinged Door Right Cabinet, 28"H	36"	13.5"	28"	YNFSOHR2836() ()	3,559.	5,666.	6,294.	9,956.
	42"	13.5"	28"	YNFSOHR2842() ()	3,559.	5,715.	6,495.	10,641.

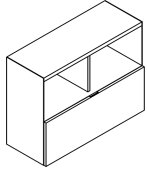


Ordering Information	Order Code	Included With	Options
Single Sided Cabinets with Drawers 1. Pattern Number 2. Case Finish: Laminate or Veneer 3. Locking Option 4. Paint Finish 5. Pull Option 6. Pull Finish	Single Sided Cabinets with Drawers <hr/> <i>Example:</i> YNFSDD2830LL <hr/> Y Antenna <hr/> NF Power Beam, Freestanding <hr/> S Single-Sided <hr/> DD Drawer over Drawer <hr/> 28 Height <hr/> 30 Width <hr/> L Laminate <hr/> L Locking <hr/> 118 Bright White Laminate <hr/> 118T Bright White Paint <hr/> E Edge Pull <hr/> 118T Bright White Paint		Single Sided Cabinets with Drawers Finish Options: (L) = Laminate (V) = Veneer Lock Option: (L) = Locking (N) = Non-Locking Pull Option: (E) = Edge Pull (I) = Insert Pull (D) = Loop Pull See material and finish matrix for drawer pull finish options.

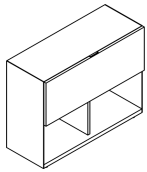
Hybrid Single-Sided Low Storage

Freestanding Single-Sided Storage with Drawers, 28" High

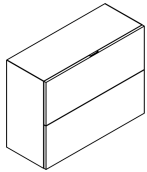
description	w	d	h	pattern no.	list	Laminate (L)	V1 (V)	V2 (V)	V3 (V)
Single-Sided Open Over Drawer Cabinet, 28"H	30"	13.5"	28"	YNFSOD2830() () ()		\$3,144.	\$5,411.	\$6,145.	\$9,804.
	36"	13.5"	28"	YNFSOD2836() () ()		3,124.	5,447.	6,270.	10,052.
	42"	13.5"	28"	YNFSOD2842() () ()		3,168.	5,536.	6,386.	11,192.



Single-Sided Drawer Over Open Cabinet, 28"H	30"	13.5"	28"	YNFSOD2830() () ()		3,144.	5,411.	6,145.	9,804.
	36"	13.5"	28"	YNFSOD2836() () ()		3,124.	5,447.	6,270.	10,052.
	42"	13.5"	28"	YNFSOD2842() () ()		3,168.	5,536.	6,386.	11,192.



Single-Sided Drawer Over Drawer Cabinet, 28"H	30"	13.5"	28"	YNFSDD2830() () ()		4,090.	6,762.	7,681.	12,254.
	36"	13.5"	28"	YNFSDD2836() () ()		4,063.	6,809.	7,836.	12,564.
	42"	13.5"	28"	YNFSDD2842() () ()		4,120.	6,922.	7,983.	13,989.

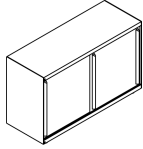


Ballast/Counterweight kit				YNFCWKIT1	287.	0.	0.	0.	0.
				YNFCWKIT2	573.	0.	0.	0.	0.

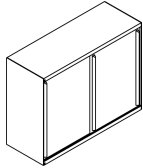
Ordering Information	Order Code	Application Information	Options
Single Sided Cabinets with Drawers 1. Pattern Number 2. Case Finish: Laminate or Veneer 3. Locking Option 4. Paint Finish 5. Pull Option 6. Pull Finish	Single Sided Cabinets with Drawers Example: YNFSDD2830LL Y Antenna NF Power Beam, Freestanding S Single-Sided DD Drawer over Drawer 28 Height 30 Width L Laminate L Locking 118 Bright White Laminate 118T Bright White Paint E Edge Pull 118T Bright White Paint	YNFCWKIT1 - for use with YNFSDD28 YNFCWKIT2 - for use with YNFSOD28 Note: Hybrid storage with drawers does not include filing capability.	Single Sided Cabinets with Drawers Finish Options: (L) = Laminate (V) = Veneer Lock Option: (L) = Locking (N) = Non-Locking Pull Option: (E) = Edge Pull (I) = Insert Pull (D) = Loop Pull See material and finish matrix for drawer pull finish options.

Hybrid Single-Sided Low Storage Sliding Doors, 22" and 28" High

description	w	d	h	pattern no.	Laminate (L)	V1 (V)	V2 (V)	V3 (V)
Single-Sided Sliding Door Cabinet, 22"H	30"	13.5"	22"	YNFSSD2230 () () ()	\$3,434.	\$4,868.	\$5,220.	\$7,755.
	36"	13.5"	22"	YNFSSD2236 () () ()	3,806.	5,787.	6,223.	9,537.
	42"	13.5"	22"	YNFSSD2242 () () ()	3,923.	6,353.	7,099.	10,897.



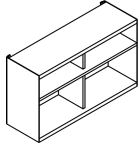
Single-Sided Sliding Door Cabinet, 28"H	30"	13.5"	28"	YNFSSD2830 () () ()	3,489.	5,002.	5,375.	8,168.
	36"	13.5"	28"	YNFSSD2836 () () ()	4,042.	6,117.	6,572.	10,289.
	42"	13.5"	28"	YNFSSD2842 () () ()	4,080.	6,496.	7,721.	11,956.



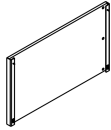
Ordering Information	Order Code	Included With	Options
Single Sided Sliding Door Cabinet 1. Pattern Number 2. Case Finish: Laminate or Veneer 3. Locking Option 4. Paint Option 5. Pull Option 6. Pull Finish	Single Sided Sliding Door Cabinets <hr/> <i>Example:</i> YNFSSD2230LL, 118T <hr/> Y Antenna <hr/> NF Power Beam, Freestanding <hr/> SSD Single Sided Sliding Door <hr/> 22 Height <hr/> 30 Width <hr/> L Laminate <hr/> L Locking <hr/> 118 Bright White Laminate Shelves <hr/> 118T Bright White Laminate Side panels		Single Sided Sliding Door Cabinets Finish Options: (L) = Laminate (V) = Veneer Lock Option: (L) = Locking (N) = Non-Locking Pull Option: (W) = Wood Pull - \$150 Upcharge for Single Sided Sliding Door Cabinets (CLR) = Clear Pull (M) = Metal Pull = All painted Antenna colors and (AA) for Anodized aluminum

Hybrid Tech-back Low Storage Open, 22" High

description	w	d	h	pattern no.	Laminate (L)	V1 (V)	V2 (V)	V3 (V)
Single-Sided Tech-Back Open Cabinet, 22"H	30"	12"	22"	YNFTOS2230() ()	\$1,965.	\$3,409.	\$3,697.	\$5,966.
	36"	12"	22"	YNFTOS2236() ()	2,323.	4,242.	4,766.	8,104.
	42"	12"	22"	YNFTOS2242() ()	2,372.	4,348.	4,951.	8,775.



description	w	d	h	pattern no.	Laminate (L)	V1 (V)	V2 (V)	V3 (V)
Back Panel for Tech Enclosure, 22"H	30"	1.5"	22"	YNFTBP2230()	1,070.	1,508.	1,632.	2,530.
	36"	1.5"	22"	YNFTBP2236()	1,084.	1,496.	1,688.	2,752.
	42"	1.5"	22"	YNFTBP2242()	1,107.	1,609.	1,775.	2,982.



Ordering Information

Dual Open Cabinets

1. Pattern Number
2. Case Finish: Laminate or Veneer
3. Side panel finish: Painted

Order Code

Dual Open Cabinets

Example: YNFTOS2230L, 118, 118T

Y	Antenna
NF	Power Beam, Freestanding
TOS	Tech-Back Open Storage
22	Height
30	Width
L	Laminate
118	Bright White Laminate Shelves
118T	Bright White Laminate Side panels

Included With

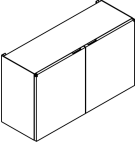
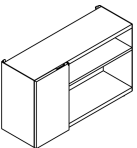
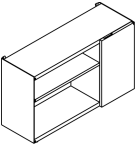
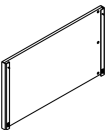
Options

Dual Open Cabinets

Finish Options:
(L) = Laminate
(V) = Veneer

Hybrid Tech-back Low Storage

Open and Enclosed with Doors, 22" High

description	w	d	h	pattern no.	Laminate (L)	V1 (V)	V2 (V)	V3 (V)
 Single-Sided Tech-Back Hinged Door Cabinet, 22"H	30"	12"	22"	YNFTHD2230() ()	\$4,489.	\$7,760.	\$8,920.	\$13,152.
	42"	12"	22"	YNFTHD2242() ()	4,790.	7,835.	8,947.	14,427.
	36"	12"	22"	YNFTHD2236() ()	4,757.	7,866.	8,929.	13,846.
 Single-Sided Tech-Back with Hinged Door Left Cabinet, 22"H	36"	12"	22"	YNFTOHL2236() ()	3,457.	5,108.	5,696.	9,397.
	42"	12"	22"	YNFTOHL2242() ()	3,457.	5,585.	6,322.	9,998.
 Single-Sided Tech-Back with Hinged Door Right Cabinet, 22"H	42"	12"	22"	YNFTOHR2242() ()	3,457.	5,585.	6,322.	9,998.
	36"	12"	22"	YNFTOHR2236() ()	3,457.	5,108.	5,696.	9,397.
 Back Panel for Tech Enclosure, 22"H	30"	1.5"	22"	YNFTBP2230()	1,070.	1,508.	1,632.	2,530.
	36"	1.5"	22"	YNFTBP2236()	1,084.	1,496.	1,688.	2,752.
	42"	1.5"	22"	YNFTBP2242()	1,107.	1,609.	1,775.	2,982.

Ordering Information

Dual Open Cabinets

1. Pattern Number
2. Case Finish: Laminate or Veneer
3. Side panel finish: Painted

Order Code

Hybrid Tech-back Low Cabinets

Example: YNFTOD2230L, 118, 118T

Y	Antenna
NF	Power Beam, Freestanding
TOD	Tech-Back Open Storage
22	Height
30	Width
L	Laminate
118	Bright White Laminate Shelves
118T	Bright White Laminate Side panels

Included With

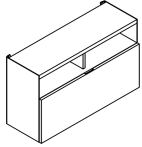
Options

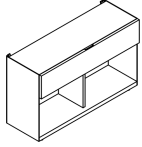
Dual Open Cabinets

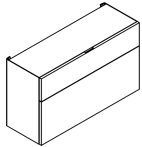
Finish Options:
 (L) = Laminate
 (V) = Veneer

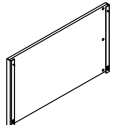
Hybrid Tech-back Low Storage

Freestanding Tech-Back Storage with Drawers, 22" High

description	w	d	h	pattern no.	Laminate (L)	V1 (V)	V2 (V)	V3 (V)
 Single-Sided Open over Drawer Cabinet, 22"H	30"	12"	22"	YNFTOD2230() () ()	\$2,934.	\$5,278.	\$6,066.	\$8,943.
	36"	12"	22"	YNFTOD2236() () ()	3,109.	5,350.	6,072.	9,414.
	42"	12"	22"	YNFTOD2242() () ()	3,129.	5,327.	6,083.	9,811.

 Single-Sided Drawer over Open Cabinet, 22"H	30"	12"	22"	YNFTDO2230() () ()	2,934.	5,278.	6,066.	8,943.
	36"	12"	22"	YNFTDO2236() () ()	3,109.	5,350.	6,072.	9,414.
	42"	12"	22"	YNFTDO2242() () ()	3,129.	5,327.	6,083.	9,811.

 Single-Sided Drawer over Drawer Cabinet, 22"H	30"	12"	22"	YNFTDD2230() () ()	3,817.	6,596.	7,581.	11,179.
	36"	12"	22"	YNFTDD2236() () ()	4,044.	6,687.	7,590.	11,768.
	42"	12"	22"	YNFTDD2242() () ()	4,071.	6,661.	7,606.	12,263.

 Back Panel for Tech Enclosure, 22"H	30"	1.5"	22"	YNFTBP2230()	1,070.	1,508.	1,632.	2,530.
	36"	1.5"	22"	YNFTBP2236()	1,084.	1,496.	1,688.	2,752.
	42"	1.5"	22"	YNFTBP2242()	1,107.	1,609.	1,775.	2,982.

Ordering Information

Single-sided Cabinets with Drawers and Tech Back

1. Pattern Number
2. Case Finish: Laminate or Veneer
3. Paint Finish
4. Pull Option
5. Pull Finish

Order Code

Single-Sided Cabinets with Drawers and Tech Back

Example: **YNFTOD2230LL**

Y	Antenna
NF	Power Beam, Freestanding
T	Single-Sided with Tech Back
OD	Open over Drawer
22	Height
30	Width
L	Laminate
L	Locking
114	Folkstone Grey Laminate
111T	Jet Black Paint
E	Edge Pull
111T	Jet Black Paint

Included With

Note: Hybrid storage with drawers does not include filing capability.

Options

Single-Sided Cabinets with Drawers and Tech Back

Finish Options:

(L) = Laminate
(V) = Veneer

Lock Option:

(L) = Locking
(N) = Non-Locking

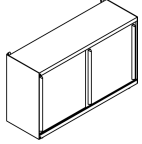
Pull Option:

(E) = Edge Pull
(I) = Insert Pull
(D) = Loop Pull

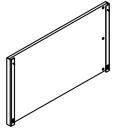
See material and finish matrix for drawer pull finish options.

Hybrid Tech-back Low Storage Sliding Doors, 22" High

description	w	d	h	pattern no.	Laminate (L)	V1 (V)	V2 (V)	V3 (V)
Single-Sided Tech-Back Sliding Door Cabinet, 22"H	30"	12"	22"	YNFTSD2230()() ()	\$3,434.	\$4,868.	\$5,220.	\$7,755.
	36"	12"	22"	YNFTSD2236()() ()	3,806.	5,787.	6,223.	9,537.
	42"	12"	22"	YNFTSD2242()() ()	3,923.	6,353.	7,099.	10,897.



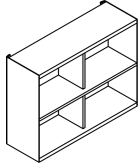
description	w	d	h	pattern no.	Laminate (L)	V1 (V)	V2 (V)	V3 (V)
Back Panel for Tech Enclosure, 22"H	30"	1.5"	22"	YNFTBP2230()	1,070.	1,508.	1,632.	2,530.
	36"	1.5"	22"	YNFTBP2236()	1,084.	1,496.	1,688.	2,752.
	42"	1.5"	22"	YNFTBP2242()	1,107.	1,609.	1,775.	2,982.



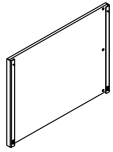
Ordering Information	Order Code	Included With	Options
Tech-back Sliding Door Cabinet	Tech-back Sliding Door Cabinets		Single Sided Sliding Door Cabinets
1. Pattern Number	<i>Example:</i> YNFTSD2230LL, 118T		Finish Options:
2. Case Finish: Laminate or Veneer	Y Antenna		(L) = Laminate
3. Locking Option	NF Power Beam,		(V) = Veneer
4. Paint Option	Freestanding		Lock Option:
5. Pull Option	TSD Tech-back Sliding Door		(L) = Locking
6. Pull Finish	22 Height		(N) = Non-Locking
	30 Width		Pull Option:
	L Laminate		(W) = Wood Pull - \$150 Upcharge
	L Locking		for Tech-back Sliding Door Cabinets
	118 Bright White Laminate Shelves		(CLR) = Clear Pull
	118T Bright White Laminate Side panels		(M) = Metal Pull = All painted
			Antenna colors and (AA) for Anodized aluminum

Hybrid Tech-back Low Storage Open, 28" High

description	w	d	h	pattern no.	Laminate (L)	V1 (V)	V2 (V)	V3 (V)
Single-Sided Tech-Back Open Cabinet, 28"H	30"	12"	28"	YNFTOS2830()	\$2,046.	\$3,451.	\$3,822.	\$6,534.
	36"	12"	28"	YNFTOS2836()	2,414.	4,557.	5,118.	8,857.
	42"	12"	28"	YNFTOS2842()	2,463.	4,659.	5,403.	9,691.



description	w	d	h	pattern no.	Laminate (L)	V1 (V)	V2 (V)	V3 (V)
Back Panel for Tech Enclosure, 28"H	30"	1.5"	28"	YNFTBP2830()	1,134.	1,554.	1,692.	2,807.
	36"	1.5"	28"	YNFTBP2836()	1,122.	1,627.	1,803.	3,128.
	42"	1.5"	28"	YNFTBP2842()	1,134.	1,661.	1,851.	3,389.



Ordering Information

Dual Open Cabinets

1. Pattern Number
2. Case Finish: Laminate or Veneer
3. Side panel finish: Painted

Order Code

Dual Open Cabinets

Example: YNFTOS2830L, 118, 118T

Y	Antenna
NF	Power Beam, Freestanding
TOS	Tech-Back Open Storage
28	Height
30	Width
L	Laminate
118	Bright White Laminate Shelves
118T	Bright White Laminate Side panels

Included With

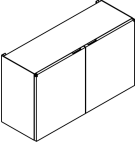
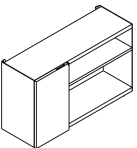
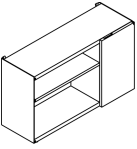
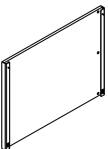
Options

Dual Open Cabinets

Finish Options:
(L) = Laminate
(V) = Veneer

Hybrid Tech-back Low Storage

Open and Enclosed with Doors, 28" High

description	w	d	h	pattern no.	Laminate (L)	V1 (V)	V2 (V)	V3 (V)
 Single-Sided Tech-Back Hinged Door Cabinet, 28"H	42"	12"	28"	YNFTHD2842 () ()	\$4,849.	\$8,143.	\$9,389.	\$16,457.
	30"	12"	28"	YNFTHD2830 () ()	4,812.	7,956.	9,036.	14,418.
	36"	12"	28"	YNFTHD2836 () ()	4,781.	8,009.	9,220.	14,782.
 Single-Sided Tech-Back with Hinged Door Left Cabinet, 28"H	42"	12"	28"	YNFTOHL2842 () ()	3,559.	5,715.	6,495.	10,641.
	36"	12"	28"	YNFTOHL2836 () ()	3,559.	5,666.	6,294.	9,956.
 Single-Sided Tech-Back with Hinged Door Right Cabinet, 28"H	36"	12"	28"	YNFTOHR2836 () ()	3,559.	5,666.	6,294.	9,956.
	42"	12"	28"	YNFTOHR2842 () ()	3,559.	5,715.	6,495.	10,641.
 Back Panel for Tech Enclosure, 28"H	30"	1.5"	28"	YNFTBP2830 ()	1,134.	1,554.	1,692.	2,807.
	42"	1.5"	28"	YNFTBP2842 ()	1,134.	1,661.	1,851.	3,389.
	36"	1.5"	28"	YNFTBP2836 ()	1,122.	1,627.	1,803.	3,128.

Ordering Information

Dual Open Cabinets

1. Pattern Number
2. Case Finish: Laminate or Veneer
3. Side panel finish: Painted

Order Code

Hybrid Tech-back Low Cabinets

Example: YNFTOD2830L, 118, 118T

Y	Antenna
NF	Power Beam, Freestanding
TOD	Tech-Back Open Storage
28	Height
30	Width
L	Laminate
118	Bright White Laminate Shelves
118T	Bright White Laminate Side panels

Included With

Options

Dual Open Cabinets

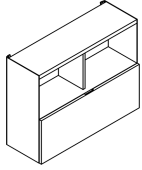
Finish Options:

- (L) = Laminate
(V) = Veneer

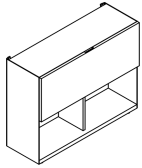
Hybrid Tech-back Low Storage

Freestanding Tech-Back Storage with Drawers, 28" High

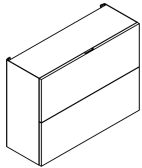
description	w	d	h	pattern no.	list	Laminate (L)	V1 (V)	V2 (V)	V3 (V)
Single-Sided Open over Drawer Cabinet, 28"H	30"	12"	28"	YNFTOD2830() () ()		\$3,849.	\$6,364.	\$7,229.	\$11,533.
	36"	12"	28"	YNFTOD2836() () ()		3,825.	6,408.	7,376.	11,825.
	42"	12"	28"	YNFTOD2842() () ()		3,879.	6,514.	7,512.	13,166.



Single-Sided Drawer over Open Cabinet, 28"H	30"	12"	28"	YNFTDO2830() () ()		3,849.	6,364.	7,229.	11,533.
	36"	12"	28"	YNFTDO2836() () ()		3,825.	6,408.	7,376.	11,825.
	42"	12"	28"	YNFTDO2842() () ()		3,879.	6,514.	7,512.	13,166.



Single-Sided Drawer over Drawer Cabinet, 28"H	30"	12"	28"	YNFTDD2830() () ()		4,812.	7,956.	9,036.	14,418.
	36"	12"	28"	YNFTDD2836() () ()		4,781.	8,009.	9,220.	14,782.
	42"	12"	28"	YNFTDD2842() () ()		4,849.	8,143.	9,389.	16,457.



Ballast/Counterweight kit				YNFCWKIT1	287.	0.	0.	0.	0.
				YNFCWKIT2	573.	0.	0.	0.	0.

Ordering Information

Single-sided Cabinets with Drawers and Tech Back

1. Pattern Number
2. Case Finish: Laminate or Veneer
3. Paint Finish
4. Pull Option
5. Pull Finish

Order Code

Single-Sided Cabinets with Drawers and Tech Back

Example: **YNFTOD2230LL**

Y	Antenna
NF	Power Beam, Freestanding
T	Single-Sided with Tech Back
OD	Open over Drawer
22	Height
30	Width
L	Laminate
L	Locking
114	Folkstone Grey Laminate
111T	Jet Black Paint
E	Edge Pull
111T	Jet Black Paint

Application Information

YNFCWKIT1 - for use with YNFTDD28
YNFCWKIT2 - for use with YNFTDO28

Note: Hybrid storage with drawers does not include filing capability.

Options

Single-Sided Cabinets with Drawers and Tech Back

Finish Options:

(L) = Laminate
(V) = Veneer

Lock Option:

(L) = Locking
(N) = Non-Locking

Pull Option:

(E) = Edge Pull
(I) = Insert Pull
(D) = Loop Pull

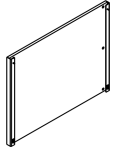
See material and finish matrix for drawer pull finish options.

Hybrid Tech-back Low Storage

Freestanding Tech-Back Storage with Drawers, 28" High

Antenna Workspaces

description	w	d	h	pattern no.	list	Laminate (L)	V1 (V)	V2 (V)	V3 (V)
Back Panel for Tech Enclosure, 28"H	30"	1.5"	28"	YNFTBP2830()		\$1,134.	\$1,554.	\$1,692.	\$2,807.
	36"	1.5"	28"	YNFTBP2836()		1,122.	1,627.	1,803.	3,128.
	42"	1.5"	28"	YNFTBP2842()		1,134.	1,661.	1,851.	3,389.



Ordering Information

Single-sided Cabinets with Drawers and Tech Back

1. Pattern Number
2. Case Finish: Laminate or Veneer
3. Paint Finish
4. Pull Option
5. Pull Finish

Order Code

Single-Sided Cabinets with Drawers and Tech Back

Example: **YNFTOD2230LL**

Y	Antenna
NF	Power Beam, Freestanding
T	Single-Sided with Tech Back
OD	Open over Drawer
22	Height
30	Width
L	Laminate
L	Locking
114	Folkstone Grey Laminate
111T	Jet Black Paint
E	Edge Pull
111T	Jet Black Paint

Application Information

YNFCWKIT1 - for use with YNFTDD28
YNFCWKIT2 - for use with YNFTDO28

Note: Hybrid storage with drawers does not include filing capability.

Options

Single-Sided Cabinets with Drawers and Tech Back

Finish Options:

(L) = Laminate
(V) = Veneer

Lock Option:

(L) = Locking
(N) = Non-Locking

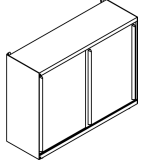
Pull Option:

(E) = Edge Pull
(I) = Insert Pull
(D) = Loop Pull

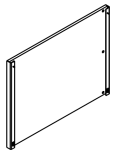
See material and finish matrix for drawer pull finish options.

Hybrid Tech-back Low Storage Sliding Doors, 28" High

description	w	d	h	pattern no.	Laminate (L)	V1 (V)	V2 (V)	V3 (V)
Single-Sided Tech-Back Sliding Door Cabinet, 28"H	30"	12"	28"	YNFTSD2830()()	\$3,489.	\$5,002.	\$5,375.	\$8,168.
	36"	12"	28"	YNFTSD2836()()	4,042.	6,117.	6,572.	10,289.
	42"	12"	28"	YNFTSD2842()()	4,080.	6,496.	7,721.	11,956.



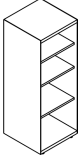
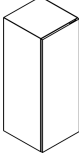



description	w	d	h	pattern no.	Laminate (L)	V1 (V)	V2 (V)	V3 (V)
Back Panel for Tech Enclosure, 28"H	30"	1.5"	28"	YNFTBP2830()	1,134.	1,554.	1,692.	2,807.
	36"	1.5"	28"	YNFTBP2836()	1,122.	1,627.	1,803.	3,128.
	42"	1.5"	28"	YNFTBP2842()	1,134.	1,661.	1,851.	3,389.



Ordering Information	Order Code	Included With	Options
Tech-back Sliding Door Cabinet 1. Pattern Number 2. Case Finish: Laminate or Veneer 3. Locking Option 4. Paint Option 5. Pull Option 6. Pull Finish	Tech-back Sliding Door Cabinets <i>Example:</i> YNFTSD2830LL, 118T Y Antenna NF Power Beam, Freestanding TSD Tech-back Sliding Door 28 Height 30 Width L Laminate L Locking 118 Bright White Laminate Shelves 118T Bright White Laminate Side panels		Single Sided Sliding Door Cabinets Finish Options: (L) = Laminate (V) = Veneer Lock Option: (L) = Locking (N) = Non-Locking Pull Option: (W) = Wood Pull - \$150 Upcharge for Tech-back Sliding Door Cabinets (CLR) = Clear Pull (M) = Metal Pull = All painted Antenna colors and (AA) for Anodized aluminum






Hybrid Tall Cabinets

Open and Hinged Door, 49" High

description	w	d	h	pattern no.	Laminate (L)	V1 (V)	V2 (V)	V3 (V)	list
Cabinet, Open with shelves, 49"H	18"	18"	49"	YNFCOS4918() ()	\$2,561.	\$4,725.	\$5,486.	\$8,899.	
									
Cabinet, Hinged Door Left, 49"H	18"	18"	49"	YNFCHSL4918N() ()	3,901.	6,827.	8,045.	13,409.	
									
Cabinet, Hinged Door Right, 49"H	18"	18"	49"	YNFCHSR4918N() ()	3,901.	6,827.	8,045.	13,409.	
									
Coat Hook	7/8"	1 1/2"	2 1/3"	YNCH					70.
									
Tall Cabinet Alignment Kit	6"	1"	1/10"	YNFAS					92.
									
				For ganging adjacent tall cabinets					

Ordering Information	Order Code	Included With	Options
Open Cabinet	Open Cabinets	Open Cabinet	Open Cabinet
1. Pattern Number	<i>Example:</i> YNFCOS4918 , L, 118,	3 Shelves	Finish Options:
2. Laminate or Veneer Finish	118T	Hinged Door Cabinet	(L) = Laminate
3. Locking	Y Antenna	3 Shelves	(V) = Veneer
4. Paint Finish	NF Power Beam, Freestanding	Coat hook (Defaults black)	Hinged Door Cabinet
	COS Cabinet with open shelf	Soft closing hinges	Replace (N) with (L) for locking.
	49 Height		Specify Pull Option:
	18 Width		(E) = Edge pull
	L Laminate		(I) = Insert pull
	118 Bright White Laminate		(O) = Loop pull
	118T Bright White Laminate Paint		(TL) = Touch Latch or no pull
			Standalone Coat Hook
			Knoll Core Paint finishes and Antenna accent colors Dark Red and Slate Blue.

Beam to Storage Attachment Kit and Hybrid Storage Alignment Kits

description	type	w	d	h	pattern no.	list
 Beam to Storage Attachment Kit, End	For attaching end of Power Beam to Hybrid Storage	3"	3"	3"	YNFBEK	\$183.
 Beam to Storage Attachment Kit, Mid	For attaching joint of two Power Beams to Hybrid Storage	7"	3"	3"	YNFBIK	311.
 Beam to Storage Light Seal	For Power Beam mounted on Hybrid Storage	90"	1/2"	1/2"	YNFBLS	118.
 Top Alignment Bracket	For ganging adjacent Hybrid Storage with Power Beam Above	3"	3"	1/4"	YNFAF	56.
 Bottom Glide Alignment Bracket	For ganging adjacent Hybrid Storage	6"	1"	1/10"	YNFAB	61.

Ordering Information

LED Task Lights

1. Pattern Number

Order Code

LED Task Lights

Example: **YL4L17**

YL4 Task Light

L LED

17 Width

Included With

LED Task Lights

LED's
Power Supply with 9' cord for 17"
and 12' cord for 31", 44" and 58"
Mounting Hardware

Options





LED Task Lights

Housings are clear anodized aluminum with white color end-caps.

Power cord is able to attach to either end of fixture.

Interpole Poles and Covers

Without Outlets (no holes for power)

description	type	w	d	h	pattern no.	AA	118T
Pole with covers, no outlet openings	Straight	2.3"	3.5"	144"	IPSCNN144	\$3,424.	\$4,051.
							
Pole with covers, no outlet openings, grommet in one cover	Straight	2.3"	3.5"	144"	IPSCNG144	3,569.	4,203.
							
Extension Pole with covers	Straight	2.3"	3.5"	47"	IPESCNN47	1,923.	2,311.
							
Pole without covers	Straight	2.3"	3.5"	144"	IPSN144	2,369.	2,622.
							

Ordering Information

Interpole Poles Without Outlets

1. Pattern Number
2. Finish

Order Code

Interpole Poles Without Covers

Example: **IPSCNG144, 118T**

IP	Interpole
S	Straight
C	Covers
N	No Outlets
G	Grommet in one cover
144	Height
118T	Bright White Paint

Included With

Interpole Pole
Attachment Hardware

Extension Pole
(2) Splices
(8) Screws


Options

Interpole Pole
Finish Options:

Pole and Cover
(AA) = Anodized Aluminum
(118T) = Bright White Paint

Leveller
(PS) Satin Chrome
(111) Jet Black
(118) Bright White

Interpole Poles and Covers With Outlets

description	type	w	d	h	pattern no.	AA	118T
 Poles with covers, with outlet openings one side	Straight high range	2.3"	3.5"	144"	IPSCNH144	\$3,802.	\$4,433.
	Straight low range	2.3"	3.5"	144"	IPSCNL144	3,802.	4,433.
	Straight medium range	2.3"	3.5"	144"	IPSCNM144	3,802.	4,433.

IPSCNL144 shown

 Poles with covers, with outlet openings both sides	Straight high range	2.3"	3.5"	144"	IPSCHH144	4,046.	4,680.
	Straight low range	2.3"	3.5"	144"	IPSCLL144	4,046.	4,680.
	Straight medium range	2.3"	3.5"	144"	IPSCMM144	4,046.	4,680.

IPSCLL144 shown

Ordering Information

Interpole Poles With Outlets

1. Pattern Number
2. Finish

Order Code

Interpole Poles With Outlets

Example: **IPSCHH144, AA**

IP	Interpole
S	Straight
C	Covers
HH	High Outlets Two Sides
144	Height
AA	Anodized Aluminum

Included With

Interpole Pole
Attachment Hardware

Options

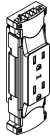

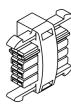

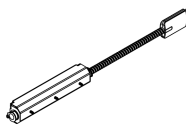
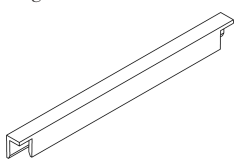
Interpole Pole Finish Options:

Pole and Cover
(AA) = Anodized Aluminum
(118T) = Bright White Paint

Leveller
(PS) Satin Chrome
(111) Jet Black
(118) Bright White

Interpole Power Components

Power to Outlets within Interpole

description	type	w	d	h	pattern no.	B	W	list
 Duplex Outlet	Circuit 1				IPRD1()	\$216.	\$240.	
	Circuit 1, with Controlled symbol				IPRD1C()	216.	240.	
	Circuit 2				IPRD2()	216.	240.	
	Circuit 2, with Controlled symbol				IPRD2C()	216.	240.	
 USB Outlet	Circuit 1				IPRUSB()	349.	399.	
 Power Connectors between Outlets	Outlets 18" apart o.c.			12"	IPRC18			169.
	Outlets 26" apart o.c.			20"	IPRC26			180.
	Outlets 30" apart o.c.			24"	IPRC30			195.
	Outlets 42" apart o.c.			36"	IPRC42			217.
	Outlets 6" apart o.c.			1"	IPRC6			40.
 Modular Infeeds from Ceiling J-Box	Floor Infeed			48"	IPRFF48			261.
	From 12' ceiling to outlets at 66"			72"	IPRCF72			302.
	From 12' ceiling to outlets at 42"			96"	IPRCF96			354.
	From 12' ceiling to outlets at 30"			120"	IPRCF120			405.
	Very high ceiling			180"	IPRCF180			539.
 Hardwire Ceiling Infeed	Interpole Hardwire Ceiling Infeed for New York City				IPRCFNY			746.
 Edge Liner	Set of 10 for field cut cover				IPEL			135.

Ordering Information	Order Code	Included With	Options
Electrical Components 1. Pattern Number Duplex Outlet 1. Pattern Number 2. Finish	Electrical Components <hr/> <i>Example:</i> IPRCF120 <hr/> IP Interpole <hr/> RCF Ceiling Infeed <hr/> 120 Height <hr/> Duplex Outlet <hr/> <i>Example:</i> IPRD1W <hr/> IPRD Interpole Receptacle Duplex <hr/> 1 Circuit 1 <hr/> W White	Electrical Components Outlets Brackets Attachment Hardware	Electrical Component Duplex Outlet Finish Options: (B) Black (W) White Blank Outlet Filler Finish Options: (BLK) Black (GRY) Grey

Interpole Power Components

Power to Outlets within Interpole

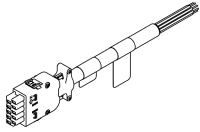

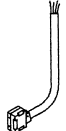
description	type	w	d	h	pattern no.	B	W	list
Blank Outlet Filler	For use with Interpole				IPROF			\$49.



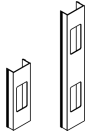





Ordering Information	Order Code	Included With	Options
Electrical Components 1. Pattern Number	Electrical Components <i>Example:</i> IPRCF120 IP Interpole RCF Ceiling Infeed 120 Height Duplex Outlet <i>Example:</i> IPRD1W IPRD Interpole Receptacle Duplex 1 Circuit 1 W White	Electrical Components Outlets Brackets Attachment Hardware	Electrical Component Duplex Outlet Finish Options: (B) Black (W) White Blank Outlet Filler Finish Options: (BLK) Black (GRY) Grey

Interpole Power Components

Ceiling Infeeds to other Systems

description	type	length	pattern no.	list
Ceiling infeed passing through Interpole to Antenna desk, Big Table or Fence 	2+2	12'	YR1EPIC12	\$665.
	2+2	20'	YR1EPIC20	1,208.
	3+3	12'	YR1TPIC12	719.
	3+3	20'	YR1TPIC20	1,268.
	4-4-2	12'	YR1XPIC12	756.
	4-4-2	20'	YR1XPIC20	1,331.
Ceiling infeed passing through Interpole to Dividends Horizon Panels 	2+2	19 1/2'	DE18CI144	502.
	3+1	19 1/2'	DE1ECI144	457.
	3+3	19 1/2'	DE1TCI144	582.
Ceiling infeeds passing through Interpole to Reff Profiles panels 	2+2	13'	RR3EPVR	475.
	3+3	13'	RR3TPVR	572.
Ceiling infeeds passing through Interpole to AutoStrada Spine	2+2	145"	AR1EPIC	408.
	3+3	145"	AR1TPIC	464.

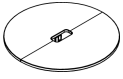
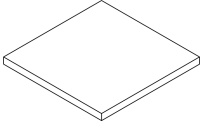





Ordering Information	Order Code	Included With	Options
Interpole Ceiling Infeed	Interpole Ceiling Infeed	Interpole Ceiling Infeed	Interpole Ceiling Infeed
1. Pattern Number	<i>Example:</i> YR1TPIC12		
	YR1 Antenna Power Component		
	TP 10 Wire		
	IC Interpole Ceiling Infeed		
	12 Length		

description	type	w	d	h	pattern no.	AA	118T	list
Outlet Covers 	One opening	2"		6"	IPOC6	\$307.	\$318.	
	Two openings	2"		12"	IPOC12	330.	352.	
Chicago Hardwire outlet Box 	For use with Interpole	2"		20"	IPOC20H	575.	575.	0.
Cable Clips for Interpole 	Package of 50				YR1BCC50			416.
Internal Cable Clips 	Package of 10				IPCC10			19.
Interpole Vertical Wire Manager 	For use with 48" or shorter screen			48"	IPRVWM			96.
Ceiling Tile Trim 	For use with Interpole Poles with Covers				IPCT	0.	0.	114.
Extension Pole Extra Hardware Kit	For attaching additional extension pole segments				IPEX			314.

Ordering Information	Order Code	Included With	Options
Antenna Outlet Cover 1. Pattern Number 2. Finish	Antenna Outlet Covers <i>Example:</i> IPOC12, 118T IPOC Interpole Outlet Cover 12 Height 118T Bright White Paint	Antenna Outlet Covers Extension Pole Hardware Kit (2) Splices (8) Screws	Antenna Outlet Covers Finish Options: (AA) = Anodized Aluminum (118T) = Bright White Paint
Cantilever Shelf 1. Pattern Number 2. Surface Finish 3. Bracket Paint Finish	Cantilever Shelf <i>Example:</i> IPCS1212L, 118, 118T IP Interpole CS Cantilever Shelf 12 Width 12 Depth L Laminate 118 Bright White Laminate 118T Bright White Paint	Cantilever Shelf Bracket Attachment Hardware Hooks and Accessory Cup Attachment Hardware	Ceiling Tile Trim Finish Options: (613) = Silver (118T) = Bright White Paint
Hooks and Accessory Cup 1. Pattern Number 2. Paint Finish		Internal Cable Clips (10) Cable Clips (10) Screws	Cantilever Shelf Finish Options: (L) Laminate (V) Veneer Hooks and Accessory Cup Finish Options: (111) Jet Black (115) Medium Grey (118) Bright White (130) Dark Red (131) Slate Blue

Interpole Accessories

Interpole Accessories

description	type	w	d	h	pattern no.	Laminate (L)	V1 (V)	V2 (V)	V3 (V)	list
Interpole Round Platform 	Interpole Slot Mount	30"	30"	3/4"	IPPL30R					\$2,285.
Cantilever Shelf 	Square 12x12 Interpole Slot Mount	12"	12"	3/4"	IPCS1212()	253.	473.	543.	707.	
Coat Hook 	Interpole Slot Mount				IPCH					52.
Bag Hook 	Interpole Slot Mount				IPBH					49.
Accessory Cup 	KnollExtra™ Accessory Cup (see KnollExtra price list for details)				ACT-CUP-IP					125.
CPU Mounting Brackets with Adjustable Straps 	Interpole Slot Mount				IPACPU					366.
CPU Mounting Plate 	Interpole Slot Mount				IPAVESA					107.

Ordering Information

Cantilever Shelf

1. Pattern Number
2. Surface Finish
3. Bracket Paint Finish

Hooks and Accessory Cup

1. Pattern Number
2. Paint Finish

Order Code

Cantilever Shelf

Example: IPCS1212L, 118, 118T

IP	Interpole
CS	Cantilever Shelf
12	Width
12	Depth
L	Laminate
118	Bright White Laminate
118T	Bright White Paint

Included With

Cantilever Shelf

Bracket
Attachment Hardware

Hooks and Accessory Cup

Attachment Hardware

Options

Cantilever Shelf

Finish Options:
(L) Laminate
(V) Veneer




Hooks and Accessory Cup

Finish Options:
(111) Jet Black
(115) Medium Grey
(118) Bright White
(130) Dark Red
(131) Slate Blue

Interpole Screens

Markerboard Laminate or Glass

15" High

description	w	d	h	pattern no.	list
Screens Between Poles, 15"H Laminated Opaque Glass Both Sides  (IPSC1548TGG shown)	36"	15/16"	15"	IPSC1536(N/T)GG	\$2,897.
	42"	15/16"	15"	IPSC1542(N/T)GG	3,226.
	48"	15/16"	15"	IPSC1548(N/T)GG	3,502.
	54"	15/16"	15"	IPSC1554(N/T)GG	3,886.
	60"	15/16"	15"	IPSC1560(N/T)GG	4,161.
	66"	15/16"	15"	IPSC1566(N/T)GG	4,433.
	72"	15/16"	15"	IPSC1572(N/T)GG	5,008.
Screens Between Poles, 15"H Laminated Translucent Glass Both Sides  (IPSC1548TGG shown)	36"	15/16"	15"	IPSC1536(N/T)GT	2,642.
	42"	15/16"	15"	IPSC1542(N/T)GT	2,918.
	48"	15/16"	15"	IPSC1548(N/T)GT	3,156.
	54"	15/16"	15"	IPSC1554(N/T)GT	3,494.
	60"	15/16"	15"	IPSC1560(N/T)GT	3,733.
	66"	15/16"	15"	IPSC1566(N/T)GT	3,937.
	72"	15/16"	15"	IPSC1572(N/T)GT	4,493.
Screens Between Poles, 15"H Markerboard Laminate Both Sides  (IPSC1548TGG shown)	36"	15/16"	15"	IPSC1536(N/T)LL	1,808.
	42"	15/16"	15"	IPSC1542(N/T)LL	1,861.
	48"	15/16"	15"	IPSC1548(N/T)LL	1,874.
	54"	15/16"	15"	IPSC1554(N/T)LL	1,973.
	60"	15/16"	15"	IPSC1560(N/T)LL	1,989.
	66"	15/16"	15"	IPSC1566(N/T)LL	1,997.
	72"	15/16"	15"	IPSC1572(N/T)LL	2,272.

Order Information

- Interpole Screens**
 1. Pattern Number
 2. Frame Paint Finish

Order Code

Interpole Screens	
<i>Example:</i>	IPSC1548TGT, 118T
IP	Interpole
SC	Screen
15	Height
48	Width
T	Marker Tray
GT	Translucent Glass
118T	Bright White Paint

Included With

Interpole Screens
Attachment Hardware

Options

Interpole Screens
 (N) = No Marker Tray
 (T) = Integral Dual Marker Tray

Finish Options:
 (LL) = Markerboard Laminate both sides
 (GG) = Laminated Opaque Glass
 (GT) = Laminated Translucent Glass
 (LF) = Markerboard Laminate one side/Tackable Fabric other side

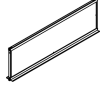
Frame Finish:
 (AA) = Anodized Aluminum
 (118T) = Bright White Paint

Interpole Screens

Markerboard/Tackable Fabric Combination

15" High

description	w	d	h	pattern no.	10	20	30	40	45
Screens Between Poles, 15"H	36"	15/16"	15"	IPSC1536(N/T)LF()	\$1,851.	\$1,906.	\$1,942.	\$1,990.	\$2,035.
Markerboard Laminate One Side/ Tackable Fabric Opposite Side	42"	15/16"	15"	IPSC1542(N/T)LF()	1,896.	1,954.	1,994.	2,037.	2,087.
	48"	15/16"	15"	IPSC1548(N/T)LF()	1,916.	1,973.	2,012.	2,063.	2,107.
	54"	15/16"	15"	IPSC1554(N/T)LF()	1,997.	2,058.	2,097.	2,149.	2,198.
	60"	15/16"	15"	IPSC1560(N/T)LF()	2,012.	2,072.	2,110.	2,164.	2,215.
	66"	15/16"	15"	IPSC1566(N/T)LF()	2,028.	2,088.	2,130.	2,178.	2,229.
	72"	15/16"	15"	IPSC1572(N/T)LF()	2,237.	2,302.	2,347.	2,401.	2,459.



(IPSC1548TGG shown)

Order Information

- Interpole Screens**
1. Pattern Number
 2. Fabric Finish
 3. Frame Paint Finish

Order Code

Interpole Screens

Example: **IPSC1548TGT, 118T**

IP	Interpole
SC	Screen
15	Height
48	Width
T	Marker Tray
GT	Translucent Glass
118T	Bright White Paint

Included With

Interpole Screens
Attachment Hardware

Options

Interpole Screens
(N) = No Marker Tray
(T) = Integral Dual Marker Tray




Finish Options:
(LL) = Markerboard Laminate both sides
(GG) = Laminated Opaque Glass
(GT) = Laminated Translucent Glass
(LF) = Markerboard Laminate one side/Tackable Fabric other side

Frame Finish:
(AA) = Anodized Aluminum
(118T) = Bright White Paint
(RR) = Fabric is applied Railroaded.

Interpole Screens

Markerboard Laminate or Glass

24" High

description	w	d	h	pattern no.	list
Screens Between Poles, 24"H Laminated Opaque Glass Both Sides  (IPSC2448TGG shown)	36"	15/16"	24 1/4"	IPSC2436(N/T)GG	\$3,878.
	42"	15/16"	24 1/4"	IPSC2442(N/T)GG	4,353.
	48"	15/16"	24 1/4"	IPSC2448(N/T)GG	4,783.
	54"	15/16"	24 1/4"	IPSC2454(N/T)GG	5,314.
	60"	15/16"	24 1/4"	IPSC2460(N/T)GG	5,736.
	66"	15/16"	24 1/4"	IPSC2466(N/T)GG	6,167.
	72"	15/16"	24 1/4"	IPSC2472(N/T)GG	6,879.
Screens Between Poles, 24"H Laminated Translucent Glass Both Sides  (IPSC2448TGG shown)	36"	15/16"	24 1/4"	IPSC2436(N/T)GT	3,455.
	42"	15/16"	24 1/4"	IPSC2442(N/T)GT	3,855.
	48"	15/16"	24 1/4"	IPSC2448(N/T)GT	4,226.
	54"	15/16"	24 1/4"	IPSC2454(N/T)GT	4,676.
	60"	15/16"	24 1/4"	IPSC2460(N/T)GT	5,037.
	66"	15/16"	24 1/4"	IPSC2466(N/T)GT	5,390.
	72"	15/16"	24 1/4"	IPSC2472(N/T)GT	6,036.
Screens Between Poles, 24"H Markerboard Laminate Both Sides  (IPSC2448TGG shown)	36"	15/16"	24 1/4"	IPSC2436(N/T)LL	1,843.
	42"	15/16"	24 1/4"	IPSC2442(N/T)LL	1,901.
	48"	15/16"	24 1/4"	IPSC2448(N/T)LL	1,922.
	54"	15/16"	24 1/4"	IPSC2454(N/T)LL	2,028.
	60"	15/16"	24 1/4"	IPSC2460(N/T)LL	2,039.
	66"	15/16"	24 1/4"	IPSC2466(N/T)LL	2,063.
	72"	15/16"	24 1/4"	IPSC2472(N/T)LL	2,343.

Order Information

- Interpole Screens**
 1. Pattern Number
 2. Frame Paint Finish

Order Code

Interpole Screens	
<i>Example:</i> IPSC2448TGT, 118T	
IP	Interpole
SC	Screen
24	Height
48	Width
T	Marker Tray
GT	Translucent Glass
118T	Bright White Paint

Included With

Interpole Screens
Attachment Hardware

Options

Interpole Screens
 (N) = No Marker Tray
 (T) = Integral Dual Marker Tray

Finish Options:
 (LL) = Markerboard Laminate both sides
 (GG) = Laminated Opaque Glass
 (GT) = Laminated Translucent Glass
 (LF) = Markerboard Laminate one side/Tackable Fabric other side

Frame Finish:
 (AA) = Anodized Aluminum
 (118T) = Bright White Paint

Interpole Screens

Markerboard/Tackable Fabric Combination

24" High

description	w	d	h	pattern no.	10	20	30	40	45
Screens Between Poles, 24"H	36"	15/16"	24 1/4"	IPSC2436(N/T)LF()	\$1,938.	\$1,997.	\$2,034.	\$2,085.	\$2,132.
Markerboard Laminate One Side/ Tackable Fabric Opposite Side	42"	15/16"	24 1/4"	IPSC2442(N/T)LF()	2,001.	2,063.	2,101.	2,154.	2,203.
	48"	15/16"	24 1/4"	IPSC2448(N/T)LF()	2,028.	2,088.	2,130.	2,178.	2,229.
	54"	15/16"	24 1/4"	IPSC2454(N/T)LF()	2,118.	2,181.	2,223.	2,282.	2,332.
	60"	15/16"	24 1/4"	IPSC2460(N/T)LF()	2,158.	2,221.	2,266.	2,319.	2,376.
	66"	15/16"	24 1/4"	IPSC2466(N/T)LF()	2,198.	2,261.	2,306.	2,361.	2,415.
	72"	15/16"	24 1/4"	IPSC2472(N/T)LF()	2,399.	2,471.	2,518.	2,577.	2,640.



(IPSC2448TGG shown)

Order Information

Interpole Screens

1. Pattern Number
2. Fabric Finish
3. Frame Paint Finish

Order Code

Interpole Screens

Example: **IPSC2448TGT, 118T**

IP Interpole

SC Screen

24 Height

48 Width

T Marker Tray

GT Translucent Glass

118T Bright White Paint

Included With

Interpole Screens

Attachment Hardware

Options

Interpole Screens

(N) = No Marker Tray
(T) = Integral Dual Marker Tray

Finish Options:

(LL) = Markerboard Laminate both sides
(GG) = Laminated Opaque Glass
(GT) = Laminated Translucent Glass
(LF) = Markerboard Laminate one side/Tackable Fabric other side

Frame Finish:

(AA) = Anodized Aluminum
(118T) = Bright White Paint

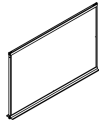
(RR) = Fabric is applied Railroaded.

Interpole Screens

Markerboard Laminate or Glass

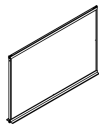
32" High

description	w	d	h	pattern no.	list
Screens Between Poles, 32"H Laminated Opaque Glass Both Sides	36"	15/16"	31 1/2"	IPSC3236(N/T)GG	\$4,646.
	42"	15/16"	31 1/2"	IPSC3242(N/T)GG	5,239.
	48"	15/16"	31 1/2"	IPSC3248(N/T)GG	5,775.
	54"	15/16"	31 1/2"	IPSC3254(N/T)GG	6,421.
	60"	15/16"	31 1/2"	IPSC3260(N/T)GG	6,971.
	66"	15/16"	31 1/2"	IPSC3266(N/T)GG	7,511.
	72"	15/16"	31 1/2"	IPSC3272(N/T)GG	8,341.



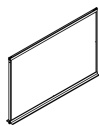
(IPSC3248TGG shown)

Screens Between Poles, 32"H Laminated Translucent Glass Both Sides	36"	15/16"	31 1/2"	IPSC3236(N/T)GT	4,086.
	42"	15/16"	31 1/2"	IPSC3242(N/T)GT	4,594.
	48"	15/16"	31 1/2"	IPSC3248(N/T)GT	5,037.
	54"	15/16"	31 1/2"	IPSC3254(N/T)GT	5,592.
	60"	15/16"	31 1/2"	IPSC3260(N/T)GT	6,051.
	66"	15/16"	31 1/2"	IPSC3266(N/T)GT	6,496.
	72"	15/16"	31 1/2"	IPSC3272(N/T)GT	7,248.



(IPSC3248TGG shown)

Screens Between Poles, 32"H Markerboard Laminate Both Sides	36"	15/16"	31 1/2"	IPSC3236(N/T)LL	1,872.
	42"	15/16"	31 1/2"	IPSC3242(N/T)LL	1,934.
	48"	15/16"	31 1/2"	IPSC3248(N/T)LL	1,958.
	54"	15/16"	31 1/2"	IPSC3254(N/T)LL	2,071.
	60"	15/16"	31 1/2"	IPSC3260(N/T)LL	2,091.
	66"	15/16"	31 1/2"	IPSC3266(N/T)LL	2,107.
	72"	15/16"	31 1/2"	IPSC3272(N/T)LL	2,394.



(IPSC3248TGG shown)

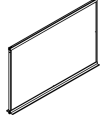
Order Information	Order Code	Included With	Options
Interpole Screens 1. Pattern Number 2. Frame Paint Finish	Interpole Screens <i>Example:</i> IPSC3248TGT, 118T IP Interpole SC Screen 32 Height 48 Width T Marker Tray GT Translucent Glass 118T Bright White Paint	Interpole Screens Attachment Hardware	Interpole Screens (N) = No Marker Tray (T) = Integral Dual Marker Tray Finish Options: (LL) = Markerboard Laminate both sides (GG) = Laminated Opaque Glass (GT) = Laminated Translucent Glass (LF) = Markerboard Laminate one side/Tackable Fabric other side Frame Finish: (AA) = Anodized Aluminum (118T) = Bright White Paint

Interpole Screens

Markerboard/Tackable Fabric Combination

32" High

description	w	d	h	pattern no.	10	20	30	40	45
Screens Between Poles, 32"H	36"	15/16"	31 1/2"	IPSC3236(N/T)LF()	\$2,014.	\$2,076.	\$2,113.	\$2,166.	\$2,217.
Markerboard Laminate One Side/ Tackable Fabric Opposite Side	42"	15/16"	31 1/2"	IPSC3242(N/T)LF()	2,080.	2,143.	2,179.	2,232.	2,287.
	48"	15/16"	31 1/2"	IPSC3248(N/T)LF()	2,118.	2,181.	2,223.	2,282.	2,332.
	54"	15/16"	31 1/2"	IPSC3254(N/T)LF()	2,203.	2,268.	2,311.	2,365.	2,418.
	60"	15/16"	31 1/2"	IPSC3260(N/T)LF()	2,227.	2,294.	2,341.	2,393.	2,451.
	66"	15/16"	31 1/2"	IPSC3266(N/T)LF()	2,272.	2,342.	2,387.	2,445.	2,501.
	72"	15/16"	31 1/2"	IPSC3272(N/T)LF()	2,518.	2,594.	2,644.	2,707.	2,770.



(IPSC3248TGG shown)

Order Information

- Interpole Screens**
1. Pattern Number
 2. Fabric Finish
 3. Frame Paint Finish

Order Code

Interpole Screens

Example: **IPSC3248TGT, 118T**

IP	Interpole
SC	Screen
32	Height
48	Width
T	Marker Tray
GT	Translucent Glass
118T	Bright White Paint

Included With

Interpole Screens
Attachment Hardware

Options

Interpole Screens
(N) = No Marker Tray
(T) = Integral Dual Marker Tray

Finish Options:
(LL) = Markerboard Laminate both sides
(GG) = Laminated Opaque Glass
(GT) = Laminated Translucent Glass
(LF) = Markerboard Laminate one side/Tackable Fabric other side

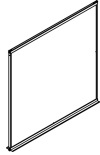
Frame Finish:
(AA) = Anodized Aluminum
(118T) = Bright White Paint
(RR) = Fabric is applied Railroaded.

Interpole Screens

Markerboard Laminate or Glass

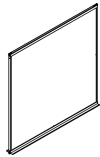
48" High

description	w	d	h	pattern no.	list
Screens Between Poles, 48"H Laminated Opaque Glass Both Sides	36"	15 1/16"	48"	IPSC4836(N/T)GG	\$6,591.
	42"	15 1/16"	48"	IPSC4842(N/T)GG	7,466.
	48"	15 1/16"	48"	IPSC4848(N/T)GG	8,280.
	54"	15 1/16"	48"	IPSC4854(N/T)GG	9,199.
	60"	15 1/16"	48"	IPSC4860(N/T)GG	10,030.
	66"	15 1/16"	48"	IPSC4866(N/T)GG	10,845.
	72"	15 1/16"	48"	IPSC4872(N/T)GG	11,967.



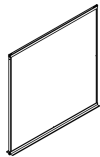
(IPSC4848TGG shown)

Screens Between Poles, 48"H Laminated Translucent Glass Both Sides	36"	15 1/16"	48"	IPSC4836(N/T)GT	5,714.
	42"	15 1/16"	48"	IPSC4842(N/T)GT	6,452.
	48"	15 1/16"	48"	IPSC4848(N/T)GT	7,128.
	54"	15 1/16"	48"	IPSC4854(N/T)GT	7,917.
	60"	15 1/16"	48"	IPSC4860(N/T)GT	8,601.
	66"	15 1/16"	48"	IPSC4866(N/T)GT	9,261.
	72"	15 1/16"	48"	IPSC4872(N/T)GT	10,244.



(IPSC4848TGG shown)

Screens Between Poles, 48"H Markerboard Laminate Both Sides	36"	15 1/16"	48"	IPSC4836(N/T)LL	2,009.
	42"	15 1/16"	48"	IPSC4842(N/T)LL	2,082.
	48"	15 1/16"	48"	IPSC4848(N/T)LL	2,113.
	54"	15 1/16"	48"	IPSC4854(N/T)LL	2,239.
	60"	15 1/16"	48"	IPSC4860(N/T)LL	2,268.
	66"	15 1/16"	48"	IPSC4866(N/T)LL	2,295.
	72"	15 1/16"	48"	IPSC4872(N/T)LL	2,596.



(IPSC4848TGG shown)

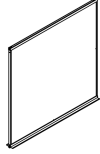
Order Information	Order Code	Included With	Options
Interpole Screens 1. Pattern Number 2. Frame Paint Finish	Interpole Screens <i>Example:</i> IPSC4848TGT, 118T IP Interpole SC Screen 48 Height 48 Width T Marker Tray GT Translucent Glass 118T Bright White Paint	Interpole Screens Attachment Hardware	Interpole Screens (N) = No Marker Tray (T) = Integral Dual Marker Tray Finish Options: (LL) = Markerboard Laminate both sides (GG) = Laminated Opaque Glass (GT) = Laminated Translucent Glass (LF) = Markerboard Laminate one side/Tackable Fabric other side Frame Finish: (AA) = Anodized Aluminum (118T) = Bright White Paint

Interpole Screens

Markerboard/Tackable Fabric Combination

48" High

description	w	d	h	pattern no.	10	20	30	40	45
Screens Between Poles, 48"H	36"	15/16"	48"	IPSC4836(N/T)LF()	\$2,227.	\$2,294.	\$2,341.	\$2,393.	\$2,451.
Markerboard Laminate One Side/ Tackable Fabric Opposite Side	42"	15/16"	48"	IPSC4842(N/T)LF()	2,319.	2,388.	2,437.	2,494.	2,552.
	48"	15/16"	48"	IPSC4848(N/T)LF()	2,358.	2,430.	2,475.	2,534.	2,594.
	54"	15/16"	48"	IPSC4854(N/T)LF()	2,470.	2,546.	2,593.	2,656.	2,716.
	60"	15/16"	48"	IPSC4860(N/T)LF()	2,497.	2,570.	2,621.	2,682.	2,746.
	66"	15/16"	48"	IPSC4866(N/T)LF()	2,717.	2,801.	2,855.	2,922.	2,989.
	72"	15/16"	48"	IPSC4872(N/T)LF()	2,948.	3,035.	3,092.	3,165.	3,237.



(IPSC4848TGG shown)

Order Information

- Interpole Screens**
1. Pattern Number
 2. Fabric Finish
 3. Frame Paint Finish

Order Code

Interpole Screens

Example: **IPSC4848TGT, 118T**

IP	Interpole
SC	Screen
48	Height
48	Width
T	Marker Tray
GT	Translucent Glass
118T	Bright White Paint

Included With

Interpole Screens
Attachment Hardware

Options

Interpole Screens
(N) = No Marker Tray
(T) = Integral Dual Marker Tray

Finish Options:
(LL) = Markerboard Laminate both sides
(GG) = Laminated Opaque Glass
(GT) = Laminated Translucent Glass
(LF) = Markerboard Laminate one side/Tackable Fabric other side

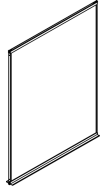
Frame Finish:
(AA) = Anodized Aluminum
(118T) = Bright White Paint
(RR) = Fabric is applied Railroaded.

Interpole Screens

Markerboard Laminate or Glass

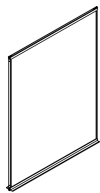
64" High

description	w	d	h	pattern no.	list
Screens Between Poles, 64"H Laminated Opaque Glass Both Sides	36"	15/16"	64.5"	IPSC6436(N/T)GG	\$6,690.
	42"	15/16"	64.5"	IPSC6442(N/T)GG	7,590.
	48"	15/16"	64.5"	IPSC6448(N/T)GG	8,433.
	54"	15/16"	64.5"	IPSC6454(N/T)GG	9,369.
	60"	15/16"	64.5"	IPSC6460(N/T)GG	10,234.



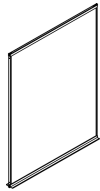
(IPSC6448TGG shown)

Screens Between Poles, 64"H Laminated Translucent Glass Both Sides	36"	15/16"	64.5"	IPSC6436(N/T)GT	5,765.
	42"	15/16"	64.5"	IPSC6442(N/T)GT	6,499.
	48"	15/16"	64.5"	IPSC6448(N/T)GT	7,203.
	54"	15/16"	64.5"	IPSC6454(N/T)GT	7,990.
	60"	15/16"	64.5"	IPSC6460(N/T)GT	8,699.



(IPSC6448TGG shown)

Screens Between Poles, 64"H Markerboard Laminate Both Sides	36"	15/16"	64.5"	IPSC6436(N/T)LL	2,101.
	42"	15/16"	64.5"	IPSC6442(N/T)LL	2,179.
	48"	15/16"	64.5"	IPSC6448(N/T)LL	2,219.
	54"	15/16"	64.5"	IPSC6454(N/T)LL	2,345.
	60"	15/16"	64.5"	IPSC6460(N/T)LL	2,385.



(IPSC6448TGG shown)

Order Information

- Interpole Screens**
 1. Pattern Number
 2. Frame Paint Finish

Order Code

Interpole Screens	
<i>Example:</i> IPSC6448TGT, 118T	
IP	Interpole
SC	Screen
64	Height
48	Width
T	Marker Tray
GT	Translucent Glass
118T	Bright White Paint

Included With

Interpole Screens
 Attachment Hardware

Options

Interpole Screens
 (N) = No Marker Tray
 (T) = Integral Dual Marker Tray

Finish Options:
 (LL) = Markerboard Laminate both sides
 (GG) = Laminated Opaque Glass
 (GT) = Laminated Translucent Glass
 (LF) = Markerboard Laminate one side/Tackable Fabric other side

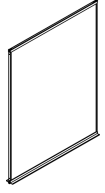
Frame Finish:
 (AA) = Anodized Aluminum
 (118T) = Bright White Paint

Interpole Screens

Markerboard/Tackable Fabric Combination

64" High

description	w	d	h	pattern no.	10	20	30	40	45
Screens Between Poles, 64"H	36"	15/16"	64.5"	IPSC6436(N/T)LF()	\$2,409.	\$2,488.	\$2,530.	\$2,560.	\$2,714.
Markerboard Laminate One Side/ Tackable Fabric Opposite Side	42"	15/16"	64.5"	IPSC6442(N/T)LF()	2,504.	2,577.	2,622.	2,647.	2,812.
	48"	15/16"	64.5"	IPSC6448(N/T)LF()	2,580.	2,660.	2,702.	2,728.	2,886.
	54"	15/16"	64.5"	IPSC6454(N/T)LF()	2,768.	2,843.	2,886.	2,914.	3,080.
	60"	15/16"	64.5"	IPSC6460(N/T)LF()	2,805.	2,877.	2,920.	2,947.	3,110.



(IPSC6448TGG shown)

Order Information

- Interpole Screens**
1. Pattern Number
 2. Fabric Finish
 3. Frame Paint Finish

Order Code

Interpole Screens

Example: **IPSC6448TGT, 118T**

IP	Interpole
SC	Screen
64	Height
48	Width
T	Marker Tray
GT	Translucent Glass
118T	Bright White Paint

Included With

Interpole Screens
Attachment Hardware

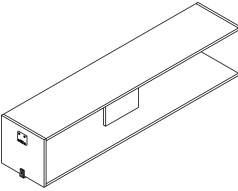
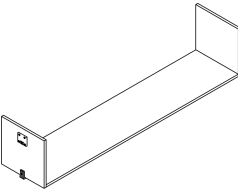
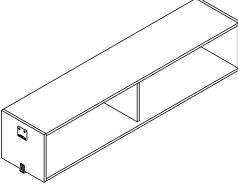
Options

Interpole Screens
(N) = No Marker Tray
(T) = Integral Dual Marker Tray

Finish Options:
(LL) = Markerboard Laminate both sides
(GG) = Laminated Opaque Glass
(GT) = Laminated Translucent Glass
(LF) = Markerboard Laminate one side/Tackable Fabric other side

Frame Finish:
(AA) = Anodized Aluminum
(118T) = Bright White Paint
(RR) = Fabric is applied Railroaded.

Interpole Horizontal Wood Storage For Mounting Between Two Poles Open Cabinets

description	w	d	h	pattern no.	All Same Laminate (Core Lam.) (L)	Different Laminate Case/Interior (Core Lam.) (L)	Different Laminate Case/Interior (Accent Lam.) (L)	V1 (V)	V2 (V)	V3 (V)
 <p>Interpole Open Shelf</p>	36"	15 ⁵ / ₈ "	15"	IPSOS3615()	\$2,377.	\$2,590.	\$3,360.	\$3,360.	\$3,829.	\$4,727.
	42"	15 ⁵ / ₈ "	15"	IPSOS4215()	2,416.	2,684.	3,510.	3,510.	4,001.	4,942.
	48"	15 ⁵ / ₈ "	15"	IPSOS4815()	2,587.	2,818.	3,698.	3,698.	4,209.	5,196.
	54"	15 ⁵ / ₈ "	15"	IPSOS5415()	2,839.	3,079.	3,925.	3,925.	4,445.	5,547.
	60"	15 ⁵ / ₈ "	15"	IPSOS6015()	2,956.	3,200.	4,014.	4,014.	4,539.	5,757.
	66"	15 ⁵ / ₈ "	15"	IPSOS6615()	3,046.	3,299.	4,234.	4,234.	4,799.	6,087.
	72"	15 ⁵ / ₈ "	15"	IPSOS7215()	3,133.	3,398.	4,456.	4,456.	5,049.	6,415.
 <p>Interpole Open Shelf with Bookends</p>	36"	15 ⁵ / ₈ "	15"	IPSOB3615()	1,605.	n/a	n/a	2,325.	2,674.	3,139.
	42"	15 ⁵ / ₈ "	15"	IPSOB4215()	1,623.	n/a	n/a	2,351.	2,703.	3,172.
	48"	15 ⁵ / ₈ "	15"	IPSOB4815()	1,736.	n/a	n/a	2,470.	2,840.	3,336.
	54"	15 ⁵ / ₈ "	15"	IPSOB5415()	2,107.	n/a	n/a	2,845.	3,255.	3,792.
	60"	15 ⁵ / ₈ "	15"	IPSOB6015()	2,586.	n/a	n/a	3,346.	3,829.	4,468.
	66"	15 ⁵ / ₈ "	15"	IPSOB6615()	2,810.	n/a	n/a	3,576.	4,095.	4,780.
	72"	15 ⁵ / ₈ "	15"	IPSOB7215()	2,889.	n/a	n/a	3,598.	4,117.	4,810.
 <p>Interpole Open Shelf with Enclosed Back</p>	36"	15 ⁵ / ₈ "	15"	IPSOE3615()	2,441.	2,678.	3,386.	3,462.	3,856.	4,801.
	42"	15 ⁵ / ₈ "	15"	IPSOE4215()	2,518.	2,755.	3,542.	3,623.	4,095.	4,959.
	48"	15 ⁵ / ₈ "	15"	IPSOE4815()	2,597.	2,833.	3,700.	3,781.	4,344.	5,275.
	54"	15 ⁵ / ₈ "	15"	IPSOE5415()	2,833.	2,990.	3,935.	4,095.	4,723.	5,667.
	60"	15 ⁵ / ₈ "	15"	IPSOE6015()	3,150.	3,462.	4,405.	4,644.	5,353.	6,376.
	66"	15 ⁵ / ₈ "	15"	IPSOE6615()	3,227.	3,542.	4,566.	4,723.	5,431.	6,536.
	72"	15 ⁵ / ₈ "	15"	IPSOE7215()	3,306.	3,623.	4,723.	4,801.	5,512.	6,614.

Ordering Information

- Interpole Open Shelf**
1. Pattern Number
 2. Exterior Case Finish
 3. Interior Case Finish (Laminate only)
 4. Bracket Paint Finish

Order Code

Interpole Open Shelf

Example: **IPSOS6015L, 118, 118, 118T**

IPS	Interpole Storage
OS	Open Shelf
60	Width
15	Depth
L	Laminate
118	Bright White Laminate
118	Bright White Laminate
118T	Bright White Paint

Included With

Interpole Open Shelf
Mounting Brackets
Hardware

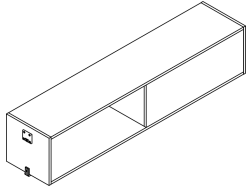
Options

Interpole Open Shelf

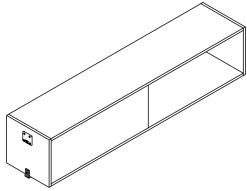
Case Finish Options:
(L) = All the same or different laminates for the exterior and interior case
(V) = All the same veneer for the exterior and interior case

Interpole Horizontal Wood Storage For Mounting Between Two Poles Shared Open Cabinets

description	w	d	h	pattern no.	All Same	Different	Different	V1	V2	V3
					Laminate	Laminate	Laminate			
					(Core Lam)	(Core Lam.)	(Accent Lam.)	(V)	(V)	(V)
					(L)	(L)	(L)			
Interpole Shared Open Front with Enclosed Back, Open on Left	36"	15 5/8"	15"	IPSSOEL3615()	\$2,441.	\$2,678.	\$3,386.	\$3,781.	\$4,252.	\$5,196.
	42"	15 5/8"	15"	IPSSOEL4215()	2,518.	2,755.	3,542.	3,856.	4,329.	5,431.
	48"	15 5/8"	15"	IPSSOEL4815()	2,597.	2,833.	3,700.	3,935.	4,487.	5,667.
	54"	15 5/8"	15"	IPSSOEL5415()	2,833.	3,069.	3,935.	4,170.	4,723.	6,061.
	60"	15 5/8"	15"	IPSSOEL6015()	3,150.	3,542.	4,405.	4,723.	5,512.	6,690.
	66"	15 5/8"	15"	IPSSOEL6615()	3,227.	3,781.	4,566.	4,878.	5,591.	6,926.
	72"	15 5/8"	15"	IPSSOEL7215()	3,306.	3,856.	4,723.	4,959.	5,667.	7,085.



Interpole Shared Open Front with Enclosed Back, Open on Right	36"	15 5/8"	15"	IPSSOER3615()	2,441.	2,678.	3,386.	3,781.	4,252.	5,196.
	42"	15 5/8"	15"	IPSSOER4215()	2,518.	2,755.	3,542.	3,856.	4,329.	5,431.
	48"	15 5/8"	15"	IPSSOER4815()	2,597.	2,833.	3,700.	3,935.	4,487.	5,667.
	54"	15 5/8"	15"	IPSSOER5415()	2,833.	3,069.	3,935.	4,170.	4,723.	6,061.
	60"	15 5/8"	15"	IPSSOER6015()	3,150.	3,542.	4,405.	4,723.	5,512.	6,690.
	66"	15 5/8"	15"	IPSSOER6615()	3,227.	3,781.	4,566.	4,878.	5,591.	6,926.
	66"	15 5/8"	15"	IPSSOER7215()	3,306.	3,856.	4,723.	4,959.	5,667.	7,085.



Ordering Information

Interpole Shared Open Shelf

1. Pattern Number
2. Exterior Case Finish
3. Interior Case Finish (Laminate only)
4. Bracket Paint Finish

Order Code

Interpole Open Shelf

Example: **IPSSOEL6015L, 118, 118, 118T**

IPS	Interpole Storage
SOEL	Shared Open Shelf, Open Left
60	Width
15	Depth
L	Laminate
118	Bright White Laminate
118	Bright White Laminate
118T	Bright White Paint

Included With

Interpole Shared Open Shelf

Mounting Brackets
Hardware

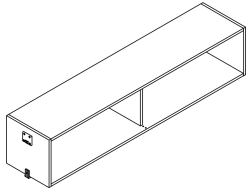
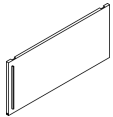
Options

Interpole Shared Open Shelf

Case Finish Options:

(L) = All the same or different laminates for the exterior and interior case
(V) = All the same veneer for the exterior and interior case

Interpole Horizontal Wood Storage For Mounting Between Two Poles Sliding Door Cabinets

description	w	d	h	pattern no.	All Same	Different	Different	V1	V2	V3
					Laminate	Laminate	Laminate			
					(Core Lam)	Case/Interior	Case/Interior	(V)	(V)	(V)
					(L)	(Core Lam.)	(Accent Lam.)	(L)	(V)	(V)
Interpole Sliding Door Cabinet Case 	36"	15 3/8"	15"	IPSSD3615()	\$2,805.	\$3,060.	\$3,958.	\$3,958.	\$4,512.	\$5,583.
	42"	15 3/8"	15"	IPSSD4215()	2,886.	3,154.	4,105.	4,105.	4,683.	5,797.
	48"	15 3/8"	15"	IPSSD4815()	3,014.	3,288.	4,292.	4,292.	4,895.	6,051.
	54"	15 3/8"	15"	IPSSD5415()	3,136.	3,418.	4,439.	4,439.	5,003.	6,296.
	60"	15 3/8"	15"	IPSSD6015()	3,264.	3,623.	4,801.	4,801.	5,512.	6,770.
	66"	15 3/8"	15"	IPSSD6615()	3,349.	3,856.	4,959.	4,959.	5,667.	7,007.
	72"	15 3/8"	15"	IPSSD7215()	3,438.	3,935.	5,118.	5,118.	5,744.	7,164.
Sliding Door Set for Interpole Sliding Door Cabinet Case 	36"	3/4"	15"	IPSSDK36()	866.	n/a	n/a	1,354.	1,557.	1,947.
	42"	3/4"	15"	IPSSDK42()	941.	n/a	n/a	1,400.	1,610.	2,011.
	48"	3/4"	15"	IPSSDK48()	1,020.	n/a	n/a	1,426.	1,639.	2,191.
	54"	3/4"	15"	IPSSDK54()	1,072.	n/a	n/a	1,503.	1,732.	2,227.
	60"	3/4"	15"	IPSSDK60()	1,104.	n/a	n/a	1,540.	1,779.	2,315.
	66"	3/4"	15"	IPSSDK66()	1,161.	n/a	n/a	1,630.	1,874.	2,444.
	72"	3/4"	15"	IPSSDK72()	1,192.	n/a	n/a	1,678.	1,923.	2,504.

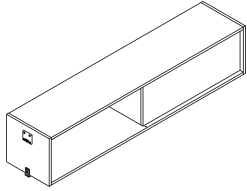
Ordering Information	Order Code	Included With	Options
Interpole Shared Open Shelf 1. Pattern Number 2. Exterior Case Finish 3. Interior Case Finish (Laminate only) 4. Bracket Paint Finish Sliding Doors 1. Pattern Number 2. Door Finish 3. Pull Finish	Interpole Shared Open Shelf <i>Example:</i> IPSSOEL6015L, 118, 118T IPS Interpole Storage SOEL Shared Open Shelf, Open Left 60 Width 15 Depth L Laminate 118 Bright White Laminate 118 Bright White Laminate 118T Bright White Paint Sliding Doors <i>Example:</i> IPSSDK60L 118, 118T IPS Interpole Storage SDK Sliding Door Kit 60 Width L Laminate 118 Bright White Laminate 118T Bright White Paint	Interpole Shared Open Shelf Mounting Brackets Hardware Sliding Doors Hardware	Interpole Shared Open Shelf Case Finish Options: (L) = All the same or different laminates for the exterior and interior case (V) = All the same veneer for the exterior and interior case Sliding Doors Door Finish Option: (L) = Laminate (V) = Veneer Door pulls are available in Knoll core paints, Dark Red (130) and Slate Blue (131) paint finishes.

Interpole Horizontal Wood Storage

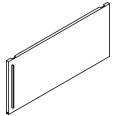
For Mounting Between Two Poles

Shared Sliding Door Cabinets with Opening on Left

description	w	d	h	pattern no.	All Same	Different	Different	V1	V2	V3
					Laminate (Core Lam.) (L)	Laminate Case/ Interior (Core Lam.) (L)	Laminate Case/Interior (Accent Lam.) (L)			
Interpole Shared Sliding Door Cabinet Case, Opening on Left	36"	15 5/8"	15"	IPSSSDL3615()	\$2,703.	\$2,950.	\$4,288.	\$4,288.	\$4,898.	\$6,294.
	42"	15 5/8"	15"	IPSSSDL4215()	2,790.	3,046.	4,380.	4,380.	4,999.	6,427.
	48"	15 5/8"	15"	IPSSSDL4815()	2,918.	3,085.	4,506.	4,506.	5,139.	6,599.
	54"	15 5/8"	15"	IPSSSDL5415()	3,312.	3,563.	4,810.	4,810.	5,253.	7,032.
	60"	15 5/8"	15"	IPSSSDL6015()	3,702.	4,038.	5,114.	5,114.	5,827.	7,468.
	66"	15 5/8"	15"	IPSSSDL6615()	3,790.	4,134.	5,288.	5,288.	6,032.	7,730.
	72"	15 5/8"	15"	IPSSSDL7215()	3,879.	4,230.	5,464.	5,464.	6,232.	7,994.



Sliding Doors Kit for Interpole Mounted Shared Sliding Door Cabinet Case, Opening on Left	w	d	h	pattern no.				V1	V2	V3
Sliding Doors Kit for Interpole Mounted Shared Sliding Door Cabinet Case, Opening on Left	36"	3/4"	15"	IPSSDKL36()	970.	n/a	n/a	1,365.	1,573.	2,039.
	42"	3/4"	15"	IPSSDKL42()	1,015.	n/a	n/a	1,409.	1,622.	2,106.
	48"	3/4"	15"	IPSSDKL48()	1,058.	n/a	n/a	1,454.	1,675.	2,173.
	54"	3/4"	15"	IPSSDKL54()	1,072.	n/a	n/a	1,503.	1,732.	2,227.
	60"	3/4"	15"	IPSSDKL60()	1,104.	n/a	n/a	1,540.	1,779.	2,315.
	66"	3/4"	15"	IPSSDKL66()	1,161.	n/a	n/a	1,630.	1,874.	2,444.
	72"	3/4"	15"	IPSSDKL72()	1,192.	n/a	n/a	1,678.	1,923.	2,504.



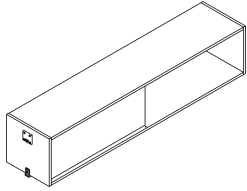
Ordering Information	Order Code	Included With	Options
Interpole Shared Open Shelf	Interpole Shared Open Shelf	Interpole Shared Open Shelf	Interpole Shared Open Shelf
1. Pattern Number	<i>Example:</i> IPSSOEL6015L, 118, 118, 118T	Mounting Brackets	Case Finish Options:
2. Exterior Case Finish	IPS Interpole Storage	Hardware	(L) = All the same or different laminates for the exterior and interior case
3. Interior Case Finish (Laminate only)	SOEL Shared Open Shelf, Open Left	Sliding Doors	(V) = All the same veneer for the exterior and interior case
4. Bracket Paint Finish	60 Width	Hardware	Sliding Doors
Sliding Doors	15 Depth		Door Finish Option:
1. Pattern Number	L Laminate		(L) = Laminate
2. Door Finish	118 Bright White Laminate		(V) = Veneer
3. Pull Finish	118 Bright White Laminate		Door pulls are available in Knoll core paints, Dark Red (130) and Slate Blue (131) paint finishes.
	118T Bright White Paint		
	Sliding Doors		
	<i>Example:</i> IPSSDK60L 118, 118T		
	IPS Interpole Storage		
	SDK Sliding Door Kit		
	60 Width		
	L Laminate		
	118 Bright White Laminate		
	118T Bright White Paint		

Interpole Horizontal Wood Storage

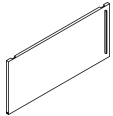
For Mounting Between Two Poles

Shared Sliding Door Cabinets with Opening on Right

description	w	d	h	pattern no.	All Same	Different	Different	V1	V2	V3
					Laminate (Core Lam.) (L)	Laminate Case/ Interior (Core Lam.) (L)	Laminate Case/Interior (Accent Lam.) (L)			
Interpole Shared Sliding Door Cabinet Case, Opening on Right	36"	15 5/8"	15"	IPSSDR3615()	\$2,703.	\$2,950.	\$4,288.	\$4,288.	\$4,898.	\$6,294.
	42"	15 5/8"	15"	IPSSDR4215()	2,790.	3,046.	4,380.	4,380.	4,999.	6,427.
	48"	15 5/8"	15"	IPSSDR4815()	2,918.	3,085.	4,506.	4,506.	5,139.	6,599.
	54"	15 5/8"	15"	IPSSDR5415()	3,312.	3,563.	4,810.	4,810.	5,253.	7,032.
	60"	15 5/8"	15"	IPSSDR6015()	3,702.	4,038.	5,114.	5,114.	5,827.	7,468.
	66"	15 5/8"	15"	IPSSDR6615()	3,790.	4,134.	5,288.	5,288.	6,032.	7,730.
	72"	15 5/8"	15"	IPSSDR7215()	3,879.	4,230.	5,464.	5,464.	6,232.	7,994.




description	w	d	h	pattern no.						
Sliding Doors Kit for Interpole Mounted Shared Sliding Door Cabinet Case, Opening on Right	36"	3/4"	15"	IPSSDKR36()	970.	n/a	n/a	1,365.	1,573.	2,039.
	42"	3/4"	15"	IPSSDKR42()	1,015.	n/a	n/a	1,409.	1,622.	2,106.
	48"	3/4"	15"	IPSSDKR48()	1,058.	n/a	n/a	1,454.	1,675.	2,173.
	54"	3/4"	15"	IPSSDKR54()	1,072.	n/a	n/a	1,503.	1,732.	2,227.
	60"	3/4"	15"	IPSSDKR60()	1,104.	n/a	n/a	1,540.	1,779.	2,315.
	66"	3/4"	15"	IPSSDKR66()	1,161.	n/a	n/a	1,630.	1,874.	2,444.
	72"	3/4"	15"	IPSSDKR72()	1,192.	n/a	n/a	1,678.	1,923.	2,504.



Ordering Information	Order Code	Included With	Options
Interpole Shared Open Shelf 1. Pattern Number 2. Exterior Case Finish 3. Interior Case Finish (Laminate only) 4. Bracket Paint Finish Sliding Doors 1. Pattern Number 2. Door Finish 3. Pull Finish	Interpole Shared Open Shelf <i>Example:</i> IPSSOEL6015L, 118, 118, 118T IPS Interpole Storage SOEL Shared Open Shelf, Open Left 60 Width 15 Depth L Laminate 118 Bright White Laminate 118 Bright White Laminate 118T Bright White Paint Sliding Doors <i>Example:</i> IPSSDK60L 118, 118T IPS Interpole Storage SDK Sliding Door Kit 60 Width L Laminate 118 Bright White Laminate 118T Bright White Paint	Interpole Shared Open Shelf Mounting Brackets Hardware Sliding Doors Hardware	Interpole Shared Open Shelf Case Finish Options: (L) = All the same or different laminates for the exterior and interior case (V) = All the same veneer for the exterior and interior case Sliding Doors Door Finish Option: (L) = Laminate (V) = Veneer Door pulls are available in Knoll core paints, Dark Red (130) and Slate Blue (131) paint finishes.

Interpole Horizontal Wood Storage
Fabric Inserts
For Interpole Mounted Cabinets

description	w	d	h	pattern no.	grade				
					10	20	30	40	45
Fabric Inserts for Interpole Horizontal Cabinets	34 1/2"	1/2"	13 1/2"	IPSI1536F	\$431.	\$482.	\$538.	\$543.	\$582.
	40 1/2"	1/2"	13 1/2"	IPSI1542F	449.	488.	543.	551.	587.
	46 1/2"	1/2"	13 1/2"	IPSI1548F	449.	488.	543.	551.	587.
	52 1/2"	1/2"	13 1/2"	IPSI1554F	458.	497.	557.	560.	599.
	58 1/2"	1/2"	13 1/2"	IPSI1560F	778.	854.	864.	942.	986.
	64 1/2"	1/2"	13 1/2"	IPSI1566F	788.	857.	949.	961.	996.
	70 1/2"	1/2"	13 1/2"	IPSI1572F	788.	857.	949.	961.	996.

Ordering Information

Fabric Inserts

1. Pattern Number
2. Fabric

Order Code

Fabric Inserts

Example: **IPSI1560F, W1077**

IPSI Fabric Insert

15 High

60 Wide

F Tackable Fabric

W1077 Element

Included With

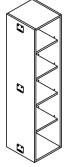
Fabric Inserts

Options

Fabric Inserts

Interpole Vertical Wood Storage For Mounting on Side Slot of Pole Open Cabinets

description	w	d	h	pattern no.	All Same Laminate (Core Lam.) (L)	Different Laminate Case/Interior (Core Lam.) (L)	Different Laminate Case/Interior (Accent Lam.) (L)	V1 (V)	V2 (V)	V3 (V)
Interpole Vertical Cabinet, Open with Four Shelves	15"	15 ⁵ / ₈ "	64 ¹ / ₂ "	IPSVOS1564L()	\$3,462.	\$3,935.	\$5,196.	\$6,296.	\$7,241.	\$9,448.
	15"	15 ⁵ / ₈ "	64 ¹ / ₂ "	IPSVOS1564R()	3,462.	3,935.	5,196.	6,296.	7,241.	9,448.

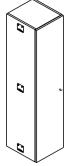


(left mount shown)

Ordering Information	Order Code	Included With	Options
Interpole Vertical Cabinet, Open with Shelves	Interpole Vertical Cabinet, Open with Shelves	Interpole Vertical Cabinet, Open with Shelves	Interpole Vertical Cabinet, Open with Shelves
1. Pattern Number	<i>Example:</i> IPSVOS1564LL, 118, 118T	Mounting Brackets	Case Finish Options:
2. Exterior Case Finish	IPS Interpole Storage	Hardware	(L) = All the same or different laminates for the exterior and interior case
3. Interior Case Finish (Laminate only)	VOS Vertical Cabinet Open with Shelves	(4) Adjustable Shelves	(V) = All the same veneer for the exterior and interior case
4. Bracket Paint Finish	15 Depth		
	64 Height		
	L Mounts on Left		
	L Laminate		
	118 Bright White Laminate		
	118 Bright White Laminate		
	118T Bright White Paint		

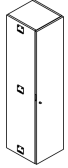
Interpole Vertical Wood Storage For Mounting on Side Slot of Pole Cabinets with Doors

description	w	d	h	pattern no.	All Same	Laminate	Laminate	Laminate	All V1	All V2	All V3
					Laminate (Core Lam.) (L)	Case w/ V1 Fronts (M)	Case w/ V2 Fronts (M)	Case w/ V3 Fronts (M)			
Interpole Vertical Cabinet, Door with Four Shelves, Left Hinge	15"	16 1/2"	64 1/2"	IPSVDL1564L()L	\$4,405.	\$4,878.	\$5,196.	\$5,512.	\$7,716.	\$8,816.	\$11,650.
	15"	16 1/2"	64 1/2"	IPSVDL1564R()L	4,405.	4,878.	5,196.	5,512.	7,716.	8,816.	11,650.



(hinged left / mount left shown)

Interpole Vertical Cabinet, Door with Four Shelves, Right Hinge	15"	16 1/2"	64 1/2"	IPSVDR1564L()L	4,405.	4,878.	5,196.	5,512.	7,716.	8,816.	11,650.
	15"	16 1/2"	64 1/2"	IPSVDR1564R()L	4,405.	4,878.	5,196.	5,512.	7,716.	8,816.	11,650.

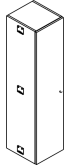


(hinged right / mount left shown)

Ordering Information	Order Code	Included With	Options
Interpole Vertical Cabinet with Door and Shelves	Interpole Vertical Cabinet with Doors and Shelves	Interpole Vertical Cabinet, Open with Shelves	Interpole Vertical Cabinet with Door and Shelves
1. Pattern Number	<i>Example:</i> IPSVDL1564LLN, 118, 118, E, 118T, 118T	Mounting Brackets	Case Finish Options:
2. Case Finish	IPS Interpole Storage	Hardware	(L) = All the same or different laminates for the exterior and interior case
3. Door Finish	VDL Vertical Cabinet with Door, Hinged Left	(4) Adjustable Shelves	(M) = Laminate exterior case/shelves and veneer door front
4. Pull Type	15 Depth		(V) = All the same veneer for the exterior case/shelves and door front
5. Pull Paint Finish	64 Height		
6. Bracket Paint Finish	L Mounts on Left		Lock Options:
	L Laminate		To specify an Interpole Vertical Storage cabinet without a lock, replace the final "L" suffix in the pattern number with an "N".
	N Non-Locking		
	118 Bright White Laminate		Door Pull Options:
	118 Bright White Laminate		(E) = Edge Pull
	E Edge Pull		(I) = Insert Pull
	118T Bright White Paint		(O) = Loop Pull
	118T Bright White Paint		See planning guide page for door pull finish options

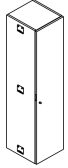
Interpole Vertical Wood Storage For Mounting on Side Slot of Pole Wardrobe Cabinets

description	w	d	h	pattern no.	All Same Laminate (Core Lam.) (L)	Laminate Case w/ V1 Fronts (M)	Laminate Case w/ V2 Fronts (M)	Laminate Case w/ V3 Fronts (M)	All V1 (V)	All V2 (V)	All V3 (V)
Interpole Vertical Cabinet, Wardrobe, Left Hinge	15"	16 1/2"	64 1/2"	IPSVWL1564L(JL)	\$3,935.	\$4,405.	\$4,723.	\$5,037.	\$7,241.	\$8,347.	\$11,177.
	15"	16 1/2"	64 1/2"	IPSVWL1564R(JL)	3,935.	4,405.	4,723.	5,037.	7,241.	8,347.	11,177.



(hinged left / mount left shown)

Interpole Vertical Cabinet, Wardrobe, Right Hinge	15"	16 1/2"	64 1/2"	IPSVWR1564L(JL)	3,935.	4,405.	4,723.	5,037.	7,241.	8,347.	11,177.
	15"	16 1/2"	64 1/2"	IPSVWR1564R(JL)	3,935.	4,405.	4,723.	5,037.	7,241.	8,347.	11,177.



(hinged right / mount left shown)

Ordering Information	Order Code	Included With	Options
Interpole Vertical Cabinet Wardrobe 1. Pattern Number 2. Case Finish 3. Door Finish 4. Pull Type 5. Pull Paint Finish 6. Bracket Paint Finish	Interpole Vertical Cabinet Wardrobe <i>Example:</i> IPSVWL1564LLN, 118, 118, E, 118T, 118T <hr/> IPS Interpole Storage <hr/> VWL Vertical Wardrobe, Hinged on Left <hr/> 15 Depth <hr/> 64 Height <hr/> L Mounts on Left <hr/> L Laminate <hr/> N Non-Locking <hr/> 118 Bright White Laminate <hr/> 118 Bright White Laminate <hr/> E Edge Pull <hr/> 118T Bright White Paint <hr/> 118T Bright White Paint	Interpole Vertical Cabinet, Wardrobe Mounting Brackets Hardware Coat Hook Low Shelf	Interpole Vertical Cabinet with Door and Shelves Case Finish Options: (L) = All the same or different laminates for the exterior and interior case (M) = Laminate exterior case/shelves and veneer door front (V) = All the same veneer for the exterior case/shelves and door front Lock Options: To specify an Interpole Vertical Storage cabinet without a lock, replace the final "L" suffix in the pattern number with an "N". Door Pull Options: (E) = Edge Pull (I) = Insert Pull (O) = Loop Pull See planning guide page for door pull finish options

Interpole Vertical Wood Storage
Fabric Inserts
For Interpole Vertical Cabinets

description	w	d	h	pattern no.	grade				
					10	20	30	40	45
Fabric Inserts for Interpole Vertical Cabinets	15"	1/2"	64"	IPSI6415F	\$788.	\$857.	\$949.	\$961.	\$996.



Ordering Information

Fabric Inserts

1. Pattern Number
2. Fabric

Order Code

Fabric Inserts

Example: IPSI6415F, W1077

IPSI Fabric Insert

64 High

15 Wide

F Tackable Fabric

W1077 Element

Included With

Fabric Inserts

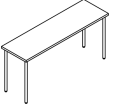
Options

Fabric Inserts

Antenna Simple Tables

Rectangular Tables

18" Deep

description	type	w	d	h	pattern no.	Laminate (L)	M/V1 (V)	V2 (V)	V3 (V)
18"D Antenna Simple Tables with Rectangular Shaped Tops 	Desk height high range	36"	18"	28 1/2"	YKTS3618SDHN	\$1,381.	\$1,642.	\$1,707.	\$1,832.
		42"	18"	28 1/2"	YKTS4218SDHN	1,441.	1,690.	1,761.	1,908.
		48"	18"	28 1/2"	YKTS4818SDHN	1,483.	1,735.	1,815.	1,982.
		54"	18"	28 1/2"	YKTS5418SDHN	1,524.	1,781.	1,869.	2,057.
		60"	18"	28 1/2"	YKTS6018SDHN	1,588.	1,827.	1,923.	2,129.
		66"	18"	28 1/2"	YKTS6618SDHN	1,632.	1,897.	1,998.	2,222.
		72"	18"	28 1/2"	YKTS7218SDHN	1,678.	1,969.	2,076.	2,320.
		78"	18"	28 1/2"	YKTS7818SDHN	1,764.	2,037.	2,154.	2,416.
		84"	18"	28 1/2"	YKTS8418SDHN	1,823.	2,107.	2,229.	2,514.
			Desk height low range	36"	18"	25 5/6"	YKTS3618SDLN	1,381.	1,642.
42"	18"			25 5/6"	YKTS4218SDLN	1,441.	1,690.	1,761.	1,908.
48"	18"			25 5/6"	YKTS4818SDLN	1,483.	1,735.	1,815.	1,982.
54"	18"			25 5/6"	YKTS5418SDLN	1,524.	1,781.	1,869.	2,057.
60"	18"			25 5/6"	YKTS6018SDLN	1,588.	1,827.	1,923.	2,129.
66"	18"			25 5/6"	YKTS6618SDLN	1,632.	1,897.	1,998.	2,222.
72"	18"			25 5/6"	YKTS7218SDLN	1,678.	1,969.	2,076.	2,320.
78"	18"			25 5/6"	YKTS7818SDLN	1,764.	2,037.	2,154.	2,416.
84"	18"			25 5/6"	YKTS8418SDLN	1,823.	2,107.	2,229.	2,514.
	Desk height with casters			36"	18"	28 1/2"	YKTS3618SDCN	1,451.	1,718.
		42"	18"	28 1/2"	YKTS4218SDCN	1,514.	1,767.	1,839.	1,987.
		48"	18"	28 1/2"	YKTS4818SDCN	1,554.	1,812.	1,891.	2,059.
		54"	18"	28 1/2"	YKTS5418SDCN	1,594.	1,861.	1,945.	2,132.
		60"	18"	28 1/2"	YKTS6018SDCN	1,659.	1,903.	1,998.	2,205.
		66"	18"	28 1/2"	YKTS6618SDCN	1,733.	1,977.	2,076.	2,300.
		72"	18"	28 1/2"	YKTS7218SDCN	1,748.	2,045.	2,154.	2,396.
		78"	18"	28 1/2"	YKTS7818SDCN	1,836.	2,113.	2,228.	2,495.
		84"	18"	28 1/2"	YKTS8418SDCN	1,894.	2,183.	2,306.	2,591.

Antenna Simple Tables

Ordering Information

- Antenna Simple Tables**
1. Pattern Number
 2. Grommet / no grommet
 3. Top finish type
 4. Top finish
 5. Edge Finish (for laminate tops only)
 6. Leg finish (Texture paint)
 7. Grommet finish (paint)

Order Code

Tables	
<i>Example:</i>	YKTS6018SDHNL, 118, 118T
YKTS	Antenna Simple Table
60	Width
18	Depth
SDH	Desk Height High Range
N	No Grommet
L	Laminate
118	Bright White Laminate
118	Bright White Edge
118T	Bright White Leg

Included With

- Antenna Simple Tables**
- Antenna Top
 - Table Legs
 - Stiffener
 - Leveling Glides or Casters
 - Attachment Hardware

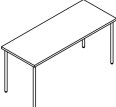
Options

- Antenna Simple Table**
- (N) No grommet
 - (G) Grommet
- For Grommets, add \$50 for rectangular and track shape tops. Add \$25 for round and square.
- Top Finish Options:**
- (L) = Laminate
 - (M) = Laminate top with wood edge
 - (V) = Veneer
- Top may be specified in any Knoll core laminate or veneer.
- Leg Finish Options:**
- Legs are available in Knoll core paints, Dark Red (130) and Slate blue (131) paint finishes.

Antenna Simple Tables

Rectangular Tables

24" Deep

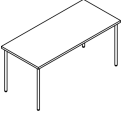
description	type	w	d	h	pattern no.	Laminate (L)	M/V1 (V)	V2 (V)	V3 (V)
24"D Antenna Simple Tables with Rectangular Shaped Tops 	Desk height high range	36"	24"	28 1/2"	YKTS3624SDHN	\$1,435.	\$1,698.	\$1,779.	\$1,943.
		42"	24"	28 1/2"	YKTS4224SDHN	1,507.	1,755.	1,840.	2,032.
		48"	24"	28 1/2"	YKTS4824SDHN	1,552.	1,811.	1,901.	2,118.
		54"	24"	28 1/2"	YKTS5424SDHN	1,605.	1,866.	1,962.	2,208.
		60"	24"	28 1/2"	YKTS6024SDHN	1,680.	1,918.	2,027.	2,405.
		66"	24"	28 1/2"	YKTS6624SDHN	1,731.	1,997.	2,110.	2,518.
		72"	24"	28 1/2"	YKTS7224SDHN	1,755.	2,076.	2,203.	2,633.
		78"	24"	28 1/2"	YKTS7824SDHN	1,881.	2,155.	2,290.	2,744.
		84"	24"	28 1/2"	YKTS8424SDHN	1,945.	2,232.	2,375.	2,743.
		Desk height low range	36"	24"	25 5/6"	YKTS3624SDLN	1,435.	1,698.	1,779.
42"	24"		25 5/6"	YKTS4224SDLN	1,507.	1,755.	1,840.	2,032.	
48"	24"		25 5/6"	YKTS4824SDLN	1,552.	1,811.	1,901.	2,118.	
54"	24"		25 5/6"	YKTS5424SDLN	1,605.	1,866.	1,962.	2,208.	
60"	24"		25 5/6"	YKTS6024SDLN	1,680.	1,918.	2,027.	2,405.	
66"	24"		25 5/6"	YKTS6624SDLN	1,731.	1,997.	2,110.	2,518.	
72"	24"		25 5/6"	YKTS7224SDLN	1,755.	2,076.	2,203.	2,633.	
78"	24"		25 5/6"	YKTS7824SDLN	1,881.	2,155.	2,290.	2,744.	
84"	24"		25 5/6"	YKTS8424SDLN	1,945.	2,232.	2,375.	2,743.	
Desk height with casters	36"		24"	28 1/2"	YKTS3624SDCN	1,510.	1,778.	1,855.	2,021.
	42"	24"	28 1/2"	YKTS4224SDCN	1,581.	1,830.	1,916.	2,107.	
	48"	24"	28 1/2"	YKTS4824SDCN	1,628.	1,888.	1,979.	2,198.	
	54"	24"	28 1/2"	YKTS5424SDCN	1,678.	1,942.	2,037.	2,287.	
	60"	24"	28 1/2"	YKTS6024SDCN	1,751.	1,996.	2,103.	2,483.	
	66"	24"	28 1/2"	YKTS6624SDCN	1,804.	2,074.	2,190.	2,596.	
	72"	24"	28 1/2"	YKTS7224SDCN	1,827.	2,154.	2,278.	2,707.	
	78"	24"	28 1/2"	YKTS7824SDCN	1,952.	2,229.	2,365.	2,820.	
	84"	24"	28 1/2"	YKTS8424SDCN	2,018.	2,307.	2,451.	2,819.	

Ordering Information	Order Code	Included With	Options
Antenna Simple Tables	Tables	Antenna Simple Tables	Antenna Simple Table
1. Pattern Number	<i>Example:</i> YKTS6024SDHNL, 118, 118T	Antenna Top	(N) No grommet
2. Grommet / no grommet		Table Legs	(G) Grommet
3. Top finish type	YKTS Antenna Simple Table	Stiffener	For Grommets, add \$50 for rectangular and track shape tops. Add \$25 for round and square.
4. Top finish	60 Width	Leveling Glides or Casters	Top Finish Options:
5. Edge Finish (for laminate tops only)	24 Depth	Attachment Hardware	(L) = Laminate
6. Base finish (paint)	SDH Desk Height High Range		(M) = Laminate top with wood edge
7. Grommet finish (paint)	N No Grommet		(V) = Veneer
	L Laminate		Top may be specified in any Knoll core laminate or veneer.
	118 Bright White Laminate		Leg Finish Options:
	118 Bright White Edge		Legs are available in Knoll core paints, Dark Red (130) and Slate blue (131) paint finishes.
	118T Bright White Leg		

Antenna Simple Tables

Rectangular Tables

27" Deep

description	type	w	d	h	pattern no.	Laminate (L)	M/V1 (V)	V2 (V)	V3 (V)
27"D Antenna Simple Tables with Rectangular Shaped Tops 	Desk height high range	36"	27"	28 1/2"	YKTS3627SDHN	\$1,464.	\$1,718.	\$1,803.	\$1,989.
		42"	27"	28 1/2"	YKTS4227SDHN	1,538.	1,784.	1,876.	2,088.
		48"	27"	28 1/2"	YKTS4827SDHN	1,591.	1,849.	1,947.	2,190.
		54"	27"	28 1/2"	YKTS5427SDHN	1,643.	1,912.	2,025.	2,292.
		60"	27"	28 1/2"	YKTS6027SDHN	1,721.	1,977.	2,095.	2,391.
		66"	27"	28 1/2"	YKTS6627SDHN	1,735.	2,065.	2,176.	2,502.
		72"	27"	28 1/2"	YKTS7227SDHN	1,757.	2,120.	2,257.	2,610.
		78"	27"	28 1/2"	YKTS7827SDHN	1,936.	2,198.	2,341.	2,719.
		84"	27"	28 1/2"	YKTS8427SDHN	2,007.	2,268.	2,416.	2,829.
		Desk height low range	36"	27"	25 3/6"	YKTS3627SDLN	1,464.	1,718.	1,803.
42"	27"		25 3/6"	YKTS4227SDLN	1,538.	1,784.	1,876.	2,088.	
48"	27"		25 3/6"	YKTS4827SDLN	1,591.	1,849.	1,947.	2,190.	
54"	27"		25 3/6"	YKTS5427SDLN	1,643.	1,912.	2,025.	2,292.	
60"	27"		25 3/6"	YKTS6027SDLN	1,721.	1,977.	2,095.	2,391.	
66"	27"		25 3/6"	YKTS6627SDLN	1,735.	2,065.	2,176.	2,502.	
72"	27"		25 3/6"	YKTS7227SDLN	1,757.	2,120.	2,257.	2,610.	
78"	27"		25 3/6"	YKTS7827SDLN	1,936.	2,198.	2,341.	2,719.	
84"	27"		25 3/6"	YKTS8427SDLN	2,007.	2,268.	2,416.	2,829.	
Desk height with casters	36"		27"	28 1/2"	YKTS3627SDCN	1,537.	1,796.	1,879.	2,065.
	42"	27"	28 1/2"	YKTS4227SDCN	1,612.	1,862.	1,952.	2,166.	
	48"	27"	28 1/2"	YKTS4827SDCN	1,661.	1,926.	2,027.	2,268.	
	54"	27"	28 1/2"	YKTS5427SDCN	1,717.	1,990.	2,100.	2,368.	
	60"	27"	28 1/2"	YKTS6027SDCN	1,795.	2,051.	2,171.	2,470.	
	66"	27"	28 1/2"	YKTS6627SDCN	1,815.	2,144.	2,253.	2,577.	
	72"	27"	28 1/2"	YKTS7227SDCN	1,861.	2,202.	2,336.	2,690.	
	78"	27"	28 1/2"	YKTS7827SDCN	2,007.	2,272.	2,415.	2,799.	
	84"	27"	28 1/2"	YKTS8427SDCN	2,083.	2,344.	2,495.	2,908.	

Antenna Simple Tables

Ordering Information

Antenna Simple Tables

1. Pattern Number
2. Grommet / no grommet
3. Top finish type
4. Top finish
5. Edge Finish (for laminate tops only)
6. Base finish (paint)
7. Grommet finish (paint)

Order Code

Tables	
<i>Example:</i>	YKTS6027SDHNL, 118, 118T
YKTS	Antenna Simple Table
60	Width
27	Depth
SDH	Desk Height High Range
N	No Grommet
L	Laminate
118	Bright White Laminate
118	Bright White Edge
118T	Bright White Leg

Included With

Antenna Simple Tables
 Antenna Top
 Table Legs
 Stiffener
 Leveling Glides or Casters
 Attachment Hardware

Options

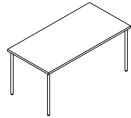
Antenna Simple Table
 (N) No grommet
 (G) Grommet
 For Grommets, add \$50 for rectangular and track shape tops. Add \$25 for round and square.
Top Finish Options:
 (L) = Laminate
 (M) = Laminate top with wood edge
 (V) = Veneer
 Top may be specified in any Knoll core laminate or veneer.
Leg Finish Options:
 Legs are available in Knoll core paints, Dark Red (130) and Slate blue (131) paint finishes.

Antenna Simple Tables

Rectangular Tables

30" Deep

description	type	w	d	h	pattern no.	Laminate (L)	M/V1 (V)	V2 (V)	V3 (V)
30"D Antenna Simple Tables with Rectangular Shaped Tops	Desk height high range	36"	30"	28 1/2"	YKTS3630SDHN	\$1,491.	\$1,738.	\$1,826.	\$2,030.
		42"	30"	28 1/2"	YKTS4230SDHN	1,573.	1,805.	1,902.	2,137.
		48"	30"	28 1/2"	YKTS4830SDHN	1,628.	1,872.	1,981.	2,244.
		54"	30"	28 1/2"	YKTS5430SDHN	1,684.	1,937.	2,058.	2,353.
		60"	30"	28 1/2"	YKTS6030SDHN	1,762.	2,002.	2,130.	2,458.
		66"	30"	28 1/2"	YKTS6630SDHN	1,828.	2,084.	2,208.	2,551.
		72"	30"	28 1/2"	YKTS7230SDHN	1,887.	2,164.	2,276.	2,697.
		78"	30"	28 1/2"	YKTS7830SDHN	1,994.	2,242.	2,401.	2,818.
		84"	30"	28 1/2"	YKTS8430SDHN	2,071.	2,319.	2,479.	2,930.
		Desk height low range	Desk height low range	36"	30"	25 5/6"	YKTS3630SDLN	1,491.	1,738.
42"	30"			25 5/6"	YKTS4230SDLN	1,573.	1,805.	1,902.	2,137.
48"	30"			25 5/6"	YKTS4830SDLN	1,628.	1,872.	1,981.	2,244.
54"	30"			25 5/6"	YKTS5430SDLN	1,684.	1,937.	2,058.	2,353.
60"	30"			25 5/6"	YKTS6030SDLN	1,762.	2,002.	2,130.	2,458.
66"	30"			25 5/6"	YKTS6630SDLN	1,828.	2,084.	2,208.	2,551.
72"	30"			25 5/6"	YKTS7230SDLN	1,887.	2,164.	2,276.	2,697.
78"	30"			25 5/6"	YKTS7830SDLN	1,994.	2,242.	2,401.	2,818.
84"	30"			25 5/6"	YKTS8430SDLN	2,071.	2,319.	2,479.	2,930.
Desk height with casters	Desk height with casters			36"	30"	28 1/2"	YKTS3630SDCN	1,564.	1,815.
		42"	30"	28 1/2"	YKTS4230SDCN	1,643.	1,884.	1,981.	2,215.
		48"	30"	28 1/2"	YKTS4830SDCN	1,698.	1,946.	2,058.	2,320.
		54"	30"	28 1/2"	YKTS5430SDCN	1,756.	2,013.	2,135.	2,430.
		60"	30"	28 1/2"	YKTS6030SDCN	1,839.	2,082.	2,206.	2,534.
		66"	30"	28 1/2"	YKTS6630SDCN	1,901.	2,159.	2,287.	2,625.
		72"	30"	28 1/2"	YKTS7230SDCN	1,960.	2,240.	2,353.	2,774.
		78"	30"	28 1/2"	YKTS7830SDCN	2,067.	2,319.	2,478.	2,896.
		84"	30"	28 1/2"	YKTS8430SDCN	2,144.	2,394.	2,557.	3,011.

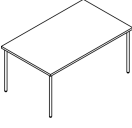


Ordering Information	Order Code	Included With	Options
Antenna Simple Tables	Tables	Antenna Simple Tables	Antenna Simple Table
1. Pattern Number	<i>Example:</i> YKTS6030SDHNL, 118, 118T	Antenna Top	(N) No grommet
2. Grommet / no grommet		Table Legs	(G) Grommet
3. Top finish type	YKTS Antenna Simple Table	Stiffener	For Grommets, add \$50 for rectangular and track shape tops. Add \$25 for round and square.
4. Top finish	60 Width	Leveling Glides or Casters	Top Finish Options:
5. Edge Finish (for laminate tops only)	30 Depth	Attachment Hardware	(L) = Laminate
6. Base finish (paint)	SDH Desk Height High Range		(M) = Laminate top with wood edge
7. Grommet finish (paint)	N No Grommet		(V) = Veneer
	L Laminate		Top may be specified in any Knoll core laminate or veneer.
	118 Bright White Laminate		Leg Finish Options:
	118 Bright White Edge		Legs are available in Knoll core paints, Dark Red (130) and Slate blue (131) paint finishes.
	118T Bright White Leg		

Antenna Simple Tables

Rectangular Tables

36" Deep

description	type	w	d	h	pattern no.	Laminate (L)	M//V1 (V)	V2 (V)	V3 (V)	
36"D Antenna Simple Tables with Rectangular Shaped Tops 	Desk height high range	36"	36"	28 1/2"	YKTS3636SDHN	\$1,547.	\$1,793.	\$1,906.	\$2,149.	
		42"	36"	28 1/2"	YKTS4236SDHN	1,635.	1,855.	1,981.	2,257.	
		48"	36"	28 1/2"	YKTS4836SDHN	1,698.	1,926.	2,054.	2,368.	
		54"	36"	28 1/2"	YKTS5436SDHN	1,764.	1,995.	2,129.	2,478.	
		60"	36"	28 1/2"	YKTS6036SDHN	1,858.	2,063.	2,202.	2,590.	
		66"	36"	28 1/2"	YKTS6636SDHN	1,927.	2,147.	2,292.	2,719.	
		72"	36"	28 1/2"	YKTS7236SDHN	1,995.	2,227.	2,384.	2,851.	
		78"	36"	28 1/2"	YKTS7836SDHN	2,106.	2,310.	2,475.	2,981.	
		84"	36"	28 1/2"	YKTS8436SDHN	2,191.	2,390.	2,570.	3,110.	
		Desk height low range	36"	36"	25 3/6"	YKTS3636SDLN	1,547.	1,793.	1,906.	2,149.
			42"	36"	25 3/6"	YKTS4236SDLN	1,635.	1,855.	1,981.	2,257.
48"	36"		25 3/6"	YKTS4836SDLN	1,698.	1,926.	2,054.	2,368.		
54"	36"		25 3/6"	YKTS5436SDLN	1,764.	1,995.	2,129.	2,478.		
60"	36"		25 3/6"	YKTS6036SDLN	1,858.	2,063.	2,202.	2,590.		
66"	36"		25 3/6"	YKTS6636SDLN	1,927.	2,147.	2,292.	2,719.		
72"	36"		25 3/6"	YKTS7236SDLN	1,995.	2,227.	2,384.	2,851.		
78"	36"		25 3/6"	YKTS7836SDLN	2,106.	2,310.	2,475.	2,981.		
84"	36"		25 3/6"	YKTS8436SDLN	2,191.	2,390.	2,570.	3,110.		
Desk height with casters	36"		36"	28 1/2"	YKTS3636SDCN	1,621.	1,867.	1,983.	2,222.	
	42"		36"	28 1/2"	YKTS4236SDCN	1,707.	1,934.	2,058.	2,336.	
	48"	36"	28 1/2"	YKTS4836SDCN	1,772.	2,001.	2,131.	2,446.		
	54"	36"	28 1/2"	YKTS5436SDCN	1,836.	2,071.	2,205.	2,556.		
	60"	36"	28 1/2"	YKTS6036SDCN	1,931.	2,141.	2,277.	2,666.		
	66"	36"	28 1/2"	YKTS6636SDCN	1,998.	2,220.	2,368.	2,799.		
	72"	36"	28 1/2"	YKTS7236SDCN	2,067.	2,304.	2,460.	2,925.		
	78"	36"	28 1/2"	YKTS7836SDCN	2,179.	2,387.	2,554.	3,058.		
	84"	36"	28 1/2"	YKTS8436SDCN	2,264.	2,469.	2,647.	3,184.		

Antenna Simple Tables

Ordering Information

Antenna Simple Tables

1. Pattern Number
2. Grommet / no grommet
3. Top finish type
4. Top finish
5. Edge Finish (for laminate tops only)
6. Base finish (paint)
7. Grommet finish (paint)

Order Code

Tables	
<i>Example:</i>	YKTS6036SDHNL, 118, 118T
YKTS	Antenna Simple Table
60	Width
36	Depth
SDH	Desk Height High Range
N	No Grommet
L	Laminate
118	Bright White Laminate
118	Bright White Edge
118T	Bright White Leg

Included With

Antenna Simple Tables
 Antenna Top
 Table Legs
 Stiffener
 Leveling Glides or Casters
 Attachment Hardware

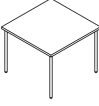
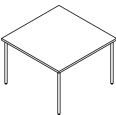
Options

Antenna Simple Table
 (N) No grommet
 (G) Grommet
 For Grommets, add \$50 for rectangular and track shape tops. Add \$25 for round and square
Top Finish Options:
 (L) = Laminate
 (M) = Laminate top with wood edge
 (V) = Veneer
 Top may be specified in any Knoll core laminate or veneer.
Leg Finish Options:
 Legs are available in Knoll core paints, Dark Red (130) and Slate blue (131) paint finishes.

Antenna Simple Tables

Square Tables

36" and 42" Deep

description	type	w	d	h	pattern no.	Laminate (L)	M/V1 (V)	V2 (V)	V3 (V)
36"D Antenna Simple Tables with Square Shaped Tops 	Desk height high range	36"	36"	28½"	YKTS3636SDHN	\$1,547.	\$1,793.	\$1,906.	\$2,149.
	Desk height low range	36"	36"	25⅝"	YKTS3636SDLN	1,547.	1,793.	1,906.	2,149.
	Desk height with casters	36"	36"	28½"	YKTS3636SDCN	1,621.	1,867.	1,983.	2,222.
42"D Antenna Simple Tables with Square Shaped Tops 	Desk height high range	42"	42"	28½"	YKTS4242SDHN	1,712.	1,988.	2,105.	2,428.
	Desk height low range	42"	42"	25⅝"	YKTS4242SDLN	1,712.	1,988.	2,105.	2,428.
	Desk height with casters	42"	42"	28½"	YKTS4242SDCN	1,785.	2,045.	2,166.	2,487.

Ordering Information

Antenna Simple Tables

1. Pattern Number
2. Grommet / no grommet
3. Top finish type
4. Top finish
5. Edge Finish (for laminate tops only)
6. Base finish (paint)
7. Grommet finish (paint)

Order Code

Tables	
<i>Example:</i>	YKTS3636SDHNL, 118, 118, 118T
YKTS	Antenna Simple Table
36	Width
36	Depth
SDH	Desk Height High Range
N	No Grommet
L	Laminate
118	Bright White Laminate
118	Bright White Edge
118T	Bright White Leg

Included With

Antenna Simple Tables
 Antenna Top
 Table Legs
 Stiffener
 Leveling Glides or Casters
 Attachment Hardware



Options

Antenna Simple Table
 (N) No grommet
 (G) Grommet
 For Grommets, add \$50 for rectangular and track shape tops. Add \$25 for round and square.
Top Finish Options:
 (L) = Laminate
 (M) = Laminate top with wood edge
 (V) = Veneer
 Top may be specified in any Knoll core laminate or veneer.
Leg Finish Options:
 Legs are available in Knoll core paints, Dark Red (130) and Slate blue (131) paint finishes.

Antenna Simple Tables

Round Tables

36" and 42" Deep

description	type	w	d	h	pattern no.	Laminate (L)	M/V1 (V)	V2 (V)	V3 (V)
36"D Antenna Simple Tables with Round Shaped Tops 	Desk height high range	36"	36"	28½"	YKTR36SDHN	\$1,539.	\$3,389.	\$3,462.	\$3,717.
	Desk height low range	36"	36"	25⅝"	YKTR36SDLN	1,539.	3,389.	3,462.	3,717.
	Desk height with casters	36"	36"	28½"	YKTR36SDCN	1,612.	3,447.	3,524.	3,779.
42"D Antenna Simple Tables with Round Shaped Tops 	Desk height high range	42"	42"	28½"	YKTR42SDHN	1,703.	3,569.	3,657.	3,997.
	Desk height low range	42"	42"	25⅝"	YKTR42SDLN	1,703.	3,569.	3,657.	3,997.
	Desk height with casters	42"	42"	28½"	YKTR42SDCN	1,776.	3,625.	3,717.	4,055.

Antenna Simple Tables

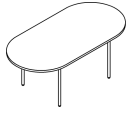
Ordering Information	Order Code	Included With	Options
Antenna Simple Tables 1. Pattern Number 2. Grommet / no grommet 3. Top finish type 4. Top finish 5. Edge Finish (for laminate tops only) 6. Base finish (paint) 7. Grommet finish (paint)	Tables <i>Example:</i> YKTS6030SDHNL, 118, 118T <hr/> YKTS Antenna Simple Table <hr/> 60 Width <hr/> 30 Depth <hr/> SDH Desk Height High Range <hr/> N No Grommet <hr/> L Laminate <hr/> 118 Bright White Laminate <hr/> 118 Bright White Edge <hr/> 118T Bright White Leg	Antenna Simple Tables Antenna Top Table Legs Stiffener Leveling Glides or Casters Attachment Hardware	Antenna Simple Table (N) No grommet (G) Grommet For Grommets, add \$50 for rectangular and track shape tops. Add \$25 for round and square. Top Finish Options: (L) = Laminate (M) = Laminate top with wood edge (V) = Veneer Top may be specified in any Knoll core laminate or veneer. Leg Finish Options: Legs are available in Knoll core paints, Dark Red (130) and Slate blue (131) paint finishes.

Antenna Simple Tables

Track Tables

36" Deep

description	type	w	d	h	pattern no.	Laminate (L)	M/V1 (V)	V2 (V)	V3 (V)
36"D Antenna Simple Tables with Track Shaped Tops	Desk height high range	72"	36"	28½"	YKTT7236SDHN	\$2,002.	\$3,957.	\$4,117.	\$4,582.
	Desk height low range	72"	36"	25⅝"	YKTT7236SDLN	2,002.	3,957.	4,117.	4,582.
	Desk height with casters	72"	36"	28½"	YKTT7236SDCN	2,082.	4,014.	4,180.	4,643.



Ordering Information

Antenna Simple Tables

1. Pattern Number
2. Grommet / no grommet
3. Top finish type
4. Top finish
5. Edge Finish (for laminate tops only)
6. Base finish (paint)
7. Grommet finish (paint)

Order Code

Tables

Example: **YKTS6030SDHNL, 118, 118, 118T**

YKTS	Antenna Simple Table
60	Width
30	Depth
SDH	Desk Height High Range
N	No Grommet
L	Laminate
118	Bright White Laminate
118	Bright White Edge
118T	Bright White Leg

Included With

Antenna Simple Tables
 Antenna Top
 Table Legs
 Stiffener
 Leveling Glides or Casters
 Attachment Hardware

Options

Antenna Simple Table

(N) No grommet
 (G) Grommet

For Grommets, add \$50 for rectangular and track shape tops. Add \$25 for round and square.

Top Finish Options:

(L) = Laminate
 (M) = Laminate top with wood edge
 (V) = Veneer

Top may be specified in any Knoll core laminate or veneer.

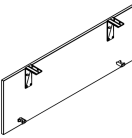
Leg Finish Options:

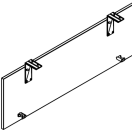
Legs are available in Knoll core paints, Dark Red (130) and Slate blue (131) paint finishes.

Modesty Panels for Simple Tables

Half Height

Painted, Laminate or Veneer

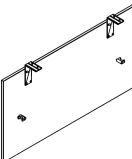
description	type	w	d	h	pattern no.	Painted (P)	Laminate (L)	V1 (V)	V2 (V)	V3 (V)
 Modesty Panel for Simple Tables, Half Height	For 36" Wide Tops	36"	1 1/8"	16 7/8"	YMPT1736()	\$389.	\$423.	\$926.	\$1,063.	\$1,385.
	For 42" Wide Tops	42"	1 1/8"	16 7/8"	YMPT1742()	399.	431.	956.	1,098.	1,428.
	For 48" Wide Tops	48"	1 1/8"	16 7/8"	YMPT1748()	405.	466.	990.	1,143.	1,485.
	For 54" Wide Tops	54"	1 1/8"	16 7/8"	YMPT1754()	414.	476.	1,029.	1,185.	1,539.
	For 60" Wide Tops	60"	1 1/8"	16 7/8"	YMPT1760()	487.	608.	1,105.	1,269.	1,647.
	For 66" Wide Tops	66"	1 1/8"	16 7/8"	YMPT1766()	548.	670.	1,132.	1,303.	1,694.
	For 72" Wide Tops	72"	1 1/8"	16 7/8"	YMPT1772()	557.	679.	1,165.	1,338.	1,741.
	For 78" Wide Tops	78"	1 1/8"	16 7/8"	YMPT1778()	565.	686.	1,207.	1,393.	1,807.
For 84" Wide Tops	84"	1 1/8"	16 7/8"	YMPT1784()	572.	695.	1,238.	1,424.	1,851.	

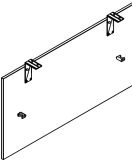
 Modesty Panel for Simple Tables, Half Height with Cord Passage	For 36" Wide Tops	36"	1 1/8"	15 7/8"	YMPT1636()	389.	423.	926.	1,063.	1,385.
	For 42" Wide Tops	42"	1 1/8"	15 7/8"	YMPT1642()	399.	431.	956.	1,098.	1,428.
	For 48" Wide Tops	48"	1 1/8"	15 7/8"	YMPT1648()	405.	466.	990.	1,143.	1,485.
	For 54" Wide Tops	54"	1 1/8"	15 7/8"	YMPT1654()	414.	476.	1,029.	1,185.	1,539.
	For 60" Wide Tops	60"	1 1/8"	15 7/8"	YMPT1660()	487.	608.	1,105.	1,269.	1,647.
	For 66" Wide Tops	66"	1 1/8"	15 7/8"	YMPT1666()	548.	670.	1,132.	1,303.	1,694.
	For 72" Wide Tops	72"	1 1/8"	15 7/8"	YMPT1672()	557.	679.	1,165.	1,338.	1,741.
	For 78" Wide Tops	78"	1 1/8"	15 7/8"	YMPT1678()	565.	686.	1,207.	1,393.	1,807.
For 84" Wide Tops	84"	1 1/8"	15 7/8"	YMPT1684()	572.	695.	1,238.	1,424.	1,851.	

Antenna Simple Tables

Ordering Information	Order Code	Included With	Options
Modesty Panels for Simple Tables 1. Pattern Number 2. Surface Finish 3. Bracket Paint Finish	Modesty Panels for Simple Tables <i>Example:</i> YMPT1748P, 118T, 118T <hr/> YMPT Modesty Panel Simple Table <hr/> 17 Height <hr/> 48 Width <hr/> P Paint <hr/> 118T Bright White Paint <hr/> 118T Bright White Paint	Modesty Panels for Simple Tables Attachment brackets Hardware	Modesty Panels for Simple Tables Finish Options: (P)=Painted (L)=Laminate (V)=Veneer



Modesty Panels for Simple Tables
Full Height
Painted, Laminate or Veneer

description	type	w	d	h	pattern no.	Painted (P)	Laminate (L)	V1 (V)	V2 (V)	V3 (V)	
	Modesty Panel for Simple Tables, Full Height	For 36" Wide Tops	36"	1 1/8"	26 7/8"	YMPT2736()	\$417.	\$525.	\$1,033.	\$1,192.	\$1,546.
	For 42" Wide Tops	42"	1 1/8"	26 7/8"	YMPT2742()	430.	540.	1,075.	1,239.	1,612.	
	For 48" Wide Tops	48"	1 1/8"	26 7/8"	YMPT2748()	447.	551.	1,132.	1,307.	1,696.	
	For 54" Wide Tops	54"	1 1/8"	26 7/8"	YMPT2754()	459.	562.	1,178.	1,354.	1,762.	
	For 60" Wide Tops	60"	1 1/8"	26 7/8"	YMPT2760()	538.	760.	1,277.	1,473.	1,913.	
	For 66" Wide Tops	66"	1 1/8"	26 7/8"	YMPT2766()	603.	827.	1,328.	1,525.	1,982.	
	For 72" Wide Tops	72"	1 1/8"	26 7/8"	YMPT2772()	616.	837.	1,367.	1,575.	2,045.	
	For 78" Wide Tops	78"	1 1/8"	26 7/8"	YMPT2778()	629.	851.	1,426.	1,639.	2,132.	
	For 84" Wide Tops	84"	1 1/8"	26 7/8"	YMPT2784()	645.	865.	1,471.	1,690.	2,198.	

	Modesty Panel for Simple Tables, Full Height with Cord Passage	For 36" Wide Tops	36"	1 1/8"	26 1/2"	YMPT2636()	417.	525.	1,033.	1,192.	1,546.
	For 42" Wide Tops	42"	1 1/8"	26 7/8"	YMPT2642()	430.	540.	1,075.	1,239.	1,612.	
	For 48" Wide Tops	48"	1 1/8"	26 7/8"	YMPT2648()	447.	551.	1,132.	1,307.	1,696.	
	For 54" Wide Tops	54"	1 1/8"	26 7/8"	YMPT2654()	459.	562.	1,178.	1,354.	1,762.	
	For 60" Wide Tops	60"	1 1/8"	26 7/8"	YMPT2660()	538.	760.	1,277.	1,473.	1,913.	
	For 66" Wide Tops	66"	1 1/8"	26 7/8"	YMPT2666()	603.	827.	1,328.	1,525.	1,982.	
	For 72" Wide Tops	72"	1 1/8"	26 7/8"	YMPT2672()	616.	837.	1,367.	1,575.	2,045.	
	For 78" Wide Tops	78"	1 1/8"	26 7/8"	YMPT2678()	629.	851.	1,426.	1,639.	2,132.	
	For 84" Wide Tops	84"	1 1/8"	26 7/8"	YMPT2684()	645.	865.	1,471.	1,690.	2,198.	

Ordering Information	Order Code	Included With	Options
Modesty Panels for Simple Tables 1. Pattern Number 2. Surface Finish 3. Bracket Paint Finish	Modesty Panels for Simple Tables <i>Example:</i> YMPT1748P, 118T, 118T YMPT Modesty Panel Simple Table <hr/> 17 Height <hr/> 48 Width <hr/> P Paint <hr/> 118T Bright White Paint <hr/> 118T Bright White Paint	Modesty Panels for Simple Tables Attachment brackets Hardware	Modesty Panels for Simple Tables Finish Options: (P)=Painted (L)=Laminate (V)=Veneer

Antenna Simple Table Tops 18" and 24" Deep Rectangular

description	w	d	h	pattern no.	Laminate (L)	M/V1 (V)	V2 (V)	V3 (V)
Antenna Simple Table Tops, 18" Deep Rectangular 	36"	18"	1 1/4"	YTSS3618N(L/V)	\$314.	\$656.	\$752.	\$1,011.
	42"	18"	1 1/4"	YTSS4218N(L/V)	362.	691.	793.	1,061.
	48"	18"	1 1/4"	YTSS4818N(L/V)	401.	717.	821.	1,105.
	54"	18"	1 1/4"	YTSS5418N(L/V)	424.	751.	865.	1,159.
	60"	18"	1 1/4"	YTSS6018N(L/V)	461.	787.	902.	1,210.
	66"	18"	1 1/4"	YTSS6618N(L/V)	494.	819.	939.	1,266.
	72"	18"	1 1/4"	YTSS7218N(L/V)	521.	854.	980.	1,318.
	78"	18"	1 1/4"	YTSS7818N(L/V)	560.	886.	1,020.	1,369.
	84"	18"	1 1/4"	YTSS8418N(L/V)	587.	929.	1,065.	1,437.
Antenna Simple Table Tops, 24" Deep Rectangular 	36"	24"	1 1/4"	YTSS3624N(L/V)	357.	705.	814.	1,093.
	42"	24"	1 1/4"	YTSS4224N(L/V)	407.	744.	852.	1,144.
	48"	24"	1 1/4"	YTSS4824N(L/V)	455.	775.	888.	1,197.
	54"	24"	1 1/4"	YTSS5424N(L/V)	491.	827.	949.	1,276.
	60"	24"	1 1/4"	YTSS6024N(L/V)	531.	880.	1,009.	1,355.
	66"	24"	1 1/4"	YTSS6624N(L/V)	571.	916.	1,050.	1,409.
	72"	24"	1 1/4"	YTSS7224N(L/V)	593.	947.	1,090.	1,464.
	78"	24"	1 1/4"	YTSS7824N(L/V)	638.	989.	1,137.	1,534.
	84"	24"	1 1/4"	YTSS8424N(L/V)	676.	1,034.	1,186.	1,595.

Antenna Simple Tables

Ordering Information

Antenna Simple Table Tops

1. Pattern Number
2. Grommet / no grommet
3. Top Finish Type
4. Top Finish
5. Edge Finish
(for laminate tops only)
6. Grommet finish (paint)

Order Code

Antenna Simple Table Tops	
<i>Example:</i> YTSS6024NL, 118, 118	
YTSS	Antenna Simple Table Top
60	Width
24	Depth
N	No Grommet
L	Laminate
118	Bright White Laminate
118	Bright White Edge

Included With

Antenna Simple Table Tops
Simple Table Top with inserts

Options

Antenna Simple Table Tops

(N) No grommet
(G) Grommet

For Grommets, add \$50 for rectangular tops.



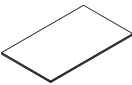
Top Finish Options:

(L) = Laminate
(M) = Laminate top with wood edge
(V) = Veneer

Top may be specified in any Knoll core laminate or veneer.

Antenna Simple Table Tops

27", 30" and 36"D tops

description	w	d	h	pattern no.	Laminate (L)	M/V1 (V)	V2 (V)	V3 (V)
Antenna Simple Table Tops, 27" Deep Rectangular 	36"	27"	1 1/4"	YTSS3627N(L/V)	\$401.	\$744.	\$852.	\$1,144.
	42"	27"	1 1/4"	YTSS4227N(L/V)	447.	775.	888.	1,197.
	48"	27"	1 1/4"	YTSS4827N(L/V)	491.	819.	939.	1,266.
	54"	27"	1 1/4"	YTSS5427N(L/V)	546.	872.	999.	1,341.
	60"	27"	1 1/4"	YTSS6027N(L/V)	591.	922.	1,057.	1,421.
	66"	27"	1 1/4"	YTSS6627N(L/V)	649.	947.	1,090.	1,464.
	72"	27"	1 1/4"	YTSS7227N(L/V)	679.	982.	1,129.	1,514.
	78"	27"	1 1/4"	YTSS7827N(L/V)	723.	1,024.	1,175.	1,583.
	84"	27"	1 1/4"	YTSS8427N(L/V)	765.	1,065.	1,224.	1,649.
Antenna Simple Table Tops, 30" Deep Rectangular 	36"	30"	1 1/4"	YTSS3630N(L/V)	442.	787.	902.	1,210.
	42"	30"	1 1/4"	YTSS4230N(L/V)	480.	813.	929.	1,250.
	48"	30"	1 1/4"	YTSS4830N(L/V)	531.	872.	999.	1,341.
	54"	30"	1 1/4"	YTSS5430N(L/V)	599.	922.	1,057.	1,421.
	60"	30"	1 1/4"	YTSS6030N(L/V)	658.	974.	1,117.	1,502.
	66"	30"	1 1/4"	YTSS6630N(L/V)	734.	989.	1,137.	1,534.
	72"	30"	1 1/4"	YTSS7230N(L/V)	757.	1,026.	1,175.	1,583.
	78"	30"	1 1/4"	YTSS7830N(L/V)	812.	1,065.	1,224.	1,649.
	84"	30"	1 1/4"	YTSS8430N(L/V)	860.	1,109.	1,275.	1,716.
Antenna Simple Table Tops, 36" Deep Rectangular 	36"	36"	1 1/4"	YTSS3636N(L/V)	483.	835.	959.	1,289.
	42"	36"	1 1/4"	YTSS4236N(L/V)	525.	886.	1,020.	1,369.
	48"	36"	1 1/4"	YTSS4836N(L/V)	579.	938.	1,075.	1,447.
	54"	36"	1 1/4"	YTSS5436N(L/V)	656.	989.	1,137.	1,534.
	60"	36"	1 1/4"	YTSS6036N(L/V)	723.	1,044.	1,196.	1,610.
	66"	36"	1 1/4"	YTSS6636N(L/V)	802.	1,095.	1,255.	1,686.
	72"	36"	1 1/4"	YTSS7236N(L/V)	832.	1,144.	1,313.	1,770.
	78"	36"	1 1/4"	YTSS7836N(L/V)	886.	1,196.	1,372.	1,849.
	84"	36"	1 1/4"	YTSS8436N(L/V)	942.	1,244.	1,430.	1,929.

Ordering Information

Antenna Simple Table Tops

1. Pattern Number
2. Grommet / no grommet
3. Top Finish Type
4. Top Finish
5. Edge Finish
(for laminate tops only)
6. Grommet finish (paint)

Order Code

Antenna Simple Table Tops	
<i>Example:</i> YTSS6024NL, 118, 118	
YTSS	Antenna Simple Table Top
60	Width
24	Depth
N	No Grommet
L	Laminate
118	Bright White Laminate
118	Bright White Edge

Included With

Antenna Simple Table Tops
Simple Table Top with inserts

Options

Antenna Simple Table Tops

(N) No grommet
(G) Grommet

For Grommets, add \$50 for rectangular tops.

Top Finish Options:

(L) = Laminate
(M) = Laminate top with wood edge
(V) = Veneer

Top may be specified in any Knoll core laminate or veneer.

Antenna Simple Table Tops

Bullet and 120 Degree Shape

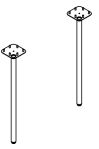
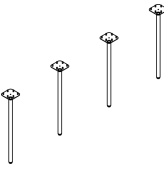

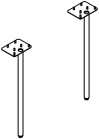
description	w	d	h	pattern no.	Laminate (L)	M/V1 (V)	V2 (V)	V3 (V)
Antenna Simple Table Tops, Bullet Shape	60"	30"	1 1/4"	YTSB6030N(L/V)	\$1,354.	\$1,751.	\$1,865.	\$2,191.
	72"	36"	1 1/4"	YTSB7236N(L/V)	1,525.	2,673.	2,826.	3,256.
	84"	42"	1 1/4"	YTSB8442N(L/V)	2,220.	2,812.	2,990.	3,528.
Antenna Simple Table Tops, 120 Degree Shape	48"	24"	1 1/4"	YTSVC4824N(L/V)	1,178.	2,579.	2,965.	3,852.
	48"	27"	1 1/4"	YTSVC4827N(L/V)	1,196.	2,623.	3,015.	3,914.
	54"	24"	1 1/4"	YTSVC5424N(L/V)	1,256.	2,727.	3,134.	4,069.
	54"	27"	1 1/4"	YTSVC5427N(L/V)	1,392.	n/a	n/a	n/a
	60"	24"	1 1/4"	YTSVC6024N(L/V)	1,448.	n/a	n/a	n/a
	60"	27"	1 1/4"	YTSVC6027N(L/V)	1,472.	n/a	n/a	n/a

Antenna Simple Tables

Ordering Information	Order Code	Included With	Options
Antenna Simple Table Tops 1. Pattern Number 2. Grommet / no grommet 3. Top Finish Type 4. Top Finish 5. Edge Finish (for laminate tops only) 6. Grommet finish (paint)	Antenna Simple Table Tops <i>Example:</i> YTSS6024NL, 118, 118 YTSS Antenna Simple Table Top <hr/> 60 Width <hr/> 24 Depth <hr/> N No Grommet <hr/> L Laminate <hr/> 118 Bright White Laminate <hr/> 118 Bright White Edge	Antenna Simple Table Tops Simple Table Top with inserts	Antenna Simple Table Tops (N) No grommet (G) Grommet For Grommets, add \$50 for rectangular tops. Top Finish Options: (L) = Laminate (M) = Laminate top with wood edge (V) = Veneer Top may be specified in any Knoll core laminate or veneer.

Antenna Simple Table Legs

Legs Kit of 2, Legs Kit of 4 and Shared Legs

description	type	w	d	h	pattern no.	list
 Antenna Simple Table Legs, (Pair)	Desk height high range	5"	5"	27 ¹ / ₄ "	YBSLDH2	\$560.
	Desk height low range	5"	5"	24 ¹ / ₂ "	YBSLDL2	551.
	Desk height with casters	5"	5"	27 ¹ / ₄ "	YBSLDC2	605.
 Antenna Simple Table Legs, (Kit of 4)	Desk height high range	5"	5"	27 ¹ / ₄ "	YBSLDH4	1,120.
	Desk height low range	5"	5"	24 ¹ / ₂ "	YBSLDL4	1,104.
	Desk height with casters	5"	5"	27 ¹ / ₄ "	YBSLDC4	1,207.
 Antenna Simple Table Shared Leg, (Individual)	Desk height high range	5"	5"	27 ¹ / ₄ "	YBSSLDH1	345.
	Desk height low range	5"	5"	24 ¹ / ₂ "	YBSSLDL1	338.
	Desk height with casters	5"	5"	27 ¹ / ₄ "	YBSSLDC1	365.
 Antenna Simple Table Shared Leg, (Pair)	Desk height high range	5"	5"	27 ¹ / ₄ "	YBSSLDH2	686.
	Desk height low range	5"	5"	24 ¹ / ₂ "	YBSSLDL2	671.
	Desk height with casters	5"	5"	27 ¹ / ₄ "	YBSSLDC2	733.



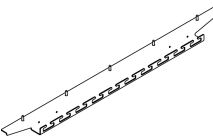



Ordering Information	Order Code	Included With	Options
Antenna Simple Table Legs 1. Pattern Number 2. Leg Paint Finish	Antenna Simple Table Legs <i>Example:</i> YBSLDH2, 118T YBSL Antenna Simple Table Leg DH Desk Height High Range 2 Pair 118T Bright White Legs	Antenna Simple Table Legs Simple Table Legs with glides or casters Attachment hardware	Antenna Simple Table Legs

Antenna Simple Table Power and Accessories

Linking Bracket, Wire management, Power and Accessories

Antenna Workspaces

Antenna Simple Tables

description	type	w	d	h	pattern no.	list
 Antenna Simple Table Linking Bracket, (Pair)	For Linking two Simple Tables	9.5"	1 1/8"	3/8"	YKLB	\$113.
	Pair of locking casters			2 1/2"	YBSCL	96.
 Antenna Simple Table Caster Kit (Pair)	Pair of non-locking casters			2 1/2"	YBSCN	96.
	For 36" wide Simple Table	27"	2 3/4"	1 3/4"	YTSS36	209.
 Antenna Simple Table Stiffener	For 42" wide Simple Table	33"	2 3/4"	1 3/4"	YTSS42	222.
	For 48" wide Simple Table	39"	2 3/4"	1 3/4"	YTSS48	239.
	For 54" wide Simple Table	45"	2 3/4"	1 3/4"	YTSS54	254.
	For 60" wide Simple Table	51"	2 3/4"	1 3/4"	YTSS60	271.
	For 66" wide Simple Table	57"	2 3/4"	1 3/4"	YTSS66	282.
	For 72" wide Simple Table	63"	2 3/4"	1 3/4"	YTSS72	297.
	For 78" wide Simple Table	69"	2 3/4"	1 3/4"	YTSS78	338.
	For 84" wide Simple Table	75"	2 3/4"	1 3/4"	YTSS84	351.
	 Antenna Simple Table Vertical Wire Manager	For Antenna Simple Table desk height high range and desk height with casters	1"	3/4"	25 1/2"	YR1SVVMH
For Antenna Simple Table desk height low range and desk height with casters		1"	3/4"	22 1/2"	YR1SVWML	45.
 Antenna Simple Table Power Strip	Mounts to Antenna Simple Table Stiffener	24"	1 1/2"	1 1/2"	YR1SPS24	507.
 Antenna Simple Table Cable Clip	Mounts to Antenna Simple Table Stiffener	1 1/4"	1/2"	1 1/4"	YR1SCC10	26.
Antenna Simple Table Communications Mounting Box	Mounts to underside of worksurface				YR1SCMB	62.

Ordering Information

Antenna Simple Table Linking Bracket

1. Pattern Number

Order Code

Antenna Simple Table Linking Bracket

Example: **YKLB**

YK Antenna Simple Table Kit

LB Linking Bracket

Included With

Antenna Simple Table Linking Bracket

Linking bracket (pair)
Attachment hardware
Storage mount

Options

Antenna Simple Table Linking Bracket

Antenna Simple Table Power and Accessories

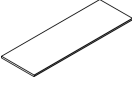
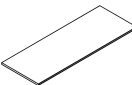
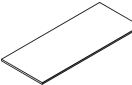
Linking Bracket, Wire management, Power and Accessories

description	type	w	d	h	pattern no.	list
Antenna Simple Table Insert Kit 	for mounting Simple Table Legs on Non-Simple Table Tops				YKSI	\$41.

Ordering Information	Order Code	Included With	Options
Antenna Simple Table Linking Bracket	Antenna Simple Table Linking Bracket	Antenna Simple Table Linking Bracket	Antenna Simple Table Linking Bracket
1. Pattern Number	<i>Example:</i> YKLB	Linking bracket (pair) Attachment hardware Storage mount	
	YK Antenna Simple Table Kit		
	LB Linking Bracket		

Antenna Telescope Rectangular Tops for Adjustable Dual Tables

24", 27" and 30" Deep Rectangular

description	type	w	d	h	pattern no.	Laminate (L)	M/V1 (V)	V2 (V)	V3 (V)
Antenna Telescope Adjustable Tops, 24" Deep Rectangular 	For use with Telescope Adjustable Dual Tables	47"	24"	1 1/4"	YTT4724()	\$435.	\$749.	\$863.	\$1,165.
	For use with Telescope Adjustable Dual Tables	53"	24"	1 1/4"	YTT5324()	472.	798.	921.	1,241.
	For use with Telescope Adjustable Dual Tables	59"	24"	1 1/4"	YTT5924()	504.	850.	977.	1,325.
	For use with Telescope Adjustable Dual Tables	65"	24"	1 1/4"	YTT6524()	548.	886.	1,020.	1,373.
	For use with Telescope Adjustable Dual Tables	71"	24"	1 1/4"	YTT7124()	570.	919.	1,058.	1,426.
	For use with Telescope Adjustable Dual Tables	77"	24"	1 1/4"	YTT7724()	613.	961.	1,107.	1,496.
	For use with Telescope Adjustable Dual Tables	83"	24"	1 1/4"	YTT8324()	652.	1,007.	1,154.	1,557.
Antenna Telescope Adjustable Tops, 27" Deep Rectangular 	For use with Telescope Adjustable Dual Tables	47"	27"	1 1/4"	YTT4727()	472.	792.	913.	1,232.
	For use with Telescope Adjustable Dual Tables	53"	27"	1 1/4"	YTT5327()	524.	843.	970.	1,308.
	For use with Telescope Adjustable Dual Tables	59"	27"	1 1/4"	YTT5927()	569.	891.	1,027.	1,386.
	For use with Telescope Adjustable Dual Tables	65"	27"	1 1/4"	YTT6527()	625.	919.	1,058.	1,426.
	For use with Telescope Adjustable Dual Tables	71"	27"	1 1/4"	YTT7127()	654.	953.	1,097.	1,477.
	For use with Telescope Adjustable Dual Tables	77"	27"	1 1/4"	YTT7727()	697.	991.	1,144.	1,545.
	For use with Telescope Adjustable Dual Tables	83"	27"	1 1/4"	YTT8327()	742.	1,034.	1,193.	1,610.
Antenna Telescope Adjustable Tops, 30" Deep Rectangular 	For use with Telescope Adjustable Dual Tables	47"	30"	1 1/4"	YTT4730()	504.	843.	970.	1,308.
	For use with Telescope Adjustable Dual Tables	53"	30"	1 1/4"	YTT5330()	576.	891.	1,027.	1,386.
	For use with Telescope Adjustable Dual Tables	59"	30"	1 1/4"	YTT5930()	632.	943.	1,085.	1,465.
	For use with Telescope Adjustable Dual Tables	65"	30"	1 1/4"	YTT6530()	705.	961.	1,107.	1,496.
	For use with Telescope Adjustable Dual Tables	71"	30"	1 1/4"	YTT7130()	733.	995.	1,144.	1,545.
	For use with Telescope Adjustable Dual Tables	77"	30"	1 1/4"	YTT7730()	782.	1,034.	1,193.	1,610.
	For use with Telescope Adjustable Dual Tables	83"	30"	1 1/4"	YTT8330()	832.	1,076.	1,240.	1,678.

Antenna Telescope

Ordering Information

- Antenna Telescope Tops**
1. Pattern Number
 2. Top Finish Type
 3. Top Finish
 4. Edge Finish (for laminate tops only)

Order Code

Antenna Telescope Tops

Example: **YTT5930L, 118, 118**

YTT	Antenna Telescope Top
59	Width
30	Depth
L	Laminate
118	Bright White Laminate
118	Bright White Edge

Included With

Antenna Telescope Tops

Options




Antenna Telescope Tops

Top Finish Options:

Add an (L) for laminate, (M) for laminate with wood edge or (V) for veneer suffix to pattern number.

Antenna Workspaces




Antenna Telescope Radiused Tops for Adjustable Dual Tables 24", 27" and 30" Deep for use with k. screen

description	type	w	d	h	pattern no.	Laminate (L)	M/V1 (V)	V2 (V)	V3 (V)
Antenna Telescope Adjustable Tops, 24" Deep Rectangular Radiused 	For use with Wrapping k. screen	46"	24"	1 1/4"	YTTRC4624()	\$541.	\$936.	\$1,076.	\$1,457.
		52"	24"	1 1/4"	YTTRC5224()	587.	999.	1,148.	1,551.
		58"	24"	1 1/4"	YTTRC5824()	631.	1,061.	1,223.	1,654.
		64"	24"	1 1/4"	YTTRC6424()	686.	1,106.	1,275.	1,716.
		70"	24"	1 1/4"	YTTRC7024()	715.	1,147.	1,325.	1,782.
		76"	24"	1 1/4"	YTTRC7624()	767.	1,201.	1,385.	1,869.
		82"	24"	1 1/4"	YTTRC8224()	815.	1,259.	1,443.	1,947.
Antenna Telescope Adjustable Tops, 27" Deep Rectangular Radiused 	For use with Wrapping k. screen	46"	27"	1 1/4"	YTTRC4627()	587.	990.	1,141.	1,539.
		52"	27"	1 1/4"	YTTRC5227()	656.	1,055.	1,213.	1,635.
		58"	27"	1 1/4"	YTTRC5827()	710.	1,115.	1,282.	1,733.
		64"	27"	1 1/4"	YTTRC6427()	782.	1,147.	1,325.	1,782.
		70"	27"	1 1/4"	YTTRC7027()	818.	1,190.	1,372.	1,849.
		76"	27"	1 1/4"	YTTRC7627()	872.	1,240.	1,430.	1,933.
		82"	27"	1 1/4"	YTTRC8227()	926.	1,294.	1,490.	2,014.
Antenna Telescope Adjustable Tops, 30" Deep Rectangular Radiused 	For use with Wrapping k. screen	46"	30"	1 1/4"	YTTRC4630()	631.	1,055.	1,213.	1,635.
		52"	30"	1 1/4"	YTTRC5230()	720.	1,115.	1,282.	1,733.
		58"	30"	1 1/4"	YTTRC5830()	792.	1,180.	1,354.	1,829.
		64"	30"	1 1/4"	YTTRC6430()	883.	1,201.	1,385.	1,869.
		70"	30"	1 1/4"	YTTRC7030()	917.	1,241.	1,430.	1,933.
		76"	30"	1 1/4"	YTTRC7630()	977.	1,294.	1,490.	2,014.
		82"	30"	1 1/4"	YTTRC8230()	1,039.	1,349.	1,550.	2,095.

Ordering Information	Order Code	Application Notes	Options
Antenna Tops 1. Pattern Number 2. Top Finish 3. Edge Finish (laminite tops only)	Antenna Telescope Radiused Tops <i>Example:</i> YTTRC4727, 118, 118 YTT Antenna Telescope Top RC Rectangular Radiused Top <hr/> 47 Width <hr/> 27 Depth <hr/> L Laminate <hr/> 118 Bright White Laminate <hr/> 118T Bright White Edge		Antenna Telescope Radiused Tops Top Finish Options: Add an; (L) = for laminate (V) = for veneer suffix to pattern number.

Antenna Telescope Radiused Tops for Adjustable Dual Tables Antenna Workspaces

24", 27" and 30" Deep

description	type	w	d	h	pattern no.	Laminate (L)	M/V1 (V)	V2 (V)	V3 (V)
Antenna Telescope Adjustable Tops, 24" Deep Rectangular Radiused 	For use with Telescope Adjustable Dual Bases	47"	24"	1 1/4"	YTTRC4724()	\$541.	\$936.	\$1,076.	\$1,457.
		53"	24"	1 1/4"	YTTRC5324()	587.	999.	1,148.	1,551.
		59"	24"	1 1/4"	YTTRC5924()	631.	1,061.	1,223.	1,654.
		65"	24"	1 1/4"	YTTRC6524()	686.	1,106.	1,275.	1,716.
		71"	24"	1 1/4"	YTTRC7124()	715.	1,147.	1,325.	1,782.
		77"	24"	1 1/4"	YTTRC7724()	767.	1,201.	1,385.	1,869.
		83"	24"	1 1/4"	YTTRC8324()	815.	1,259.	1,443.	1,947.
Antenna Telescope Adjustable Tops, 27" Deep Rectangular Radiused 	For use with Telescope Adjustable Dual Bases	47"	27"	1 1/4"	YTTRC4727()	587.	990.	1,141.	1,539.
		53"	27"	1 1/4"	YTTRC5327()	656.	1,055.	1,213.	1,635.
		59"	27"	1 1/4"	YTTRC5927()	710.	1,115.	1,282.	1,733.
		65"	27"	1 1/4"	YTTRC6527()	782.	1,147.	1,325.	1,782.
		71"	27"	1 1/4"	YTTRC7127()	818.	1,190.	1,372.	1,849.
		77"	27"	1 1/4"	YTTRC7727()	872.	1,240.	1,430.	1,933.
		83"	27"	1 1/4"	YTTRC8327()	926.	1,294.	1,490.	2,014.
Antenna Telescope Adjustable Tops, 30" Deep Rectangular Radiused 	For use with Telescope Adjustable Dual Bases	47"	30"	1 1/4"	YTTRC4730()	631.	1,055.	1,213.	1,635.
		53"	30"	1 1/4"	YTTRC5330()	720.	1,115.	1,282.	1,733.
		59"	30"	1 1/4"	YTTRC5930()	792.	1,180.	1,354.	1,829.
		65"	30"	1 1/4"	YTTRC6530()	883.	1,201.	1,385.	1,869.
		71"	30"	1 1/4"	YTTRC7130()	917.	1,241.	1,430.	1,933.
		77"	30"	1 1/4"	YTTRC7730()	977.	1,294.	1,490.	2,014.
		83"	30"	1 1/4"	YTTRC8330()	1,039.	1,349.	1,550.	2,095.

Antenna Telescope

Ordering Information

Antenna Tops

1. Pattern Number
2. Top Finish
3. Edge Finish
(laminite tops only)

Order Code

Antenna Telescope Radiused Tops

Example: **YTTRC4727, 118, 118**

YTT	Antenna Telescope Top
RC	Rectangular Radiused Top
47	Width
27	Depth
L	Laminate
118	Bright White Laminate
118T	Bright White Edge

Application Notes


Options


Antenna Telescope Radiused Tops


Top Finish Options:

Add an;
(L) = for laminate
(V) = for veneer
suffix to pattern number.

Antenna Telescope Tops for Adjustable 120° Triads 24", 27" and 30" Deep

description	type	w	d	h	pattern no.	Laminate (L)	M/V1 (V)	V2 (V)	V3 (V)
Antenna Telescope Adjustable Tops, 24" Deep 120° 	For use with Telescope 120° Bases	47"	24"		YTTVC4724()	\$1,163.	\$2,567.	\$2,951.	\$3,837.
	For use with Telescope 120° Bases	53"	24"		YTTVC5324()	1,240.	2,711.	3,121.	4,055.
	For use with Telescope 120° Bases	59"	24"		YTTVC5924()	1,435.	3,156.	3,630.	4,718.

Antenna Telescope Adjustable Tops, 27" Deep 120° 	For use with Telescope 120° Bases	47"	27"		YTTVC4727()	1,180.	2,608.	2,999.	3,901.
	For use with Telescope 120° Bases	53"	27"		YTTVC5327()	1,374.	3,021.	3,476.	4,519.
	For use with Telescope 120° Bases	59"	27"		YTTVC5927()	1,457.	3,206.	3,686.	4,794.

Antenna Telescope Adjustable Tops, 30" Deep 120° 	For use with Telescope 120° Bases	47"	30"		YTTVC4730()	1,199.	2,648.	3,050.	3,967.
	For use with Telescope 120° Bases	53"	30"		YTTVC5330()	1,481.	3,258.	3,747.	4,871.
	For use with Telescope 120° Bases	59"	30"		YTTVC5930()	1,508.	3,318.	3,813.	4,957.

Ordering Information

Antenna Telescope 120° Triad

1. Pattern Number
2. Control Switch
3. Base Finish

Order Code

Antenna Telescope 120° Triad

Example: **YBTYESBN148, D, 118T**

YBTY	Antenna Telescope 120° Triad
ES	Standard Electric
BN	With Beam
1	1 Connection
60	Width
D	Digital Display
118T	Bright White Paint

Included With

Antenna Telescope 120° Triad

Columns
Center Beam
Dual Trays
Rails
Connecting Hardware

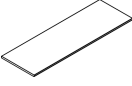
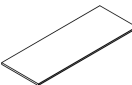
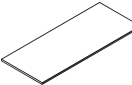
Options

Antenna Telescope 120° Triad

Control Switch Options:

(S) = Standard up/down control switch
(D) = Digital Display with programmable settings. Add \$973 list for the digital display selection.

Antenna Telescope Tops for Fixed Dual Tables 24", 27" and 30" Deep Rectangular

description	type	w	d	h	pattern no.	Laminate (L)	Mixed/V1 (M/V)	V2 (V)	V3 (V)
Antenna Telescope Fixed Tops, 24" Deep Rectangular 	For use with Telescope Fixed Dual Tables	48"	24"	1 1/4"	YTT4824()	\$435.	\$749.	\$863.	\$1,165.
		54"	24"	1 1/4"	YTT5424()	472.	798.	921.	1,241.
		60"	24"	1 1/4"	YTT6024()	504.	850.	977.	1,325.
		66"	24"	1 1/4"	YTT6624()	548.	886.	1,020.	1,373.
		72"	24"	1 1/4"	YTT7224()	570.	919.	1,058.	1,426.
		78"	24"	1 1/4"	YTT7824()	613.	961.	1,107.	1,496.
		84"	24"	1 1/4"	YTT8424()	652.	1,007.	1,154.	1,557.
Antenna Telescope Fixed Tops, 27" Deep Rectangular 	For use with Telescope Fixed Dual Tables	48"	27"	1 1/4"	YTT4827()	472.	792.	913.	1,232.
		54"	27"	1 1/4"	YTT5427()	524.	843.	970.	1,308.
		60"	27"	1 1/4"	YTT6027()	569.	891.	1,027.	1,386.
		66"	27"	1 1/4"	YTT6627()	625.	919.	1,058.	1,426.
		72"	27"	1 1/4"	YTT7227()	654.	953.	1,097.	1,477.
		78"	27"	1 1/4"	YTT7827()	697.	995.	1,144.	1,545.
		84"	27"	1 1/4"	YTT8427()	742.	1,034.	1,193.	1,610.
Antenna Telescope Fixed Tops, 30" Deep Rectangular 	For use with Telescope Fixed Dual Tables	48"	30"	1 1/4"	YTT4830()	504.	843.	970.	1,308.
		54"	30"	1 1/4"	YTT5430()	576.	891.	1,027.	1,386.
		60"	30"	1 1/4"	YTT6030()	632.	943.	1,085.	1,465.
		66"	30"	1 1/4"	YTT6630()	705.	961.	1,107.	1,496.
		72"	30"	1 1/4"	YTT7230()	733.	995.	1,144.	1,545.
		78"	30"	1 1/4"	YTT7830()	782.	1,034.	1,193.	1,610.
		84"	30"	1 1/4"	YTT8430()	832.	1,076.	1,240.	1,678.

Antenna Telescope

Ordering Information

Antenna Telescope Tops

1. Pattern Number
2. Top Finish Type
3. Top Finish
4. Edge Finish (for laminate tops only)

Order Code

Antenna Telescope Tops

Example: **YTT6030L, 118, 118**

YTT	Antenna Simple Table
60	Width
30	Depth
L	Laminate
118	Bright White Laminate
118	Bright White Edge

Included With

Antenna Telescope Tops

Options




Antenna Telescope Tops

Top Finish Options:

Add an (L) for laminate, (M) for laminate with wood edge or (V) for veneer suffix to pattern number.

Antenna Telescope Return Tops for Dual Tables

24", 27" and 30" Deep Rectangular

description	type	w	d	h	pattern no.	Laminate (L)	M/V1 (V)	V2 (V)	V3 (V)
Antenna Telescope Return Tops, 24" Deep Rectangular 	For use with Telescope Return Bases	30"	24"	1 1/4"	YTTR3024()	\$305.	\$652.	\$746.	\$1,011.
	For use with Telescope Return Bases	36"	24"	1 1/4"	YTTR3624()	341.	681.	787.	1,060.
	For use with Telescope Return Bases	42"	24"	1 1/4"	YTTR4224()	389.	718.	827.	1,112.
	For use with Telescope Return Bases	48"	24"	1 1/4"	YTTR4824()	435.	749.	863.	1,165.
	For use with Telescope Return Bases	54"	24"	1 1/4"	YTTR5424()	472.	798.	921.	1,241.
	For use with Telescope Return Bases	60"	24"	1 1/4"	YTTR6024()	504.	850.	977.	1,325.
	For use with Telescope Return Bases	66"	24"	1 1/4"	YTTR6624()	548.	886.	1,020.	1,373.
	For use with Telescope Return Bases	72"	24"	1 1/4"	YTTR7224()	570.	919.	1,058.	1,426.
Antenna Telescope Return Tops, 27" Deep Rectangular 	For use with Telescope Return Bases	30"	27"	1 1/4"	YTTR3027()	344.	674.	776.	1,049.
	For use with Telescope Return Bases	36"	27"	1 1/4"	YTTR3627()	381.	718.	827.	1,112.
	For use with Telescope Return Bases	42"	27"	1 1/4"	YTTR4227()	424.	749.	863.	1,165.
	For use with Telescope Return Bases	48"	27"	1 1/4"	YTTR4827()	472.	792.	913.	1,232.
	For use with Telescope Return Bases	54"	27"	1 1/4"	YTTR5427()	524.	843.	970.	1,308.
	For use with Telescope Return Bases	60"	27"	1 1/4"	YTTR6027()	569.	891.	1,027.	1,386.
	For use with Telescope Return Bases	66"	27"	1 1/4"	YTTR6627()	625.	919.	1,058.	1,426.
	For use with Telescope Return Bases	72"	27"	1 1/4"	YTTR7227()	654.	953.	1,097.	1,477.
Antenna Telescope Return Tops, 30" Deep Rectangular 	For use with Telescope Return Bases	30"	30"	1 1/4"	YTTR3030()	381.	707.	815.	1,100.
	For use with Telescope Return Bases	36"	30"	1 1/4"	YTTR3630()	418.	760.	876.	1,178.
	For use with Telescope Return Bases	42"	30"	1 1/4"	YTTR4230()	459.	784.	901.	1,217.
	For use with Telescope Return Bases	48"	30"	1 1/4"	YTTR4830()	504.	843.	970.	1,308.
	For use with Telescope Return Bases	54"	30"	1 1/4"	YTTR5430()	576.	891.	1,027.	1,386.
	For use with Telescope Return Bases	60"	30"	1 1/4"	YTTR6030()	632.	943.	1,085.	1,465.
	For use with Telescope Return Bases	66"	30"	1 1/4"	YTTR6630()	705.	961.	1,107.	1,496.
	For use with Telescope Return Bases	72"	30"	1 1/4"	YTTR7230()	733.	995.	1,144.	1,545.

Ordering Information	Order Code	Included With	Options
Antenna Telescope Tops 1. Pattern Number 2. Top Finish Type 3. Top Finish 4. Edge Finish (for laminate tops only)	Antenna Telescope Tops <i>Example:</i> YTTR5930L, 118, 118 YTTR Antenna Telescope Return Top <hr/> 59 Width <hr/> 30 Depth <hr/> L Laminate <hr/> 118 Bright White Laminate <hr/> 118 Bright White Edge	Antenna Telescope Tops	Antenna Telescope Tops Top Finish Options: Add an (L) for laminate, (M) for laminate with wood edge or (V) for veneer suffix to pattern number.

Antenna Telescope Dual Table Bases

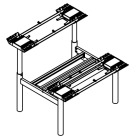
Standard Electric

With Beam and Dual Utility Trays

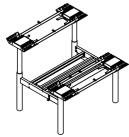
description	type	w	d	pattern no.	list
Telescope Base, Height Adjustable Standard Electric, with Beam and Dual Trays, Standalone	For use in standalone application	48"	45"	YBTESBTS48	\$11,464.
	For use in standalone application	54"	45"	YBTESBTS54	11,575.
	For use in standalone application	60"	45"	YBTESBTS60	11,646.
	For use in standalone application	66"	45"	YBTESBTS66	11,694.
	For use in standalone application	72"	45"	YBTESBTS72	11,725.
	For use in standalone application	78"	45"	YBTESBTS78	11,936.
	For use in standalone application	84"	45"	YBTESBTS84	12,314.



Telescope Base, Height Adjustable Standard Electric, with Beam and Dual Trays, End	For use in end application	48"	45"	YBTESBTE48	11,544.
	For use in end application	54"	45"	YBTESBTE54	11,651.
	For use in end application	60"	45"	YBTESBTE60	11,725.
	For use in end application	66"	45"	YBTESBTE66	11,778.
	For use in end application	72"	45"	YBTESBTE72	11,803.
	For use in end application	78"	45"	YBTESBTE78	12,018.
	For use in end application	84"	45"	YBTESBTE84	12,395.



Telescope Base, Height Adjustable Standard Electric, with Beam and Dual Trays, Intermediate	For use in intermediate application	48"	45"	YBTESBTI48	11,624.
	For use in intermediate application	54"	45"	YBTESBTI54	11,732.
	For use in intermediate application	60"	45"	YBTESBTI60	11,803.
	For use in intermediate application	66"	45"	YBTESBTI66	11,856.
	For use in intermediate application	72"	45"	YBTESBTI72	11,886.
	For use in intermediate application	78"	45"	YBTESBTI78	12,095.
	For use in intermediate application	84"	45"	YBTESBTI84	12,474.



Ordering Information

Antenna Telescope Dual Table Bases

1. Pattern Number
2. Control Switch
3. Base Paint Finish

Order Code

Antenna Telescope Dual Table Bases

Example: **YBTESBTE60, D, 118T**

YBT	Antenna Telescope Base
ES	Standard Electric
BT	With Beam and Trays
E	End position
60	Width
D	Digital Display
118T	Bright White Paint

Included With

Antenna Telescope Dual Table Bases

Columns
Center beam
Dual Trays
Rails
Connecting Hardware

Options

Antenna Telescope Dual Table Bases

Control Switch Options:

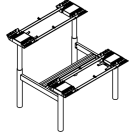
(S) = Standard up/down control switch.
(D) = Digital Display with programmable setting. Add \$668 list for the digital display selection.
(TR) = Toggle Switch, Red.
(TG) = Toggle Switch, Grey. Add \$210 list for "Toggle Switch option".

Antenna Telescope Dual Table Bases

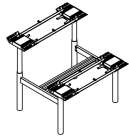
Standard Electric

With Beam Only

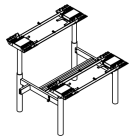
description	type	w	d	pattern no.	list
Telescope Base, Height Adjustable Standard Electric, with Beam, Standalone	For use in standalone application	48"	45"	YBTESBNS48	\$10,656.
	For use in standalone application	54"	45"	YBTESBNS54	10,715.
	For use in standalone application	60"	45"	YBTESBNS60	10,912.
	For use in standalone application	66"	45"	YBTESBNS66	10,924.
	For use in standalone application	72"	45"	YBTESBNS72	10,949.
	For use in standalone application	78"	45"	YBTESBNS78	10,992.
	For use in standalone application	84"	45"	YBTESBNS84	11,298.



Telescope Base, Height Adjustable Standard Electric, with Beam, End	For use in end application	48"	45"	YBTESBNE48	10,737.
	For use in end application	54"	45"	YBTESBNE54	10,794.
	For use in end application	60"	45"	YBTESBNE60	10,992.
	For use in end application	66"	45"	YBTESBNE66	11,006.
	For use in end application	72"	45"	YBTESBNE72	11,026.
	For use in end application	78"	45"	YBTESBNE78	11,069.
	For use in end application	84"	45"	YBTESBNE84	11,376.



Telescope Base, Height Adjustable Standard Electric, with Beam, Intermediate	For use in intermediate application	48"	45"	YBTESBNI48	10,816.
	For use in intermediate application	54"	45"	YBTESBNI54	10,876.
	For use in intermediate application	60"	45"	YBTESBNI60	11,069.
	For use in intermediate application	66"	45"	YBTESBNI66	11,088.
	For use in intermediate application	72"	45"	YBTESBNI72	11,107.
	For use in intermediate application	78"	45"	YBTESBNI78	11,153.
	For use in intermediate application	84"	45"	YBTESBNI84	11,456.



Ordering Information

Antenna Telescope Dual Table Bases

1. Pattern Number
2. Control Switch
3. Base Paint Finish

Order Code

Antenna Telescope Dual Table Bases

Example: **YBTESBNE60, D, 118T**

YBT	Antenna Telescope Base
ES	Standard Electric
BN	With Beam Only
E	End position
60	Width
D	Digital Display
118T	Bright White Paint

Included With

Antenna Telescope Dual Table Bases

Columns
Center beam
Rails
Connecting Hardware

Options

Antenna Telescope Dual Table Bases


Control Switch Options:

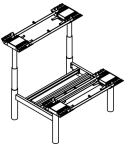
(S) = Standard up/down control switch.
(D) = Digital Display with programmable setting. Add \$668 list for the digital display selection.
(TR) = Toggle Switch, Red.
(TG) = Toggle Switch, Grey. Add \$210 list for "Toggle Switch option".

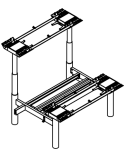
Antenna Telescope Dual Table Bases

Extended Electric

With Beam and Dual Utility Trays

description	type	w	d	pattern no.	list
 Telescope Base, Height Adjustable Extended Electric, with Beam and Dual Trays, Standalone	For use in standalone application	48"	45"	YBTXBTS48	\$12,916.
	For use in standalone application	54"	45"	YBTXBTS54	13,027.
	For use in standalone application	60"	45"	YBTXBTS60	13,101.
	For use in standalone application	66"	45"	YBTXBTS66	13,153.
	For use in standalone application	72"	45"	YBTXBTS72	13,180.
	For use in standalone application	78"	45"	YBTXBTS78	13,390.
	For use in standalone application	84"	45"	YBTXBTS84	13,771.

 Telescope Base, Height Adjustable Extended Electric, with Beam and Dual Trays, End	For use in end application	48"	45"	YBTXBTE48	12,998.
	For use in end application	54"	45"	YBTXBTE54	13,108.
	For use in end application	60"	45"	YBTXBTE60	13,180.
	For use in end application	66"	45"	YBTXBTE66	13,231.
	For use in end application	72"	45"	YBTXBTE72	13,259.
	For use in end application	78"	45"	YBTXBTE78	13,471.
	For use in end application	84"	45"	YBTXBTE84	13,850.

 Telescope Base, Height Adjustable Extended Electric, with Beam and Dual Trays, Intermediate	For use in intermediate application	48"	45"	YBTXBTI48	13,080.
	For use in intermediate application	54"	45"	YBTXBTI54	13,189.
	For use in intermediate application	60"	45"	YBTXBTI60	13,259.
	For use in intermediate application	66"	45"	YBTXBTI66	13,312.
	For use in intermediate application	72"	45"	YBTXBTI72	13,339.
	For use in intermediate application	78"	45"	YBTXBTI78	13,552.
	For use in intermediate application	84"	45"	YBTXBTI84	13,930.

Antenna Telescope

Ordering Information

Antenna Telescope Dual Table Bases

1. Pattern Number
2. Control Switch
3. Base Paint Finish

Order Code

Antenna Telescope Dual Table Bases

Example: **YBTXBTE60, D, 118T**

YBT	Antenna Telescope Base
EX	Extended Electric
BT	With Beam and Trays
E	End position
60	Width
D	Digital Display
118T	Bright White Paint

Included With

Antenna Telescope Dual Table Bases

Columns
Center beam
Dual Trays
Rails
Connecting Hardware

Options

Antenna Telescope Dual Table Bases

Control Switch Options:

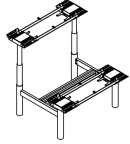
(S) = Standard up/down control switch.
(D) = Digital Display with programmable setting. Add \$668 list for the digital display selection.
(TR) = Toggle Switch, Red.
(TG) = Toggle Switch, Grey. Add \$210 list for "Toggle Switch option".

Antenna Telescope Dual Table Bases

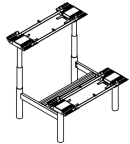
Extended Electric

With Beam Only

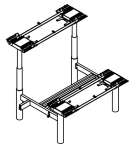
description	type	w	d	pattern no.	list
Telescope Base, Height Adjustable Extended Electric, with Beam, Standalone	For use in standalone application	48"	45"	YBTEXBNS48	\$12,110.
	For use in standalone application	54"	45"	YBTEXBNS54	12,169.
	For use in standalone application	60"	45"	YBTEXBNS60	12,364.
	For use in standalone application	66"	45"	YBTEXBNS66	12,380.
	For use in standalone application	72"	45"	YBTEXBNS72	12,404.
	For use in standalone application	78"	45"	YBTEXBNS78	12,447.
	For use in standalone application	84"	45"	YBTEXBNS84	12,752.



Telescope Base, Height Adjustable Extended Electric, with Beam, End	For use in end application	48"	45"	YBTEXBNE48	12,189.
	For use in end application	54"	45"	YBTEXBNE54	12,249.
	For use in end application	60"	45"	YBTEXBNE60	12,447.
	For use in end application	66"	45"	YBTEXBNE66	12,459.
	For use in end application	72"	45"	YBTEXBNE72	12,482.
	For use in end application	78"	45"	YBTEXBNE78	12,525.
	For use in end application	84"	45"	YBTEXBNE84	12,832.



Telescope Base, Height Adjustable Extended Electric, with Beam, Intermediate	For use in intermediate application	48"	45"	YBTEXBNI48	12,272.
	For use in intermediate application	54"	45"	YBTEXBNI54	12,328.
	For use in intermediate application	60"	45"	YBTEXBNI60	12,525.
	For use in intermediate application	66"	45"	YBTEXBNI66	12,541.
	For use in intermediate application	72"	45"	YBTEXBNI72	12,561.
	For use in intermediate application	78"	45"	YBTEXBNI78	12,604.
	For use in intermediate application	84"	45"	YBTEXBNI84	12,911.



Ordering Information

Antenna Telescope Dual Table Bases

1. Pattern Number
2. Control Switch
3. Base Paint Finish

Order Code

Antenna Telescope Dual Table Bases

Example: **YBTEXBNE60, D, 118T**

YBT	Antenna Telescope Base
EX	Extended Electric
BN	With Beam Only
E	End position
60	Width
D	Digital Display
118T	Bright White Paint

Included With

Antenna Telescope Dual Table Bases

Columns
Center beam
Rails
Connecting Hardware

Options

Antenna Telescope Dual Table Bases

Control Switch Options:

(S) = Standard up/down control switch.
(D) = Digital Display with programmable setting. Add \$668 list for the digital display selection.
(TR) = Toggle Switch, Red.
(TG) = Toggle Switch, Grey. Add \$210 list for "Toggle Switch option".

Antenna Telescope Dual Table Bases

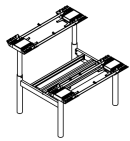
Mixed Standard Electric and Fixed Height

With Beam and Dual Utility Trays

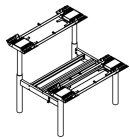
description	type	w	d	pattern no.	list
Telescope Base, Mixed Height Adjustable Standard Electric and Fixed Height with Beam and Dual Trays, Standalone	For use in standalone application	48"	45"	YBTFESBTS48	\$8,795.
		54"	45"	YBTFESBTS54	8,908.
		60"	45"	YBTFESBTS60	8,978.
		66"	45"	YBTFESBTS66	9,031.
		72"	45"	YBTFESBTS72	9,057.
		78"	45"	YBTFESBTS78	9,269.
		84"	45"	YBTFESBTS84	9,647.



Telescope Base, Mixed Height Adjustable Standard Electric and Fixed Height with Beam and Dual Trays, End	For use in end application	48"	45"	YBTFESBTE48	8,876.
		54"	45"	YBTFESBTE54	8,983.
		60"	45"	YBTFESBTE60	9,057.
		66"	45"	YBTFESBTE66	9,110.
		72"	45"	YBTFESBTE72	9,139.
		78"	45"	YBTFESBTE78	9,350.
		84"	45"	YBTFESBTE84	9,728.



Telescope Base, Mixed Height Adjustable Standard Electric and Fixed Height with Beam and Dual Trays, Intermediate	For use in intermediate application	48"	45"	YBTFESBTI48	8,958.
		54"	45"	YBTFESBTI54	9,067.
		60"	45"	YBTFESBTI60	9,139.
		66"	45"	YBTFESBTI66	9,189.
		72"	45"	YBTFESBTI72	9,220.
		78"	45"	YBTFESBTI78	9,430.
		84"	45"	YBTFESBTI84	9,808.



Ordering Information

Table Bases

1. Pattern Number
2. Control Switch
3. Base Paint Finish

Order Code

Bases

Example: **YBTFESBTE60, D, 118T**

YBT	Antenna Telescope Base
FES	Mixed Height Adjustable and Fixed Height
BT	With Beam and Trays
E	End position
60	Width
D	Digital Display
118T	Bright White Paint

Included With

Antenna Telescope Dual Table Bases

Columns
Center beam
Dual Trays
Rails
Connecting Hardware

Options

Antenna Telescope Dual Table Bases

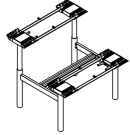
Control Switch Options:

(S) = Standard up/down control switch.
(D) = Digital Display with programmable setting. Add \$668 list for the digital display selection.
(TR) = Toggle Switch, Red.
(TG) = Toggle Switch, Grey. Add \$210 list for "Toggle Switch option".

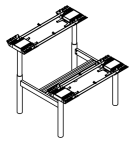
Antenna Telescope Dual Table Bases

Mixed Standard Electric and Fixed Height With Beam Only

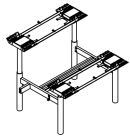
description	type	w	d	pattern no.	list
Telescope Base, Mixed Height Adjustable Standard Electric and Fixed Height with Beam, Standalone	For use in standalone application	48"	45"	YBTFESBNS48	\$7,991.
		54"	45"	YBTFESBNS54	8,047.
		60"	45"	YBTFESBNS60	8,245.
		66"	45"	YBTFESBNS66	8,259.
		72"	45"	YBTFESBNS72	8,281.
		78"	45"	YBTFESBNS78	8,322.
		84"	45"	YBTFESBNS84	8,630.



Telescope Base, Mixed Height Adjustable Standard Electric and Fixed Height with Beam, End	For use in end application	48"	45"	YBTFESBNE48	8,071.
		54"	45"	YBTFESBNE54	8,128.
		60"	45"	YBTFESBNE60	8,322.
		66"	45"	YBTFESBNE66	8,341.
		72"	45"	YBTFESBNE72	8,360.
		78"	45"	YBTFESBNE78	8,404.
		84"	45"	YBTFESBNE84	8,710.



Telescope Base, Mixed Height Adjustable Standard Electric and Fixed Height with Beam, Intermediate	For use in intermediate application	48"	45"	YBTFESBNI48	8,150.
		54"	45"	YBTFESBNI54	8,208.
		60"	45"	YBTFESBNI60	8,404.
		66"	45"	YBTFESBNI66	8,420.
		72"	45"	YBTFESBNI72	8,442.
		78"	45"	YBTFESBNI78	8,484.
		84"	45"	YBTFESBNI84	8,789.



Ordering Information

Table Bases

1. Pattern Number
2. Control Switch
3. Base Paint Finish

Order Code

Bases

Example: **YBTFESBNE60, D, 118T**

YBT	Antenna Telescope Base
FES	Mixed Height Adjustable and Fixed Height Electric
BN	With Beam Only
E	End position
60	Width
D	Digital Display
118T	Bright White Paint

Included With

Antenna Telescope Dual Table Bases

Columns
Center beam
Rails
Connecting Hardware

Options

Antenna Telescope Dual Table Bases

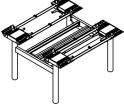
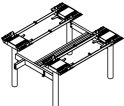
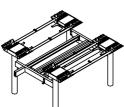
Control Switch Options:

(S) = Standard up/down control switch.
(D) = Digital Display with programmable setting. Add \$668 list for the digital display selection.
(TR) = Toggle Switch, Red.
(TG) = Toggle Switch, Grey. Add \$210 list for "Toggle Switch option".

Antenna Telescope Dual Table Bases

Fixed Height

With Beam and Dual Utility Trays

description	type	w	d	pattern no.	list
 Telescope Base, Fixed Height, with Beam and Dual Trays, Standalone	For use in standalone application	48"	45"	YBTFSBTS48	\$6,131.
		54"	45"	YBTFSBTS54	6,240.
		60"	45"	YBTFSBTS60	6,312.
		66"	45"	YBTFSBTS66	6,365.
		72"	45"	YBTFSBTS72	6,395.
		78"	45"	YBTFSBTS78	6,605.
		84"	45"	YBTFSBTS84	6,984.
 Telescope Base, Fixed Height, with Beam and Dual Trays, End	For use in end application	48"	45"	YBTFSBTE48	6,213.
		54"	45"	YBTFSBTE54	6,322.
		60"	45"	YBTFSBTE60	6,395.
		66"	45"	YBTFSBTE66	6,442.
		72"	45"	YBTFSBTE72	6,474.
		78"	45"	YBTFSBTE78	6,686.
		84"	45"	YBTFSBTE84	7,064.
 Telescope Base, Fixed Height, with Beam and Dual Trays, Intermediate	For use in intermediate application	48"	45"	YBTFSBTI48	6,292.
		54"	45"	YBTFSBTI54	6,401.
		60"	45"	YBTFSBTI60	6,474.
		66"	45"	YBTFSBTI66	6,527.
		72"	45"	YBTFSBTI72	6,554.
		78"	45"	YBTFSBTI78	6,764.
		84"	45"	YBTFSBTI84	7,141.

Antenna Telescope

Ordering Information

Table Bases

1. Pattern Number
2. Base Paint Finish

Order Code

Bases

<i>Example:</i> YBTFSBTE60, 118T	
YBT	Antenna Telescope Base
FS	Fixed Height
BT	With Beam and Trays
E	End position
60	Width
118T	Bright White Paint

Included With

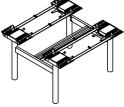
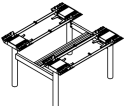
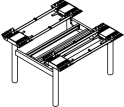
Antenna Telescope Dual Table Bases

- Columns
- Center beam
- Dual Trays
- Rails
- Connecting Hardware

Options

Antenna Telescope Dual Table Bases

Fixed Height With Beam Only

description	type	w	d	pattern no.	list
Telescope Base, Fixed Height, with Beam, Standalone 	For use in standalone application	48"	45"	YBTFSBNS48	\$5,325.
		54"	45"	YBTFSBNS54	5,382.
		60"	45"	YBTFSBNS60	5,578.
		66"	45"	YBTFSBNS66	5,594.
		72"	45"	YBTFSBNS72	5,614.
		78"	45"	YBTFSBNS78	5,659.
		84"	45"	YBTFSBNS84	5,963.
Telescope Base, Fixed Height, with Beam, End 	For use in end application	48"	45"	YBTFSBNE48	5,403.
		54"	45"	YBTFSBNE54	5,464.
		60"	45"	YBTFSBNE60	5,659.
		66"	45"	YBTFSBNE66	5,673.
		72"	45"	YBTFSBNE72	5,695.
		78"	45"	YBTFSBNE78	5,739.
		84"	45"	YBTFSBNE84	6,045.
Telescope Base, Fixed Height, with Beam, Intermediate 	For use in intermeditate application	48"	45"	YBTFSBNI48	5,484.
		54"	45"	YBTFSBNI54	5,542.
		60"	45"	YBTFSBNI60	5,739.
		66"	45"	YBTFSBNI66	5,754.
		72"	45"	YBTFSBNI72	5,774.
		78"	45"	YBTFSBNI78	5,818.
		84"	45"	YBTFSBNI84	6,124.

Ordering Information

Table Bases

1. Pattern Number
2. Base Paint Finish

Order Code

Bases

Example: **YBTFSBNE60, 118T**

YBT	Antenna Telescope Base
FS	Fixed Height
BN	With Beam Only
E	End position
60	Width
118T	Bright White Paint

Included With

Antenna Telescope Dual Table Bases

Columns
Center beam
Dual Trays
Rails
Connecting Hardware

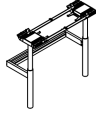
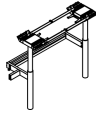
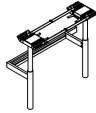
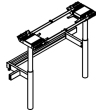
Options

Antenna Telescope Dual Table Bases

Antenna Telescope Single Sided Table Bases

Standard Electric

With Beam Only, 24" deep

description	type	w	d	pattern no.	list
Telescope Single Sided Base, Height Adjustable Standard Electric, with Beam, No Tray	 No crossbar connections	48"	24"	YBTSSFESBNN4824	\$5,437.
		54"	24"	YBTSSFESBNN5424	5,454.
		60"	24"	YBTSSFESBNN6024	5,600.
		66"	24"	YBTSSFESBNN6624	5,622.
		72"	24"	YBTSSFESBNN7224	5,629.
		78"	24"	YBTSSFESBNN7824	5,642.
		84"	24"	YBTSSFESBNN8424	5,671.
Right position, connecting on left	 Right position, connecting on left	48"	24"	YBTSSFESBNR4824	5,519.
		54"	24"	YBTSSFESBNR5424	5,534.
		60"	24"	YBTSSFESBNR6024	5,680.
		66"	24"	YBTSSFESBNR6624	5,702.
		72"	24"	YBTSSFESBNR7224	5,710.
		78"	24"	YBTSSFESBNR7824	5,724.
		84"	24"	YBTSSFESBNR8424	5,750.
Left position, connecting on right	 Left position, connecting on right	48"	24"	YBTSSFESBNL4824	5,519.
		54"	24"	YBTSSFESBNL5424	5,534.
		60"	24"	YBTSSFESBNL6024	5,680.
		66"	24"	YBTSSFESBNL6624	5,702.
		72"	24"	YBTSSFESBNL7224	5,710.
		78"	24"	YBTSSFESBNL7824	5,724.
		84"	24"	YBTSSFESBNL8424	5,750.
Surround, connecting both sides	 Surround, connecting both sides	48"	24"	YBTSSFESBNS4824	5,629.
		54"	24"	YBTSSFESBNS5424	5,642.
		60"	24"	YBTSSFESBNS6024	5,792.
		66"	24"	YBTSSFESBNS6624	5,813.
		72"	24"	YBTSSFESBNS7224	5,818.
		78"	24"	YBTSSFESBNS7824	5,833.
		78"	24"	YBTSSFESBNS8424	5,861.

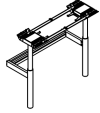
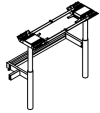
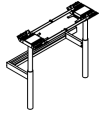
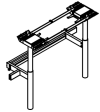
Antenna Telescope

Ordering Information	Order Code	Included With	Options
Antenna Telescope Single Sided Table Bases	Antenna Telescope Single Sided Table Bases	Antenna Telescope Single Sided Table Bases	Antenna Telescope Single Sided Table Bases
1. Pattern Number	<i>Example:</i> YBTSSFESBNN4824, D, 118T	Columns	Control Switch Options:
2. Control Switch	YBT Antenna Telescope Base	Center beam	(S) = Standard up/down control switch.
3. Base Paint Finish	SSFES Single Sided Standard Electric	Rails	(D) = Digital Display with programmable setting. Add \$334 list for the digital display selection.
	BN Beam, No Tray	Connecting Hardware	(TR) = Toggle Switch, Red.
	N No connections	Utility Tray	(TG) = Toggle Switch, Grey. Add \$105 list for "Toggle Switch option".
	48 Width		
	24 Depth		
	D Digital Display		
	118T Bright White Paint		

Antenna Telescope Single Sided Table Bases

Standard Electric

With Beam Only, 27" deep

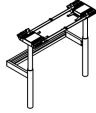
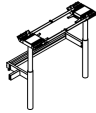
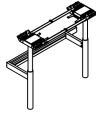
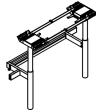
description	type	w	d	pattern no.	list
Telescope Single Sided Base, Height Adjustable Standard Electric, with Beam, No Tray	 No crossbar connections	48"	27"	YBTSSFESBNN4827	\$5,466.
		54"	27"	YBTSSFESBNN5427	5,480.
		60"	27"	YBTSSFESBNN6027	5,629.
		66"	27"	YBTSSFESBNN6627	5,649.
		72"	27"	YBTSSFESBNN7227	5,657.
		78"	27"	YBTSSFESBNN7827	5,671.
		84"	27"	YBTSSFESBNN8427	5,700.
Right position, connecting on left	 Right position, connecting on left	48"	27"	YBTSSFESBNR4827	5,547.
		54"	27"	YBTSSFESBNR5427	5,561.
		60"	27"	YBTSSFESBNR6027	5,710.
		66"	27"	YBTSSFESBNR6627	5,731.
		72"	27"	YBTSSFESBNR7227	5,738.
		78"	27"	YBTSSFESBNR7827	5,750.
		84"	27"	YBTSSFESBNR8427	5,779.
Left position, connecting on right	 Left position, connecting on right	48"	27"	YBTSSFESBNL4827	5,547.
		54"	27"	YBTSSFESBNL5427	5,561.
		60"	27"	YBTSSFESBNL6027	5,710.
		66"	27"	YBTSSFESBNL6627	5,731.
		72"	27"	YBTSSFESBNL7227	5,738.
		78"	27"	YBTSSFESBNL7827	5,750.
		84"	27"	YBTSSFESBNL8427	5,779.
Surround, connecting both sides	 Surround, connecting both sides	48"	27"	YBTSSFESBNS4827	5,657.
		54"	27"	YBTSSFESBNS5427	5,671.
		60"	27"	YBTSSFESBNS6027	5,818.
		66"	27"	YBTSSFESBNS6627	5,841.
		72"	27"	YBTSSFESBNS7227	5,848.
		78"	27"	YBTSSFESBNS7827	5,861.
		84"	27"	YBTSSFESBNS8427	5,889.

Ordering Information	Order Code	Included With	Options
Antenna Telescope Single Sided Table Bases 1. Pattern Number 2. Control Switch 3. Base Paint Finish	Antenna Telescope Single Sided Table Bases <i>Example:</i> YBTSSFESBNN4824, D, 118T <hr/> YBT Antenna Telescope Base <hr/> SSFES Single Sided Standard Electric <hr/> BN Beam, No Tray <hr/> N No connections <hr/> 48 Width <hr/> 24 Depth <hr/> D Digital Display <hr/> 118T Bright White Paint	Antenna Telescope Single Sided Table Bases Columns Center beam Rails Connecting Hardware	Antenna Telescope Single Sided Table Bases Control Switch Options: (S) = Standard up/down control switch. (D) = Digital Display with programmable setting. Add \$334 list for the digital display selection. (TR) = Toggle Switch, Red. (TG) = Toggle Switch, Grey. Add \$105 list for "Toggle Switch option".

Antenna Telescope Single Sided Table Bases

Standard Electric

With Beam Only, 30" deep

description	type	w	d	pattern no.	list
Telescope Single Sided Base, Height Adjustable Standard Electric, with Beam, No Tray	 No crossbar connections	48"	30"	YBTSSFESBNN4830	\$5,471.
		54"	30"	YBTSSFESBNN5430	5,488.
		60"	30"	YBTSSFESBNN6030	5,636.
		66"	30"	YBTSSFESBNN6630	5,657.
		72"	30"	YBTSSFESBNN7230	5,665.
		78"	30"	YBTSSFESBNN7830	5,676.
		84"	30"	YBTSSFESBNN8430	5,707.
 Right position, connecting on left	48"	30"	YBTSSFESBNR4830	5,554.	
	54"	30"	YBTSSFESBNR5430	5,566.	
	60"	30"	YBTSSFESBNR6030	5,717.	
	66"	30"	YBTSSFESBNR6630	5,738.	
	72"	30"	YBTSSFESBNR7230	5,744.	
	78"	30"	YBTSSFESBNR7830	5,759.	
	84"	30"	YBTSSFESBNR8430	5,784.	
 Left position, connecting on right	48"	30"	YBTSSFESBNL4830	5,554.	
	54"	30"	YBTSSFESBNL5430	5,566.	
	60"	30"	YBTSSFESBNL6030	5,717.	
	66"	30"	YBTSSFESBNL6630	5,738.	
	72"	30"	YBTSSFESBNL7230	5,744.	
	78"	30"	YBTSSFESBNL7830	5,759.	
	84"	30"	YBTSSFESBNL8430	5,784.	
 Surround, connecting both sides	48"	30"	YBTSSFESBNS4830	5,665.	
	54"	30"	YBTSSFESBNS5430	5,676.	
	60"	30"	YBTSSFESBNS6030	5,826.	
	66"	30"	YBTSSFESBNS6630	5,848.	
	72"	30"	YBTSSFESBNS7230	5,855.	
	78"	30"	YBTSSFESBNS7830	5,868.	
	84"	30"	YBTSSFESBNS8430	5,899.	

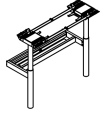
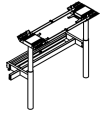
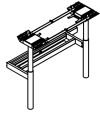
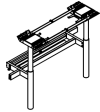
Antenna Telescope

Ordering Information	Order Code	Included With	Options
Antenna Telescope Single Sided Table Bases 1. Pattern Number 2. Control Switch 3. Base Paint Finish	Antenna Telescope Single Sided Table Bases <i>Example:</i> YBTSSFESBNN4824, D, 118T <hr/> YBT Antenna Telescope Base <hr/> SSFES Single Sided Standard Electric <hr/> BN Beam, No Tray <hr/> N No connections <hr/> 48 Width <hr/> 24 Depth <hr/> D Digital Display <hr/> 118T Bright White Paint	Antenna Telescope Single Sided Table Bases Columns Center beam Rails Connecting Hardware	Antenna Telescope Single Sided Table Bases Control Switch Options: (S) = Standard up/down control switch. (D) = Digital Display with programmable setting. Add \$334 list for the digital display selection. (TR) = Toggle Switch, Red. (TG) = Toggle Switch, Grey. Add \$105 list for "Toggle Switch option".

Antenna Telescope Single Sided Table Bases

Standard Electric

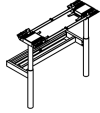
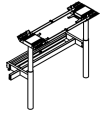
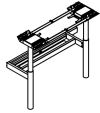
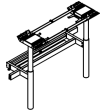
With Beam and Utility Tray, 24" deep

description	type	w	d	pattern no.	list
Telescope Single Sided Base, Height Adjustable Standard Electric, with Beam and Tray	No crossbar connections 	48"	24"	YBTSSFESBTN4824	\$5,868.
		54"	24"	YBTSSFESBTN5424	5,882.
		60"	24"	YBTSSFESBTN6024	5,947.
		66"	24"	YBTSSFESBTN6624	6,003.
		72"	24"	YBTSSFESBTN7224	6,023.
		78"	24"	YBTSSFESBTN7824	6,110.
		84"	24"	YBTSSFESBTN8424	6,152.
Right position, connecting on left 	Right position, connecting on left	48"	24"	YBTSSFESBTR4824	5,949.
		54"	24"	YBTSSFESBTR5424	5,961.
		60"	24"	YBTSSFESBTR6024	6,025.
		66"	24"	YBTSSFESBTR6624	6,084.
		72"	24"	YBTSSFESBTR7224	6,105.
		78"	24"	YBTSSFESBTR7824	6,190.
		84"	24"	YBTSSFESBTR8424	6,231.
Left position, connecting on right 	Left position, connecting on right	48"	24"	YBTSSFESBTL4824	5,949.
		54"	24"	YBTSSFESBTL5424	5,961.
		60"	24"	YBTSSFESBTL6024	6,025.
		66"	24"	YBTSSFESBTL6624	6,084.
		72"	24"	YBTSSFESBTL7224	6,105.
		78"	24"	YBTSSFESBTL7824	6,190.
		84"	24"	YBTSSFESBTL8424	6,231.
Surround, connecting both sides 	Surround, connecting both sides	48"	24"	YBTSSFESBTS4824	6,028.
		54"	24"	YBTSSFESBTS5424	6,044.
		60"	24"	YBTSSFESBTS6024	6,109.
		66"	24"	YBTSSFESBTS6624	6,163.
		72"	24"	YBTSSFESBTS7224	6,184.
		78"	24"	YBTSSFESBTS7824	6,270.
		84"	24"	YBTSSFESBTS8424	6,311.

Ordering Information	Order Code	Included With	Options
Antenna Telescope Single Sided Table Bases	Antenna Telescope Single Sided Table Bases	Antenna Telescope Single Sided Table Bases	Antenna Telescope Single Sided Table Bases
1. Pattern Number	<i>Example:</i> YBTSSFESBTN4824, D, 118T	Columns	Control Switch Options:
2. Control Switch	YBT Antenna Telescope Base	Center beam	(S) = Standard up/down control switch.
3. Base Paint Finish	SSFES Single Sided Standard Electric	Rails	(D) = Digital Display with programmable setting. Add \$334 list for the digital display selection.
	BT Beam and Utility Tray	Connecting Hardware	(TR) = Toggle Switch, Red.
	N No connections	Utility Tray	(TG) = Toggle Switch, Grey. Add \$105 list for "Toggle Switch option".
	48 Width		
	24 Depth		
	D Digital Display		
	118T Bright White Paint		

Standard Electric

With Beam and Utility Tray, 27" deep

description	type	w	d	pattern no.	list
Telescope Single Sided Base, Height Adjustable Standard Electric, with Beam and Tray	No crossbar connections 	48"	27"	YBTSSFESBTN4827	\$5,899.
		54"	27"	YBTSSFESBTN5427	5,911.
		60"	27"	YBTSSFESBTN6027	5,975.
		66"	27"	YBTSSFESBTN6627	6,030.
		72"	27"	YBTSSFESBTN7227	6,051.
		78"	27"	YBTSSFESBTN7827	6,135.
		84"	27"	YBTSSFESBTN8427	6,180.
Right position, connecting on left 	Right position, connecting on left	48"	27"	YBTSSFESBTR4827	5,977.
		54"	27"	YBTSSFESBTR5427	5,993.
		60"	27"	YBTSSFESBTR6027	6,055.
		66"	27"	YBTSSFESBTR6627	6,112.
		72"	27"	YBTSSFESBTR7227	6,132.
		78"	27"	YBTSSFESBTR7827	6,218.
		84"	27"	YBTSSFESBTR8427	6,260.
Left position, connecting on right 	Left position, connecting on right	48"	27"	YBTSSFESBTL4827	5,977.
		54"	27"	YBTSSFESBTL5427	5,993.
		60"	27"	YBTSSFESBTL6027	6,055.
		66"	27"	YBTSSFESBTL6627	6,112.
		72"	27"	YBTSSFESBTL7227	6,132.
		78"	27"	YBTSSFESBTL7827	6,218.
		84"	27"	YBTSSFESBTL8427	6,260.
Surround, connecting both sides 	Surround, connecting both sides	48"	27"	YBTSSFESBTS4827	6,059.
		54"	27"	YBTSSFESBTS5427	6,072.
		60"	27"	YBTSSFESBTS6027	6,134.
		66"	27"	YBTSSFESBTS6627	6,193.
		72"	27"	YBTSSFESBTS7227	6,214.
		78"	27"	YBTSSFESBTS7827	6,297.
		84"	27"	YBTSSFESBTS8427	6,340.

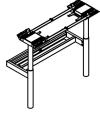
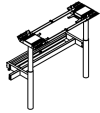
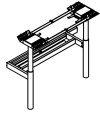
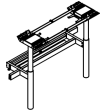
Antenna Telescope

Ordering Information	Order Code	Included With	Options
Antenna Telescope Single Sided Table Bases	Antenna Telescope Single Sided Table Bases	Antenna Telescope Single Sided Table Bases	Antenna Telescope Single Sided Table Bases
1. Pattern Number	<i>Example:</i> YBTSSFESBTN4824, D, 118T	Columns	Control Switch Options:
2. Control Switch	YBT Antenna Telescope Base	Center beam	(S) = Standard up/down control switch.
3. Base Paint Finish	SSFES Single Sided Standard Electric	Rails	(D) = Digital Display with programmable setting. Add \$334 list for the digital display selection.
	BT Beam and Utility Tray	Connecting Hardware	(TR) = Toggle Switch, Red.
	N No connections	Utility Tray	(TG) = Toggle Switch, Grey. Add \$105 list for "Toggle Switch option".
	48 Width		
	24 Depth		
	D Digital Display		
	118T Bright White Paint		

Antenna Telescope Single Sided Table Bases

Standard Electric

With Beam and Utility Tray, 30" deep

description	type	w	d	pattern no.	list
Telescope Single Sided Base, Height Adjustable Standard Electric, with Beam and Tray	 No crossbar connections	48"	30"	YBTSSFESBTN4830	\$5,905.
		54"	30"	YBTSSFESBTN5430	5,918.
		60"	30"	YBTSSFESBTN6030	5,982.
		66"	30"	YBTSSFESBTN6630	6,037.
		66"	30"	YBTSSFESBTN7230	6,060.
		78"	30"	YBTSSFESBTN7830	6,144.
		84"	30"	YBTSSFESBTN8430	6,185.
 Right position, connecting on left	48"	30"	YBTSSFESBTR4830	5,984.	
	54"	30"	YBTSSFESBTR5430	5,999.	
	60"	30"	YBTSSFESBTR6030	6,062.	
	66"	30"	YBTSSFESBTR6630	6,119.	
	72"	30"	YBTSSFESBTR7230	6,139.	
	78"	30"	YBTSSFESBTR7830	6,224.	
	84"	30"	YBTSSFESBTR8430	6,268.	
 Left position, connecting on right	48"	30"	YBTSSFESBTL4830	5,984.	
	54"	30"	YBTSSFESBTL5430	5,999.	
	60"	30"	YBTSSFESBTL6030	6,062.	
	66"	30"	YBTSSFESBTL6630	6,119.	
	72"	30"	YBTSSFESBTL7230	6,139.	
	78"	30"	YBTSSFESBTL7830	6,224.	
	84"	30"	YBTSSFESBTL8430	6,268.	
 Surround, connecting both sides	48"	30"	YBTSSFESBTS4830	6,065.	
	54"	30"	YBTSSFESBTS5430	6,080.	
	60"	30"	YBTSSFESBTS6030	6,142.	
	66"	30"	YBTSSFESBTS6630	6,201.	
	72"	30"	YBTSSFESBTS7230	6,220.	
	78"	30"	YBTSSFESBTS7830	6,304.	
	84"	30"	YBTSSFESBTS8430	6,346.	

Ordering Information

Antenna Telescope Single Sided Table Bases

1. Pattern Number
2. Control Switch
3. Base Paint Finish

Order Code

Antenna Telescope Single Sided Table Bases

Example: **YBTSSFESBTN4824, D, 118T**

YBT	Antenna Telescope Base
SSFES	Single Sided Standard Electric
BT	Beam and Utility Tray
N	No connections
48	Width
24	Depth
D	Digital Display
118T	Bright White Paint

Included With

Antenna Telescope Single Sided Table Bases



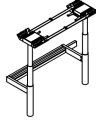
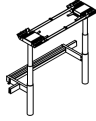
Columns
Center beam
Rails
Connecting Hardware
Utility Tray

Options

Antenna Telescope Single Sided Table Bases

Control Switch Options:
(S) = Standard up/down control switch.
(D) = Digital Display with programmable setting. Add \$334 list for the digital display selection.
(TR) = Toggle Switch, Red.
(TG) = Toggle Switch, Grey. Add \$105 list for "Toggle Switch option".

Extended Electric With Beam Only, 24" deep



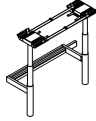
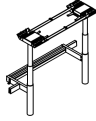
description	type	w	d	pattern no.	list
Telescope Single Sided Base, Height Adjustable Extended Electric, with Beam, No Tray	No crossbar connections 	48"	24"	YBTSSFEXBNN4824	\$6,370.
		54"	24"	YBTSSFEXBNN5424	6,385.
		60"	24"	YBTSSFEXBNN6024	6,532.
		66"	24"	YBTSSFEXBNN6624	6,554.
		72"	24"	YBTSSFEXBNN7224	6,562.
		78"	24"	YBTSSFEXBNN7824	6,574.
		84"	24"	YBTSSFEXBNN8424	6,603.
Right position, connecting on left 	Right position, connecting on left	48"	24"	YBTSSFEXBNR4824	6,450.
		54"	24"	YBTSSFEXBNR5424	6,467.
		60"	24"	YBTSSFEXBNR6024	6,614.
		66"	24"	YBTSSFEXBNR6624	6,634.
		72"	24"	YBTSSFEXBNR7224	6,641.
		78"	24"	YBTSSFEXBNR7824	6,653.
		84"	24"	YBTSSFEXBNR8424	6,684.
Left position, connecting on right 	Left position, connecting on right	48"	24"	YBTSSFEXBNL4824	6,450.
		54"	24"	YBTSSFEXBNL5424	6,467.
		60"	24"	YBTSSFEXBNL6024	6,614.
		66"	24"	YBTSSFEXBNL6624	6,634.
		72"	24"	YBTSSFEXBNL7224	6,641.
		78"	24"	YBTSSFEXBNL7824	6,653.
		84"	24"	YBTSSFEXBNL8424	6,684.
Surround, connecting both sides 	Surround, connecting both sides	48"	24"	YBTSSFEXBNS4824	6,562.
		54"	24"	YBTSSFEXBNS5424	6,574.
		60"	24"	YBTSSFEXBNS6024	6,722.
		66"	24"	YBTSSFEXBNS6624	6,745.
		72"	24"	YBTSSFEXBNS7224	6,751.
		78"	24"	YBTSSFEXBNS7824	6,765.
		84"	24"	YBTSSFEXBNS8424	6,792.

Antenna Telescope

Ordering Information	Order Code	Included With	Options
Antenna Telescope Single Sided Table Bases	Antenna Telescope Single Sided Table Bases	Antenna Telescope Single Sided Table Bases	Antenna Telescope Single Sided Table Bases
1. Pattern Number	<i>Example:</i> YBTSSFEXBNN4824, D, 118T	Columns	Control Switch Options:
2. Control Switch	YBT Antenna Telescope Base	Center beam	(S) = Standard up/down control switch.
3. Base Paint Finish	SSFEX Single Sided Extended Electric	Rails	(D) = Digital Display with programmable setting. Add \$334 list for the digital display selection.
	BN Beam, No Tray	Connecting Hardware	(TR) = Toggle Switch, Red.
	N No connections		(TG) = Toggle Switch, Grey. Add \$105 list for "Toggle Switch option".
	48 Width		
	24 Depth		
	D Digital Display		
	118T Bright White Paint		

Antenna Telescope Single Sided Table Bases



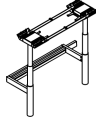
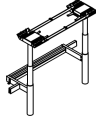
Extended Electric With Beam Only, 27" deep

description	type	w	d	pattern no.	list
Telescope Single Sided Base, Height Adjustable Extended Electric, with Beam, No Tray	 No crossbar connections	48"	27"	YBTSSFEXBNN4827	\$6,398.
		54"	27"	YBTSSFEXBNN5427	6,413.
		60"	27"	YBTSSFEXBNN6027	6,562.
		66"	27"	YBTSSFEXBNN6627	6,581.
		72"	27"	YBTSSFEXBNN7227	6,588.
		78"	27"	YBTSSFEXBNN7827	6,603.
		84"	27"	YBTSSFEXBNN8427	6,631.
 Right position, connecting on left	48"	27"	YBTSSFEXBNR4827	6,479.	
	54"	27"	YBTSSFEXBNR5427	6,493.	
	60"	27"	YBTSSFEXBNR6027	6,641.	
	66"	27"	YBTSSFEXBNR6627	6,664.	
	72"	27"	YBTSSFEXBNR7227	6,672.	
	78"	27"	YBTSSFEXBNR7827	6,684.	
	84"	27"	YBTSSFEXBNR8427	6,711.	
 Left position, connecting on right	48"	27"	YBTSSFEXBNL4827	6,479.	
	54"	27"	YBTSSFEXBNL5427	6,493.	
	60"	27"	YBTSSFEXBNL6027	6,641.	
	66"	27"	YBTSSFEXBNL6627	6,664.	
	72"	27"	YBTSSFEXBNL7227	6,672.	
	78"	27"	YBTSSFEXBNL7827	6,684.	
	84"	27"	YBTSSFEXBNL8427	6,711.	
 Surround, connecting both sides	48"	27"	YBTSSFEXBNS4827	6,588.	
	54"	27"	YBTSSFEXBNS5427	6,603.	
	60"	27"	YBTSSFEXBNS6027	6,751.	
	66"	27"	YBTSSFEXBNS6627	6,772.	
	72"	27"	YBTSSFEXBNS7227	6,780.	
	78"	27"	YBTSSFEXBNS7827	6,792.	
	84"	27"	YBTSSFEXBNS8427	6,822.	

Ordering Information	Order Code	Included With	Options
Antenna Telescope Single Sided Table Bases 1. Pattern Number 2. Control Switch 3. Base Paint Finish	Antenna Telescope Single Sided Table Bases <i>Example:</i> YBTSSFEXBNN4824, D, 118T <hr/> YBT Antenna Telescope Base <hr/> SSFEX Single Sided Extended Electric <hr/> BN Beam, No Tray <hr/> N No connections <hr/> 48 Width <hr/> 24 Depth <hr/> D Digital Display <hr/> 118T Bright White Paint	Antenna Telescope Single Sided Table Bases Columns Center beam Rails Connecting Hardware	Antenna Telescope Single Sided Table Bases Control Switch Options: (S) = Standard up/down control switch. (D) = Digital Display with programmable setting. Add \$334 list for the digital display selection. (TR) = Toggle Switch, Red. (TG) = Toggle Switch, Grey. Add \$105 list for "Toggle Switch option".

Antenna Telescope Single Sided Table Bases

Extended Electric With Beam Only, 30" deep

description	type	w	d	pattern no.	list
Telescope Single Sided Base, Height Adjustable Extended Electric, with Beam, No Tray	 No crossbar connections	48"	30"	YBTSSFEXBNN4830	\$6,406.
		54"	30"	YBTSSFEXBNN5430	6,420.
		60"	30"	YBTSSFEXBNN6030	6,568.
		66"	30"	YBTSSFEXBNN6630	6,588.
		72"	30"	YBTSSFEXBNN7230	6,598.
		78"	30"	YBTSSFEXBNN7830	6,610.
		84"	30"	YBTSSFEXBNN8430	6,639.
 Right position, connecting on left	48"	30"	YBTSSFEXBNR4830	6,485.	
	54"	30"	YBTSSFEXBNR5430	6,500.	
	60"	30"	YBTSSFEXBNR6030	6,647.	
	66"	30"	YBTSSFEXBNR6630	6,672.	
	72"	30"	YBTSSFEXBNR7230	6,677.	
	78"	30"	YBTSSFEXBNR7830	6,690.	
	84"	30"	YBTSSFEXBNR8430	6,718.	
 Left position, connecting on right	48"	30"	YBTSSFEXBNL4830	6,485.	
	54"	30"	YBTSSFEXBNL5430	6,500.	
	60"	30"	YBTSSFEXBNL6030	6,647.	
	66"	30"	YBTSSFEXBNL6630	6,672.	
	72"	30"	YBTSSFEXBNL7230	6,677.	
	78"	30"	YBTSSFEXBNL7830	6,690.	
	84"	30"	YBTSSFEXBNL8430	6,718.	
 Surround, connecting both sides	48"	30"	YBTSSFEXBNS4830	6,598.	
	54"	30"	YBTSSFEXBNS5430	6,610.	
	60"	30"	YBTSSFEXBNS6030	6,760.	
	66"	30"	YBTSSFEXBNS6630	6,780.	
	72"	30"	YBTSSFEXBNS7230	6,785.	
	78"	30"	YBTSSFEXBNS7830	6,801.	
	84"	30"	YBTSSFEXBNS8430	6,829.	

Antenna Telescope

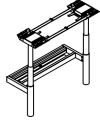
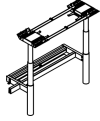
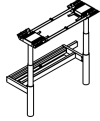
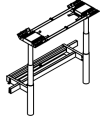
Ordering Information	Order Code	Included With	Options
Antenna Telescope Single Sided Table Bases 1. Pattern Number 2. Control Switch 3. Base Paint Finish	Antenna Telescope Single Sided Table Bases <i>Example:</i> YBTSSFEXBNN4824, D, 118T <hr/> YBT Antenna Telescope Base <hr/> SSFEX Single Sided Extended Electric <hr/> BN Beam, No Tray <hr/> N No connections <hr/> 48 Width <hr/> 24 Depth <hr/> D Digital Display <hr/> 118T Bright White Paint	Antenna Telescope Single Sided Table Bases Columns Center beam Rails Connecting Hardware	Antenna Telescope Single Sided Table Bases Control Switch Options: (S) = Standard up/down control switch. (D) = Digital Display with programmable setting. Add \$334 list for the digital display selection. (TR) = Toggle Switch, Red. (TG) = Toggle Switch, Grey. Add \$105 list for "Toggle Switch option".

Antenna Telescope Single Sided Table Bases

Antenna Workspaces

Extended Electric

With Beam and Utility Tray, 24" deep

description	type	w	d	pattern no.	list
Telescope Single Sided Base, Height Adjustable Extended Electric, with Beam and Tray	 No crossbar connections	48"	24"	YBTSSFEXBTN4824	\$6,801.
		54"	24"	YBTSSFEXBTN5424	6,816.
		60"	24"	YBTSSFEXBTN6024	6,879.
		66"	24"	YBTSSFEXBTN6624	6,937.
		72"	24"	YBTSSFEXBTN7224	6,955.
		78"	24"	YBTSSFEXBTN7824	7,040.
		84"	24"	YBTSSFEXBTN8424	7,084.
 Right position, connecting on left	48"	24"	YBTSSFEXBTR4824	6,881.	
	54"	24"	YBTSSFEXBTR5424	6,895.	
	60"	24"	YBTSSFEXBTR6024	6,960.	
	66"	24"	YBTSSFEXBTR6624	7,017.	
	72"	24"	YBTSSFEXBTR7224	7,037.	
	78"	24"	YBTSSFEXBTR7824	7,122.	
	84"	24"	YBTSSFEXBTR8424	7,163.	
 Left position, connecting on right	48"	24"	YBTSSFEXBTL4824	6,881.	
	54"	24"	YBTSSFEXBTL5424	6,895.	
	60"	24"	YBTSSFEXBTL6024	6,960.	
	66"	24"	YBTSSFEXBTL6624	7,017.	
	72"	24"	YBTSSFEXBTL7224	7,037.	
	78"	24"	YBTSSFEXBTL7824	7,122.	
	84"	24"	YBTSSFEXBTL8424	7,163.	
 Surround, connecting both sides	48"	24"	YBTSSFEXBTS4824	6,963.	
	54"	24"	YBTSSFEXBTS5424	6,976.	
	60"	24"	YBTSSFEXBTS6024	7,039.	
	66"	24"	YBTSSFEXBTS6624	7,095.	
	72"	24"	YBTSSFEXBTS7224	7,118.	
	78"	24"	YBTSSFEXBTS7824	7,202.	
	84"	24"	YBTSSFEXBTS8424	7,244.	

Ordering Information

Antenna Telescope Single Sided Table Bases

1. Pattern Number
2. Control Switch
3. Base Paint Finish

Order Code

Antenna Telescope Single Sided Table Bases

Example: **YBTSSFEXBTN4824, D, 118T**

YBT	Antenna Telescope Base
SSFEX	Single Sided Extended Electric
BT	Beam and Utility Tray
N	No connections
48	Width
24	Depth
D	Digital Display
118T	Bright White Paint

Included With

Antenna Telescope Single Sided Table Bases

Columns
Center beam
Rails
Connecting Hardware
Utility Tray

Options

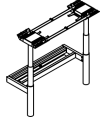
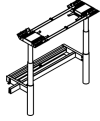
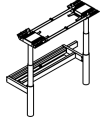
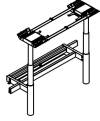
Antenna Telescope Single Sided Table Bases

Control Switch Options:
(S) = Standard up/down control switch.
(D) = Digital Display with programmable setting. Add \$334 list for the digital display selection.
(TR) = Toggle Switch, Red.
(TG) = Toggle Switch, Grey. Add \$105 list for "Toggle Switch option".

Antenna Telescope Single Sided Table Bases

Extended Electric

With Beam and Utility Tray, 27" deep

description	type	w	d	pattern no.	list
Telescope Single Sided Base, Height Adjustable Extended Electric, with Beam and Tray	 No crossbar connections	48"	27"	YBTSSFEXBTN4827	\$6,829.
		54"	27"	YBTSSFEXBTN5427	6,844.
		60"	27"	YBTSSFEXBTN6027	6,906.
		66"	27"	YBTSSFEXBTN6627	6,964.
		72"	27"	YBTSSFEXBTN7227	6,985.
		78"	27"	YBTSSFEXBTN7827	7,070.
		84"	27"	YBTSSFEXBTN8427	7,111.
 Right position, connecting on left	48"	27"	YBTSSFEXBTR4827	6,908.	
	54"	27"	YBTSSFEXBTR5427	6,925.	
	60"	27"	YBTSSFEXBTR6027	6,987.	
	66"	27"	YBTSSFEXBTR6627	7,042.	
	72"	27"	YBTSSFEXBTR7227	7,065.	
	78"	27"	YBTSSFEXBTR7827	7,151.	
	84"	27"	YBTSSFEXBTR8427	7,192.	
 Left position, connecting on right	48"	27"	YBTSSFEXBTL4827	6,908.	
	54"	27"	YBTSSFEXBTL5427	6,925.	
	60"	27"	YBTSSFEXBTL6027	6,987.	
	66"	27"	YBTSSFEXBTL6627	7,042.	
	72"	27"	YBTSSFEXBTL7227	7,065.	
	78"	27"	YBTSSFEXBTL7827	7,151.	
	84"	27"	YBTSSFEXBTL8427	7,192.	
 Surround, connecting both sides	48"	27"	YBTSSFEXBTS4827	6,989.	
	54"	27"	YBTSSFEXBTS5427	7,002.	
	60"	27"	YBTSSFEXBTS6027	7,068.	
	66"	27"	YBTSSFEXBTS6627	7,126.	
	72"	27"	YBTSSFEXBTS7227	7,146.	
	78"	27"	YBTSSFEXBTS7827	7,230.	
	84"	27"	YBTSSFEXBTS8427	7,272.	

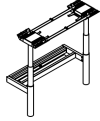
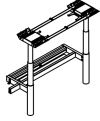
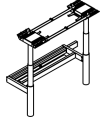
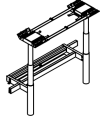
Antenna Telescope

Ordering Information	Order Code	Included With	Options
Antenna Telescope Single Sided Table Bases 1. Pattern Number 2. Control Switch 3. Base Paint Finish	Antenna Telescope Single Sided Table Bases <i>Example:</i> YBTSSFEXBTN4824, D, 118T YBT Antenna Telescope Base SSFEX Single Sided Extended Electric BT Beam and Utility Tray N No connections 48 Width 24 Depth D Digital Display 118T Bright White Paint	Antenna Telescope Single Sided Table Bases Columns Center beam Rails Connecting Hardware Utility Tray	Antenna Telescope Single Sided Table Bases Control Switch Options: (S) = Standard up/down control switch. (D) = Digital Display with programmable setting. Add \$334 list for the digital display selection. (TR) = Toggle Switch, Red. (TG) = Toggle Switch, Grey. Add \$105 list for "Toggle Switch option".

Antenna Telescope Single Sided Table Bases

Extended Electric

With Beam and Utility Tray, 30" deep

description	type	w	d	pattern no.	list
Telescope Single Sided Base, Height Adjustable Extended Electric, with Beam and Tray	 No crossbar connections	48"	30"	YBTSSFEXBTN4830	\$6,836.
		54"	30"	YBTSSFEXBTN5430	6,851.
		60"	30"	YBTSSFEXBTN6030	6,914.
		66"	30"	YBTSSFEXBTN6630	6,969.
		72"	30"	YBTSSFEXBTN7230	6,991.
		78"	30"	YBTSSFEXBTN7830	7,077.
		84"	30"	YBTSSFEXBTN8430	7,119.
 Right position, connecting on left	48"	30"	YBTSSFEXBTR4830	6,916.	
	54"	30"	YBTSSFEXBTR5430	6,931.	
	60"	30"	YBTSSFEXBTR6030	6,993.	
	66"	30"	YBTSSFEXBTR6630	7,049.	
	72"	30"	YBTSSFEXBTR7230	7,072.	
	78"	30"	YBTSSFEXBTR7830	7,157.	
	84"	30"	YBTSSFEXBTR8430	7,199.	
 Left position, connecting on right	48"	30"	YBTSSFEXBTL4830	6,916.	
	54"	30"	YBTSSFEXBTL5430	6,931.	
	60"	30"	YBTSSFEXBTL6030	6,993.	
	66"	30"	YBTSSFEXBTL6630	7,049.	
	72"	30"	YBTSSFEXBTL7230	7,072.	
	78"	30"	YBTSSFEXBTL7830	7,157.	
	84"	30"	YBTSSFEXBTL8430	7,199.	
 Surround, connecting both sides	48"	30"	YBTSSFEXBTS4830	6,997.	
	54"	30"	YBTSSFEXBTS5430	7,011.	
	60"	30"	YBTSSFEXBTS6030	7,076.	
	66"	30"	YBTSSFEXBTS6630	7,132.	
	72"	30"	YBTSSFEXBTS7230	7,154.	
	78"	30"	YBTSSFEXBTS7830	7,239.	
	84"	30"	YBTSSFEXBTS8430	7,278.	

Ordering Information

Antenna Telescope Single Sided Table Bases

1. Pattern Number
2. Control Switch
3. Base Paint Finish

Order Code

Antenna Telescope Single Sided Table Bases

Example: **YBTSSFEXBTN4824, D, 118T**

YBT	Antenna Telescope Base
SSFEX	Single Sided Extended Electric
BT	Beam and Utility Tray
N	No connections
48	Width
24	Depth
D	Digital Display
118T	Bright White Paint

Included With

Antenna Telescope Single Sided Table Bases

Columns
Center beam
Rails
Connecting Hardware
Utility Tray

Options

Antenna Telescope Single Sided Table Bases

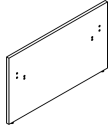
Control Switch Options:
(S) = Standard up/down control switch.
(D) = Digital Display with programmable setting. Add \$334 list for the digital display selection.
(TR) = Toggle Switch, Red.
(TG) = Toggle Switch, Grey. Add \$105 list for "Toggle Switch option".

Antenna Telescope Back Panels

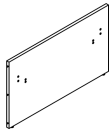
For Single Sided Standard Electric Bases

Laminate or Veneer, 28 1/2" H

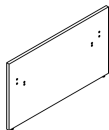
description	w	d	h	pattern no.	Laminate (L)	V1(V)	V2(V)	V3(V)
Telescope Back Panel for Single Sided Standard Electric Base, No End Panel Connection, Desk Height	48"	1 1/4"	28 1/2"	YBPTSSFESN2848()	\$607.	\$887.	\$1,033.	\$1,707.
	54"	1 1/4"	28 1/2"	YBPTSSFESN2854()	622.	906.	1,056.	1,741.
	60"	1 1/4"	28 1/2"	YBPTSSFESN2860()	649.	1,012.	1,168.	1,926.
	66"	1 1/4"	28 1/2"	YBPTSSFESN2866()	678.	1,049.	1,215.	2,037.
	72"	1 1/4"	28 1/2"	YBPTSSFESN2872()	693.	1,141.	1,326.	2,222.
	78"	1 1/4"	28 1/2"	YBPTSSFESN2878()	763.	1,233.	1,428.	2,400.
	84"	1 1/4"	28 1/2"	YBPTSSFESN2884()	835.	1,327.	1,537.	2,580.



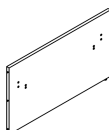
Telescope Back Panel for Single Sided Standard Electric Base, Left Side End Panel Connection, Desk Height	48"	1 1/4"	28 1/2"	YBPTSSFESL2848()	678.	959.	1,105.	1,779.
	54"	1 1/4"	28 1/2"	YBPTSSFESL2854()	693.	976.	1,128.	1,814.
	60"	1 1/4"	28 1/2"	YBPTSSFESL2860()	721.	1,084.	1,240.	1,997.
	66"	1 1/4"	28 1/2"	YBPTSSFESL2866()	749.	1,120.	1,286.	2,109.
	72"	1 1/4"	28 1/2"	YBPTSSFESL2872()	763.	1,213.	1,398.	2,294.
	78"	1 1/4"	28 1/2"	YBPTSSFESL2878()	835.	1,305.	1,501.	2,472.
	84"	1 1/4"	28 1/2"	YBPTSSFESL2884()	906.	1,399.	1,608.	2,653.



Telescope Back Panel for Single Sided Standard Electric Base, Right Side End Panel Connection, Desk Height	48"	1 1/4"	28 1/2"	YBPTSSFESR2848()	678.	959.	1,105.	1,779.
	54"	1 1/4"	28 1/2"	YBPTSSFESR2854()	693.	976.	1,128.	1,814.
	60"	1 1/4"	28 1/2"	YBPTSSFESR2860()	721.	1,084.	1,240.	1,997.
	66"	1 1/4"	28 1/2"	YBPTSSFESR2866()	749.	1,120.	1,286.	2,109.
	72"	1 1/4"	28 1/2"	YBPTSSFESR2872()	763.	1,213.	1,398.	2,294.
	78"	1 1/4"	28 1/2"	YBPTSSFESR2878()	835.	1,305.	1,501.	2,472.
	84"	1 1/4"	28 1/2"	YBPTSSFESR2884()	906.	1,399.	1,608.	2,653.



Telescope Back Panel for Single Sided Standard Electric Base, Surround - End Panel Connection both sides, Desk Height	48"	1 1/4"	28 1/2"	YBPTSSFESS2848()	749.	1,029.	1,175.	1,850.
	54"	1 1/4"	28 1/2"	YBPTSSFESS2854()	763.	1,050.	1,198.	1,886.
	60"	1 1/4"	28 1/2"	YBPTSSFESS2860()	792.	1,154.	1,312.	2,069.
	66"	1 1/4"	28 1/2"	YBPTSSFESS2866()	820.	1,192.	1,355.	2,181.
	72"	1 1/4"	28 1/2"	YBPTSSFESS2872()	835.	1,284.	1,466.	2,366.
	78"	1 1/4"	28 1/2"	YBPTSSFESS2878()	906.	1,374.	1,573.	2,545.
	84"	1 1/4"	28 1/2"	YBPTSSFESS2884()	976.	1,467.	1,680.	2,726.



Ordering Information

Telescope Back Panels for Single Sided Tables

1. Pattern Number
2. Surface Finish

Order Code

Telescope Back Panels for Single Sided Tables

Example: **YBPTSSFESN2848L, 118**

YBPT	Telescope Back Panel
SSFES	Single Sided Standard Electric
N	No end panel connections
28	Height
48	Width
L	Laminate
118	Bright White Laminate

Included With

Telescope Back Panels for Single Sided Tables

Glides

Options

Telescope Back Panels for Single Sided Tables

Finish Options:

(L) = Laminate
(V) = Veneer

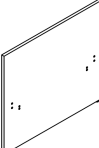
Back Panels specified in patterned or woodgrain laminate have vertical grain direction up to 54" wide and horizontal grain direction for back panels 60" or wider.

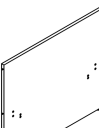
Back Panels specified in veneer have vertical grain direction for all sizes.

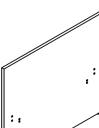
Antenna Telescope Back Panels

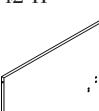
For Single Sided Standard Electric Bases

Laminate or Veneer, 42"H

description	w	d	h	pattern no.	Laminate (L)	V1(V)	V2(V)	V3(V)
 Telescope Back Panel for Single Sided Standard Electric Base, No End Panel Connection, 42"H	48"	1 1/4"	42"	YBPTSSFESN4248()	\$949.	\$1,117.	\$1,297.	\$2,271.
	54"	1 1/4"	42"	YBPTSSFESN4254()	962.	1,138.	1,327.	2,314.
	60"	1 1/4"	42"	YBPTSSFESN4260()	1,033.	1,201.	1,402.	2,495.
	66"	1 1/4"	42"	YBPTSSFESN4266()	1,141.	1,250.	1,463.	2,657.
	72"	1 1/4"	42"	YBPTSSFESN4272()	1,168.	1,363.	1,593.	2,897.
	78"	1 1/4"	42"	YBPTSSFESN4278()	1,276.	1,471.	1,721.	3,128.
	84"	1 1/4"	42"	YBPTSSFESN4284()	1,382.	1,583.	1,850.	3,363.

 Telescope Back Panel for Single Sided Standard Electric Base, Left Side End Panel Connection, 42"H	48"	1 1/4"	42"	YBPTSSFESL4248()	1,021.	1,187.	1,369.	2,343.
	54"	1 1/4"	42"	YBPTSSFESL4254()	1,033.	1,208.	1,399.	2,387.
	60"	1 1/4"	42"	YBPTSSFESL4260()	1,105.	1,271.	1,472.	2,567.
	66"	1 1/4"	42"	YBPTSSFESL4266()	1,213.	1,324.	1,535.	2,730.
	72"	1 1/4"	42"	YBPTSSFESL4272()	1,240.	1,434.	1,666.	2,967.
	78"	1 1/4"	42"	YBPTSSFESL4278()	1,348.	1,543.	1,794.	3,198.
	84"	1 1/4"	42"	YBPTSSFESL4284()	1,454.	1,652.	1,922.	3,435.

 Telescope Back Panel for Single Sided Standard Electric Base, Right Side End Panel Connection, 42"H	48"	1 1/4"	42"	YBPTSSFESR4248()	1,021.	1,187.	1,369.	2,343.
	54"	1 1/4"	42"	YBPTSSFESR4254()	1,033.	1,208.	1,399.	2,387.
	60"	1 1/4"	42"	YBPTSSFESR4260()	1,105.	1,271.	1,472.	2,567.
	66"	1 1/4"	42"	YBPTSSFESR4266()	1,213.	1,324.	1,535.	2,730.
	72"	1 1/4"	42"	YBPTSSFESR4272()	1,240.	1,434.	1,666.	2,967.
	78"	1 1/4"	42"	YBPTSSFESR4278()	1,348.	1,543.	1,794.	3,198.
	84"	1 1/4"	42"	YBPTSSFESR4284()	1,454.	1,652.	1,922.	3,435.

 Telescope Back Panel for Single Sided Standard Electric Base, Surround - End Panel Connection both sides, 42"H	48"	1 1/4"	42"	YBPTSSFESS4248()	1,092.	1,259.	1,441.	2,414.
	54"	1 1/4"	42"	YBPTSSFESS4254()	1,105.	1,279.	1,467.	2,459.
	60"	1 1/4"	42"	YBPTSSFESS4260()	1,175.	1,342.	1,544.	2,638.
	66"	1 1/4"	42"	YBPTSSFESS4266()	1,284.	1,394.	1,606.	2,800.
	72"	1 1/4"	42"	YBPTSSFESS4272()	1,312.	1,504.	1,735.	3,041.
	78"	1 1/4"	42"	YBPTSSFESS4278()	1,418.	1,613.	1,865.	3,269.
	84"	1 1/4"	42"	YBPTSSFESS4284()	1,526.	1,725.	1,994.	3,506.

Ordering Information

Back Panels for Single Sided Tables

1. Pattern Number
2. Surface Finish

Order Code

Telescope Back Panels for Single Sided Tables

Example: **YBPTSSFESN2848L, 118**

YBPT	Telescope Back Panel
SSFES	Single Sided Standard Electric
N	No end panel connections
28	Height
48	Width
L	Laminate
118	Bright White Laminate

Included With

Telescope Back Panels for Single Sided Tables

Glides

Options

Telescope Back Panels for Single Sided Tables

Finish Options:

(L) = Laminate
(V) = Veneer

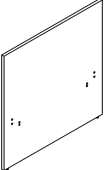
Back Panels specified in patterned or woodgrain laminate have vertical grain direction up to 54" wide and horizontal grain direction for back panels 60" or wider.

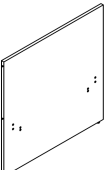
Back Panels specified in veneer have vertical grain direction for all sizes.

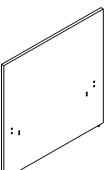
Antenna Telescope Back Panels

For Single Sided Standard Electric Bases

Laminate or Veneer, 49"H

description	w	d	h	pattern no.	Laminate (L)	V1(V)	V2(V)	V3(V)
Telescope Back Panel for Single Sided Standard Electric Base, No End Panel Connection, 49"H 	48"	1 1/4"	49"	YBPTSSFESN4948()	\$1,092.	\$1,216.	\$1,415.	\$2,540.
	54"	1 1/4"	49"	YBPTSSFESN4954()	1,105.	1,239.	1,443.	2,590.
	60"	1 1/4"	49"	YBPTSSFESN4960()	1,175.	1,296.	1,515.	2,779.
	66"	1 1/4"	49"	YBPTSSFESN4966()	1,284.	1,353.	1,588.	2,967.
	72"	1 1/4"	49"	YBPTSSFESN4972()	1,319.	1,475.	1,730.	3,233.
	78"	1 1/4"	49"	YBPTSSFESN4978()	1,434.	1,593.	1,868.	3,494.
	84"	1 1/4"	49"	YBPTSSFESN4984()	1,547.	1,714.	2,009.	3,755.

Telescope Back Panel for Single Sided Standard Electric Base, Left Side End Panel Connection, 49"H 	48"	1 1/4"	49"	YBPTSSFESL4948()	1,162.	1,288.	1,487.	2,609.
	54"	1 1/4"	49"	YBPTSSFESL4954()	1,175.	1,311.	1,514.	2,660.
	60"	1 1/4"	49"	YBPTSSFESL4960()	1,247.	1,367.	1,588.	2,851.
	66"	1 1/4"	49"	YBPTSSFESL4966()	1,354.	1,424.	1,659.	3,041.
	72"	1 1/4"	49"	YBPTSSFESL4972()	1,393.	1,546.	1,803.	3,305.
	78"	1 1/4"	49"	YBPTSSFESL4978()	1,504.	1,666.	1,939.	3,568.
	84"	1 1/4"	49"	YBPTSSFESL4984()	1,619.	1,784.	2,081.	3,827.

Telescope Back Panel for Single Sided Standard Electric Base, Right Side End Panel Connection, 49"H 	48"	1 1/4"	49"	YBPTSSFESR4948()	1,162.	1,288.	1,487.	2,609.
	54"	1 1/4"	49"	YBPTSSFESR4954()	1,175.	1,311.	1,514.	2,660.
	60"	1 1/4"	49"	YBPTSSFESR4960()	1,247.	1,367.	1,588.	2,851.
	66"	1 1/4"	49"	YBPTSSFESR4966()	1,354.	1,424.	1,659.	3,041.
	72"	1 1/4"	49"	YBPTSSFESR4972()	1,393.	1,546.	1,803.	3,305.
	78"	1 1/4"	49"	YBPTSSFESR4978()	1,504.	1,666.	1,939.	3,568.
	84"	1 1/4"	49"	YBPTSSFESR4984()	1,619.	1,784.	2,081.	3,827.

Ordering Information

Back Panels for Single Sided Tables

1. Pattern Number
2. Surface Finish

Order Code

Telescope Back Panels for Single Sided Tables

Example: **YBPTSSFESN2848L, 118**

YBPT	Telescope Back Panel
SSFES	Single Sided Standard Electric
N	No end panel connections
28	Height
48	Width
L	Laminate
118	Bright White Laminate

Included With

Telescope Back Panels for Single Sided Tables

Glides

Options

Telescope Back Panels for Single Sided Tables

Finish Options:

(L) = Laminate
(V) = Veneer

Back Panels specified in patterned or woodgrain laminate have vertical grain direction up to 54" wide and horizontal grain direction for back panels 60" or wider.

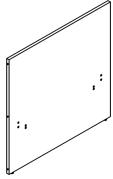
Back Panels specified in veneer have vertical grain direction for all sizes.

Antenna Telescope Back Panels

For Single Sided Standard Electric Bases

Laminate or Veneer, 49"H

description	w	d	h	pattern no.	Laminate (L)	V1(V)	V2(V)	V3(V)
Telescope Back Panel for Single Sided Standard Electric Base, Surround - End Panel Connection both sides, 49"H	48"	1 1/4"	49"	YBPTSSFESS4948()	\$1,234.	\$1,358.	\$1,556.	\$2,681.
	54"	1 1/4"	49"	YBPTSSFESS4954()	1,247.	1,381.	1,586.	2,733.
	60"	1 1/4"	49"	YBPTSSFESS4960()	1,319.	1,440.	1,659.	2,922.
	66"	1 1/4"	49"	YBPTSSFESS4966()	1,426.	1,497.	1,730.	3,111.
	72"	1 1/4"	49"	YBPTSSFESS4972()	1,463.	1,618.	1,873.	3,377.
	78"	1 1/4"	49"	YBPTSSFESS4978()	1,576.	1,735.	2,012.	3,637.
	84"	1 1/4"	49"	YBPTSSFESS4984()	1,690.	1,855.	2,153.	3,899.



Ordering Information

Back Panels for Single Sided Tables

1. Pattern Number
2. Surface Finish

Order Code

Telescope Back Panels for Single Sided Tables

Example: **YBPTSSFESN2848L, 118**

YBPT	Telescope Back Panel
SSFES	Single Sided Standard Electric
N	No end panel connections
28	Height
48	Width
L	Laminate
118	Bright White Laminate

Included With

Telescope Back Panels for Single Sided Tables

Glides

Options

Telescope Back Panels for Single Sided Tables

Finish Options:

(L) = Laminate
(V) = Veneer

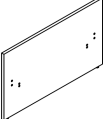
Back Panels specified in patterned or woodgrain laminate have vertical grain direction up to 54" wide and horizontal grain direction for back panels 60" or wider.

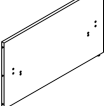
Back Panels specified in veneer have vertical grain direction for all sizes.

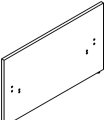
Antenna Telescope Back Panels


For Single Sided Extended Electric Bases

Laminate or Veneer, 28 1/2" H

description	w	d	h	pattern no.	Laminate (L)	V1(V)	V2(V)	V3(V)
Telescope Back Panel for Single Sided Extended Electric Base, No End Panel Connection, Desk Height 	48"	1 1/4"	28 1/2"	YBPTSSFEXN2848()	\$607.	\$887.	\$1,033.	\$1,707.
	54"	1 1/4"	28 1/2"	YBPTSSFEXN2854()	622.	906.	1,056.	1,741.
	60"	1 1/4"	28 1/2"	YBPTSSFEXN2860()	649.	1,012.	1,168.	1,926.
	66"	1 1/4"	28 1/2"	YBPTSSFEXN2866()	678.	1,049.	1,215.	2,037.
	72"	1 1/4"	28 1/2"	YBPTSSFEXN2872()	693.	1,141.	1,326.	2,222.
	78"	1 1/4"	28 1/2"	YBPTSSFEXN2878()	763.	1,233.	1,428.	2,400.
	84"	1 1/4"	28 1/2"	YBPTSSFEXN2884()	835.	1,327.	1,537.	2,580.

description	w	d	h	pattern no.	Laminate (L)	V1(V)	V2(V)	V3(V)
Telescope Back Panel for Single Sided Extended Electric Base, Left Side End Panel Connection, Desk Height 	48"	1 1/4"	28 1/2"	YBPTSSFEXL2848()	678.	959.	1,105.	1,779.
	54"	1 1/4"	28 1/2"	YBPTSSFEXL2854()	693.	976.	1,128.	1,814.
	60"	1 1/4"	28 1/2"	YBPTSSFEXL2860()	721.	1,084.	1,240.	1,997.
	66"	1 1/4"	28 1/2"	YBPTSSFEXL2866()	749.	1,120.	1,286.	2,109.
	72"	1 1/4"	28 1/2"	YBPTSSFEXL2872()	763.	1,213.	1,398.	2,294.
	78"	1 1/4"	28 1/2"	YBPTSSFEXL2878()	835.	1,305.	1,501.	2,472.
	84"	1 1/4"	28 1/2"	YBPTSSFEXL2884()	906.	1,399.	1,608.	2,653.

description	w	d	h	pattern no.	Laminate (L)	V1(V)	V2(V)	V3(V)
Telescope Back Panel for Single Sided Extended Electric Base, Right Side End Panel Connection, Desk Height 	48"	1 1/4"	28 1/2"	YBPTSSFEXR2848()	678.	959.	1,105.	1,779.
	54"	1 1/4"	28 1/2"	YBPTSSFEXR2854()	693.	976.	1,128.	1,814.
	60"	1 1/4"	28 1/2"	YBPTSSFEXR2860()	721.	1,084.	1,240.	1,997.
	66"	1 1/4"	28 1/2"	YBPTSSFEXR2866()	749.	1,120.	1,286.	2,109.
	72"	1 1/4"	28 1/2"	YBPTSSFEXR2872()	763.	1,213.	1,398.	2,294.
	78"	1 1/4"	28 1/2"	YBPTSSFEXR2878()	835.	1,305.	1,501.	2,472.
	84"	1 1/4"	28 1/2"	YBPTSSFEXR2884()	906.	1,399.	1,608.	2,653.

description	w	d	h	pattern no.	Laminate (L)	V1(V)	V2(V)	V3(V)
Telescope Back Panel for Single Sided Extended Electric Base, Surround - End Panel Connection both sides, Desk Height 	48"	1 1/4"	28 1/2"	YBPTSSFEXS2848()	749.	1,029.	1,175.	1,850.
	54"	1 1/4"	28 1/2"	YBPTSSFEXS2854()	763.	1,050.	1,198.	1,886.
	60"	1 1/4"	28 1/2"	YBPTSSFEXS2860()	792.	1,154.	1,312.	2,069.
	66"	1 1/4"	28 1/2"	YBPTSSFEXS2866()	820.	1,192.	1,355.	2,181.
	72"	1 1/4"	28 1/2"	YBPTSSFEXS2872()	835.	1,284.	1,466.	2,366.
	78"	1 1/4"	28 1/2"	YBPTSSFEXS2878()	906.	1,374.	1,573.	2,545.
	84"	1 1/4"	28 1/2"	YBPTSSFEXS2884()	976.	1,467.	1,680.	2,726.

Ordering Information

Back Panels for Single Sided Tables

1. Pattern Number
2. Surface Finish

Order Code

Telescope Back Panels for Single Sided Tables

Example: **YBPTSSFESN2848L, 118**

YBPT	Telescope Back Panel
SSFES	Single Sided Standard Electric
N	No end panel connections
28	Height
48	Width
L	Laminate
118	Bright White Laminate

Included With

Telescope Back Panels for Single Sided Tables

Glides

Options

Telescope Back Panels for Single Sided Tables

Finish Options:

(L) = Laminate
(V) = Veneer

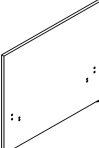
Back Panels specified in patterned or woodgrain laminate have vertical grain direction up to 54" wide and horizontal grain direction for back panels 60" or wider.

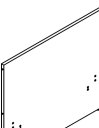
Back Panels specified in veneer have vertical grain direction for all sizes.

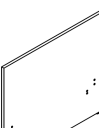
Antenna Telescope Back Panels

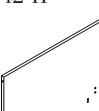
For Single Sided Extended Electric Bases

Laminate or Veneer, 42"H

description	w	d	h	pattern no.	Laminate (L)	V1(V)	V2(V)	V3(V)
Telescope Back Panel for Single Sided Extended Electric Base, No End Panel Connection, 42"H 	48"	1 1/4"	42"	YBPTSSFEXN4248()	\$949.	\$1,117.	\$1,297.	\$2,271.
	54"	1 1/4"	42"	YBPTSSFEXN4254()	962.	1,138.	1,327.	2,314.
	60"	1 1/4"	42"	YBPTSSFEXN4260()	1,033.	1,201.	1,402.	2,495.
	66"	1 1/4"	42"	YBPTSSFEXN4266()	1,141.	1,250.	1,463.	2,657.
	72"	1 1/4"	42"	YBPTSSFEXN4272()	1,168.	1,363.	1,593.	2,897.
	78"	1 1/4"	42"	YBPTSSFEXN4278()	1,276.	1,471.	1,721.	3,128.
	84"	1 1/4"	42"	YBPTSSFEXN4284()	1,382.	1,583.	1,850.	3,363.

Telescope Back Panel for Single Sided Extended Electric Base, Left Side End Panel Connection, 42"H 	48"	1 1/4"	42"	YBPTSSFEXL4248()	1,021.	1,187.	1,369.	2,343.
	54"	1 1/4"	42"	YBPTSSFEXL4254()	1,033.	1,208.	1,399.	2,387.
	60"	1 1/4"	42"	YBPTSSFEXL4260()	1,105.	1,271.	1,472.	2,567.
	66"	1 1/4"	42"	YBPTSSFEXL4266()	1,213.	1,324.	1,535.	2,730.
	72"	1 1/4"	42"	YBPTSSFEXL4272()	1,240.	1,434.	1,666.	2,967.
	78"	1 1/4"	42"	YBPTSSFEXL4278()	1,348.	1,543.	1,794.	3,198.
	84"	1 1/4"	42"	YBPTSSFEXL4284()	1,454.	1,652.	1,922.	3,435.

Telescope Back Panel for Single Sided Extended Electric Base, Right Side End Panel Connection, 42"H 	48"	1 1/4"	42"	YBPTSSFEXR4248()	1,021.	1,187.	1,369.	2,343.
	54"	1 1/4"	42"	YBPTSSFEXR4254()	1,033.	1,208.	1,399.	2,387.
	60"	1 1/4"	42"	YBPTSSFEXR4260()	1,105.	1,271.	1,472.	2,567.
	66"	1 1/4"	42"	YBPTSSFEXR4266()	1,213.	1,324.	1,535.	2,730.
	72"	1 1/4"	42"	YBPTSSFEXR4272()	1,240.	1,434.	1,666.	2,967.
	78"	1 1/4"	42"	YBPTSSFEXR4278()	1,348.	1,543.	1,794.	3,198.
	84"	1 1/4"	42"	YBPTSSFEXR4284()	1,454.	1,652.	1,922.	3,435.

Telescope Back Panel for Single Sided Extended Electric Base, Surround - End Panel Connection both sides, 42"H 	48"	1 1/4"	42"	YBPTSSFEXS4248()	1,092.	1,259.	1,441.	2,414.
	54"	1 1/4"	42"	YBPTSSFEXS4254()	1,105.	1,279.	1,467.	2,459.
	60"	1 1/4"	42"	YBPTSSFEXS4260()	1,175.	1,342.	1,544.	2,638.
	66"	1 1/4"	42"	YBPTSSFEXS4266()	1,284.	1,394.	1,606.	2,800.
	72"	1 1/4"	42"	YBPTSSFEXS4272()	1,312.	1,504.	1,735.	3,041.
	78"	1 1/4"	42"	YBPTSSFEXS4278()	1,418.	1,613.	1,865.	3,269.
	84"	1 1/4"	42"	YBPTSSFEXS4284()	1,526.	1,725.	1,994.	3,506.

Ordering Information

Back Panels for Single Sided Tables

1. Pattern Number
2. Surface Finish

Order Code

Telescope Back Panels for Single Sided Tables

Example: **YBPTSSFESN2848L, 118**

YBPT	Telescope Back Panel
SSFES	Single Sided Standard Electric
N	No end panel connections
28	Height
48	Width
L	Laminate
118	Bright White Laminate

Included With

Telescope Back Panels for Single Sided Tables

Glides

Options

Telescope Back Panels for Single Sided Tables

Finish Options:
(L) = Laminate
(V) = Veneer

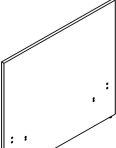
Back Panels specified in patterned or woodgrain laminate have vertical grain direction up to 54" wide and horizontal grain direction for back panels 60" or wider.

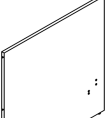
Back Panels specified in veneer have vertical grain direction for all sizes.

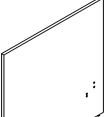
Antenna Telescope Back Panels

For Single Sided Extended Electric Bases

Laminate or Veneer, 49"H

description	w	d	h	pattern no.	Laminate (L)	V1(V)	V2(V)	V3(V)
 Telescope Back Panel for Single Sided Extended Electric Base, No End Panel Connection, 49"H	48"	1 1/4"	49"	YBPTSSFEXN4948()	\$1,092.	\$1,216.	\$1,415.	\$2,540.
	54"	1 1/4"	49"	YBPTSSFEXN4954()	1,105.	1,239.	1,443.	2,590.
	60"	1 1/4"	49"	YBPTSSFEXN4960()	1,175.	1,296.	1,515.	2,779.
	66"	1 1/4"	49"	YBPTSSFEXN4966()	1,284.	1,353.	1,588.	2,967.
	72"	1 1/4"	49"	YBPTSSFEXN4972()	1,319.	1,475.	1,730.	3,233.
	78"	1 1/4"	49"	YBPTSSFEXN4978()	1,434.	1,593.	1,868.	3,494.
	84"	1 1/4"	49"	YBPTSSFEXN4984()	1,547.	1,714.	2,009.	3,755.

 Telescope Back Panel for Single Sided Extended Electric Base, Left Side End Panel Connection, 49"H	48"	1 1/4"	49"	YBPTSSFEXL4948()	1,162.	1,288.	1,487.	2,609.
	54"	1 1/4"	49"	YBPTSSFEXL4954()	1,175.	1,311.	1,514.	2,660.
	60"	1 1/4"	49"	YBPTSSFEXL4960()	1,247.	1,367.	1,588.	2,851.
	66"	1 1/4"	49"	YBPTSSFEXL4966()	1,354.	1,424.	1,659.	3,041.
	72"	1 1/4"	49"	YBPTSSFEXL4972()	1,393.	1,546.	1,803.	3,305.
	78"	1 1/4"	49"	YBPTSSFEXL4978()	1,504.	1,666.	1,939.	3,568.
	84"	1 1/4"	49"	YBPTSSFEXL4984()	1,619.	1,784.	2,081.	3,827.

 Telescope Back Panel for Single Sided Extended Electric Base, Right Side End Panel Connection, 49"H	48"	1 1/4"	49"	YBPTSSFEXR4948()	1,162.	1,288.	1,487.	2,609.
	54"	1 1/4"	49"	YBPTSSFEXR4954()	1,175.	1,311.	1,514.	2,660.
	60"	1 1/4"	49"	YBPTSSFEXR4960()	1,247.	1,367.	1,588.	2,851.
	66"	1 1/4"	49"	YBPTSSFEXR4966()	1,354.	1,424.	1,659.	3,041.
	72"	1 1/4"	49"	YBPTSSFEXR4972()	1,393.	1,546.	1,803.	3,305.
	78"	1 1/4"	49"	YBPTSSFEXR4978()	1,504.	1,666.	1,939.	3,568.
	84"	1 1/4"	49"	YBPTSSFEXR4984()	1,619.	1,784.	2,081.	3,827.

Antenna Telescope

Ordering Information

Back Panels for Single Sided Tables

1. Pattern Number
2. Surface Finish

Order Code

Telescope Back Panels for Single Sided Tables

Example: **YBPTSSFESN2848L, 118**

YBPT	Telescope Back Panel
SSFES	Single Sided Standard Electric
N	No end panel connections
28	Height
48	Width
L	Laminate
118	Bright White Laminate

Included With

Telescope Back Panels for Single Sided Tables

Glides

Options

Telescope Back Panels for Single Sided Tables

Finish Options:

(L) = Laminate
(V) = Veneer

Back Panels specified in patterned or woodgrain laminate have vertical grain direction up to 54" wide and horizontal grain direction for back panels 60" or wider.

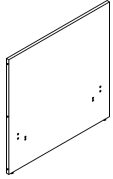
Back Panels specified in veneer have vertical grain direction for all sizes.

Antenna Telescope Back Panels

For Single Sided Extended Electric Bases

Laminate or Veneer, 49"H

description	w	d	h	pattern no.	Laminate (L)	V1(V)	V2(V)	V3(V)
Telescope Back Panel for Single Sided Extended Electric Base,	48"	1 1/4"	49"	YBPTSSFEXS4948()	\$1,234.	\$1,358.	\$1,556.	\$2,681.
Surround - End Panel Connection both sides,	54"	1 1/4"	49"	YBPTSSFEXS4954()	1,247.	1,381.	1,586.	2,733.
49"H	60"	1 1/4"	49"	YBPTSSFEXS4960()	1,319.	1,440.	1,659.	2,922.
	66"	1 1/4"	49"	YBPTSSFEXS4966()	1,426.	1,497.	1,730.	3,111.
	72"	1 1/4"	49"	YBPTSSFEXS4972()	1,463.	1,618.	1,873.	3,377.
	78"	1 1/4"	49"	YBPTSSFEXS4978()	1,576.	1,735.	2,012.	3,637.
	84"	1 1/4"	49"	YBPTSSFEXS4984()	1,690.	1,855.	2,153.	3,899.



Ordering Information

Back Panels for Single Sided Tables

1. Pattern Number
2. Surface Finish

Order Code

Telescope Back Panels for Single Sided Tables

Example: **YBPTSSFESN2848L, 118**

YBPT	Telescope Back Panel
SSFES	Single Sided Standard Electric
N	No end panel connections
28	Height
48	Width
L	Laminate
118	Bright White Laminate

Included With

Telescope Back Panels for Single Sided Tables

Glides

Options

Telescope Back Panels for Single Sided Tables

Finish Options:

(L) = Laminate
(V) = Veneer

Back Panels specified in patterned or woodgrain laminate have vertical grain direction up to 54" wide and horizontal grain direction for back panels 60" or wider.

Back Panels specified in veneer have vertical grain direction for all sizes.

Antenna Telescope 120° Triad

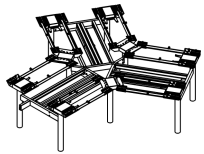
Standard Electric

With Beam and Dual Utility Trays

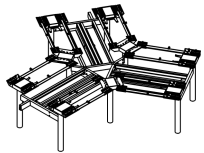
description	type	w	d	pattern no.	list
Telescope Base, Height Adjustable, Standard Electric with Beam and Dual Trays, No Crossbar Connection	For use in standalone triad applications	48"		YBTYESBTN48	\$22,422.
	For use in standalone triad applications	54"		YBTYESBTN54	22,459.
	For use in standalone triad applications	60"		YBTYESBTN60	22,599.



Telescope Base, Height Adjustable, Standard Electric with Beam and Dual Trays, 1 Crossbar Connection	For use in triad applications with one end connection	48"		YBTYESBT148	22,422.
	For use in triad applications with one end connection	54"		YBTYESBT154	22,459.
	For use in triad applications with one end connection	60"		YBTYESBT160	22,599.



Telescope Base, Height Adjustable, Standard Electric with Beam and Dual Trays, 2 Crossbar Connections	For use in triad applications with two end connection	48"		YBTYESBT248	22,422.
	For use in triad applications with two end connection	54"		YBTYESBT254	22,459.
	For use in triad applications with two end connection	60"		YBTYESBT260	22,599.



Ordering Information

Antenna Telescope 120° Triad

1. Pattern Number
2. Control Switch
3. Base Paint Finish

Order Code

Antenna Telescope 120° Triad

Example: **YBTYESBT148, D, 118T**

YBTY	Antenna Telescope 120° Triad
ES	Standard Electric
BT	With Beam and Trays
1	1 Connection
60	Width
118T	Bright White Paint

Included With

Antenna Telescope 120° Triad

Column
Center Beam
Dual Trays
Rails
Connecting Hardware

Options

Antenna Telescope 120° Triad

Control Switch Options

(S) = Standard up/down control switch
(D) = Digital Display with programmable settings. Add \$1002 list for the digital display selection.
(TR) = Toggle Switch, Red.
(TG) = Toggle Switch, Grey. Add \$315 list for "Toggle Switch option".

Antenna Telescope 120° Triad

Standard Electric

With Beam and Dual Utility Trays

description	type	w	d	pattern no.	list
Telescope Base, Height Adjustable, Standard Electric with Beam and Dual Trays, 3 Crossbar Connections	For use in triad applications with three end connection	48"		YBTYESBT348	\$22,422.
	For use in triad applications with three end connection	54"		YBTYESBT354	22,459.
	For use in triad applications with three end connection	60"		YBTYESBT360	22,599.



Ordering Information

Antenna Telescope 120° Triad

1. Pattern Number
2. Control Switch
3. Base Paint Finish

Order Code

Antenna Telescope 120° Triad

Example: **YBTYESBT148, D, 118T**

YBTY	Antenna Telescope 120° Triad
ES	Standard Electric
BT	With Beam and Trays
1	1 Connection
60	Width
118T	Bright White Paint

Included With

Antenna Telescope 120° Triad

Column
Center Beam
Dual Trays
Rails
Connecting Hardware

Options

Antenna Telescope 120° Triad

Control Switch Options

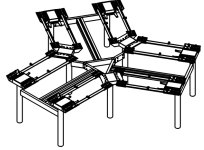
(S) = Standard up/down control switch
(D) = Digital Display with programmable settings. Add \$1002 list for the digital display selection.
(TR) = Toggle Switch, Red.
(TG) = Toggle Switch, Grey. Add \$315 list for "Toggle Switch option".

Antenna Telescope 120° Triad

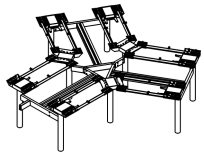
Standard Electric

With Beam Only

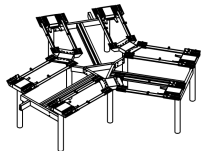
description	type	w	d	pattern no.	list
Telescope Base, Height Adjustable, Standard Electric with Beam, No Crossbar Connection	For use in standalone triad applications	48"		YBTYESBNN48	\$20,312.
	For use in standalone triad applications	54"		YBTYESBNN54	20,481.
	For use in standalone triad applications	60"		YBTYESBNN60	20,621.



Telescope Base, Height Adjustable, Standard Electric with Beam, 1 Crossbar Connection	For use in triad applications with one end connection	48"		YBTYESBN148	20,312.
	For use in triad applications with one end connection	54"		YBTYESBN154	20,481.
	For use in triad applications with one end connection	60"		YBTYESBN160	20,621.



Telescope Base, Height Adjustable, Standard Electric with Beam, 2 Crossbar Connections	For use in triad applications with two end connection	48"		YBTYESBN248	20,312.
	For use in triad applications with two end connection	54"		YBTYESBN254	20,481.
	For use in triad applications with two end connection	60"		YBTYESBN260	20,621.



Ordering Information

Antenna Telescope 120° Triad

1. Pattern Number
2. Control Switch
3. Base Paint Finish

Order Code

Antenna Telescope 120° Triad

Example: **YBTYESBN148, D, 118T**

YBTY Antenna Telescope 120° Triad

ES Standard Electric

BN With Beam

1 1 Connection

60 Width

118T Bright White Paint

Included With

Antenna Telescope 120° Triad

Column
Center Beam
Dual Trays
Rails
Connecting Hardware

Options

Antenna Telescope 120° Triad

Control Switch Options

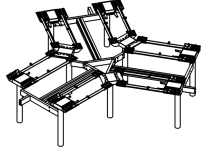
(S) = Standard up/down control switch
(D) = Digital Display with programmable settings. Add \$1002 list for the digital display selection.
(TR) = Toggle Switch, Red.
(TG) = Toggle Switch, Grey. Add \$315 list for "Toggle Switch option".

Antenna Telescope 120° Triad

Standard Electric

With Beam Only

description	type	w	d	pattern no.	list
Telescope Base, Height Adjustable, Standard Electric with Beam, 3 Crossbar Connections	For use in triad applications with three end connection	48"		YBTYESBN348	\$20,312.
	For use in triad applications with three end connection	54"		YBTYESBN354	20,481.
	For use in triad applications with three end connection	60"		YBTYESBN360	20,621.



Ordering Information

Antenna Telescope 120° Triad

1. Pattern Number
2. Control Switch
3. Base Paint Finish

Order Code

Antenna Telescope 120° Triad

Example: **YBTYESBN148, D, 118T**

YBTY Antenna Telescope 120° Triad

ES Standard Electric

BN With Beam

1 1 Connection

60 Width

118T Bright White Paint

Included With

Antenna Telescope 120° Triad

Column
Center Beam
Dual Trays
Rails
Connecting Hardware

Options

Antenna Telescope 120° Triad

Control Switch Options

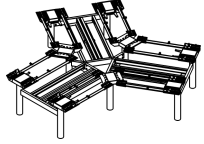
(S) = Standard up/down control switch
(D) = Digital Display with programmable settings. Add \$1002 list for the digital display selection.
(TR) = Toggle Switch, Red.
(TG) = Toggle Switch, Grey. Add \$315 list for "Toggle Switch option".

Antenna Telescope 120° Triad

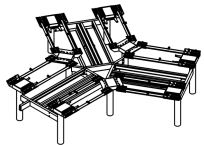
Extended Electric

With Beam and Dual Utility Trays

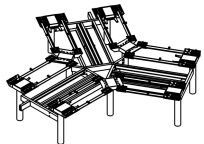
description	type	w	d	pattern no.	list
Telescope Base, Height Adjustable, Extended Electric with Beam and Dual Trays, No Crossbar Connection	For use in standalone triad applications	48"		YBTYEXBTN48	\$25,422.
	For use in standalone triad applications	54"		YBTYEXBTN54	25,601.
	For use in standalone triad applications	60"		YBTYEXBTN60	25,741.



Telescope Base, Height Adjustable, Extended Electric with Beam and Dual Trays, 1 Crossbar Connection	For use in triad applications with one end connection	48"		YBTYEXBT148	25,422.
	For use in triad applications with one end connection	54"		YBTYEXBT154	25,601.
	For use in triad applications with one end connection	60"		YBTYEXBT160	25,741.



Telescope Base, Height Adjustable, Extended Electric with Beam and Dual Trays, 2 Crossbar Connections	For use in triad applications with two end connection	48"		YBTYEXBT248	25,422.
	For use in triad applications with two end connection	54"		YBTYEXBT254	25,601.
	For use in triad applications with two end connection	60"		YBTYEXBT260	25,741.



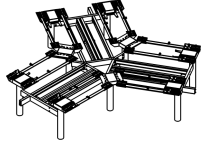
Ordering Information	Order Code	Included With	Options
Antenna Telescope 120° Triad	Antenna Telescope 120° Triad	Antenna Telescope 120° Triad	Antenna Telescope 120° Triad
1. Pattern Number	<i>Example:</i> YBTYEXBT148, D, 118T	Column	Control Switch Options
2. Control Switch	YBTY Antenna Telescope 120° Triad	Center Beam	(S) = Standard up/down control switch
3. Base Paint Finish	EX Extended Electric	Dual Trays	(D) = Digital Display with programmable settings. Add \$1002 list for the digital display selection.
	BT With Beam and Trays	Rails	(TR) = Toggle Switch, Red.
	1 1 Connection	Connecting Hardware	(TG) = Toggle Switch, Grey. Add \$315 list for "Toggle Switch option".
	60 Width		
	118T Bright White Paint		

Antenna Telescope 120° Triad

Extended Electric

With Beam and Dual Utility Trays

description	type	w	d	pattern no.	list
Telescope Base, Height Adjustable, Extended Electric with Beam and Dual Trays, 3 Crossbar Connections	For use in triad applications with three end connection	48"		YBTYEXBT348	\$25,422.
	For use in triad applications with three end connection	54"		YBTYEXBT354	25,601.
	For use in triad applications with three end connection	60"		YBTYEXBT360	25,741.



Ordering Information

Antenna Telescope 120° Triad

1. Pattern Number
2. Control Switch
3. Base Paint Finish

Order Code

Antenna Telescope 120° Triad

Example: **YBTYEXBT148, D, 118T**

YBTY	Antenna Telescope 120° Triad
EX	Extended Electric
BT	With Beam and Trays
1	1 Connection
60	Width
118T	Bright White Paint

Included With

Antenna Telescope 120° Triad

Column
Center Beam
Dual Trays
Rails
Connecting Hardware

Options

Antenna Telescope 120° Triad

Control Switch Options

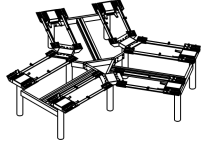
(S) = Standard up/down control switch
(D) = Digital Display with programmable settings. Add \$1002 list for the digital display selection.
(TR) = Toggle Switch, Red.
(TG) = Toggle Switch, Grey. Add \$315 list for "Toggle Switch option".

Antenna Telescope 120° Triad

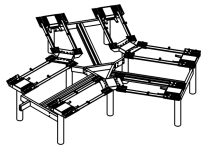
Extended Electric

With Beam Only

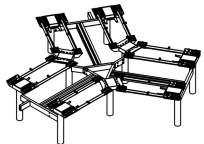
description	type	w	d	pattern no.	list
Telescope Base, Height Adjustable, Extended Electric with Beam, No Crossbar Connection	For use in standalone triad applications	48"		YBTYEXBNN48	\$23,335.
	For use in standalone triad applications	54"		YBTYEXBNN54	23,504.
	For use in standalone triad applications	60"		YBTYEXBNN60	23,645.



Telescope Base, Height Adjustable, Extended Electric with Beam, 1 Crossbar Connection	For use in triad applications with one end connection	48"		YBTYEXBN148	23,335.
	For use in triad applications with one end connection	54"		YBTYEXBN154	23,504.
	For use in triad applications with one end connection	60"		YBTYEXBN160	23,645.



Telescope Base, Height Adjustable, Extended Electric with Beam, 2 Crossbar Connections	For use in triad applications with two end connection	48"		YBTYEXBN248	23,335.
	For use in triad applications with two end connection	54"		YBTYEXBN254	23,504.
	For use in triad applications with two end connection	60"		YBTYEXBN260	23,645.



Ordering Information

Antenna Telescope 120° Triad

1. Pattern Number
2. Control Switch
3. Base Paint Finish

Order Code

Antenna Telescope 120° Triad

Example: **YBTYEXBN148, D, 118T**

YBTY Antenna Telescope 120° Triad

EX Extended Electric

BN With Beam

1 1 Connection

60 Width

118T Bright White Paint

Included With

Antenna Telescope 120° Triad

Column
Center Beam
Dual Trays
Rails
Connecting Hardware

Options

Antenna Telescope 120° Triad

Control Switch Options

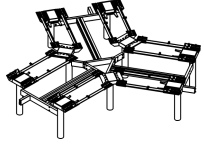
(S) = Standard up/down control switch
(D) = Digital Display with programmable settings. Add \$1002 list for the digital display selection.
(TR) = Toggle Switch, Red.
(TG) = Toggle Switch, Grey. Add \$315 list for "Toggle Switch option".

Antenna Telescope 120° Triad

Extended Electric

With Beam Only

description	type	w	d	pattern no.	list
Telescope Base, Height Adjustable, Extended Electric with Beam, 3 Crossbar Connections	For use in triad applications with three end connection	48"		YBTYEXBN348	\$23,335.
	For use in triad applications with three end connection	54"		YBTYEXBN354	23,504.
	For use in triad applications with three end connection	60"		YBTYEXBN360	23,645.



Ordering Information

Antenna Telescope 120° Triad

1. Pattern Number
2. Control Switch
3. Base Paint Finish

Order Code

Antenna Telescope 120° Triad

Example: **YBTYEXBN148, D, 118T**

YBTY Antenna Telescope 120° Triad

EX Extended Electric

BN With Beam

1 1 Connection

60 Width

118T Bright White Paint

Included With

Antenna Telescope 120° Triad

Column
Center Beam
Dual Trays
Rails
Connecting Hardware

Options


Antenna Telescope 120° Triad

Control Switch Options

(S) = Standard up/down control switch
(D) = Digital Display with programmable settings. Add \$1002 list for the digital display selection.
(TR) = Toggle Switch, Red.
(TG) = Toggle Switch, Grey. Add \$315 list for "Toggle Switch option".

Antenna Telescope Dual Return Bases

Standard Electric


description	type	w	d	pattern no.	list
Telescope Return Base, Height Adjustable Standard Electric 	For 54"W Return, Includes Depth of Adjoining Top	15"	54"	YBTRES54	\$2,692.
	For 57"W Return, Includes Depth of Adjoining Top	15"	57"	YBTRES57	2,701.
	For 60"W Return, Includes Depth of Adjoining Top	15"	60"	YBTRES60	2,713.
	For 63"W Return, Includes Depth of Adjoining Top	15"	63"	YBTRES63	2,727.
	For 66"W Return, Includes Depth of Adjoining Top	15"	66"	YBTRES66	2,737.
	For 69"W Return, Includes Depth of Adjoining Top	15"	69"	YBTRES69	2,743.
	For 72"W Return, Includes Depth of Adjoining Top	15"	72"	YBTRES72	2,756.
	For 75"W Return, Includes Depth of Adjoining Top	15"	75"	YBTRES75	2,762.
	For 78"W Return, Includes Depth of Adjoining Top	15"	78"	YBTRES78	2,771.
	For 81"W Return, Includes Depth of Adjoining Top	15"	81"	YBTRES81	2,786.
	For 84"W Return, Includes Depth of Adjoining Top	15"	84"	YBTRES84	2,796.
	For 87"W Return, Includes Depth of Adjoining Top	15"	87"	YBTRES87	2,798.
	For 90"W Return, Includes Depth of Adjoining Top	15"	90"	YBTRES90	2,802.
	For 93"W Return, Includes Depth of Adjoining Top	15"	93"	YBTRES93	2,815.
	For 96"W Return, Includes Depth of Adjoining Top	15"	96"	YBTRES96	2,838.
For 99"W Return, Includes Depth of Adjoining Top	15"	99"	YBTRES99	2,840.	
For 102"W Return, Includes Depth of Adjoining Top	15"	102"	YBTRES102	2,846.	

Antenna Telescope

Ordering Information	Order Code	Included With	Options
Antenna Telescope Return Bases 1. Pattern Number 2. Base Paint Finish	Antenna Telescope Return Bases <i>Example:</i> YBTRES60, 118T YBTR Antenna Telescope Return Base ES Standard Electric 60 Depth 118T Bright White Paint	Antenna Telescope Return Bases Column Rails Connecting Hardware	Antenna Telescope Return Bases

Antenna Telescope Dual Return Bases

Extended Electric

description	type	w	d	pattern no.	list
 Telescope Return Base, Height Adjustable Extended Electric	For 54"W Return, Includes Depth of Adjoining Top	15"	54"	YBTREX54	\$3,093.
	For 57"W Return, Includes Depth of Adjoining Top	15"	57"	YBTREX57	3,099.
	For 60"W Return, Includes Depth of Adjoining Top	15"	60"	YBTREX60	3,112.
	For 63"W Return, Includes Depth of Adjoining Top	15"	63"	YBTREX63	3,128.
	For 66"W Return, Includes Depth of Adjoining Top	15"	66"	YBTREX66	3,134.
	For 69"W Return, Includes Depth of Adjoining Top	15"	69"	YBTREX69	3,143.
	For 72"W Return, Includes Depth of Adjoining Top	15"	72"	YBTREX72	3,158.
	For 75"W Return, Includes Depth of Adjoining Top	15"	75"	YBTREX75	3,164.
	For 78"W Return, Includes Depth of Adjoining Top	15"	78"	YBTREX78	3,171.
	For 81"W Return, Includes Depth of Adjoining Top	15"	81"	YBTREX81	3,188.
	For 84"W Return, Includes Depth of Adjoining Top	15"	84"	YBTREX84	3,195.
	For 87"W Return, Includes Depth of Adjoining Top	15"	87"	YBTREX87	3,197.
	For 90"W Return, Includes Depth of Adjoining Top	15"	90"	YBTREX90	3,200.
	For 93"W Return, Includes Depth of Adjoining Top	15"	93"	YBTREX93	3,215.
	For 96"W Return, Includes Depth of Adjoining Top	15"	96"	YBTREX96	3,236.
	For 99"W Return, Includes Depth of Adjoining Top	15"	99"	YBTREX99	3,239.
For 102"W Return, Includes Depth of Adjoining Top	15"	102"	YBTREX102	3,243.	

Ordering Information

Antenna Telescope Return Bases

1. Pattern Number
2. Base Paint Finish

Order Code

Antenna Telescope Return Bases

Example: **YBTREX60, 118T**

YBTR Antenna Telescope
Return Base

EX Extended Electric

60 Depth

118T Bright White Paint

Included With

Antenna Telescope Return Bases


Column
 Rails
 Connecting Hardware

Options

Antenna Telescope Return Bases

Antenna Telescope Dual Return Bases


Fixed Height

description	type	w	d	pattern no.	list
Telescope Return Base, Fixed Height 	For 54"W Return, Includes Depth of Adjoining Top	15"	54"	YBTRFS54	\$1,359.
	For 57"W Return, Includes Depth of Adjoining Top	15"	57"	YBTRFS57	1,366.
	For 60"W Return, Includes Depth of Adjoining Top	15"	60"	YBTRFS60	1,383.
	For 63"W Return, Includes Depth of Adjoining Top	15"	63"	YBTRFS63	1,394.
	For 66"W Return, Includes Depth of Adjoining Top	15"	66"	YBTRFS66	1,401.
	For 69"W Return, Includes Depth of Adjoining Top	15"	69"	YBTRFS69	1,410.
	For 72"W Return, Includes Depth of Adjoining Top	15"	72"	YBTRFS72	1,424.
	For 75"W Return, Includes Depth of Adjoining Top	15"	75"	YBTRFS75	1,431.
	For 78"W Return, Includes Depth of Adjoining Top	15"	78"	YBTRFS78	1,437.
	For 81"W Return, Includes Depth of Adjoining Top	15"	81"	YBTRFS81	1,451.
	For 84"W Return, Includes Depth of Adjoining Top	15"	84"	YBTRFS84	1,461.
	For 87"W Return, Includes Depth of Adjoining Top	15"	87"	YBTRFS87	1,463.
	For 90"W Return, Includes Depth of Adjoining Top	15"	90"	YBTRFS90	1,468.
	For 93"W Return, Includes Depth of Adjoining Top	15"	93"	YBTRFS93	1,482.
	For 96"W Return, Includes Depth of Adjoining Top	15"	96"	YBTRFS96	1,503.
	For 99"W Return, Includes Depth of Adjoining Top	15"	99"	YBTRFS99	1,507.
For 102"W Return, Includes Depth of Adjoining Top	15"	102"	YBTRFS102	1,512.	

Ordering Information	Order Code	Included With	Options
Bases	Bases	Antenna Telescope Return Bases	Antenna Telescope Return Bases
1. Pattern Number	<i>Example:</i> YBTRES60, 118T	Column	
2. Base Paint Finish	YBTR Antenna Telescope Return Base	Rails	
	FX Fixed Height	Connecting Hardware	
	60 Depth		
	118T Bright White Paint		

Antenna Telescope Single Sided Return Bases


Standard Electric

description	type	w	d	pattern no.	list
Telescope Return Base, Height Adjustable Standard Electric 	For 54"W Return, Includes width of return + 24"	15"	54"	YBTRES54	\$2,692.
	For 57"W Return, Includes width of return + 24"	15"	57"	YBTRES57	2,701.
	For 60"W Return, Includes width of return + 24"	15"	60"	YBTRES60	2,713.
	For 63"W Return, Includes width of return + 24"	15"	63"	YBTRES63	2,727.
	For 66"W Return, Includes width of return + 24"	15"	66"	YBTRES66	2,737.
	For 69"W Return, Includes width of return + 24"	15"	69"	YBTRES69	2,743.
	For 72"W Return, Includes width of return + 24"	15"	72"	YBTRES72	2,756.
	For 75"W Return, Includes width of return + 24"	15"	75"	YBTRES75	2,762.
	For 78"W Return, Includes width of return + 24"	15"	78"	YBTRES78	2,771.
	For 81"W Return, Includes width of return + 24"	15"	81"	YBTRES81	2,786.
	For 84"W Return, Includes width of return + 24"	15"	84"	YBTRES84	2,796.
	For 87"W Return, Includes width of return + 24"	15"	87"	YBTRES87	2,798.
	For 90"W Return, Includes width of return + 24"	15"	90"	YBTRES90	2,802.
	For 93"W Return, Includes width of return + 24"	15"	93"	YBTRES93	2,815.
	For 96"W Return, Includes width of return + 24"	15"	96"	YBTRES96	2,838.

Ordering Information	Order Code	Included With	Options
Antenna Telescope Return Bases 1. Pattern Number 2. Base Paint Finish	Antenna Telescope Return Bases <i>Example:</i> YBTRES60, 118T YBTR Antenna Telescope Return Base ES Standard Electric 60 Depth 118T Bright White Paint	Antenna Telescope Return Bases Column Rails Connecting Hardware	Antenna Telescope Return Bases

Antenna Telescope Single Sided Return Bases


Extended Electric

description	type	w	d	pattern no.	list
Telescope Return Base, Height Adjustable Extended Electric 	For 54"W Return, Includes width of return + 24"	15"	54"	YBTREX54	\$3,093.
	For 57"W Return, Includes width of return + 24"	15"	57"	YBTREX57	3,099.
	For 60"W Return, Includes width of return + 24"	15"	60"	YBTREX60	3,112.
	For 63"W Return, Includes width of return + 24"	15"	63"	YBTREX63	3,128.
	For 66"W Return, Includes width of return + 24"	15"	66"	YBTREX66	3,134.
	For 69"W Return, Includes width of return + 24"	15"	69"	YBTREX69	3,143.
	For 72"W Return, Includes width of return + 24"	15"	72"	YBTREX72	3,158.
	For 75"W Return, Includes width of return + 24"	15"	75"	YBTREX75	3,164.
	For 78"W Return, Includes width of return + 24"	15"	78"	YBTREX78	3,171.
	For 81"W Return, Includes width of return + 24"	15"	81"	YBTREX81	3,188.
	For 84"W Return, Includes width of return + 24"	15"	84"	YBTREX84	3,195.
	For 87"W Return, Includes width of return + 24"	15"	87"	YBTREX87	3,197.
	For 90"W Return, Includes width of return + 24"	15"	90"	YBTREX90	3,200.
	For 93"W Return, Includes width of return + 24"	15"	93"	YBTREX93	3,215.
	For 96"W Return, Includes width of return + 24"	15"	96"	YBTREX96	3,236.

Ordering Information	Order Code	Included With	Options
Antenna Telescope Return Bases 1. Pattern Number 2. Base Paint Finish	Antenna Telescope Return Bases <i>Example:</i> YBTREX60, 118T YBTR Antenna Telescope Return Base EX Extended Electric 60 Depth 118T Bright White Paint	Antenna Telescope Return Bases Column Rails Connecting Hardware	Antenna Telescope Return Bases

Antenna Telescope Single Sided Return Bases

Fixed Height

description	type	w	d	pattern no.	list
Telescope Return Base, Fixed Height 	For 54"W Return, Includes width of return + 24"	15"	54"	YBTRFS54	\$1,359.
	For 57"W Return, Includes width of return + 24"	15"	57"	YBTRFS57	1,366.
	For 60"W Return, Includes width of return + 24"	15"	60"	YBTRFS60	1,383.
	For 63"W Return, Includes width of return + 24"	15"	63"	YBTRFS63	1,394.
	For 66"W Return, Includes width of return + 24"	15"	66"	YBTRFS66	1,401.
	For 69"W Return, Includes width of return + 24"	15"	69"	YBTRFS69	1,410.
	For 72"W Return, Includes width of return + 24"	15"	72"	YBTRFS72	1,424.
	For 75"W Return, Includes width of return + 24"	15"	75"	YBTRFS75	1,431.
	For 78"W Return, Includes width of return + 24"	15"	78"	YBTRFS78	1,437.
	For 81"W Return, Includes width of return + 24"	15"	81"	YBTRFS81	1,451.
	For 84"W Return, Includes width of return + 24"	15"	84"	YBTRFS84	1,461.
	For 87"W Return, Includes width of return + 24"	15"	87"	YBTRFS87	1,463.
	For 90"W Return, Includes width of return + 24"	15"	90"	YBTRFS90	1,468.
	For 93"W Return, Includes width of return + 24"	15"	93"	YBTRFS93	1,482.
	For 96"W Return, Includes width of return + 24"	15"	96"	YBTRFS96	1,503.

Ordering Information

Bases

1. Pattern Number
2. Base Paint Finish

Order Code

Bases

Example: **YBTRES60, 118T**

YBTR Antenna Telescope Return Base

FX Fixed Height

60 Depth

118T Bright White Paint

Included With

Antenna Telescope Return Bases

Column
 Rails
 Connecting Hardware

Options

Antenna Telescope Return Bases

Antenna Telescope Y-Base Tables

Standard Electric

description	w	d	h	pattern no.	L	V1/Mixed (V/M)	V2 (V)	V3 (V)
Telescope Y-base Table with Track Shape Antenna Top, Standard Electric	60"	30"	28.1" - 43.7"	YKTT6030YESG ()	\$6,074.	\$6,682.	\$6,816.	\$7,496.
	66"	30"	28.1" - 43.7"	YKTT6630YESG ()	6,144.	6,760.	6,894.	7,583.
	72"	30"	28.1" - 43.7"	YKTT7230YESG ()	6,180.	6,797.	6,933.	7,626.
	72"	36"	28.1" - 43.7"	YKTT7236YESG ()	6,215.	7,291.	7,434.	8,171.
	84"	42"	28.4" - 43.9"	YKTT8442YESG ()	6,955.	7,729.	7,881.	8,659.



Telescope Y-base Table with Bullet Shape Antenna Top, Standard Electric	72"	36"	28.1" - 43.7"	YKTB7236YESG ()	6,215.	7,291.	7,434.	8,171.
	84"	42"	28.4" - 43.9"	YKTB8442YESG ()	6,955.	7,729.	7,881.	8,659.



Telescope Y-base Table with Rectangular Shape Antenna Top, Standard Electric	60"	27"	28.1" - 43.7"	YKTS6027YESG ()	5,905.	6,495.	6,623.	7,287.
	60"	30"	28.1" - 43.7"	YKTS6030YESG ()	5,975.	6,571.	6,701.	7,374.
	66"	27"	28.1" - 43.7"	YKTS6627YESG ()	5,975.	6,571.	6,701.	7,374.
	66"	30"	28.1" - 43.7"	YKTS6630YESG ()	6,045.	6,649.	6,782.	7,460.
	72"	27"	28.1" - 43.7"	YKTS7227YESG ()	6,011.	6,613.	6,744.	7,418.
	72"	30"	28.1" - 43.7"	YKTS7230YESG ()	6,082.	6,689.	6,822.	7,505.
	72"	36"	28.1" - 43.7"	YKTS7236YESG ()	6,152.	6,739.	6,873.	7,552.
	84"	42"	28.4" - 43.9"	YKTS8442YESG ()	6,884.	7,463.	7,612.	8,364.



Telescope Y-base Table with Rectangular Shape Antenna Top, Standard Electric, with Rails	72"	27"	28.1" - 43.7"	YKTS7227YESRG ()	6,358.	6,991.	7,132.	7,844.
	72"	30"	28.1" - 43.7"	YKTS7230YESRG ()	6,426.	7,070.	7,209.	7,933.



Ordering Information

Antenna Telescope Y-base Tables

1. Pattern Number
2. Grommet / no grommet
3. Top surface type
4. Control switch
5. Top finish
6. Edge finish
7. Base Paint finish
8. Grommet Paint Finish

Order Code

Antenna Telescope Y-Base Tables

Example: **YKTT7236YESNL, S,118,118,118T**

YKT	Antenna Table Assembly
T	Shape
7236	Size
YES	Base Type
N	No grommet
L	Laminate
S	Standard Up/Down Switch
118	Bright White Top
118	Bright White Top
118T	Bright White Textured Paint

Included With

Antenna Telescope Y-base Tables

Antenna Top
Columns
Base spokes
Levelers
Attachment Hardware

Antenna Telescope Y-base Tables

(G) Grommet
(N) No grommet
For no grommets, deduct \$50 for track shape, bullet shape and rectangle tops

Top Finish Options:

(L) = Laminate
(V) = Veneer
Top may be specified in any Knoll core laminate or veneer.

Control Switch Option:

(S) = Standard up/down control switch
(D) = Digital Display with programmable setting
Add \$334 list for the digital display selection.
(TR) = Toggle Switch, Red.
(TG) = Toggle Switch, Grey. Add \$105 list for "Toggle Switch option".

Antenna Telescope Y-Base Tables

Standard Electric

description	w	d	h	pattern no.	L	V1/Mixed (V/M)	V2 (V)	V3 (V)
Telescope Y-base Table with Radiused Rectangular Shape Antenna Top, Standard Electric	60"	27"	28.1" - 43.7"	YKTRC6027YESNL	\$6,130.	\$6,748.	\$6,883.	\$7,579.
	60"	27"	28.1" - 43.7"	YKTRC6027YESGL	6,202.	6,821.	6,954.	7,649.
	60"	30"	28.1" - 43.7"	YKTRC6030YESNL	6,204.	6,830.	6,968.	7,671.
	66"	27"	28.1" - 43.7"	YKTRC6627YESNL	6,204.	6,830.	6,968.	7,671.
	72"	27"	28.1" - 43.7"	YKTRC7227YESNL	6,240.	6,873.	7,011.	7,718.
	60"	30"	28.1" - 43.7"	YKTRC6030YESGL	6,273.	6,901.	7,039.	7,742.
	66"	27"	28.1" - 43.7"	YKTRC6627YESGL	6,273.	6,901.	7,039.	7,742.
	66"	30"	28.1" - 43.7"	YKTRC6630YESNL	6,277.	6,912.	7,049.	7,761.
	72"	27"	28.1" - 43.7"	YKTRC7227YESGL	6,311.	6,943.	7,082.	7,788.
	72"	30"	28.1" - 43.7"	YKTRC7230YESNL	6,314.	6,952.	7,091.	7,810.
	66"	30"	28.1" - 43.7"	YKTRC6630YESGL	6,347.	6,984.	7,121.	7,832.
	72"	30"	28.1" - 43.7"	YKTRC7230YESGL	6,385.	7,024.	7,162.	7,880.
	72"	36"	28.1" - 43.7"	YKTRC7236YESNL	6,387.	7,006.	7,146.	7,859.
	72"	36"	28.1" - 43.7"	YKTRC7236YESGL	6,460.	7,078.	7,218.	7,929.
	84"	42"	28.1" - 43.9"	YKTRC8442YESNL	7,159.	7,766.	7,921.	8,712.
	84"	42"	28.1" - 43.9"	YKTRC8442YESGL	7,229.	7,836.	7,992.	8,783.
	Telescope Y-base Table with Radiused Rectangular Shape Antenna Top, Standard Electric, with rails	72"	27"	28.1" - 43.7"	YKTRC7227YESRNL	6,605.	7,271.	7,418.
72"		27"	28.1" - 43.7"	YKTRC7227YESRGL	6,676.	7,340.	7,487.	8,234.
72"		30"	28.1" - 43.7"	YKTRC7230YESRNL	6,678.	7,353.	7,501.	8,259.
72"		30"	28.1" - 43.7"	YKTRC7230YESRGL	6,747.	7,424.	7,570.	8,327.

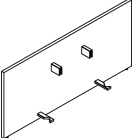


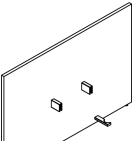
Ordering Information	Order Code	Included With	
Antenna Telescope Y-base Tables	Antenna Telescope Y-Base Tables	Antenna Telescope Y-base Tables	Antenna Telescope Y-base Tables
1. Pattern Number	<i>Example:</i> YKTRC6630YESNL,	Antenna Top	(G) Grommet
2. Grommet / no grommet	S,118,118,118T	Columns	(N) No grommet
3. Top surface type	YKT	Base spokes	For no grommets, deduct \$50
4. Control switch	RC	Levelers	Top Finish Options:
5. Top finish	60	Attachment Hardware	(L) = Laminate
6. Edge finish	30		(V) = Veneer
7. Base Paint finish	YES		Top may be specified in any Knoll core laminate or veneer.
8. Grommet Paint Finish	N		Control Switch Option:
	L		(S) = Standard up/down control switch
	S		(D) = Digital Display with programmable setting
	118		Add \$334 for the digital display selection.
	118		(TR) = Toggle Switch, Red.
			(TG) = Toggle Switch, Grey. Add \$105 list for "Toggle Switch option".

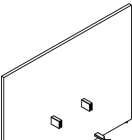
Antenna Telescope End Panels

For Dual Sided Standard Electric and Fixed Height Bases

Laminate or Veneer

description	type	w	d	h	pattern no.	Laminate (L)	V1 (V)	V2 (V)	V3 (V)
 Telescope End Panels for Dual Sided Standard Electric Bases, Desk Height	For 24"D Telescope Dual Sided Tables	56"	1 1/4"	28 1/2"	YEP2856ES()	\$728.	\$1,014.	\$1,162.	\$1,849.
	For 27"D Telescope Dual Sided Tables	62"	1 1/4"	28 1/2"	YEP2862ES()	756.	1,120.	1,276.	2,032.
	For 30"D Left Side, 24"D Right Side, Telescope Dual Sided Tables	62"	1 1/4"	28 1/2"	YEP2862ESL()	756.	1,120.	1,276.	2,032.
	For 30"D Right Side, 24"D Left Side, Telescope Dual Sided Table	62"	1 1/4"	28 1/2"	YEP2862ESR()	756.	1,120.	1,276.	2,032.
	For 30"D Telescope Dual Sided Table	68"	1 1/4"	28 1/2"	YEP2868ES()	792.	1,154.	1,324.	2,148.

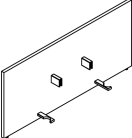
 Telescope End Panels for Dual Sided Standard Electric Bases, 42"H	For 24"D Telescope Dual Sided Tables	56"	1 1/4"	42"	YEP4256ES()	1,069.	1,243.	1,431.	2,424.
	For 27"D Telescope Dual Sided Tables	62"	1 1/4"	42"	YEP4262ES()	1,141.	1,308.	1,508.	2,601.
	For 30"D Left Side, 24"D Right Side, Telescope Dual Sided Tables	62"	1 1/4"	42"	YEP4262ESL()	1,141.	1,308.	1,508.	2,601.
	For 30"D Right Side, 24"D Left Side, Telescope Dual Sided Tables	62"	1 1/4"	42"	YEP4262ESR()	1,141.	1,308.	1,508.	2,601.
	For 30"D Telescope Dual Sided Tables	68"	1 1/4"	42"	YEP4268ES()	1,247.	1,355.	1,571.	2,766.

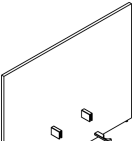
 Telescope End Panels for Dual Sided Standard Electric Bases, 49"H	For 24"D Telescope Dual Sided Tables	56"	1 1/4"	49"	YEP4956ES()	1,213.	1,345.	1,549.	2,697.
	For 27"D Telescope Dual Sided Tables	62"	1 1/4"	49"	YEP4962ES()	1,284.	1,404.	1,622.	2,885.
	For 30"D Left Side, 24"D Right Side, Telescope Dual Sided Tables	62"	1 1/4"	49"	YEP4962ESL()	1,284.	1,404.	1,622.	2,885.
	For 30"D Right Side, 24"D Left Side, Telescope Dual Sided Tables	62"	1 1/4"	49"	YEP4962ESR()	1,284.	1,404.	1,622.	2,885.
	For 30"D Telescope Dual Sided Tables	68"	1 1/4"	49"	YEP4968ES()	1,393.	1,461.	1,693.	3,077.

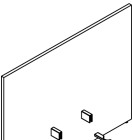
Ordering Information	Order Code	Included With	Options
Telescope End Panels	Telescope End Panels	Telescope End Panels	Telescope End Panels
1. Pattern Number	<i>Example:</i> YEP4262ESL, 118, 118T	Attachment Brackets	(L) = Laminate
2. Surface Finish	YEP Telescope End Panels	Hardware	(V) = Veneer
3. Bracket Paint Finish	42 Height		End panels specified in patterned or woodgrain laminate have vertical grain direction up to 60" wide and horizontal grain direction for end panels over 60" wide.
	62 Width		End panels specified in veneer have vertical grain direction for all sizes.
	ES Standard Electric Height Range		
	L Left Hand		
	118 Laminate		
	118T Bright White Paint		

Antenna Telescope End Panels

For Dual Sided Extended Electric Bases Laminate or Veneer

description	type	w	d	h	pattern no.	Laminate (L)	V1 (V)	V2 (V)	V3 (V)
Telescope End Panels for Dual Sided Extended Electric Bases, Desk Height 	For 24"D Telescope Dual Sided Tables	56"	1 1/4"	28 1/2"	YEP2856EX()	\$728.	\$1,014.	\$1,162.	\$1,849.
	For 27"D Telescope Dual Sided Tables	62"	1 1/4"	28 1/2"	YEP2862EX()	756.	1,120.	1,276.	2,032.
	For 30"D Left Side, 24"D Right Side, Telescope Dual Sided Tables	62"	1 1/4"	28 1/2"	YEP2862EXL()	756.	1,120.	1,276.	2,032.
	For 30"D Right Side, 24"D Left Side, Telescope Dual Sided Table	62"	1 1/4"	28 1/2"	YEP2862EXR()	756.	1,120.	1,276.	2,032.
	For 30"D Telescope Dual Sided Table	68"	1 1/4"	28 1/2"	YEP2868EX()	792.	1,154.	1,324.	2,148.

Telescope End Panels for Dual Sided Extended Electric Bases, 42"H 	For 24"D Telescope Dual Sided Tables	56"	1 1/4"	42"	YEP4256EX()	1,069.	1,243.	1,431.	2,424.
	For 27"D Telescope Dual Sided Tables	62"	1 1/4"	42"	YEP4262EX()	1,141.	1,308.	1,508.	2,601.
	For 30"D Left Side, 24"D Right Side, Telescope Dual Sided Tables	62"	1 1/4"	42"	YEP4262EXL()	1,141.	1,308.	1,508.	2,601.
	For 30"D Right Side, 24"D Left Side, Telescope Dual Sided Tables	62"	1 1/4"	42"	YEP4262EXR()	1,141.	1,308.	1,508.	2,601.
	For 30"D Telescope Dual Sided Tables	68"	1 1/4"	42"	YEP4268EX()	1,247.	1,355.	1,571.	2,766.

Telescope End Panels for Dual Sided Extended Electric Bases, 49"H 	For 24"D Telescope Dual Sided Tables	56"	1 1/4"	49"	YEP4956EX()	1,213.	1,345.	1,549.	2,697.
	For 27"D Telescope Dual Sided Tables	62"	1 1/4"	49"	YEP4962EX()	1,284.	1,404.	1,622.	2,885.
	For 30"D Left Side, 24"D Right Side, Telescope Dual Sided Tables	62"	1 1/4"	49"	YEP4962EXL()	1,284.	1,404.	1,622.	2,885.
	For 30"D Right Side, 24"D Left Side, Telescope Dual Sided Tables	62"	1 1/4"	49"	YEP4962EXR()	1,284.	1,404.	1,622.	2,885.
	For 30"D Telescope Dual Sided Tables	68"	1 1/4"	49"	YEP4968EX()	1,393.	1,461.	1,693.	3,077.

Ordering Information

Telescope End Panels

1. Pattern Number
2. Surface Finish
3. Bracket Paint Finish

Order Code

Telescope End Panels

Example: **YEP4262EXL, 118, 118T**

YEP	Telescope End Panels
42	Height
62	Width
EX	Extended Electric Height Range
L	Left Hand
118	Laminate
118T	Bright White Paint

Included With

Telescope End Panels

Attachment Brackets
Hardware

Options

Telescope End Panels

(L) = Laminate
(V) = Veneer

End panels specified in patterned or woodgrain laminate have vertical grain direction up to 60" wide and horizontal grain direction for end panels over 60" wide.

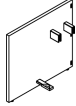
End panels specified in veneer have vertical grain direction for all sizes.

Antenna Telescope End Panels

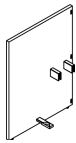
For Single Sided Standard Electric Bases

Laminate or Veneer

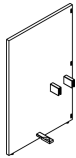
description	type	w	d	h	pattern no.	Laminate (L)	V1 (V)	V2 (V)	V3 (V)
Telescope End Panels for Single Sided Standard Electric Base, Left Hand, Desk Height	For use with 24"D Single Sided Tables	30 ⁵ / ₈ "	1 ¹ / ₄ "	28 ¹ / ₂ "	YEPTSSFES2824L()	\$350.	\$541.	\$624.	\$1,028.
	For use with 27"D Single Sided Tables	33 ⁵ / ₈ "	1 ¹ / ₄ "	28 ¹ / ₂ "	YEPTSSFES2827L()	372.	575.	660.	1,092.
	For use with 30"D Single Sided Tables	36 ⁵ / ₈ "	1 ¹ / ₄ "	28 ¹ / ₂ "	YEPTSSFES2830L()	392.	608.	698.	1,154.



Telescope End Panels for Single Sided Standard Electric Base, Left Hand, 42"H	For use with 24"D Single Sided Tables	30 ⁵ / ₈ "	1 ¹ / ₄ "	42"	YEPTSSFES4224L()	693.	831.	955.	1,575.
	For use with 27"D Single Sided Tables	33 ⁵ / ₈ "	1 ¹ / ₄ "	42"	YEPTSSFES4227L()	778.	934.	1,072.	1,770.
	For use with 30"D Single Sided Tables	36 ⁵ / ₈ "	1 ¹ / ₄ "	42"	YEPTSSFES4230L()	855.	1,027.	1,180.	1,947.



Telescope End Panels for Single Sided Standard Electric Base, Left Hand, 49"H	For use with 24"D Single Sided Tables	30 ⁵ / ₈ "	1 ¹ / ₄ "	49"	YEPTSSFES4924L()	915.	1,051.	1,206.	1,994.
	For use with 27"D Single Sided Tables	33 ⁵ / ₈ "	1 ¹ / ₄ "	49"	YEPTSSFES4927L()	1,027.	1,180.	1,358.	2,241.
	For use with 30"D Single Sided Tables	36 ⁵ / ₈ "	1 ¹ / ₄ "	49"	YEPTSSFES4930L()	1,141.	1,312.	1,510.	2,490.



Antenna Telescope

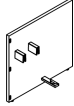
Ordering Information	Order Code	Included With	Options
Telescope End Panels for Single Sided Tables 1. Pattern Number 2. Surface Finish 3. Bracket Paint Finish	Telescope End Panels for Single Sided Tables <i>Example:</i> YEPTSSFES2830LL, 118, 118T YEPT Telescope End Panels SSFES Single Sided Standard Electric 28 Height 30 Width L Left Hand L Laminate 118 Bright White Laminate 118T Bright White Paint	Telescope End Panels for Single Sided Tables Attachment Brackets Hardware	Telescope End Panels for Single Sided Tables (L) = Laminate (V) = Veneer End panels specified in patterned or woodgrain laminate, or veneer have vertical grain direction for all sizes.

Antenna Telescope End Panels

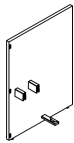
For Single Sided Standard Electric Bases

Laminate or Veneer

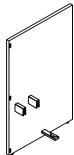
description	type	w	d	h	pattern no.	Laminate (L)	V1 (V)	V2 (V)	V3 (V)
Telescope End Panels for Single Sided Standard Electric Base, Right Hand, Desk Height	For use with 24"D Single Sided Tables	30 3/8"	1 1/4"	28 1/2"	YEPTSSFES2824R()	\$350.	\$541.	\$624.	\$1,028.
	For use with 27"D Single Sided Tables	33 3/8"	1 1/4"	28 1/2"	YEPTSSFES2827R()	372.	575.	660.	1,092.
	For use with 30"D Single Sided Tables	36 3/8"	1 1/4"	28 1/2"	YEPTSSFES2830R()	392.	608.	698.	1,154.



Telescope End Panels for Single Sided Standard Electric Base, Right Hand, 42"H	For use with 24"D Single Sided Tables	30 3/8"	1 1/4"	42"	YEPTSSFES4224R()	693.	831.	955.	1,575.
	For use with 27"D Single Sided Tables	33 3/8"	1 1/4"	42"	YEPTSSFES4227R()	778.	934.	1,072.	1,770.
	For use with 30"D Single Sided Tables	36 3/8"	1 1/4"	42"	YEPTSSFES4230R()	855.	1,027.	1,180.	1,947.



Telescope End Panels for Single Sided Standard Electric Base, Right Hand, 49"H	For use with 24"D Single Sided Tables	30 3/8"	1 1/4"	49"	YEPTSSFES4924R()	915.	1,051.	1,206.	1,994.
	For use with 27"D Single Sided Tables	33 3/8"	1 1/4"	49"	YEPTSSFES4927R()	1,027.	1,180.	1,358.	2,241.
	For use with 30"D Single Sided Tables	36 3/8"	1 1/4"	49"	YEPTSSFES4930R()	1,141.	1,312.	1,510.	2,490.



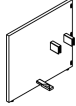
Ordering Information	Order Code	Included With	Options
Telescope End Panels for Single Sided Tables 1. Pattern Number 2. Surface Finish 3. Bracket Paint Finish	Telescope End Panels for Single Sided Tables <i>Example:</i> YEPTSSFES2830RL, 118, 118T YEPT Telescope End Panels SSFES Single Sided Standard Electric 28 Height 30 Width R Right Hand L Laminate 118 Bright White Laminate 118T Bright White Paint	Telescope End Panels for Single Sided Tables Attachment Brackets Hardware	Telescope End Panels for Single Sided Tables (L) = Laminate (V) = Veneer End panels specified in patterned or woodgrain laminate, or veneer have vertical grain direction for all sizes.

Antenna Telescope End Panels

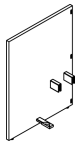
For Single Sided Extended Electric Bases

Laminate or Veneer

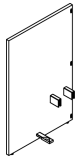
description	type	w	d	h	pattern no.	Laminate (L)	V1 (V)	V2 (V)	V3 (V)
Telescope End Panels for Single Sided Extended Electric Base, Left Hand, Desk Height	For use with 24"D Single Sided Tables	30 ⁵ / ₈ "	1 ¹ / ₄ "	28 ¹ / ₂ "	YEPTSSFEX2824L()	\$350.	\$541.	\$624.	\$1,028.
	For use with 27"D Single Sided Tables	33 ⁵ / ₈ "	1 ¹ / ₄ "	28 ¹ / ₂ "	YEPTSSFEX2827L()	372.	575.	660.	1,092.
	For use with 30"D Single Sided Tables	36 ⁵ / ₈ "	1 ¹ / ₄ "	28 ¹ / ₂ "	YEPTSSFEX2830L()	392.	608.	698.	1,154.



Telescope End Panels for Single Sided Extended Electric Base, Left Hand, 42"H	For use with 24"D Single Sided Tables	30 ⁵ / ₈ "	1 ¹ / ₄ "	42"	YEPTSSFEX4224L()	693.	831.	955.	1,575.
	For use with 27"D Single Sided Tables	33 ⁵ / ₈ "	1 ¹ / ₄ "	42"	YEPTSSFEX4227L()	778.	934.	1,072.	1,770.
	For use with 30"D Single Sided Tables	36 ⁵ / ₈ "	1 ¹ / ₄ "	42"	YEPTSSFEX4230L()	855.	1,027.	1,180.	1,947.



Telescope End Panels for Single Sided Extended Electric Base, Left Hand, 49"H	For use with 24"D Single Sided Tables	30 ⁵ / ₈ "	1 ¹ / ₄ "	49"	YEPTSSFEX4924L()	915.	1,051.	1,206.	1,994.
	For use with 27"D Single Sided Tables	33 ⁵ / ₈ "	1 ¹ / ₄ "	49"	YEPTSSFEX4927L()	1,027.	1,180.	1,358.	2,241.
	For use with 30"D Single Sided Tables	36 ⁵ / ₈ "	1 ¹ / ₄ "	49"	YEPTSSFEX4930L()	1,141.	1,312.	1,510.	2,490.



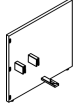
Ordering Information	Order Code	Included With	Options
Telescope End Panels for Single Sided Tables 1. Pattern Number 2. Surface Finish 3. Bracket Paint Finish	Telescope End Panels for Single Sided Tables <i>Example:</i> YEPTSSFES2830LL, 118, 118T YEPT Telescope End Panels SSFES Single Sided Extended Electric 28 Height 30 Width L Left Hand L Laminate 118 Bright White Laminate 118T Bright White Paint	Telescope End Panels for Single Sided Tables Attachment Brackets Hardware	Telescope End Panels for Single Sided Tables (L) = Laminate (V) = Veneer End panels specified in patterned or woodgrain laminate, or veneer have vertical grain direction for all sizes.

Antenna Telescope End Panels

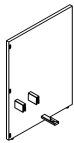
For Single Sided Extended Electric Bases

Laminate or Veneer

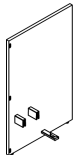
description	type	w	d	h	pattern no.	Laminate (L)	V1 (V)	V2 (V)	V3 (V)
Telescope End Panels for Single Sided Extended Electric Base, Right Hand, Desk Height	For use with 24"D Single Sided Tables	30 ⁵ / ₈ "	1 ¹ / ₄ "	28 ¹ / ₂ "	YEPTSSFEX2824R()	\$350.	\$541.	\$624.	\$1,028.
	For use with 27"D Single Sided Tables	33 ⁵ / ₈ "	1 ¹ / ₄ "	28 ¹ / ₂ "	YEPTSSFEX2827R()	372.	575.	660.	1,092.
	For use with 30"D Single Sided Tables	36 ⁵ / ₈ "	1 ¹ / ₄ "	28 ¹ / ₂ "	YEPTSSFEX2830R()	392.	608.	698.	1,154.



Telescope End Panels for Single Sided Extended Electric Base, Right Hand, 42"H	For use with 24"D Single Sided Tables	30 ⁵ / ₈ "	1 ¹ / ₄ "	42"	YEPTSSFEX4224R()	693.	831.	955.	1,575.
	For use with 27"D Single Sided Tables	33 ⁵ / ₈ "	1 ¹ / ₄ "	42"	YEPTSSFEX4227R()	778.	934.	1,072.	1,770.
	For use with 30"D Single Sided Tables	36 ⁵ / ₈ "	1 ¹ / ₄ "	42"	YEPTSSFEX4230R()	855.	1,027.	1,180.	1,947.



Telescope End Panels for Single Sided Extended Electric Base, Right Hand, 49"H	For use with 24"D Single Sided Tables	30 ⁵ / ₈ "	1 ¹ / ₄ "	49"	YEPTSSFEX4924R()	915.	1,051.	1,206.	1,994.
	For use with 27"D Single Sided Tables	33 ⁵ / ₈ "	1 ¹ / ₄ "	49"	YEPTSSFEX4927R()	1,027.	1,180.	1,358.	2,241.
	For use with 30"D Single Sided Tables	36 ⁵ / ₈ "	1 ¹ / ₄ "	49"	YEPTSSFEX4930R()	1,141.	1,312.	1,510.	2,490.

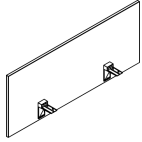


Ordering Information	Order Code	Included With	Options
Telescope End Panels for Single Sided Tables 1. Pattern Number 2. Surface Finish 3. Bracket Paint Finish	Telescope End Panels for Single Sided Tables <i>Example:</i> YEPTSSFES2830RL, 118, 118T YEPT Telescope End Panels SSFES Single Sided Extended Electric 28 Height 30 Width R Right Hand L Laminate 118 Bright White Laminate 118T Bright White Paint	Telescope End Panels for Single Sided Tables Attachment Brackets Hardware	Telescope End Panels for Single Sided Tables (L) = Laminate (V) = Veneer End panels specified in patterned or woodgrain laminate, or veneer have vertical grain direction for all sizes.

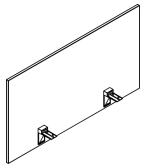
Fabric

For 42" and 49" High Horizon

description	w	d	h	pattern no.	base grade 10	plus gr. 20	plus gr. 30	plus gr. 40	plus gr. 45
Fabric Screens with Partial Modesty For Telescope Dual Tables, 42"H Horizon	47"	1 1/4"	20"	YPSB2047F()	\$1,148.	\$29.	\$59.	\$88.	\$114.
	53"	1 1/4"	20"	YPSB2053F()	1,235.	31.	60.	93.	123.
	59"	1 1/4"	20"	YPSB2059F()	1,311.	32.	65.	99.	130.
	65"	1 1/4"	20"	YPSB2065FRR	1,370.	34.	69.	103.	136.
	71"	1 1/4"	20"	YPSB2071FRR	1,413.	34.	70.	104.	141.
	77"	1 1/4"	20"	YPSB2077FRR	1,522.	39.	77.	115.	152.
	83"	1 1/4"	20"	YPSB2083FRR	1,647.	41.	82.	124.	164.



Fabric Screens with Partial Modesty For Telescope Dual Tables, 49"H Horizon	47"	1 1/4"	26"	YPSB2647F()	1,343.	35.	67.	101.	135.
	53"	1 1/4"	26"	YPSB2653F()	1,438.	36.	71.	107.	144.
	59"	1 1/4"	26"	YPSB2659F()	1,501.	35.	73.	110.	148.
	65"	1 1/4"	26"	YPSB2665FRR	1,564.	39.	79.	118.	157.
	71"	1 1/4"	26"	YPSB2671FRR	1,632.	40.	83.	123.	164.
	77"	1 1/4"	26"	YPSB2677FRR	1,762.	44.	88.	132.	176.
	83"	1 1/4"	26"	YPSB2683FRR	1,903.	48.	96.	143.	192.



Ordering Information

Desk Screens

1. Pattern Number
2. Inside Fabric Finish
3. Outside Fabric Finish
4. Frame Paint Finish
5. Bracket Paint Finish

Order Code

Desk Screens

Example: **YPSB2047F, W1077, 118T**

YPSB	Desk Screen
20	Height
47	Width
F	Fabric
W1077	Element
W1077	Element
118T	Bright White Paint
118T	Bright White Paint

Included With

Desk Screens

Brackets
Hardware

Options

Desk Screens

The price of screens specified with a combination of fabrics is the higher of the two fabric grades.

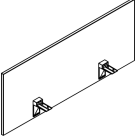
(RR) Fabric is applied railroaded.

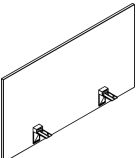
***Upcharges are per grade for each side.**

Desk Screens for Telescope Dual Tables

Laminate, Markerboard or Veneer

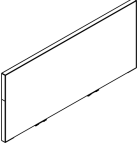
For 42" and 49" High Horizon

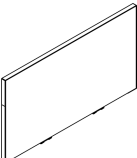
description	w	d	h	pattern no.	Laminate (L)	Laminate (LM)	V1 (V)	V2 (V)	V3 (V)
Screens with Partial Modesty For Telescope Dual Tables, 42"H Horizon	47"	3/4"	20"	YPSB2047()	\$568.	\$877.	\$877.	\$1,009.	\$1,308.
	53"	3/4"	20"	YPSB2053()	579.	906.	906.	1,045.	1,354.
	59"	3/4"	20"	YPSB2059()	587.	980.	980.	1,130.	1,471.
	65"	3/4"	20"	YPSB2065()	596.	1,026.	1,026.	1,179.	1,533.
	71"	3/4"	20"	YPSB2071()	606.	1,060.	1,060.	1,218.	1,581.
	77"	3/4"	20"	YPSB2077()	667.	1,111.	1,111.	1,278.	1,662.
	83"	3/4"	20"	YPSB2083()	734.	1,167.	1,167.	1,342.	1,746.

Screens with Partial Modesty For Telescope Dual Tables, 49"H Horizon	47"	3/4"	26"	YPSB2647()	568.	1,020.	1,020.	1,170.	1,521.
	53"	3/4"	26"	YPSB2653()	579.	1,061.	1,061.	1,218.	1,583.
	59"	3/4"	26"	YPSB2659()	587.	1,179.	1,179.	1,354.	1,761.
	65"	3/4"	26"	YPSB2665()	596.	1,223.	1,223.	1,405.	1,827.
	71"	3/4"	26"	YPSB2671()	764.	1,266.	1,266.	1,453.	1,890.
	77"	3/4"	26"	YPSB2677()	839.	1,329.	1,329.	1,526.	1,983.
	83"	3/4"	26"	YPSB2683()	925.	1,397.	1,397.	1,606.	2,084.

Ordering Information	Order Code	Included With	Options
Desk Screens	Desk Screens	Desk Screens	Desk Screens
1. Pattern Number	<i>Example:</i> YPSB2047V, 006B,	Brackets	Finish Options:
2. Inside Fabric Finish	118T	Hardware	(L) = Laminate
3. Outside Fabric Finish	YPSB Desk Screen		(LM) = Markerboard
4. Frame Paint Finish	20 Height		(V) = Veneer
5. Bracket Paint Finish	47 Width		
	V Veneer		
	006B Maple		
	118T Bright White Paint		

Fabric
For 42" High Horizon

description	w	d	h	pattern no.	base grade 10	plus gr. 20	plus gr. 30	plus gr. 40	plus gr. 45
Fabric Screens For Telescope Dual Table Beam, Standard Height Range, 42" High Horizon 	48"	1 1/4"	22"	YPSCT2248F()	\$1,337.	\$33.	\$67.	\$100.	\$134.
	54"	1 1/4"	22"	YPSCT2254F()	1,362.	33.	66.	100.	134.
	60"	1 1/4"	22"	YPSCT2260F()	1,389.	35.	70.	105.	139.
	66"	1 1/4"	22"	YPSCT2266FRR	1,670.	42.	82.	125.	168.
	72"	1 1/4"	22"	YPSCT2272FRR	1,739.	43.	87.	131.	173.
	78"	1 1/4"	22"	YPSCT2278FRR	1,806.	45.	89.	135.	180.
	84"	1 1/4"	22"	YPSCT2284FRR	1,890.	46.	95.	142.	190.

Fabric Screens For Telescope Dual Table Beam, Extended Height Range, 42" High Horizon 	48"	1 1/4"	26"	YPSCT2648F()	1,415.	35.	70.	105.	141.
	54"	1 1/4"	26"	YPSCT2654F()	1,438.	36.	72.	108.	144.
	60"	1 1/4"	26"	YPSCT2660F()	1,477.	37.	73.	110.	147.
	66"	1 1/4"	26"	YPSCT2666FRR	1,684.	42.	83.	126.	168.
	72"	1 1/4"	26"	YPSCT2672FRR	1,796.	44.	89.	134.	179.
	78"	1 1/4"	26"	YPSCT2678FRR	1,880.	47.	95.	142.	188.
	84"	1 1/4"	26"	YPSCT2684FRR	2,003.	49.	100.	149.	199.

Antenna Telescope

Ordering Information

Center Screens

1. Pattern Number
2. Inside Fabric Finish
3. Outside Fabric Finish
4. Frame Paint Finish

Order Code

Center Screens

Example: **YPSCT2248F, W1077, W1077, 118T**

YPSCT	Telescope Center Screen
22	Height
48	Width
F	Fabric
W1077	Element
W1077	Element
118T	Bright White Paint
118T	Bright White Paint

Included With

Center Screens

Brackets
Hardware

Options

Center Screens

The price of screens specified with a combination of fabrics is the higher of the two fabric grades.

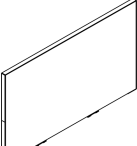
(RR) Fabric is applied railroaded

***Upcharges are per grade for each side.**

Center Screens for Telescope Dual Tables

Fabric

For 49" High Horizon

description	w	d	h	pattern no.	base grade 10	plus gr. 20	plus gr. 30	plus gr. 40	plus gr. 45
Fabric Screens For Telescope Dual Table Beam, Standard Height Range, 49" High Horizon 	48"	1 1/4"	29"	YPSCT2948F()	\$1,423.	\$36.	\$71.	\$106.	\$144.
	54"	1 1/4"	29"	YPSCT2954F()	1,488.	36.	73.	111.	149.
	60"	1 1/4"	29"	YPSCT2960F()	1,495.	38.	76.	112.	150.
	66"	1 1/4"	29"	YPSCT2966FRR	1,766.	43.	88.	132.	175.
	72"	1 1/4"	29"	YPSCT2972FRR	1,806.	45.	89.	135.	180.
	78"	1 1/4"	29"	YPSCT2978FRR	1,973.	49.	99.	147.	197.
	84"	1 1/4"	29"	YPSCT2984FRR	2,025.	49.	102.	151.	204.

Ordering Information

Center Screens

1. Pattern Number
2. Inside Fabric Finish
3. Outside Fabric Finish
4. Frame Paint Finish

Order Code

Center Screens

Example: **YPSCT2248F, W1077, W1077, 118T**

YPSCT	Telescope Center Screen
22	Height
48	Width
F	Fabric
W1077	Element
W1077	Element
118T	Bright White Paint
118T	Bright White Paint

Included With

Desk Screens

Brackets
Hardware

Options

Center Screens

The price of screens specified with a combination of fabrics is the higher of the two fabric grades.


(RR) Fabric is applied railroaded

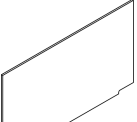
***Upcharges are per grade for each side.**

Center Screens for Telescope Dual Tables

Laminate, Markerboard, Veneer or Glass

For 42" High Horizon

description	w	d	h	pattern no.	Lam. (L)	Markerboard (LM)	V1 (V)	V2 (V)	V3 (V)	Clear Glass (GTEMP)	Powder Glass (GGL13)	Grey Tinted Glass (GGL35)
Screens For Telescope Dual Table Beam, Standard Height Range, 42" High Horizon 	48"	1/2"	22"	YPSCT2248()	\$663.	\$1,093.	\$1,272.	\$1,655.	\$2,316.	\$1,351.	\$1,946.	\$2,491.
	54"	1/2"	22"	YPSCT2254()	684.	1,131.	1,303.	1,693.	2,368.	1,460.	2,130.	2,733.
	60"	1/2"	22"	YPSCT2260()	741.	1,222.	1,351.	1,757.	2,461.	1,558.	2,303.	3,003.
	66"	1/2"	22"	YPSCT2266()	763.	1,258.	1,387.	1,805.	2,525.	1,667.	2,491.	3,219.
	72"	1/2"	22"	YPSCT2272()	787.	1,300.	1,416.	1,841.	2,579.	1,774.	2,668.	3,505.
	78"	1/2"	22"	YPSCT2278()	808.	1,332.	1,466.	1,906.	2,670.	1,881.	2,848.	3,700.
	84"	1/2"	22"	YPSCT2284()	814.	1,341.	1,474.	1,915.	2,682.	1,989.	3,033.	3,941.

Screens For Telescope Dual Table Beam, Extended Height Range, 42" High Horizon 	48"	1/2"	26"	YPSCT2648()	683.	1,130.	1,331.	1,730.	2,423.	1,474.	2,168.	2,794.
	54"	1/2"	26"	YPSCT2654()	707.	1,168.	1,367.	1,776.	2,487.	1,588.	2,375.	3,074.
	60"	1/2"	26"	YPSCT2660()	765.	1,264.	1,403.	1,823.	2,552.	1,711.	2,582.	3,355.
	66"	1/2"	26"	YPSCT2666()	791.	1,305.	1,460.	1,898.	2,655.	1,830.	2,789.	3,634.
	72"	1/2"	26"	YPSCT2672()	816.	1,345.	1,495.	1,945.	2,720.	1,952.	3,003.	3,920.
	78"	1/2"	26"	YPSCT2678()	842.	1,387.	1,551.	2,019.	2,826.	2,075.	3,205.	4,197.
	84"	1/2"	26"	YPSCT2684()	866.	1,428.	1,588.	2,065.	2,889.	2,189.	3,412.	4,471.

Antenna Telescope

Order Information

- Center Screens**
1. Pattern Number
 2. Surface Finish
 3. Bracket Paint Finish

Order Code

Center Screens	
<i>Example:</i> YPSCT2248L, 118 118T	
YPSCT	Telescope Center Screen
22	Height
48	Width
L	Laminate
118	Bright White
118T	Bright White Paint

Included With

Center Screens
Brackets
Hardware

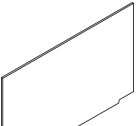
Options


**Center Screens
Finish Options**

(L) = Laminate
(LM) = Markerboard
(V) = Veneer
(GTEMP) = Clear Glass
(GGL13) = Powder Glass
(GGL35) = Grey Tinted Glass

All Telescope center screens will have grain direction running horizontally.

Center Screens for Telescope Dual Tables
 Laminate, Markerboard, Veneer or Glass
 For 49" High Horizon

description	w	d	h	pattern no.	Lam. (L)	Markerboard (LM)	V1 (V)	V2 (V)	V3 (V)	Clear Glass (GTEMP)	Powder Glass (GGL13)	Grey Tinted Glass (GGL35)
Screens For Telescope Dual Table Beam, Standard Height Range, 49" High Horizon 	48"	1/2"	29"	YPSCT2948()	\$694.	\$1,143.	\$1,344.	\$1,748.	\$2,448.	\$1,532.	\$2,284.	\$2,949.
	54"	1/2"	29"	YPSCT2954()	719.	1,183.	1,387.	1,805.	2,525.	1,658.	2,504.	3,248.
	60"	1/2"	29"	YPSCT2960()	777.	1,280.	1,422.	1,851.	2,591.	1,782.	2,718.	3,540.
	66"	1/2"	29"	YPSCT2966()	802.	1,327.	1,481.	1,925.	2,696.	1,909.	2,939.	3,841.
	72"	1/2"	29"	YPSCT2972()	829.	1,367.	1,522.	1,981.	2,774.	2,037.	3,161.	4,133.
	78"	1/2"	29"	YPSCT2978()	854.	1,409.	1,582.	2,055.	2,877.	2,160.	3,384.	4,435.
	84"	1/2"	29"	YPSCT2984()	881.	1,451.	1,618.	2,101.	2,942.	2,290.	3,605.	4,736.

Screens For Telescope Dual Table Beam, Extended Height Range, 49" High Horizon 	48"	1/2"	33"	YPSCT3348()	712.	1,175.	1,403.	1,823.	2,552.	1,682.	2,563.	3,335.
	54"	1/2"	33"	YPSCT3354()	742.	1,224.	1,460.	1,898.	2,655.	1,825.	2,819.	3,685.
	60"	1/2"	33"	YPSCT3360()	802.	1,327.	1,503.	1,952.	2,734.	1,967.	3,068.	4,026.
	66"	1/2"	33"	YPSCT3366()	832.	1,373.	1,565.	2,036.	2,851.	2,109.	3,320.	4,364.
	72"	1/2"	33"	YPSCT3372()	860.	1,418.	1,610.	2,093.	2,929.	2,254.	3,578.	4,707.
	78"	1/2"	33"	YPSCT3378()	888.	1,466.	1,675.	2,176.	3,046.	2,396.	3,826.	5,043.
	84"	1/2"	33"	YPSCT3384()	917.	1,511.	1,717.	2,231.	3,125.	2,538.	4,079.	5,394.

Order Information

Center Screens

1. Pattern Number
2. Surface Finish
3. Bracket Paint Finish

Order Code

Center Screens

Example: **YPSCT2248L, 118 118T**
YPSCT Telescope Center Screen
22 Height
48 Width
L Laminate
118 Bright White
118T Bright White Paint

Included With

Center Screens

Brackets
Hardware

Options

**Center Screens
Finish Options**

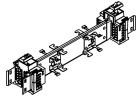
(L) = Laminate
 (LM) = Markerboard
 (V) = Veneer
 (GTEMP) = Clear Glass
 (GGL13) = Powder Glass
 (GGL35) = Grey Tinted Glass

All Telescope center screens will
have grain direction running
horizontally.

Telescope Power and Cable Management


Electrical Components for Telescope Dual Tables


2 + 2, 3 + 3 and 4-4-2 Electrical Systems

description	type	w	d	h	pattern no.	list
 Power Harnesses	2+2, (2) Duplex Outlets per Side	12"	2"	2"	YRPHE12	\$276.
	2+2, (4) Duplex Outlets per Side	24"	2"	2"	YRPHE24	499.
	3+3, (2) Duplex Outlets per Side	12"	2"	2"	YRPHT12	312.
	3+3, (4) Duplex Outlets per Side	24"	2"	2"	YRPHT24	602.
	4-4-2, (2) Duplex Outlets per Side	12"	2"	2"	YRPHX12	328.
	4-4-2, (4) Duplex Outlets per Side	24"	2"	2"	YRPHX24	629.

Communications Mounting Box	Below Desk or Big Table				YR1CMB	62.
-----------------------------	-------------------------	--	--	--	---------------	-----



description	type	w	d	h	pattern no.	list
 Duplex Receptacles	Circuit A	1 1/2"	1"	4 1/2"	YR1DA	63.
	Circuit B	1 1/2"	1"	4 1/2"	YR1DB	63.
	Circuit C	1 1/2"	1"	4 1/2"	YR1DC	63.
	Circuit X	1 1/2"	1"	4 1/2"	YR1DX	63.
	Circuit X, black with orange triangle	1 1/2"	1"	4 1/2"	YR1DXT	63.
	Circuit X, orange with black triangle	1 1/2"	1"	4 1/2"	YR1DXO	63.
	Circuit Y	1 1/2"	1"	4 1/2"	YR1DY	63.
	Circuit Y, black with orange triangle	1 1/2"	1"	4 1/2"	YR1DYT	63.
	Circuit Y, orange with black triangle	1 1/2"	1"	4 1/2"	YR1DYO	63.
	Circuit Z	1 1/2"	1"	4 1/2"	YR1DZ	63.
	Circuit Z, black with orange triangle	1 1/2"	1"	4 1/2"	YR1DZT	63.
	Circuit Z, orange with black triangle	1 1/2"	1"	4 1/2"	YR1DZO	63.

description	type	w	d	h	pattern no.	list
 Duplex Receptacles for 4-4-2	Circuit 1	1 1/2"	1"	4 1/2"	YR1D1	68.
	Circuit 1, with controlled symbol	1 1/2"	1"	4 1/2"	YR1D1C	68.
	Circuit 2	1 1/2"	1"	4 1/2"	YR1D2	68.
	Circuit 2, with controlled symbol	1 1/2"	1"	4 1/2"	YR1D2C	68.
	Circuit 3	1 1/2"	1"	4 1/2"	YR1D3	68.
	Circuit 3, orange with black triangle	1 1/2"	1"	4 1/2"	YR1D3O	68.
	Circuit 3, with controlled symbol	1 1/2"	1"	4 1/2"	YR1D3C	68.
	Circuit 4	1 1/2"	1"	4 1/2"	YR1D4	68.
	Circuit 4, orange with black triangle	1 1/2"	1"	4 1/2"	YR1XD4O	73.
	Circuit 4, with controlled symbol	1 1/2"	1"	4 1/2"	YR1D4C	68.

Ordering Information

Electrical Components

1. Pattern Number

Mounting Brackets

1. Pattern Number
2. Paint Finish

Raceway Covers/End Caps

1. Pattern Number
2. Paint Finish

Communication Mounting Box

1. Pattern Number
2. Paint Finish

Order Code

Electrical Components

Example: **YRPHT12**

YRPHT Power Harness

12 Width

Raceway Covers

Example: **YRC18D, 118T**

YRC Raceway Covers

18 Width

D Outlets Both Sides

118T Bright White Paint

Included With

Power Harness

Center Beam Attachment

Mounting Brackets

Attachment Hardware

Communication Mounting Box

Attachment Hardware

Electrical Components

Duplex Outlets


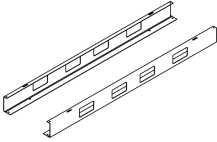


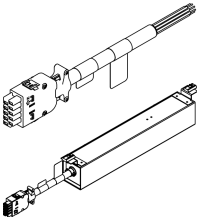
111 = Jet Black
118 = Bright White

Suffix **C** = Controlled circuit symbol
Suffix **O** = Orange outlet with black triangle
Suffix **T** = Black outlet with orange triangle

Telescope Power and Cable Management

Electrical Components for Telescope Dual Tables

2 + 2, 3 + 3 and 4-4-2 Electrical Systems

description	type	w	d	h	pattern no.	list
Outlet Fillers	Package of 10	1 1/4"	1/4"	2 1/2"	YROF	\$56.
						
Raceway Covers (pair)	For 12" wide power harness, outlets both sides	18"	3"	3"	YR1C18D	148.
	For 12" wide power harness, outlets one side	18"	3"	3"	YR1C18S	148.
	For 24" wide power harness, outlets both sides	30"	3"	3"	YR1C30D	178.
	For 24" wide power harness, outlets one side	30"	3"	3"	YR1C30S	178.
 <p>(shown 30")</p>						
Raceway End Cap	Package of 2	3/8"	3"	3"	YRCE	25.
						
Covers for Exposed End of Power Harness	Package of 10	1"	1"	2"	YR1CP	280.
						
Infeeds	2+2 Hardwire Infeed for New York City	85"	2 1/8"	2 3/8"	YR1EPNY	670.
	2+2 Modular Base Infeed	85"	2 1/8"	2 3/8"	YR1EDPI	305.
	3+3 Hardwire Infeed for New York City	85"	2 1/8"	2 3/8"	YR1TPNY	703.
	3+3 Modular Base Infeed	85"	2 1/8"	2 3/8"	YR1TDPI	352.
	4-4-2 Hardwire Infeed for New York City	85"	2 1/8"	2 3/8"	YR1XPNY	742.
	4-4-2 Modular Base Infeed	85"	2 1/8"	2 3/8"	YR1XDPI	367.
						

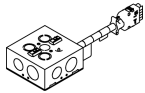
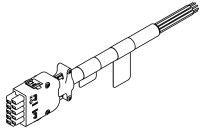
Ordering Information	Order Code	Included With	
Electrical Components	Electrical Components	Power Harness	Electrical Components
1. Pattern Number	<i>Example:</i> YRPHT12	Center Beam Attachment	Duplex Outlets
Mounting Brackets	YRPHT Power Harness	Mounting Brackets	111 = Jet Black
1. Pattern Number	12 Width	Attachment Hardware	118 = Bright White
2. Paint Finish	Raceway Covers	Communication Mounting Box	Suffix C = Controlled circuit symbol
Raceway Covers/End Caps	<i>Example:</i> YRC18D, 118T	Attachment Hardware	Suffix O = Orange outlet with black triangle
1. Pattern Number	YRC Raceway Covers		Suffix T = Black outlet with orange triangle
2. Paint Finish	18 Width		
Communication Mounting Box	D Outlets Both Sides		
1. Pattern Number	118T Bright White Paint		
2. Paint Finish			

Telescope Power and Cable Management

Electrical Components for Telescope Dual Tables

2 + 2, 3 + 3 and 4-4-2 Electrical Systems

description	type	w	d	h	pattern no.	list
Ceiling infeed passing through Interpole to Antenna desk, Big Table or Fence	2+2				YR1EPIC12	\$665.
	2+2				YR1EPIC20	1,208.
	3+3				YR1TPIC12	719.
	3+3				YR1TPIC20	1,268.
	4-4-2				YR1XPIC12	756.
	4-4-2				YR1XPIC20	1,331.
Compact Infeeds	2+2 Hardwire Infeed for New York City				YR1ECNY	540.
	3+3 Hardwire Infeed for New York City				YR1TCNY	560.
	4-4-2 Hardwire Infeed for New York City				YR1XCNY	603.

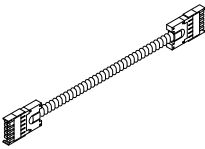
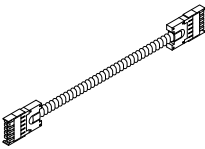


Ordering Information	Order Code	Included With	
Electrical Components	Electrical Components	Power Harness	Electrical Components
1. Pattern Number	<i>Example:</i> YRPHT12	Center Beam Attachment	Duplex Outlets
Mounting Brackets	YRPHT Power Harness	Mounting Brackets	111 = Jet Black
1. Pattern Number	12 Width	Attachment Hardware	118 = Bright White
2. Paint Finish	Raceway Covers	Communication Mounting Box	Suffix C = Controlled circuit symbol
Raceway Covers/End Caps	<i>Example:</i> YRC18D, 118T	Attachment Hardware	Suffix O = Orange outlet with black triangle
1. Pattern Number	YRC Raceway Covers		Suffix T = Black outlet with orange triangle
2. Paint Finish	18 Width		
Communication Mounting Box	D Outlets Both Sides		
1. Pattern Number	118T Bright White Paint		
2. Paint Finish			

Telescope Power and Cable Management

Electrical Components for Telescope Dual Tables

2 + 2, 3 + 3 and 4-4-2 Electrical Systems

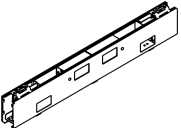
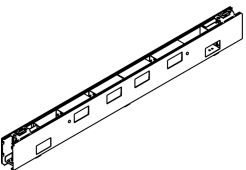


description	type	w	d	h	pattern no.	list
 <p>Jumper Cable, 2+2</p>	For 12" between power harnesses	12"	1"	1"	YR1EJ12	\$161.
	For 18" between power harnesses	18"	1"	1"	YR1EJ18	172.
	For 24" between power harnesses	24"	1"	1"	YR1EJ24	183.
	For 30" between power harnesses	30"	1"	1"	YR1EJ30	196.
	For 36" between power harnesses	36"	1"	1"	YR1EJ36	207.
	For 42" between power harnesses	42"	1"	1"	YR1EJ42	227.
	For 48" between power harnesses	48"	1"	1"	YR1EJ48	239.
	For 54" between power harnesses	54"	1"	1"	YR1EJ54	248.
	For 60" between power harnesses	60"	1"	1"	YR1EJ60	265.
	For 66" between power harnesses	66"	1"	1"	YR1EJ66	276.
	For 72" between power harnesses	72"	1"	1"	YR1EJ72	288.
 <p>Jumper Cable, 3+3</p>	For 12" between power harnesses	12"	1"	1"	YR1TJ12	207.
	For 18" between power harnesses	18"	1"	1"	YR1TJ18	224.
	For 24" between power harnesses	24"	1"	1"	YR1TJ24	239.
	For 30" between power harnesses	30"	1"	1"	YR1TJ30	253.
	For 36" between power harnesses	36"	1"	1"	YR1TJ36	271.
	For 42" between power harnesses	42"	1"	1"	YR1TJ42	296.
	For 48" between power harnesses	48"	1"	1"	YR1TJ48	309.
	For 54" between power harnesses	54"	1"	1"	YR1TJ54	319.
	For 60" between power harnesses	60"	1"	1"	YR1TJ60	344.
	For 66" between power harnesses	66"	1"	1"	YR1TJ66	356.
	For adjacent power harnesses	7"	1"	1"	YR1TJ7	275.
	For 72" between power harnesses	72"	1"	1"	YR1TJ72	373.

Ordering Information	Order Code	Included With	Options
Electrical Components 1. Pattern Number	Electrical Components <i>Example:</i> YRPHT12	Power Harness Center Beam Attachment	Electrical Components
Mounting Brackets 1. Pattern Number 2. Paint Finish	YRPHT Power Harness 12 Width	Mounting Brackets Attachment Hardware	
Raceway Covers/End Caps 1. Pattern Number 2. Paint Finish	Raceway Covers <i>Example:</i> YRC18D, 118T YRC Raceway Covers 18 Width	Communication Mounting Box Attachment Hardware	
Communication Mounting Box 1. Pattern Number 2. Paint Finish	D Outlets Both Sides 118T Bright White Paint		

Telescope Power and Cable Management

Hardwire Raceway

For Antenna Telescope

description	type	w	d	h	pattern no.	list
Dual Hardwire Raceway, 30"	(2) Duplex cutouts per side (2) Data cutouts per side	30"	2"	4"	YR1H30D	\$1,317.
						
Dual Hardwire Raceway, 42"	(4) Duplex cutouts per side (2) Data cutouts per side	42"	2"	4"	YR1H424D	1,824.
						
Flat end cover					YR1HFE	183.
						
Extended end cover					YR1HEE	44.
						

Ordering Information

Hardwire Raceway

1. Pattern Number

Order Code

Hardwire Raceway

Example: **YR1H30D**

YR1 Antenna

H Hardwire

30 Width



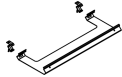


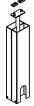

D 2 Data knockouts

Included With

Options

Telescope Power and Cable Management

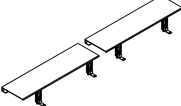
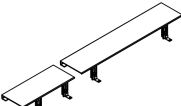
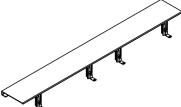
Power Strip, Cleat Plate and Cleat Plate Cover

description	type	w	d	h	pattern no.	list
 Power Strip	For Telescope Dual Table, 4 Outlets	12"	1 1/2"	1 1/2"	YR1TPS12	\$513.
	For Telescope Dual Table, 8 Outlets	24"	1 1/2"	1 1/2"	YR1TPS24	543.
 Cleat Plate	For Telescope Dual Table	25"	3 3/4"	2 1/4"	YR1TCP	170.
 Cleat Plate Cover	For 48", 54" and 60"W Telescope 120 Degree Tables	19 1/2"	10 1/2"	2 1/8"	YR1TCPC20	166.
	For 48"W Telescope Dual Table	27 1/2"	10 1/2"	2 1/8"	YR1TCPC28	166.
	For 54" - 84"W Telescope Dual Tables	30"	10 1/2"	2 1/8"	YR1TCPC30	166.
 Z-Manager	For Telescope Extended Electric Height Range				YR1TZEX	216.
	For Telescope Standard Electric Height Range				YR1TZES	208.
 Telescope Communications Mounting Plate	For Telescope Dual Table	4 3/4"	1 1/2"	2 3/4"	YR1TCMP	146.
 Telescope Vertical Wire Manager	For Telescope Extended Electric Height Range				YR1VWM313	511.
	For Telescope Standard Electric Height Range				YR1VWM318	517.
 Telescope Y-base Vertical Wire Manager	For Telescope Y-base Tables	3/4"	3/4"	19 1/2"	YR1TYVWM	44.

Ordering Information	Order Code	Included With	Options
Telescope Power Strip 1. Pattern Number 2. Bracket Paint Finish	Telescope Power Strip <i>Example:</i> YR1TPS24, 118T YR1TPS Telescope Power Strip 24 Width 118T Bright White Textured Paint	Telescope Power Strip Brackets Attachment Hardware Cleat Plate Wood Screws Data Tray Cover Pair of covers for one workstation Attachment Hardware	Telescope Power Strip
Cleat Plate 1. Pattern Number			
Cleat Plate Cover 1. Pattern Number 2. Paint Finish			

Telescope Power and Cable Management

Data Tray Covers



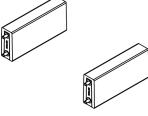



description	type	w	d	h	pattern no.	list
 <p>Telescope Data Tray Covers (pair), with centered cutout for Z-Manager</p>	For use with Telescope Utility Tray	48"	5 1/4"	3/4"	YR1TTC48	\$585.
	For use with Telescope Utility Tray	54"	5 1/4"	3/4"	YR1TTC54	599.
	For use with Telescope Utility Tray	60"	5 1/4"	3/4"	YR1TTC60	607.
	For use with Telescope Utility Tray	66"	5 1/4"	3/4"	YR1TTC66	622.
	For use with Telescope Utility Tray	72"	5 1/4"	3/4"	YR1TTC72	628.
	For use with Telescope Utility Tray	78"	5 1/4"	3/4"	YR1TTC78	644.
	For use with Telescope Utility Tray	84"	5 1/4"	3/4"	YR1TTC84	657.
 <p>Telescope Data Tray Covers (pair), with offset cutout for Z-Manager</p>	For use with Telescope Utility Tray	48"	5 1/4"	3/4"	YR1TTCA48	585.
	For use with Telescope Utility Tray	54"	5 1/4"	3/4"	YR1TTCA54	599.
	For use with Telescope Utility Tray	60"	5 1/4"	3/4"	YR1TTCA60	607.
	For use with Telescope Utility Tray	66"	5 1/4"	3/4"	YR1TTCA66	622.
	For use with Telescope Utility Tray	72"	5 1/4"	3/4"	YR1TTCA72	628.
	For use with Telescope Utility Tray	78"	5 1/4"	3/4"	YR1TTCA78	644.
	For use with Telescope Utility Tray	84"	5 1/4"	3/4"	YR1TTCA84	657.
 <p>Telescope Full Width Tray Covers, no cutout for Z-Manager</p>	For use with Telescope Utility Tray	48"	5 1/4"	3/4"	YR1TTCF48	585.
	For use with Telescope Utility Tray	54"	5 1/4"	3/4"	YR1TTCF54	599.
	For use with Telescope Utility Tray	60"	5 1/4"	3/4"	YR1TTCF60	607.

Antenna Telescope

Ordering Information	Order Code	Included With	Options
Telescope Power Strip 1. Pattern Number 2. Bracket Paint Finish Cleat Plate 1. Pattern Number Cleat Plate Cover 1. Pattern Number 2. Paint Finish	Telescope Power Strip <i>Example:</i> YR1TPS24, 118T YR1TPS Telescope Power Strip 24 Width 118T Bright White Textured Paint	Telescope Power Strip Brackets Attachment Hardware Cleat Plate Wood Screws Data Tray Cover Pair of covers for one workstation Attachment Hardware	Telescope Power Strip

Telescope Accessories

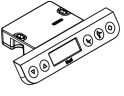
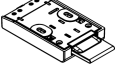
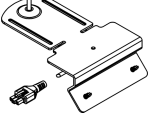
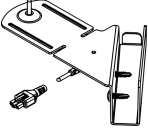
Telescope Accessories

description	type	w	d	h	pattern no.	list
Helical Glide Shroud 	For Telescope Dual Table	2 1/3"	2 1/3"	2 3/4"	YBTHS	\$77.
Figure-8 Column Connector (pair) 	For Telescope Dual Table	10 3/5"	2 3/4"	1/8"	YBTF8	176.
Telescope Connection Link Kit 	For Telescope Dual Table	6 1/2"	1 1/8"	3"	YBTCL	171.
Telescope Glass Vertical Alignment Trim 	For use between Telescope 22"High Glass Center Screens	1/4"	1/2"	22"	YPSCTGT22	52.
	For use between Telescope 26"High Glass Center Screens	1/4"	1/2"	26"	YPSCTGT26	60.
	For use between Telescope 29"High Glass Center Screens	1/4"	1/2"	29"	YPSCTGT29	60.
	For use between Telescope 33"High Glass Center Screens	1/4"	1/2"	33"	YPSCTGT33	69.
Telescope Ballast 	For Telescope Fixed Height Dual Tables			13"	YBTKB5	262.
	For Telescope Fixed Height Dual Tables			26"	YBTKB10	373.
Telescope Carpet Grippers 	kit of 4	1 1/2"	1 1/2"	1/2"	YKTCG	22.
Telescope Power Supply, Extra	For Telescope 120 Degree Station		1 1/2"	1 1/2"	YR1TPS	553.

Ordering Information	Order Code	Included With	Options
Helical Glide Shroud	Helical Glide Shroud		
1. Pattern Number	<i>Example:</i> YBTHS		
Figure-8 Column Connector	YBT Antenna Telescope		
1. Top Finish Type	HS Helical Glide Shroud		
2. Paint Finish			

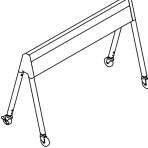
Telescope Accessories

Telescope Accessories

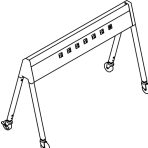
description	type	w	d	h	pattern no.	list
Digital Control Switch 	For Telescope Dual Table				YB2DPD	\$502.
Telescope Toggle Switch 	Grey Toggle Telescope Dual Table	2 1/2"		3/4"	YBTG	374.
	Red Toggle Telescope Dual Table	2 1/2"		3/4"	YBTR	374.
Telescope Worksurface Collision Sensor 	For use on Telescope Dual tables and Y-base tables with rails	4"	6"	1 3/4"	YR1TWCS	274.
Telescope Y-base Worksurface Collision Sensor 	For use on Telescope Y-base tables	4"	7 3/4"	2 1/4"	YR1TYWCS	350.

Ordering Information	Order Code	Included With	Options
Telescope Worksurface Collision Sensor 1. Pattern Number 2. Paint Finish	Telescope Worksurface Collision Sensor <hr/> <i>Example:</i> YR1TWCS <hr/> YR1T Telescope <hr/> WCS Worksurface Collision Sensor <hr/>	Telescope Worksurface Collision Sensor Attachment Hardware	Telescope Worksurface Collision Sensor

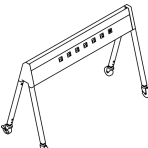
Independent Horsepower 25" High

description	type	w	d	h	pattern no.	list
Independent Horsepower, 25"H, Non-powered 	Freestanding Horsepower Unit	24"	15"	25"	YHP1K2425NC	\$1,406.
	Freestanding Horsepower Unit	24"	15"	25"	YHP1K2425NG	1,362.
	Freestanding Horsepower Unit	30"	15"	25"	YHP1K3025NC	1,476.
	Freestanding Horsepower Unit	30"	15"	25"	YHP1K3025NG	1,434.
	Freestanding Horsepower Unit	36"	15"	25"	YHP1K3625NC	1,626.
	Freestanding Horsepower Unit	36"	15"	25"	YHP1K3625NG	1,583.
	Freestanding Horsepower Unit	48"	15"	25"	YHP1K4825NC	1,807.
	Freestanding Horsepower Unit	48"	15"	25"	YHP1K4825NG	1,762.

Independent Horsepower with Caster shown

Independent Horsepower, 25"H, Powered one side 	Freestanding Horsepower Unit	24"	15"	25"	YHP1K2425P1C	2,580.
	Freestanding Horsepower Unit	24"	15"	25"	YHP1K2425P1G	2,536.
	Freestanding Horsepower Unit	30"	15"	25"	YHP1K3025P1C	2,845.
	Freestanding Horsepower Unit	30"	15"	25"	YHP1K3025P1G	2,800.
	Freestanding Horsepower Unit	36"	15"	25"	YHP1K3625P1C	2,953.
	Freestanding Horsepower Unit	36"	15"	25"	YHP1K3625P1G	2,910.
	Freestanding Horsepower Unit	48"	15"	25"	YHP1K4825P1C	3,954.
	Freestanding Horsepower Unit	48"	15"	25"	YHP1K4825P1G	3,913.

Independent Horsepower with Caster shown

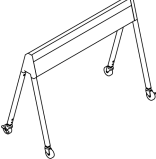
Independent Horsepower, 25"H, Powered both sides 	Freestanding Horsepower Unit	24"	15"	25"	YHP1K2425P2C	3,079.
	Freestanding Horsepower Unit	24"	15"	25"	YHP1K2425P2G	3,037.
	Freestanding Horsepower Unit	30"	15"	25"	YHP1K3025P2C	3,411.
	Freestanding Horsepower Unit	30"	15"	25"	YHP1K3025P2G	3,367.
	Freestanding Horsepower Unit	36"	15"	25"	YHP1K3625P2C	3,510.
	Freestanding Horsepower Unit	36"	15"	25"	YHP1K3625P2G	3,467.
	Freestanding Horsepower Unit	48"	15"	25"	YHP1K4825P2C	4,658.
	Freestanding Horsepower Unit	48"	15"	25"	YHP1K4825P2G	4,613.

Independent Horsepower with Caster shown

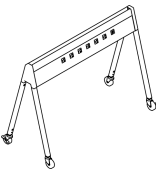
Ordering Information	Order Code	Included With	Options
Independent Horsepower 1. Pattern Number 2. Frame Paint Finish 3. Outlet Cover Finish	Independent Horsepower <i>Example:</i> YHP1K2425P2C, 118T, 118T YHP1K Independent Horsepower 24 Width 25 Height P2 Powered Both Sides C Casters 118T Bright White Textured Paint 118T Bright White Textured Paint	Independent Horsepower End Legs Beam Covers Plugstrip (if specified with power) Leveling Glides or Casters Attachment Hardware	Independent Horsepower (C) Glides (C) Caster

Independent Horsepower

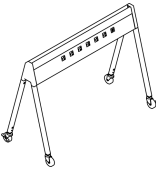
28 1/2" High

description	type	w	d	h	pattern no.	list
Independent Horsepower, 28"H, Non-powered 	Freestanding Horsepower Unit	24"	16 3/4"	28 1/2"	YHP1K2428NC	\$1,434.
	Freestanding Horsepower Unit	24"	16 3/4"	28 1/2"	YHP1K2428NG	1,388.
	Freestanding Horsepower Unit	30"	16 3/4"	28 1/2"	YHP1K3028NC	1,506.
	Freestanding Horsepower Unit	30"	16 3/4"	28 1/2"	YHP1K3028NG	1,461.
	Freestanding Horsepower Unit	36"	16 3/4"	28 1/2"	YHP1K3628NC	1,654.
	Freestanding Horsepower Unit	36"	16 3/4"	28 1/2"	YHP1K3628NG	1,613.
	Freestanding Horsepower Unit	48"	16 3/4"	28 1/2"	YHP1K4828NC	1,833.
	Freestanding Horsepower Unit	48"	16 3/4"	28 1/2"	YHP1K4828NG	1,791.

Independent Horsepower with Caster shown

Independent Horsepower, 28"H, Powered one side 	Freestanding Horsepower Unit	24"	16 3/4"	28 1/2"	YHP1K2428P1C	2,607.
	Freestanding Horsepower Unit	24"	16 3/4"	28 1/2"	YHP1K2428P1G	2,567.
	Freestanding Horsepower Unit	30"	16 3/4"	28 1/2"	YHP1K3028P1C	2,873.
	Freestanding Horsepower Unit	30"	16 3/4"	28 1/2"	YHP1K3028P1G	2,831.
	Freestanding Horsepower Unit	36"	16 3/4"	28 1/2"	YHP1K3628P1C	2,980.
	Freestanding Horsepower Unit	36"	16 3/4"	28 1/2"	YHP1K3628P1G	2,937.
	Freestanding Horsepower Unit	48"	16 3/4"	28 1/2"	YHP1K4828P1C	3,985.
	Freestanding Horsepower Unit	48"	16 3/4"	28 1/2"	YHP1K4828P1G	3,942.

Independent Horsepower with Caster shown

Independent Horsepower, 28"H, Powered both sides 	Freestanding Horsepower Unit	24"	16 3/4"	28 1/2"	YHP1K2428P2C	3,111.
	Freestanding Horsepower Unit	24"	16 3/4"	28 1/2"	YHP1K2428P2G	3,066.
	Freestanding Horsepower Unit	30"	16 3/4"	28 1/2"	YHP1K3028P2C	3,439.
	Freestanding Horsepower Unit	30"	16 3/4"	28 1/2"	YHP1K3028P2G	3,397.
	Freestanding Horsepower Unit	36"	16 3/4"	28 1/2"	YHP1K3628P2C	3,540.
	Freestanding Horsepower Unit	36"	16 3/4"	28 1/2"	YHP1K3628P2G	3,498.
	Freestanding Horsepower Unit	48"	16 3/4"	28 1/2"	YHP1K4828P2C	4,687.
	Freestanding Horsepower Unit	48"	16 3/4"	28 1/2"	YHP1K4828P2G	4,644.

Independent Horsepower with Caster shown

Ordering Information

Independent Horsepower

1. Pattern Number
2. Frame Paint Finish
3. Outlet Cover Finish

Order Code

Independent Horsepower

Example: **YHP1K2428P2C, 118T, 118T**

YHP1K	Independent Horsepower
24	Width
28	Height
P2	Powered Both Sides
C	Casters
118T	Bright White Textured Paint
118T	Bright White Textured Paint

Included With

Independent Horsepower
 End Legs
 Beam
 Covers
 Plugstrip (if specified with power)
 Leveling Glides or Casters
 Attachment Hardware

Options

Independent Horsepower
 (C) Glides
 (C) Caster

Legs for Linked Horsepower 25" and 28¹/₂" High

description	type	w	d	h	pattern no.	list
Horsepower End Leg with Glides		15"	1"	25"	YHP1A25G	\$438.
		16 ³ / ₄ "	1"	28 ¹ / ₂ "	YHP1A28G	451.



Horsepower End Leg with Casters		15"	1"	25"	YHP1A25C	467.
		16 ³ / ₄ "	1"	28 ¹ / ₂ "	YHP1A28C	474.



Horsepower Mid Leg with Glides		15"	1"	25"	YHP1M25	610.
		16 ³ / ₄ "	1"	28 ¹ / ₂ "	YHP1M28	624.



Ordering Information

Horsepower Legs

1. Pattern Number
2. Paint Finish

Order Code

Horsepower Legs

Example: **YHP1A28G, 118T**

YHP1A Horsepower End Leg

28 Height

G Glides

Included With

Horsepower Legs

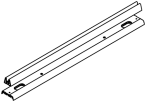
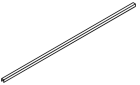
Leg
Leveling Glides or Casters
Attachment Hardware

Options

Horsepower Legs

Beams for Linked Horsepower

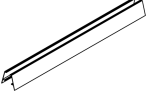
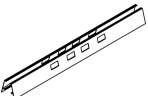
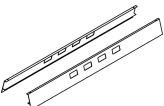
Beam and Top Caps

description	type	w	d	h	pattern no.	list
 Horsepower Beams	For 36" Wide Horsepower	36"W	4 ³ / ₈ "	5 ³ / ₄ "	YHP1B36	\$467.
	For 48" Wide Horsepower	48"W	4 ³ / ₈ "	5 ³ / ₄ "	YHP1B48	595.
	For 60" Wide Horsepower	60"W	4 ³ / ₈ "	5 ³ / ₄ "	YHP1B60	868.
	For 66" Wide Horsepower	66"W	4 ³ / ₈ "	5 ³ / ₄ "	YHP1B66	874.
	For 72" Wide Horsepower	72"W	4 ³ / ₈ "	5 ³ / ₄ "	YHP1B72	882.
 Horsepower Top Caps	For 24" Wide Horsepower Beam	24"W	5/ ₆ "	5/ ₆ "	YCBCC24	61.
	For 30" Wide Horsepower Beam	30"W	5/ ₆ "	5/ ₆ "	YCBCC30	69.
	For 36" Wide Horsepower Beam	36"W	5/ ₆ "	5/ ₆ "	YCBCC36	74.
	For 48" Wide Horsepower Beam	48"W	5/ ₆ "	5/ ₆ "	YCBCC48	77.
	For 60" Wide Horsepower Beam	60"W	5/ ₆ "	5/ ₆ "	YCBCC60	97.
	For 66" Wide Horsepower Beam	66"W	5/ ₆ "	5/ ₆ "	YCBCC66	107.
	For 72" Wide Horsepower Beam	72"W	5/ ₆ "	5/ ₆ "	YCBCC72	114.

Horsepower

Ordering Information	Order Code	Included With	Options
Horsepower Beam 1. Pattern Number 2. Paint Finish	Horsepower Beam <hr/> <i>Example:</i> YHP1B36, 118T YHP1B Horsepower Beam <hr/> 36 Width <hr/> Horsepower Top Cap <hr/> <i>Example:</i> YCBCC36, 118T YCBCC Horsepower Top Cap <hr/> 36 Width <hr/>	Horsepower Beam Top Beam Bottom Beam Horsepower Top Cap	Horsepower Beam Horsepower Top Cap

Covers for Linked Horsepower Powered and Non-Powered

description	type	w	pattern no.	list
Horsepower Covers (pair), No Outlet Openings 	For 36" Wide Horsepower Beam	36"W	YHP1C36N	\$228.
	For 48" Wide Horsepower Beam	48"W	YHP1C48N	293.
	For 60" Wide Horsepower Beam	60"W	YHP1C60N	401.
	For 66" Wide Horsepower Beam	66"W	YHP1C66N	408.
	For 72" Wide Horsepower Beam	72"W	YHP1C72N	415.
Horsepower Covers (pair), Duplex Outlet Openings Both Sides  (YHP1C484P shown)	For 36" Wide Horsepower Beam, two duplex outlet openings on each side	36"W	YHP1C362P	308.
	For 48" Wide Horsepower Beam, four duplex outlet openings on each side	48"W	YHP1C484P	380.
	For 60" Wide Horsepower Beam, two duplex outlet openings on each side	60"W	YHP1C602P	480.
	For 60" Wide Horsepower Beam, four duplex outlet openings on each side	60"W	YHP1C604P	487.
	For 66" Wide Horsepower Beam, two duplex outlet openings on each side	66"W	YHP1C662P	487.
	For 66" Wide Horsepower Beam, four duplex outlet openings on each side	66"W	YHP1C664P	493.
	For 72" Wide Horsepower Beam, two duplex outlet openings on each side	72"W	YHP1C722P	493.
	For 72" Wide Horsepower Beam, four duplex outlet openings on each side	72"W	YHP1C724P	500.
	Horsepower Covers (pair), Duplex Outlet Openings for Hardwired Outlets Both Sides 	For 36" Wide Horsepower Beam, two duplex outlet openings on each side	36"W	YHP2C362H
For 48" Wide Horsepower Beam, four duplex outlet openings on each side		48"W	YHP2C484H	380.
For 60" Wide Horsepower Beam, two duplex outlet openings on each side		60"W	YHP2C602H	480.
For 60" Wide Horsepower Beam, four duplex outlet openings on each side		60"W	YHP2C604H	487.
For 66" Wide Horsepower Beam, two duplex outlet openings on each side		66"W	YHP2C662H	487.
For 66" Wide Horsepower Beam, four duplex outlet openings on each side		66"W	YHP2C664H	493.
For 72" Wide Horsepower Beam, two duplex outlet openings on each side		72"W	YHP2C722H	493.
For 72" Wide Horsepower Beam, four duplex outlet openings on each side		72"W	YHP2C724H	500.

Ordering Information

Horsepower Covers

1. Pattern Number
2. Paint Finish

Order Code

Horsepower Covers

Example: **YHP1C604P, 118T**

YHP1C	Horsepower Covers
60	Width
4P	4 Duplex Outlet Openings

Included With

Horsepower Covers
Covers (pair)
Screws (hardwire only)

Options

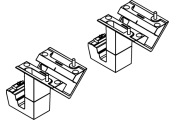
Horsepower Covers

Horsepower Desk Support Adapters

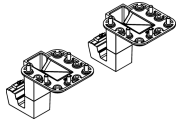
Antenna Workspaces

For Antenna Desk, Antenna Simple Tables and Sawhorse Desk

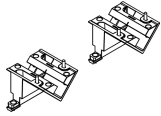
description	type	w	d	h	pattern no.	list
Horsepower to Antenna Desk Support Adapters (pair)	For use with 28"H Linked Horsepower	4"	6 ³ / ₄ "	5 ¹ / ₂ "	YHP1DAK28	\$259.



Horsepower to Antenna Simple Table Support Adapters (pair)	For use with 28"H Linked Horsepower	5"	5"	5 ¹ / ₂ "	YHP1SAK28	245.
--	-------------------------------------	----	----	---------------------------------	------------------	------



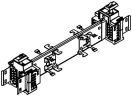
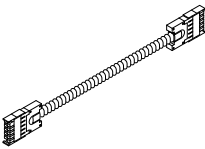
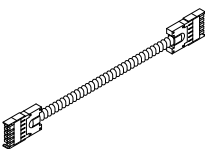
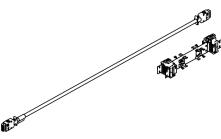
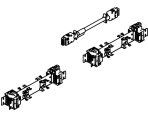
Sawhorse Desk Support Adapters (pair)	For use with 25"H Independent Horsepower	4"	4 ¹ / ₂ "	3 ¹ / ₄ "	YHP1BAK	259.
---------------------------------------	--	----	---------------------------------	---------------------------------	----------------	------



Horsepower

Ordering Information	Order Code	Included With	Options
Adapters	Horsepower Support Adapters	Horsepower Support Adapters	Horsepower Support Adapters
1. Pattern Number	<i>Example:</i> YHP1DAK28, 118T	Hardware	
2. Paint Finish	YHP1 Horsepower Adapter		
	DAK Antenna Desk		
	28 Height		
	118T Bright White Paint		

Electrical Components for Horsepower 2 + 2, 3 + 3 and 4-4-2 Electrical Systems

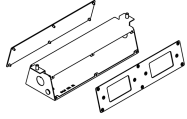
description	type	w	d	h	pattern no.	list
	2+2, (2) Duplex Outlets per Side	12"	2"	2"	YRPHE12	\$276.
	2+2, (4) Duplex Outlets per Side	24"	2"	2"	YRPHE24	499.
	3+3, (2) Duplex Outlets per Side	12"	2"	2"	YRPHT12	312.
	3+3, (4) Duplex Outlets per Side	24"	2"	2"	YRPHT24	602.
	4-4-2, (4) Duplex Outlets per Side	24"	2"	2"	YRPHX24	629.
	For 12" between power harnesses	12"	1"	1"	YR1EJ12	161.
	For 18" between power harnesses	18"	1"	1"	YR1EJ18	172.
	For 24" between power harnesses	24"	1"	1"	YR1EJ24	183.
	For 48" between power harnesses	48"	1"	1"	YR1EJ48	239.
	For 54" between power harnesses	54"	1"	1"	YR1EJ54	248.
	For 60" between power harnesses	60"	1"	1"	YR1EJ60	265.
	For 72" between power harnesses	72"	1"	1"	YR1EJ72	288.
	For 84" between power harnesses	84"	1"	1"	YR1EJ84	317.
	For 96" between power harnesses	96"	1"	1"	YR1EJ96	344.
	For 12" between power harnesses	12"	1"	1"	YR1TJ12	207.
	For 18" between power harnesses	18"	1"	1"	YR1TJ18	224.
	For 24" between power harnesses	24"	1"	1"	YR1TJ24	239.
	For 48" between power harnesses	48"	1"	1"	YR1TJ48	309.
	For 54" between power harnesses	54"	1"	1"	YR1TJ54	319.
	For 60" between power harnesses	60"	1"	1"	YR1TJ60	344.
	For 72" between power harnesses	72"	1"	1"	YR1TJ72	373.
	For 84" between power harnesses	84"	1"	1"	YR1TJ84	414.
	For 96" between power harnesses	96"	1"	1"	YR1TJ96	447.
	2+2, For 60"W Horsepower Beam	60"	2"	2"	YHP1HEK160	514.
	2+2, For 66"W Horsepower Beam	66"	2"	2"	YHP1HEK166	521.
	2+2, For 72"W Horsepower Beam	72"	2"	2"	YHP1HEK172	537.
	3+3, For 60"W Horsepower Beam	60"	2"	2"	YHP1HTK160	624.
	3+3, For 66"W Horsepower Beam	66"	2"	2"	YHP1HTK166	633.
	3+3, For 72"W Horsepower Beam	72"	2"	2"	YHP1HTK172	656.
	2+2, For 60"W Horsepower Beam	36"	2"	2"	YHP1HEK260	707.
	2+2, For 66"W Horsepower Beam	42"	2"	2"	YHP1HEK266	722.
	2+2, For 72"W Horsepower Beam	48"	2"	2"	YHP1HEK272	734.
	3+3, For 60"W Horsepower Beam	36"	2"	2"	YHP1HTK260	832.
	3+3, For 66"W Horsepower Beam	42"	2"	2"	YHP1HTK266	851.
	3+3, For 72"W Horsepower Beam	48"	2"	2"	YHP1HTK272	866.

Ordering Information	Order Code	Included With	Options
Single Power Harness Kit 1. Pattern Number	Single Power Harness Kit <i>Example:</i> YHP1HEK160 YHP1HE Power Harness 1 Single Harness 60 For 60"W Beam	Single Power Harness Kit 12" Harness Jumper to 12" harness in same position in the next Double Power Harness Kit Two 12" Harnesses Jumper between Harnesses in same position	Single Power Harness Kit

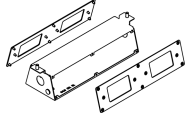
Electrical Components for Horsepower

2 + 2, 3 + 3 and 4-4-2 Electrical Systems

description	type	w	d	h	pattern no.	list
Hardwire Outlet Box for City of Chicago, Outlets One Side	For 36", 60", 66" and 72"W Horsepower Beam	12"	3 3/4"	2 2/3"	YHP2HOK1	\$990.
	For 48"W Horsepower Beam	24"	3 3/4"	2 2/3"	YHP2HOK148	1,307.






Hardwire Outlet Box for City of Chicago, Outlets Two Sides	For 36", 60", 66", and 72"W Horsepower Beam	12"	3 3/4"	2 2/3"	YHP2HOK2	1,012.
	For 48"W Horsepower Beam	24"	3 3/4"	2 2/3"	YHP2HOK248	1,393.



Ordering Information	Order Code	Included With	Options
Single Power Harness Kit	Single Power Harness Kit	Single Power Harness Kit	Single Power Harness Kit
1. Pattern Number	<i>Example:</i> YHP1HEK160	12" Harness	
	YHP1HE Power Harness	Jumper to 12" harness in same position in the next	
	1 Single Harness	Double Power Harness Kit	
	60 For 60"W Beam	Two 12" Harnesses	
		Jumper between Harnesses in same position	

Electrical Components for Horsepower

2 + 2, 3 + 3 and 4-4-2 Electrical Systems

description	type	w	d	h	pattern no.	list
Duplex Receptacles, Extended Face for Use With Horsepower 	Circuit A	1 1/2"	2"	4 1/2"	YR1XD A	\$71.
	Circuit A, with controlled symbol	1 1/2"	2"	4 1/2"	YR1XD AC	71.
	Circuit B	1 1/2"	2"	4 1/2"	YR1XD B	71.
	Circuit B, with controlled symbol	1 1/2"	2"	4 1/2"	YR1XD BC	71.
	Circuit C	1 1/2"	2"	4 1/2"	YR1XD C	71.
	Circuit C, with controlled symbol	1 1/2"	2"	4 1/2"	YR1XD CC	71.
	Circuit O, orange	1 1/2"	2"	4 1/2"	YR1XD YO	71.
	Circuit X	1 1/2"	2"	4 1/2"	YR1XD X	71.
	Circuit X, black with orange triangle	1 1/2"	2"	4 1/2"	YR1XD XT	71.
	Circuit X, orange	1 1/2"	2"	4 1/2"	YR1XD XO	71.
	Circuit X, with controlled symbol	1 1/2"	2"	4 1/2"	YR1XD XC	71.
	Circuit Y	1 1/2"	2"	4 1/2"	YR1XD Y	71.
	Circuit Y, black with orange triangle	1 1/2"	2"	4 1/2"	YR1XD YT	71.
	Circuit Y, with controlled symbol	1 1/2"	2"	4 1/2"	YR1XD YC	71.
	Circuit Z	1 1/2"	2"	4 1/2"	YR1XD Z	71.
	Circuit Z, black with orange triangle	1 1/2"	2"	4 1/2"	YR1XD ZT	71.
	Circuit Z, orange	1 1/2"	2"	4 1/2"	YR1XD ZO	71.
Circuit Z, with controlled symbol	1 1/2"	2"	4 1/2"	YR1XD ZC	71.	
Duplex Receptacles, Extended Face For Use With 4-4-2 Electrical System 	Circuit 1	1 1/2"	2"	4 1/2"	YR1XD 1	73.
	Circuit 1, with controlled symbol	1 1/2"	2"	4 1/2"	YR1XD 1C	73.
	Circuit 2	1 1/2"	2"	4 1/2"	YR1XD 2	73.
	Circuit 2, with controlled symbol	1 1/2"	2"	4 1/2"	YR1XD 2C	73.
	Circuit 3	1 1/2"	2"	4 1/2"	YR1XD 3	73.
	Circuit 3, orange with black triangle	1 1/2"	2"	4 1/2"	YR1XD 3O	73.
	Circuit 3, with controlled symbol	1 1/2"	2"	4 1/2"	YR1XD 3C	73.
	Circuit 4	1 1/2"	2"	4 1/2"	YR1XD 4	73.
	Circuit 4, orange with black triangle	1 1/2"	2"	4 1/2"	YR1XD 4O	73.
	Circuit 4, with controlled symbol	1 1/2"	2"	4 1/2"	YR1XD 4C	73.
USB Duplex, Extended Face For Use With Horsepower 	Circuit A	1 1/2"	2"	4 1/2"	YR1XUSBA	291.
	Circuit B	1 1/2"	2"	4 1/2"	YR1XUSBB	291.
	Circuit C	1 1/2"	2"	4 1/2"	YR1XUSBC	291.
	Circuit X	1 1/2"	2"	4 1/2"	YR1XUSBX	291.
	Circuit Y	1 1/2"	2"	4 1/2"	YR1XUSBY	291.
	Circuit Z	1 1/2"	2"	4 1/2"	YR1XUSBZ	291.

Ordering Information

Electrical Components

1. Pattern Number

Order Code

Electrical Components

Example: YRPHT12

YHPHT Power Harness

12 Width

Included With

Power Harness

Horsepower Beam Attachment

Options

Electrical Components

Duplex and USB Outlets

111 = Jet Black
118 = Bright White

Suffix **C** = Controlled circuit symbol
Suffix **O** = Orange outlet with black triangle
Suffix **T** = Black outlet with orange triangle

Electrical Components for Horsepower

2 + 2, 3 + 3 and 4-4-2 Electrical Systems

description	type	w	d	h	pattern no.	list
Outlet Fillers	Package of 10	1 1/2"	2"	2 1/2"	YHP1OF	\$60.



Horsepower Communication Box	Below Horsepower Beam	5 1/8"	3"	3 3/8"	YHP1CMB	224.
------------------------------	-----------------------	--------	----	--------	----------------	------



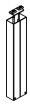

Infeeds		w	d	h	Pattern No.	list
	2 + 2 Hardwire Infeed for New York City	85"	2 1/8"	2 3/8"	YR1EPNY	670.
	2 + 2 Modular Base Infeed	85"	2 1/8"	2 3/8"	YR1EDPI	305.
	3 + 3 Hardwire Infeed for New York City	85"	2 1/8"	2 3/8"	YR1TPNY	703.
	3 + 3 Modular Base Infeed	85"	2 1/8"	2 3/8"	YR1TDPI	352.
	4-4-2 Hardwire Infeed for New York City	85"	2 1/8"	2 3/8"	YR1XPNY	742.
	4-4-2 Modular Base Infeed	85"	2 1/8"	2 3/8"	YR1XDPI	367.

Ordering Information	Order Code	Included With	Options
Electrical Components 1. Pattern Number	Electrical Components <hr/> <i>Example:</i> YRPHT12 <hr/> YHPHT Power Harness <hr/> 12 Width <hr/>	Power Harness Horsepower Beam Attachment	Electrical Components Duplex and USB Outlets 111 = Jet Black 118 = Bright White Suffix C = Controlled circuit symbol Suffix O = Orange outlet with black triangle Suffix T = Black outlet with orange triangle

Electrical Components for Horsepower

2 + 2 and 3 + 3 Electrical Systems

Cable Management

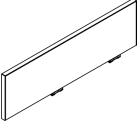
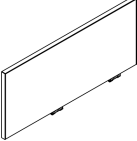
description	type	w	d	h	pattern no.	list
 Vertical Infeed/Wire Manager	For 25"H Horsepower	3"	1 2/3"	18"	YHP1VWM18	\$548.
	For 28 1/2"H Horsepower	3"	1 2/3"	21"	YHP1VWM21	557.
 Cable Cleats (kit of 10)	For under Horsepower beam channel	3 1/4"	1"	1"	YHP1BC	110.

Ordering Information	Order Code	Included With	Options
Electrical Components	Electrical Components	Power Harness	Electrical Components
1. Pattern Number	<i>Example:</i> YRPHT12	Horsepower Beam Attachment	
	YHPHT Power Harness		
	12 Width		

Horsepower Screens

Fabric

42" and 49" High Horizon

description	w	d	h	pattern no.	base grade 10	plus gr. 20	plus gr. 30	plus gr. 40	plus gr. 45
Fabric Screens For Horsepower Beam, 42" High Horizon 	30"	1 1/4"	14"	YPSC1430F()	\$881.	\$22.	\$42.	\$64.	\$85.
	36"	1 1/4"	14"	YPSC1436F()	952.	24.	46.	69.	94.
	48"	1 1/4"	14"	YPSC1448F()	1,049.	26.	52.	79.	105.
	60"	1 1/4"	14"	YPSC1460F()	1,110.	29.	56.	84.	111.
	66"	1 1/4"	14"	YPSC1466FRR	1,176.	29.	58.	88.	118.
	72"	1 1/4"	14"	YPSC1472FRR	1,238.	29.	61.	93.	124.
Fabric Screens For Horsepower Beam, 49" High Horizon 	30"	1 1/4"	21"	YPSC2130F()	974.	26.	50.	75.	99.
	36"	1 1/4"	21"	YPSC2136F()	1,110.	29.	56.	84.	111.
	48"	1 1/4"	21"	YPSC2148F()	1,200.	30.	60.	91.	118.
	60"	1 1/4"	21"	YPSC2160F()	1,309.	32.	64.	98.	130.
	66"	1 1/4"	21"	YPSC2166FRR	1,419.	34.	69.	104.	141.
	72"	1 1/4"	21"	YPSC2172FRR	1,487.	37.	75.	112.	148.


Horsepower

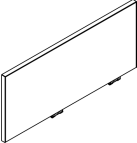
Ordering Information	Order Code	Included With	Options
Horsepower Screens	Horsepower Screens	Horsepower Screens	Horsepower Screens
1. Pattern Number	<i>Example:</i> YPSC1448F, W1077,	Brackets	The price of screens specified with a combination of fabrics is the higher of the two fabric grades.
2. Fabric Finish	118T	Hardware	(RR) Fabric is applied railroaded
3. Frame Paint Finish	YPSC Horsepower Screen		*Upcharges are per grade for each side.
	14 Height		
	48 Width		
	F Fabric		
	W1077 Element		
	118T Bright White Paint		

Horsepower Screens

Laminate, Markerboard or Veneer or Glass

For 42" and 49" High Horizon

description	w	d	h	pattern no.	Laminate (L)	Markerboard (LM)	V1 (V)	V2 (V)	V3 (V)	Clear Glass (GTEMP)	Powder Glass (GGL13)	Grey Tinted Glass (GGL35)
Screens For Horsepower Beam, 42" High Horizon 	30"	1/2"	14"	YPSC1430()	\$333.	\$448.	\$843.	\$1,023.	\$1,371.	\$550.	\$849.	\$1,079.
	36"	1/2"	14"	YPSC1436()	371.	571.	873.	1,072.	1,485.	620.	987.	1,262.
	48"	1/2"	14"	YPSC1448()	525.	966.	960.	1,203.	1,751.	811.	1,290.	1,662.
	60"	1/2"	14"	YPSC1460()	578.	1,011.	1,096.	1,382.	2,067.	984.	1,591.	2,055.
	66"	1/2"	14"	YPSC1466()	605.	1,030.	1,146.	1,454.	2,210.	1,083.	1,756.	2,271.
	72"	1/2"	14"	YPSC1472()	628.	1,042.	1,182.	1,512.	2,326.	1,166.	1,892.	2,445.

description	w	d	h	pattern no.	Laminate (L)	Markerboard (LM)	V1 (V)	V2 (V)	V3 (V)	Clear Glass (GTEMP)	Powder Glass (GGL13)	Grey Tinted Glass (GGL35)
Screens For Horsepower Beam, 49" High Horizon 	30"	1/2"	21"	YPSC2130()	371.	571.	897.	1,123.	1,616.	663.	1,078.	1,469.
	36"	1/2"	21"	YPSC2136()	423.	754.	938.	1,193.	1,784.	760.	1,259.	1,728.
	48"	1/2"	21"	YPSC2148()	530.	1,324.	1,071.	1,387.	2,178.	974.	1,644.	2,271.
	60"	1/2"	21"	YPSC2160()	674.	1,373.	1,195.	1,581.	2,560.	1,193.	2,026.	2,810.
	66"	1/2"	21"	YPSC2166()	705.	1,393.	1,267.	1,685.	2,765.	1,315.	2,239.	3,109.
	72"	1/2"	21"	YPSC2172()	729.	1,416.	1,324.	1,775.	2,933.	1,416.	2,410.	3,349.

Ordering Information

Horsepower Screens

1. Pattern Number
2. Surface Finish
3. Bracket Paint Finish

Order Code

Horsepower Screens

Example: **YPSC1448V, 006B, 118T**

YPSC	Horsepower Screen
14	Height
48	Width
V	Veneer
006B	Maple
118T	Bright White Paint

Included With

Horsepower Screens

- Brackets
- Hardware

Options


Horsepower Screens

Finish Options:

- (L) = Laminate
- (LM) = Markerboard
- (V) = Veneer
- (GTEMP) = Clear Glass
- (GGL13) = Powder Glass
- (GGL35) = Grey Tinted Glass

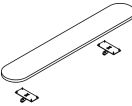
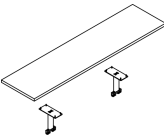
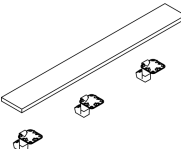
Horsepower Saddles

24", 30" and 36" Wide

description	type	w	d	h	pattern no.	list
 Horsepower Saddle	For 24" Horsepower Beam	24"	4 1/4"	2 3/4"	YHP1AS24	\$560.
	For 30" Horsepower Beam	30"	4 1/4"	2 3/4"	YHP1AS30	615.
	For 36" Horsepower Beam	36"	4 1/4"	2 3/4"	YHP1AS36	696.

Ordering Information	Order Code	Included With	Options
Horsepower Saddle 1. Pattern Number	Horsepower Saddle <hr/> <i>Example:</i> YHP1AS36 <hr/> YHP1AS Horsepower Saddle <hr/> 36 Width	Horsepower Saddle Attachment Hardware	Horsepower Saddle

Horsepower Upmounted Shelves Over Counters and Upmounted Platforms

description	w	d	h	pattern no.	Laminate (L)	V1 (V)	V2 (V)	V3 (V)
 <p>Horsepower Over Counter</p>	24"	8"	3/4"	YHP1AP2408()	\$551.	\$921.	\$1,014.	\$1,297.
	30"	8"	3/4"	YHP1AP3008()	572.	981.	1,079.	1,382.
	36"	8"	3/4"	YHP1AP3608()	595.	992.	1,092.	1,401.
	48"	8"	3/4"	YHP1AP4808()	610.	1,004.	1,103.	1,412.
 <p>Horsepower Upmounted Platform</p>	36"	12"	3/4"	YHP1UP3612()	595.	992.	1,092.	1,401.
	48"	12"	3/4"	YHP1UP4812()	610.	1,004.	1,103.	1,412.
	60"	12"	3/4"	YHP1UP6012()	902.	1,282.	1,410.	1,807.
	66"	12"	3/4"	YHP1UP6612()	919.	1,302.	1,434.	1,833.
	72"	12"	3/4"	YHP1UP7212()	931.	1,321.	1,454.	1,863.
 <p>Horsepower Display Shelf</p>	36"	7 1/2"	3/4"	YHP1DP3608L()	510.	785.	870.	1,061.
	48"	7 1/2"	3/4"	YHP1DP4808L()	531.	805.	891.	1,082.
	60"	7 1/2"	3/4"	YHP1DP6008L()	723.	1,006.	1,102.	1,320.
	66"	7 1/2"	3/4"	YHP1DP6608L()	733.	1,018.	1,114.	1,338.
	72"	7 1/2"	3/4"	YHP1DP7208L()	747.	1,030.	1,129.	1,355.

Ordering Information

Horsepower Over Counter

1. Pattern Number
2. Surface Finish
3. Bracket Finish

Order Code

Horsepower Over Counter

Example: **YHP1AP3008L, 118, 118T**

YHP1AP	Horsepower Over Counter
30	Width
8	Depth
L	Laminate
118	Bright White Laminate
118T	Bright White paint

Included With

Horsepower Over Counter

Brackets
Hardware

Options

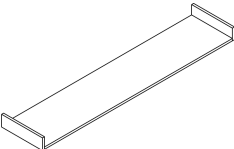
Horsepower Over Counter

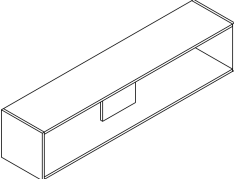
Finish Options:
(L) = Laminate
(V) = Veneer

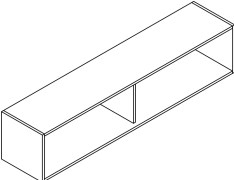
Horsepower Wood Cabinets

For 25"H Horsepower

Open Cabinets and Shelves

description	w	d	h	pattern no.	All Same	Different	Different	V1	V2	V3
					Laminate (Core Lam.) (L)	Laminate Case/ Interior (Core Lam.) (L)	Laminate Case/Interior (Accent Lam.) (L)			
Horsepower Wood Shelf, For 25"H Horsepower 	24"	13"	4"	YHP1SWS2425()	\$819.	n/a	n/a	\$1,486.	\$1,807.	\$2,236.
	24"	13"	4"	YHP1SWS3025()	840.	n/a	n/a	1,507.	1,827.	2,257.
	36"	13"	4"	YHP1SWS3625()	859.	n/a	n/a	1,527.	1,848.	2,279.
	48"	13"	4"	YHP1SWS4825()	1,053.	n/a	n/a	1,728.	2,071.	2,526.
	60"	13"	4"	YHP1SWS6025()	1,711.	n/a	n/a	2,412.	2,856.	3,448.
	66"	13"	4"	YHP1SWS6625()	1,915.	n/a	n/a	2,624.	3,100.	3,736.
	72"	13"	4"	YHP1SWS7225()	1,992.	n/a	n/a	2,647.	3,124.	3,763.

Horsepower Open Shelf with Center Partition, For 25"H Horsepower 	24"	13"	13"	YHP1SOS2425()	1,223.	1,369.	1,878.	1,878.	2,199.	2,930.
	30"	13"	13"	YHP1SOS3025()	1,325.	1,472.	1,981.	1,981.	2,301.	3,034.
	36"	13"	13"	YHP1SOS3625()	1,461.	1,611.	2,118.	2,118.	2,439.	3,170.
	48"	13"	13"	YHP1SOS4825()	1,724.	1,887.	2,361.	2,361.	2,700.	3,478.
	60"	13"	13"	YHP1SOS6025()	2,160.	2,363.	2,958.	2,958.	3,379.	3,867.
	66"	13"	13"	YHP1SOS6625()	2,264.	2,459.	3,064.	3,064.	3,506.	4,272.
	72"	13"	13"	YHP1SOS7225()	2,330.	2,552.	3,174.	3,174.	3,629.	4,678.

Horsepower Open Cabinet with Enclosed Back, For 25"H Horsepower 	24"	13"	13"	YHP1SOE2425()	1,467.	1,639.	2,091.	2,091.	2,442.	3,246.
	30"	13"	13"	YHP1SOE3025()	1,569.	1,741.	2,192.	2,192.	2,546.	3,348.
	36"	13"	13"	YHP1SOE3625()	1,706.	1,879.	2,330.	2,330.	2,682.	3,487.
	48"	13"	13"	YHP1SOE4825()	2,046.	2,244.	2,785.	2,785.	3,186.	4,112.
	60"	13"	13"	YHP1SOE6025()	2,357.	2,647.	3,735.	3,735.	4,388.	5,332.
	66"	13"	13"	YHP1SOE6625()	2,427.	2,717.	3,807.	3,807.	4,460.	5,478.
	72"	13"	13"	YHP1SOE7225()	2,500.	2,791.	3,879.	3,879.	4,533.	5,550.

Horsepower

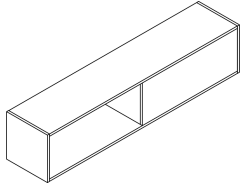
Ordering Information	Order Code	Included With	Options
Horsepower Open Shelf with Center Partition 1. Pattern Number 2. Exterior Case Finish 3. Interior Case Finish (Laminate only) 4. Stiffener Paint Finish	Horsepower Open Shelf with Center Partition <i>Example:</i> YHP1SOS6025L, 118, 118, 118T YHP1S Horsepower Storage OS Open Shelf 60 Width 25 For 25"H Horsepower L Laminate 118 Bright White Laminate 118 Bright White Laminate 118T Bright White Paint	Horsepower Open Shelf with Center Partition Cabinets 48"W or wider include a stiffener	Horsepower Open Shelf with Center Partition Case Finish Options: (L) = All the same or different laminates for the exterior and interior case (V) = All the same veneer for the exterior and interior case

Horsepower Wood Cabinets

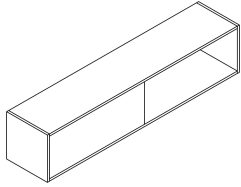
For 25"H Horsepower

Shared Open Cabinets

description	w	d	h	pattern no.	All Same	Different	Different	V1	V2	V3
					Laminate (Core Lam.) (L)	Laminate Case/ Interior (Core Lam.) (L)	Laminate Case/Interior (Accent Lam.) (L)			
Horsepower Shared Open	48"	13"	13"	YHP1SOEL4825()	\$2,129.	\$2,330.	\$3,243.	\$3,243.	\$3,714.	\$4,798.
Front with Enclosed Back, Open on Left, For 25"H Horsepower	60"	13"	13"	YHP1SOEL6025()	2,239.	2,450.	3,468.	3,468.	3,968.	5,118.
	66"	13"	13"	YHP1SOEL6625()	2,325.	2,546.	3,541.	3,541.	4,050.	5,226.
	72"	13"	13"	YHP1SOEL7225()	2,411.	2,638.	3,611.	3,611.	4,131.	5,330.



Horsepower Shared Open	48"	13"	13"	YHP1SOER4825()	2,129.	2,330.	3,243.	3,243.	3,714.	4,798.
Front with Enclosed Back, Open on Right, For 25"H Horsepower	60"	13"	13"	YHP1SOER6025()	2,239.	2,450.	3,468.	3,468.	3,968.	5,118.
	66"	13"	13"	YHP1SOER6625()	2,325.	2,546.	3,541.	3,541.	4,050.	5,226.
	72"	13"	13"	YHP1SOER7225()	2,411.	2,638.	3,611.	3,611.	4,131.	5,330.

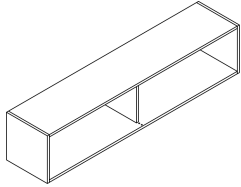


Ordering Information	Order Code	Included With	Options
Horsepower Shared Open Cabinets	Horsepower Shared Open Cabinet	Horsepower Shared Open Cabinet	Horsepower Shared Open Cabinet
1. Pattern Number	<i>Example:</i> YHP1SOER6025L, 118, 118T	Cabinets 48"W or wider include a stiffener	Case Finish Options:
2. Exterior Case Finish	YHP1S Horsepower Storage		(L) = All the same or different laminates for the exterior and interior case
3. Interior Case Finish (Laminate only)	OER Shared Open Cabinet, Open Right		(V) = All the same veneer for the exterior and interior case
4. Stiffener Paint Finish	60 Width		
	25 For 25"H Horsepower		
	L Laminate		
	118 Bright White Laminate		
	118 Bright White Laminate		
	118T Bright White Paint		

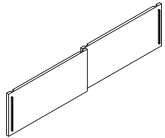
Horsepower Wood Cabinets

For 25"H Horsepower Sliding Door Cabinets

description	w	d	h	pattern no.	All Same	Different	Different	V1	V2	V3
					Laminate (Core Lam.) (L)	Laminate Case/ Interior (Core Lam.) (L)	Laminate Case/Interior (Accent Lam.) (L)			
Horsepower Sliding Door Cabinet Case, For 25"H Horsepower	48"	13"	13"	YHP1SSD4825()	\$2,465.	\$2,708.	\$3,928.	\$3,928.	\$4,511.	\$5,859.
	60"	13"	13"	YHP1SSD6025()	3,145.	3,456.	4,448.	4,448.	5,104.	6,616.
	66"	13"	13"	YHP1SSD6625()	3,232.	3,548.	4,612.	4,612.	5,293.	6,863.
	72"	13"	13"	YHP1SSD7225()	3,318.	3,639.	4,777.	4,777.	5,484.	7,108.



description	w	d	h	pattern no.	All Same Laminate (Core Lam.) (L)	Different Laminate Case/Interior (Core Lam.) (L)	Different Laminate Case/Interior (Accent Lam.) (L)	V1 (V)	V2 (V)	V3 (V)
	60"	13"	13"	YHP1SDK6025()	1,061.	n/a	n/a	1,479.	1,711.	2,227.
	66"	13"	13"	YHP1SDK6625()	1,114.	n/a	n/a	1,566.	1,803.	2,349.
	72"	13"	13"	YHP1SDK7225()	1,143.	n/a	n/a	1,612.	1,848.	2,403.

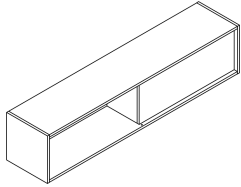


Ordering Information	Order Code	Included With	Options
Horsepower Sliding Door Cabinet Case 1. Pattern Number 2. Exterior Case Finish 3. Interior Case Finish (Laminate only) 4. Bracket Paint Finish Sliding Doors 1. Pattern Number 2. Laminate Finish 3. Pull Finish	Horsepower Sliding Door Cabinet Case <i>Example:</i> YHP1SSD6025L, 118, 118, 118T YHP1S Horsepower Storage SD Sliding Door Cabinet Case 60 Width 25 For 25"H Horsepower L Laminate 118 Bright White Laminate 118 Bright White Laminate 118T Bright White Paint <i>Example:</i> YHP1SDK60L, 118, 118T YHP1S Horsepower Storage DK Sliding Door Kit 60 Width L Laminate 118 Bright White Laminate 118T Bright White Paint	Horsepower Sliding Door Cabinet Case Cabinets 48"W or wider include a stiffener Sliding Doors Hardware	Horsepower Sliding Door Cabinet Case Case Finish Options: (L) = All the same or different laminates for the exterior and interior case (V) = All the same veneer for the exterior and interior case Sliding Doors Door Finish Options: (L) = Laminate (V) = Veneer Door pulls are available in Knoll core paints, Dark Red (130), and Slate Blue (131) paint finishes.

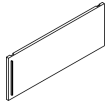
For 25"H Horsepower

Shared Sliding Door Cabinets with Opening on Left

description	w	d	h	pattern no.	All Same	Different	Different	V1	V2	V3
					Laminate (Core Lam.) (L)	Laminate Case/ Interior (Core Lam.) (L)	Laminate Case/Interior (Accent Lam.) (L)			
Horsepower Shared Sliding Door Cabinet Case, Opening on Left, For 25"H Horsepower	48"	13"	13"	YHP1SSDL4825()	\$2,536.	\$2,780.	\$4,001.	\$4,001.	\$4,585.	\$5,932.
	60"	13"	13"	YHP1SSDL6025()	3,216.	3,528.	4,519.	4,519.	5,176.	6,691.
	66"	13"	13"	YHP1SSDL6625()	3,303.	3,620.	4,685.	4,685.	5,365.	6,936.
	72"	13"	13"	YHP1SSDL7225()	3,388.	3,712.	4,848.	4,848.	5,555.	7,180.



Horsepower Shared Sliding Door Kit, Left, For 25"H Horsepower	48"	13"	13"	YHP1SDKL4825()	1,018.	n/a	n/a	1,400.	1,608.	2,090.
	60"	13"	13"	YHP1SDKL6025()	1,061.	n/a	n/a	1,479.	1,711.	2,227.
	66"	13"	13"	YHP1SDKL6625()	1,114.	n/a	n/a	1,566.	1,803.	2,349.
	72"	13"	13"	YHP1SDKL7225()	1,143.	n/a	n/a	1,612.	1,848.	2,403.



Ordering Information

Horsepower Sliding Door Cabinet Case

1. Pattern Number
2. Exterior Case Finish
3. Interior Case Finish (Laminate only)
4. Bracket Paint Finish

Sliding Doors

1. Pattern Number
2. Laminate Finish
3. Pull Finish

Order Code

Horsepower Sliding Door Cabinet Case

Example: **YHP1SSD6025L, 118, 118, 118T**

YHP1S	Horsepower Storage
SD	Sliding Door Cabinet Case
60	Width
25	For 25"H Horsepower
L	Laminate
118	Bright White Laminate
118	Bright White Laminate
118T	Bright White Paint

Example: **YHP1SDK60L, 118, 118T**

YHP1S	Horsepower Storage
DK	Sliding Door Kit
60	Width
L	Laminate
118	Bright White Laminate
118T	Bright White Paint

Included With

Horsepower Sliding Door Cabinet Case

Cabinets 48"W or wider include a stiffener

Sliding Doors

Hardware

Options

Horsepower Sliding Door Cabinet Case

Case Finish Options:

(L) = All the same or different laminates for the exterior and interior case
(V) = All the same veneer for the exterior and interior case

Sliding Doors

Door Finish Options:

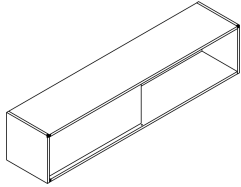
(L) = Laminate
(V) = Veneer

Door pulls are available in Knoll core paints, Dark Red (130), and Slate Blue (131) paint finishes.

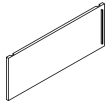
For 25"H Horsepower

Shared Sliding Door Cabinets with Opening on Right

description	w	d	h	pattern no.	All Same	Different	Different	V1	V2	V3
					Laminate (Core Lam.) (L)	Laminate Case/ Interior (Core Lam.) (L)	Laminate Case/Interior (Accent Lam.) (L)			
Horsepower Shared Sliding Door Cabinet Case, Opening on Right, For 25"H Horsepower	48"	13"	13"	YHP1SSDR4825()	\$2,536.	\$2,780.	\$4,001.	\$4,001.	\$4,585.	\$5,932.
	60"	13"	13"	YHP1SSDR6025()	3,216.	3,528.	4,519.	4,519.	5,176.	6,691.
	66"	13"	13"	YHP1SSDR6625()	3,303.	3,620.	4,685.	4,685.	5,365.	6,936.
	72"	13"	13"	YHP1SSDR7225()	3,388.	3,712.	4,848.	4,848.	5,555.	7,180.



Horsepower Shared Sliding Door Kit, Right, For 25"H Horsepower	48"	13"	13"	YHP1SDKR4825()	1,018.	n/a	n/a	1,400.	1,608.	2,090.
	60"	13"	13"	YHP1SDKR6025()	1,061.	n/a	n/a	1,479.	1,711.	2,227.
	66"	13"	13"	YHP1SDKR6625()	1,114.	n/a	n/a	1,566.	1,803.	2,349.
	72"	13"	13"	YHP1SDKR7225()	1,143.	n/a	n/a	1,612.	1,848.	2,403.

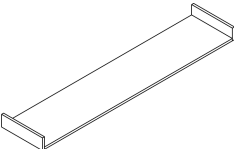


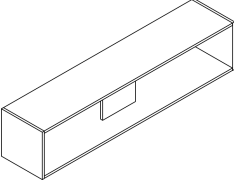
Ordering Information	Order Code	Included With	Options
Horsepower Sliding Door Cabinet Case 1. Pattern Number 2. Exterior Case Finish 3. Interior Case Finish (Laminate only) 4. Bracket Paint Finish Sliding Doors 1. Pattern Number 2. Laminate Finish 3. Pull Finish	Horsepower Sliding Door Cabinet Case <i>Example:</i> YHP1SSD6025L, 118, 118T YHP1S Horsepower Storage SD Sliding Door Cabinet Case 60 Width 25 For 25"H Horsepower L Laminate 118 Bright White Laminate 118 Bright White Laminate 118T Bright White Paint <i>Example:</i> YHP1SDK60L, 118, 118T YHP1S Horsepower Storage DK Sliding Door Kit 60 Width L Laminate 118 Bright White Laminate 118T Bright White Paint	Horsepower Sliding Door Cabinet Case Cabinets 48"W or wider include a stiffener Sliding Doors Hardware	Horsepower Sliding Door Cabinet Case Case Finish Options: (L) = All the same or different laminates for the exterior and interior case (V) = All the same veneer for the exterior and interior case Sliding Doors Door Finish Options: (L) = Laminate (V) = Veneer Door pulls are available in Knoll core paints, Dark Red (130), and Slate Blue (131) paint finishes.

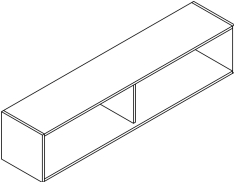
Horsepower Wood Cabinets

For 28.5"H Horsepower

Open Cabinets and Shelves

description	w	d	h	pattern no.	All Same	Different	Different	V1	V2	V3
					Laminate (Core Lam.) (L)	Laminate Case/ Interior (Core Lam.) (L)	Laminate Case/Interior (Accent Lam.) (L)			
Horsepower Wood Shelf, For 28.5"H Horsepower 	24"	15"	15"	YHP1SWS2428()	\$853.	n/a	n/a	\$1,547.	\$1,882.	\$2,329.
	24"	15"	15"	YHP1SWS3028()	874.	n/a	n/a	1,569.	1,902.	2,353.
	36"	15"	15"	YHP1SWS3628()	894.	n/a	n/a	1,591.	1,924.	2,373.
	48"	15"	15"	YHP1SWS4828()	1,097.	n/a	n/a	1,801.	2,157.	2,633.
	60"	15"	15"	YHP1SWS6028()	1,781.	n/a	n/a	2,512.	2,976.	3,593.
	66"	15"	15"	YHP1SWS6628()	1,997.	n/a	n/a	2,734.	3,232.	3,892.
	72"	15"	15"	YHP1SWS7228()	2,076.	n/a	n/a	2,756.	3,254.	3,919.

Horsepower Open Shelf with Center Partition, For 28.5"H Horsepower 	24"	15"	15"	YHP1SOS2428()	1,272.	1,424.	1,955.	1,955.	2,292.	3,052.
	30"	15"	15"	YHP1SOS3028()	1,380.	1,534.	2,065.	2,065.	2,397.	3,161.
	36"	15"	15"	YHP1SOS3628()	1,522.	1,678.	2,208.	2,208.	2,539.	3,304.
	48"	15"	15"	YHP1SOS4828()	1,795.	1,967.	2,460.	2,460.	2,811.	3,625.
	60"	15"	15"	YHP1SOS6028()	2,251.	2,461.	3,078.	3,078.	3,523.	4,026.
	66"	15"	15"	YHP1SOS6628()	2,361.	2,562.	3,193.	3,193.	3,650.	4,451.
	72"	15"	15"	YHP1SOS7228()	2,429.	2,656.	3,307.	3,307.	3,782.	4,874.

Horsepower Open Cabinet with Enclosed Back, For 28.5"H Horsepower 	24"	15"	15"	YHP1SOE2428()	1,527.	1,706.	2,178.	2,178.	2,542.	3,379.
	30"	15"	15"	YHP1SOE3028()	1,635.	1,814.	2,288.	2,288.	2,652.	3,490.
	36"	15"	15"	YHP1SOE3628()	1,779.	1,956.	2,429.	2,429.	2,793.	3,633.
	48"	15"	15"	YHP1SOE4828()	2,132.	2,336.	2,899.	2,899.	3,320.	4,283.
	60"	15"	15"	YHP1SOE6028()	2,452.	2,756.	3,891.	3,891.	4,572.	5,553.
	66"	15"	15"	YHP1SOE6628()	2,528.	2,831.	3,964.	3,964.	4,646.	5,707.
	72"	15"	15"	YHP1SOE7228()	2,605.	2,908.	4,041.	4,041.	4,724.	5,780.

Ordering Information

Horsepower Open Shelf with Center Partition

1. Pattern Number
2. Exterior Case Finish
3. Interior Case Finish (Laminate only)
4. Stiffener Paint Finish

Order Code

Horsepower Open Shelf with Center Partition

Example: **YHP1SOS6028L, 118, 118, 118T**

YHP1S	Horsepower Storage
OS	Open Shelf
60	Width
28	For 28.5"H Horsepower
L	Laminate
118	Bright White Laminate
118	Bright White Laminate
118T	Bright White Paint

Included With

Horsepower Open Shelf with Center Partition

Cabinets 48"W or wider include a stiffener

Options

Horsepower Open Shelf with Center Partition

Case Finish Options:

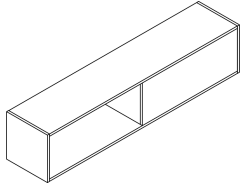
(L) = All the same or different laminates for the exterior and interior case
 (V) = All the same veneer for the exterior and interior case

Horsepower Wood Cabinets

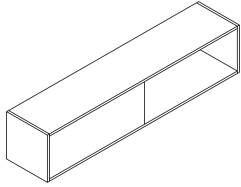
For 28.5"H Horsepower

Shared Open Cabinets

description	w	d	h	pattern no.	All Same	Different	Different	V1	V2	V3
					Laminate (Core Lam.) (L)	Laminate Case/ Interior (Core Lam.) (L)	Laminate Case/Interior (Accent Lam.) (L)			
Horsepower Shared Open	48"	15"	15"	YHP1SOEL4828()	\$2,218.	\$2,429.	\$3,377.	\$3,377.	\$3,871.	\$5,000.
Front with Enclosed Back, Open on Left, For	60"	15"	15"	YHP1SOEL6028()	2,333.	2,555.	3,613.	3,613.	4,131.	5,332.
28.5"H Horsepower	66"	15"	15"	YHP1SOEL6628()	2,425.	2,653.	3,688.	3,688.	4,221.	5,445.
	72"	15"	15"	YHP1SOEL7228()	2,511.	2,750.	3,762.	3,762.	4,303.	5,552.



Horsepower Shared Open	48"	15"	15"	YHP1SOER4828()	2,218.	2,429.	3,377.	3,377.	3,871.	5,000.
Front with Enclosed Back, Open on Right, For	60"	15"	15"	YHP1SOER6028()	2,333.	2,555.	3,613.	3,613.	4,131.	5,332.
28.5"H Horsepower	66"	15"	15"	YHP1SOER6628()	2,425.	2,653.	3,688.	3,688.	4,221.	5,445.
	72"	15"	15"	YHP1SOER7228()	2,511.	2,750.	3,762.	3,762.	4,303.	5,552.



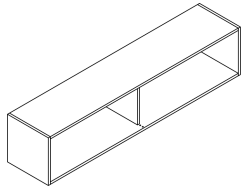
Horsepower

Ordering Information	Order Code	Included With	Options
Horsepower Shared Open Cabinet	Horsepower Shared Open Cabinet Partition	Horsepower Shared Open Cabinet	Horsepower Shared Open Cabinet
1. Pattern Number		Cabinets 48"W or wider include a stiffener	Case Finish Options:
2. Exterior Case Finish	<i>Example:</i> YHP1SOER6028L, 118, 118, 118T		(L) = All the same or different laminates for the exterior and interior case
3. Interior Case Finish (Laminate only)	YHP1S Horsepower Storage		(V) = All the same veneer for the exterior and interior case
4. Bracket Paint Finish	OER Shared Open Cabinet, Open Right		
	60 Width		
	28 For 28.5"H Horsepower		
	L Laminate		
	118 Bright White Laminate		
	118 Bright White Laminate		
	118T Bright White Paint		

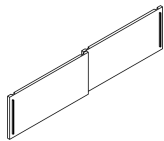
Horsepower Wood Cabinets

For 28.5"H Horsepower Sliding Door Cabinets

description	w	d	h	pattern no.	All Same	Different	Different	V1	V2	V3
					Laminate (Core Lam.) (L)	Laminate Case/ Interior (Core Lam.) (L)	Laminate Case/Interior (Accent Lam.) (L)			
Horsepower Sliding Door Cabinet Case, For 28.5"H Horsepower	48"	15"	15"	YHP1SSD4828()	\$2,571.	\$2,826.	\$4,094.	\$4,094.	\$4,701.	\$6,109.
	60"	15"	15"	YHP1SSD6028()	3,278.	3,602.	4,632.	4,632.	5,320.	6,894.
	66"	15"	15"	YHP1SSD6628()	3,368.	3,701.	4,808.	4,808.	5,519.	7,153.
	72"	15"	15"	YHP1SSD7228()	3,457.	3,797.	4,979.	4,979.	5,717.	7,409.



description	w	d	h	pattern no.				V1	V2	V3
	60"	15"	15"	YHP1SDK6028()	1,061.	n/a	n/a	1,479.	1,711.	2,227.
	66"	15"	15"	YHP1SDK6628()	1,114.	n/a	n/a	1,566.	1,803.	2,349.
	72"	15"	15"	YHP1SDK7228()	1,143.	n/a	n/a	1,612.	1,848.	2,403.



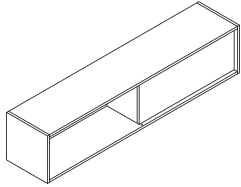
Ordering Information	Order Code	Included With	Options
Horsepower Sliding Door Cabinet Case 1. Pattern Number 2. Exterior Case Finish 3. Interior Case Finish (Laminate only) 4. Bracket Paint Finish Sliding Doors 1. Pattern Number 2. Laminate Finish 3. Pull Finish	Horsepower Sliding Door Cabinet Case <i>Example:</i> YHP1SSD6028L, 118, 118T YHP1S Horsepower Storage SD Sliding Door Cabinet Case 60 Width 28 For 28.5"H Horsepower L Laminate 118 Bright White Laminate 118 Bright White Laminate 118T Bright White Paint <i>Example:</i> YHP1SDK60L, 118, 118T YHP1S Horsepower Storage DK Sliding Door Kit 60 Width L Laminate 118 Bright White Laminate 118T Bright White Paint	Horsepower Sliding Door Cabinet Case Cabinets 48"W or wider include a stiffener Sliding Doors Hardware	Horsepower Sliding Door Cabinet Case Case Finish Options: (L) = All the same or different laminates for the exterior and interior case (V) = All the same veneer for the exterior and interior case Sliding Doors Door Finish Options: (L) = Laminate (V) = Veneer Door pulls are available in Knoll core paints, Dark Red (130), and Slate Blue (131) paint finishes.

Horsepower Wood Cabinets

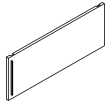
For 28.5"H Horsepower

Shared Sliding Door Cabinets with Opening on Left

description	w	d	h	pattern no.	All Same	Different	Different	V1	V2	V3
					Laminate (Core Lam.) (L)	Laminate Case/ Interior (Core Lam.) (L)	Laminate Case/Interior (Accent Lam.) (L)			
Horsepower Shared Sliding Door Cabinet Case, Opening on Left, For 28.5"H Horsepower	48"	15"	15"	YHP1SSDL4828()	\$2,644.	\$2,895.	\$4,166.	\$4,166.	\$4,775.	\$6,180.
	60"	15"	15"	YHP1SSDL6028()	3,352.	3,673.	4,705.	4,705.	5,392.	6,968.
	66"	15"	15"	YHP1SSDL6628()	3,440.	3,772.	4,879.	4,879.	5,591.	7,226.
	72"	15"	15"	YHP1SSDL7228()	3,529.	3,867.	5,050.	5,050.	5,788.	7,480.



Horsepower Shared Sliding Door Kit, Left, For 28.5"H Horsepower	48"	15"	15"	YHP1SDKL4828()	1,018.	n/a	n/a	1,400.	1,608.	2,090.
	60"	15"	15"	YHP1SDKL6028()	1,061.	n/a	n/a	1,479.	1,711.	2,227.
	66"	15"	15"	YHP1SDKL6628()	1,114.	n/a	n/a	1,566.	1,803.	2,349.
	72"	15"	15"	YHP1SDKL7228()	1,143.	n/a	n/a	1,612.	1,848.	2,403.



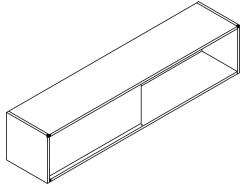
Ordering Information	Order Code	Included With	Options
Horsepower Sliding Door Cabinet Case 1. Pattern Number 2. Exterior Case Finish 3. Interior Case Finish (Laminate only) 4. Bracket Paint Finish Sliding Doors 1. Pattern Number 2. Laminate Finish 3. Pull Finish	Horsepower Sliding Door Cabinet Case <i>Example:</i> YHP1SSD6028L, 118, 118, 118T YHP1S Horsepower Storage SD Sliding Door Cabinet Case 60 Width 28 For 28.5"H Horsepower L Laminate 118 Bright White Laminate 118 Bright White Laminate 118T Bright White Paint <i>Example:</i> YHP1SDK60L, 118, 118T YHP1S Horsepower Storage DK Sliding Door Kit 60 Width L Laminate 118 Bright White Laminate 118T Bright White Paint	Horsepower Sliding Door Cabinet Case Cabinets 48"W or wider include a stiffener Sliding Doors Hardware	Horsepower Sliding Door Cabinet Case Case Finish Options: (L) = All the same or different laminates for the exterior and interior case (V) = All the same veneer for the exterior and interior case Sliding Doors Door Finish Options: (L) = Laminate (V) = Veneer Door pulls are available in Knoll core paints, Dark Red (130), and Slate Blue (131) paint finishes.

Horsepower Wood Cabinets

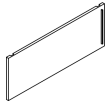
For 28.5"H Horsepower

Shared Sliding Door Cabinets with Opening on Right

description	w	d	h	pattern no.	All Same	Different	Different	V1	V2	V3
					Laminate (Core Lam.) (L)	Laminate Case/ Interior (Core Lam.) (L)	Laminate Case/Interior (Accent Lam.) (L)			
Horsepower Shared Sliding Door Cabinet Case, Opening on Right, For 28.5"H Horsepower	48"	15"	15"	YHP1SSDR4828()	\$2,644.	\$2,895.	\$4,166.	\$4,166.	\$4,775.	\$6,180.
	60"	15"	15"	YHP1SSDR6028()	3,352.	3,673.	4,705.	4,705.	5,392.	6,968.
	66"	15"	15"	YHP1SSDR6628()	3,440.	3,772.	4,879.	4,879.	5,591.	7,226.
	72"	15"	15"	YHP1SSDR7228()	3,529.	3,867.	5,050.	5,050.	5,788.	7,480.



Horsepower Shared Sliding Door Kit, Right, For 28.5"H Horsepower	48"	15"	15"	YHP1SDKR4828()	1,018.	n/a	n/a	1,400.	1,608.	2,090.
	60"	15"	15"	YHP1SDKR6028()	1,061.	n/a	n/a	1,479.	1,711.	2,227.
	66"	15"	15"	YHP1SDKR6628()	1,114.	n/a	n/a	1,566.	1,803.	2,349.
	72"	15"	15"	YHP1SDKR7228()	1,143.	n/a	n/a	1,612.	1,848.	2,403.



Ordering Information

Horsepower Sliding Door Cabinet Case

1. Pattern Number
2. Exterior Case Finish
3. Interior Case Finish (Laminate only)
4. Bracket Paint Finish

Sliding Doors

1. Pattern Number
2. Laminate Finish
3. Pull Finish

Order Code

Horsepower Sliding Door Cabinet Case

Example: **YHP1SSD6028L, 118, 118, 118T**

YHP1S	Horsepower Storage
SD	Sliding Door Cabinet Case
60	Width
28	For 28.5"H Horsepower
L	Laminate
118	Bright White Laminate
118	Bright White Laminate
118T	Bright White Paint

Example: **YHP1SDK60L, 118, 118T**

YHP1S	Horsepower Storage
DK	Sliding Door Kit
60	Width
L	Laminate
118	Bright White Laminate
118T	Bright White Paint

Included With

Horsepower Sliding Door Cabinet Case

Cabinets 48"W or wider include a stiffener

Sliding Doors

Hardware

Options

Horsepower Sliding Door Cabinet Case

Case Finish Options:

(L) = All the same or different laminates for the exterior and interior case
(V) = All the same veneer for the exterior and interior case

Sliding Doors

Door Finish Options:



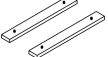
(L) = Laminate
(V) = Veneer

Door pulls are available in Knoll core paints, Dark Red (130), and Slate Blue (131) paint finishes.

Horsepower Wood Cabinets

Mounting Brackets and Ballast Kit

Antenna Workspaces

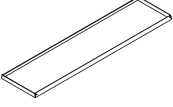
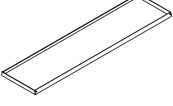
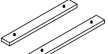
description	type	w	d	h	pattern no.	list
 Horsepower End Cabinet Brackets	Kit of 4 End brackets to support one cabinet at either end.	3 1/2"	1 1/2"	1 1/2"	YHP1SKA	\$122.
 Horsepower Mid Cabinet Brackets	Kit of Mid brackets to support between adjacent cabinets	5 1/8"	1 1/2"	1 1/2"	YHP1SKM	93.
 Horsepower Ballast Kit (pair)	For 30"W Wood Cabinet or Metal Shelf	24 1/2"	3"	1"	YHP1KUB30	562.
	For 36"W Wood Cabinet or Metal Shelf	30 1/2"	3"	3/8"	YHP1KUB36	562.
	For 48"W Wood Cabinet or Metal Shelf	42 1/2"	3"	1/2"	YHP1KUB48	562.

Horsepower

Ordering Information	Order Code	Included With	Options
Brackets 1. Pattern Number 2. Bracket Paint Finish	Horsepower Cabinet Brackets <i>Example:</i> YHP1SKA, 118T YHP1 Horsepower SKA End Brackets 118T Bright White Textured Paint	Horsepower Cabinet Brackets Attachment Hardware	Horsepower Cabinet Brackets

Horsepower Metal Shelves

25" h and 28.5" H

description	type	w	d	h	pattern no.	list
Horsepower Metal Shelves, For 25"H Independent Horsepower 	For 24"W Independent Horsepower	26"	11"	1 1/4"	YHP1SMS2425	\$339.
	For 30"W Independent Horsepower	32"	11"	1 1/4"	YHP1SMS3025	389.
	For 36"W Independent Horsepower	38"	11"	1 1/4"	YHP1SMS3625	423.
	For 48"W Independent Horsepower	50"	11"	1 1/4"	YHP1SMS4825	516.
Horsepower Metal Shelves, For 28 1/2"H Independent Horsepower 	For 24"W Independent Horsepower	26"	12"	1 1/4"	YHP1SMS2428	430.
	For 30"W Independent Horsepower	32"	12"	1 1/4"	YHP1SMS3028	451.
	For 36"W Independent Horsepower	38"	12"	1 1/4"	YHP1SMS3628	493.
	For 48"W Independent Horsepower	50"	12"	1 1/4"	YHP1SMS4828	595.
Horsepower Ballast Kit (pair) 	For 30"W Wood Cabinet or Metal Shelf	24 1/2"	3"	1"	YHP1KUB30	562.
	For 36"W Wood Cabinet or Metal Shelf	30 1/2"	3"	5/8"	YHP1KUB36	562.
	For 48"W Wood Cabinet or Metal Shelf	42 1/2"	3"	1/2"	YHP1KUB48	562.

Ordering Information

Horsepower Metal Shelf

1. Pattern Number
2. Paint Finish

Order Code

Horsepower Metal Shelf

Example: **YHP1SMS3025, 118T**

YHP1 Horsepower

SMS Metal Shelf

30 Width

25 For 25"H Horsepower

118T Bright White Textured Paint

Included With

Horsepower Metal Shelf

Attachment Hardware

Options

Horsepower Metal Shelf

Horsepower Accessories

Floor Anchors

description	type	w	d	h	pattern no.	list
Floor Anchors (pair)	For Horsepower Leg with Glides	1 1/2"	2"	1/3"	YHP1F	\$37.

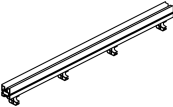
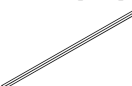



Horsepower

Ordering Information	Order Code	Included With	Options
Horsepower Floor Anchor	<u>Horsepower Floor Anchor</u>	Horsepower Floor Anchor	Horsepower Floor Anchor
1. Pattern Number	<i>Example:</i> YHP1F YHP1F Horsepower Floor Anchor		

Beams

Beams, End Cap, and Top Caps

description	type	w	d	h	pattern no.	list
	Full Width	36"	3"	3 1/4"	YNB36	\$605.
		42"	3"	3 1/4"	YNB42	605.
		48"	3"	3 1/4"	YNB48	605.
		54"	3"	3 1/4"	YNB54	707.
		60"	3"	3 1/4"	YNB60	707.
		66"	3"	3 1/4"	YNB66	724.
		72"	3"	3 1/4"	YNB72	745.
		78"	3"	3 1/4"	YNB78	1,135.
		84"	3"	3 1/4"	YNB84	1,167.
		90"	3"	3 1/4"	YNB90	1,199.
		96"	3"	3 1/4"	YNB96	1,199.
		108"	3"	3 1/4"	YNB108	1,332.
120"	3"	3 1/4"	YNB120	1,406.		
	Full Width	36"	3/4"	3/4"	YNBTC36	71.
		42"	3/4"	3/4"	YNBTC42	74.
		48"	3/4"	3/4"	YNBTC48	74.
		54"	3/4"	3/4"	YNBTC54	85.
		60"	3/4"	3/4"	YNBTC60	93.
		66"	3/4"	3/4"	YNBTC66	100.
		72"	3/4"	3/4"	YNBTC72	109.
		78"	3/4"	3/4"	YNBTC78	119.
		84"	3/4"	3/4"	YNBTC84	126.
		90"	3/4"	3/4"	YNBTC90	134.
96"	3/4"	3/4"	YNBTC96	142.		
	Full Height	3"	1 1/5"	6"	YNCE	75.

Ordering Information

1. Pattern Number
2. Paint Finish

Order Code

Beams

Example: **YNB60, 118T**

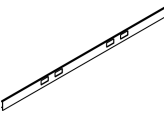
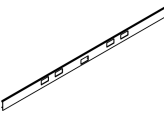
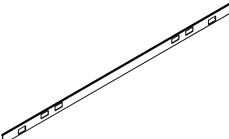
YNB	Power Beam, Beam
60	Width
118T	Bright White Paint

Included With

Beams
Anchor Brackets

Beam End Cap
Hardware

Standard Duplex Outlet Openings at Both Left and Right

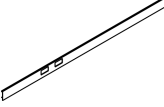
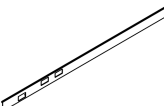
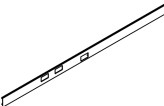
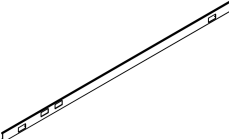
description	type	w*	d	h	pattern no.	list
Side cover, four outlets two left and two right 	For one side of 60" beam	60"		3"	YNC60D22()()	\$294.
	For one side of 66" beam	66"		3"	YNC66D22()()	305.
	For one side of 72" beam	72"		3"	YNC72D22()()	311.
	For one side of 78" beam	78"		3"	YNC78D22()()	319.
	For one side of 84" beam	84"		3"	YNC84D22()()	325.
	For one side of 90" beam	90"		3"	YNC90D22()()	332.
	For one side of 96" beam	96"		3"	YNC96D22()()	338.
Side cover, four outlets two left and two right telecom cutout center 	For one side of 60" beam	60"		3"	YNC60D22TC()()	316.
	For one side of 66" beam	66"		3"	YNC66D22TC()()	329.
	For one side of 72" beam	72"		3"	YNC72D22TC()()	334.
	For one side of 78" beam	78"		3"	YNC78D22TC()()	342.
	For one side of 84" beam	84"		3"	YNC84D22TC()()	347.
	For one side of 90" beam	90"		3"	YNC90D22TC()()	354.
	For one side of 96" beam	96"		3"	YNC96D22TC()()	359.
Side cover, four outlets two left and two right telecom cutout left & right 	For one side of 84" beam	84"		3"	YNC84D22TX()()	370.
	For one side of 90" beam	90"		3"	YNC90D22TX()()	376.
	For one side of 96" beam	96"		3"	YNC96D22TX()()	382.

*Nominal width

Ordering Information	Order Code	Included With	Options
Side Cover 1. Pattern Number 2. Paint Finish	Side Cover <i>Example:</i> YNC60D22TC00, 118T YNC Power Beam Side Cover 60 Width D Duplex Power Cutout 2 2 Power Cutouts Left 2 2 Power Cutouts Right T Telecom cutout C Telecom cutout center 00 Full Width 118T Bright White Paint	Side Cover Light Gap filler	00 = Full Width 10 = 1.5" less wide on left side 01 = 1.5" less wide on right side 11 = 1.5" less wide on both left and right side 30 = 3" less wide on left side 03 = 3" less wide on right side 13 = 1.5" less wide on left side, 3" less wide on right side 31 = 3" less wide on left side, 1.5" less wide on right side.

Covers for Power Beam

Standard Duplex Outlet Openings on Left only

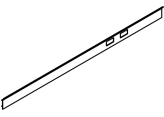
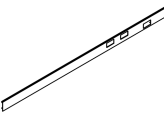
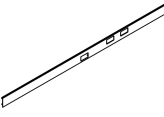
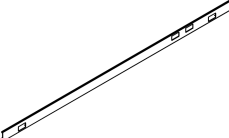
description	type	w*	d	h	pattern no.	list
Side cover two outlets on left 	For one side of 60" beam	60"		3"	YNC60D20()()	\$255.
	For one side of 66" beam	66"		3"	YNC66D20()()	268.
	For one side of 72" beam	72"		3"	YNC72D20()()	273.
	For one side of 78" beam	78"		3"	YNC78D20()()	281.
	For one side of 84" beam	84"		3"	YNC84D20()()	286.
	For one side of 90" beam	90"		3"	YNC90D20()()	294.
	For one side of 96" beam	96"		3"	YNC96D20()()	299.
Side cover two outlets on left telecom cut out left 	For one side of 60" beam	60"		3"	YNC60D20TL()()	278.
	For one side of 66" beam	66"		3"	YNC66D20TL()()	289.
	For one side of 72" beam	72"		3"	YNC72D20TL()()	296.
	For one side of 78" beam	78"		3"	YNC78D20TL()()	303.
	For one side of 84" beam	84"		3"	YNC84D20TL()()	309.
	For one side of 90" beam	90"		3"	YNC90D20TL()()	316.
	For one side of 96" beam	96"		3"	YNC96D20TL()()	321.
Side cover two outlets on left telecom cut out center 	For one side of 60" beam	60"		3"	YNC60D20TC()()	278.
	For one side of 66" beam	66"		3"	YNC66D20TC()()	289.
	For one side of 72" beam	72"		3"	YNC72D20TC()()	296.
	For one side of 78" beam	78"		3"	YNC78D20TC()()	303.
	For one side of 84" beam	84"		3"	YNC84D20TC()()	309.
	For one side of 90" beam	90"		3"	YNC90D20TC()()	316.
	For one side of 96" beam	96"		3"	YNC96D20TC()()	321.
Side cover two outlets on left telecom cut out left & right 	For one side of 84" beam	84"		3"	YNC84D20TX()()	332.
	For one side of 90" beam	90"		3"	YNC90D20TX()()	339.
	For one side of 96" beam	96"		3"	YNC96D20TX()()	344.

*Nominal width

Ordering Information	Order Code	Included With	Options
Side Cover 1. Pattern Number 2. Paint Finish	Side Cover <i>Example:</i> YNC60D2000, 118T YNC Power Beam Side Cover 60 Width D Duplex Power cutout 2 2 Power cutouts Left 0 No Power cutouts Right 00 Full Width 118T Bright White Paint	Side Cover Light Gap filler	00 = Full Width 10 = 1.5" less wide on left side 01 = 1.5" less wide on right side 11 = 1.5" less wide on both left and right side 30 = 3" less wide on left side 03 = 3" less wide on right side 13 = 1.5" less wide on left side, 3" less wide on right side 31 = 3" less wide on left side, 1.5" less wide on right side.

Covers for Power Beam

Standard Duplex Outlet Openings on Right only

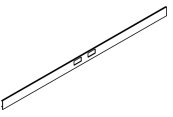
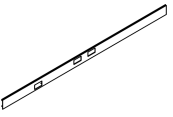
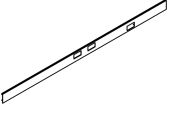
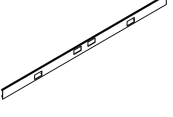
description	type	w*	d	h	pattern no.	list
Side cover two outlets on right 	For one side of 60" beam	60"		3"	YNC60D02 ()()	\$255.
	For one side of 66" beam	66"		3"	YNC66D02 ()()	268.
	For one side of 72" beam	72"		3"	YNC72D02 ()()	273.
	For one side of 78" beam	78"		3"	YNC78D02 ()()	281.
	For one side of 84" beam	84"		3"	YNC84D02 ()()	286.
	For one side of 90" beam	90"		3"	YNC90D02 ()()	294.
	For one side of 96" beam	96"		3"	YNC96D02 ()()	299.
Side cover two outlets on right telecom cutout right 	For one side of 60" beam	60"		3"	YNC60D02TR ()()	278.
	For one side of 66" beam	66"		3"	YNC66D02TR ()()	289.
	For one side of 72" beam	72"		3"	YNC72D02TR ()()	296.
	For one side of 78" beam	78"		3"	YNC78D02TR ()()	303.
	For one side of 84" beam	84"		3"	YNC84D02TR ()()	309.
	For one side of 90" beam	90"		3"	YNC90D02TR ()()	316.
	For one side of 96" beam	96"		3"	YNC96D02TR ()()	321.
Side cover two outlets on right telecom cutout center 	For one side of 60" beam	60"		3"	YNC60D02TC ()()	278.
	For one side of 66" beam	66"		3"	YNC66D02TC ()()	289.
	For one side of 72" beam	72"		3"	YNC72D02TC ()()	296.
	For one side of 78" beam	78"		3"	YNC78D02TC ()()	303.
	For one side of 84" beam	84"		3"	YNC84D02TC ()()	309.
	For one side of 90" beam	90"		3"	YNC90D02TC ()()	316.
	For one side of 96" beam	96"		3"	YNC96D02TC ()()	321.
Side cover two outlets on right telecom cutouts left & right 	For one side of 84" beam	84"		3"	YNC84D02TX ()()	332.
	For one side of 90" beam	90"		3"	YNC90D02TX ()()	339.
	For one side of 96" beam	96"		3"	YNC96D02TX ()()	344.

*Nominal width

Ordering Information	Order Code	Included With	Options
Side Cover 1. Pattern Number 2. Paint Finish	Side Cover <i>Example:</i> YNC84D02TX30, 118T YNC Power Beam Side Cover 84 Width D Duplex Power cutout 0 No Duplex Power cutout Left 2 2 Power cutouts Right T Telecom cutout X Telecom cutouts left and right 30 3" less wide on left side 118T Bright White Paint	Side Cover Light Gap filler	00 = Full Width 10 = 1.5" less wide on left side 01 = 1.5" less wide on right side 11 = 1.5" less wide on both left and right side 30 = 3" less wide on left side 03 = 3" less wide on right side 13 = 1.5" less wide on left side, 3" less wide on right side 31 = 3" less wide on left side, 1.5" less wide on right side.

Covers for Power Beam

Two Duplex Outlet Openings Centered

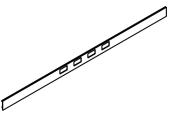
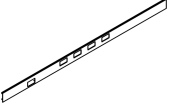
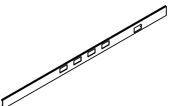
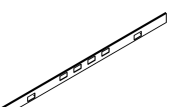
description	type	w*	d	h	pattern no.	list
Side cover two outlets centered 	For one side of 36" beam	36"		3"	YNC36D2C() ()	\$216.
	For one side of 42" beam	42"		3"	YNC42D2C() ()	222.
	For one side of 48" beam	48"		3"	YNC48D2C() ()	229.
	For one side of 54" beam	54"		3"	YNC54D2C() ()	242.
	For one side of 60" beam	60"		3"	YNC60D2C() ()	255.
	For one side of 66" beam	66"		3"	YNC66D2C() ()	268.
	For one side of 72" beam	72"		3"	YNC72D2C() ()	273.
	For one side of 78" beam	78"		3"	YNC78D2C() ()	281.
Side cover two outlets centered telecom cutout left 	For one side of 36" beam	36"		3"	YNC36D2CTL() ()	239.
	For one side of 42" beam	42"		3"	YNC42D2CTL() ()	245.
	For one side of 48" beam	48"		3"	YNC48D2CTL() ()	252.
	For one side of 54" beam	54"		3"	YNC54D2CTL() ()	266.
	For one side of 60" beam	60"		3"	YNC60D2CTL() ()	278.
	For one side of 66" beam	66"		3"	YNC66D2CTL() ()	289.
	For one side of 72" beam	72"		3"	YNC72D2CTL() ()	296.
	For one side of 78" beam	78"		3"	YNC78D2CTL() ()	303.
Side cover two outlets centered telecom cutout right 	For one side of 36" beam	36"		3"	YNC36D2CTR() ()	239.
	For one side of 42" beam	42"		3"	YNC42D2CTR() ()	245.
	For one side of 48" beam	48"		3"	YNC48D2CTR() ()	252.
	For one side of 54" beam	54"		3"	YNC54D2CTR() ()	266.
	For one side of 60" beam	60"		3"	YNC60D2CTR() ()	278.
	For one side of 66" beam	66"		3"	YNC66D2CTR() ()	289.
	For one side of 72" beam	72"		3"	YNC72D2CTR() ()	296.
	For one side of 78" beam	78"		3"	YNC78D2CTR() ()	303.
Side cover two outlets centered telecom cutout left & right 	For one side of 36" beam	36"		3"	YNC36D2CTX() ()	262.
	For one side of 42" beam	42"		3"	YNC42D2CTX() ()	268.
	For one side of 48" beam	48"		3"	YNC48D2CTX() ()	274.
	For one side of 54" beam	54"		3"	YNC54D2CTX() ()	287.
	For one side of 60" beam	60"		3"	YNC60D2CTX() ()	300.
	For one side of 66" beam	66"		3"	YNC66D2CTX() ()	312.
	For one side of 72" beam	72"		3"	YNC72D2CTX() ()	318.
	For one side of 78" beam	78"		3"	YNC78D2CTX() ()	327.

*Nominal width

Ordering Information	Order Code	Included With	Options
Side Cover	Side Cover	Side Cover	00 = Full Width
1. Pattern Number	<i>Example:</i> YNC60D2C00, 118T	Light Gap filler	10 = 1.5" less wide on left side
2. Paint Finish	YNC Power Beam Side Cover		01 = 1.5" less wide on right side
	60 Width		11 = 1.5" less wide on both left and right side
	D Duplex Power Cutout		30 = 3" less wide on left side
	2C 2 Power cutouts Centered		03 = 3" less wide on right side
	00 Full Width		13 = 1.5" less wide on left side, 3" less wide on right side
	118T Bright White Paint		31 = 3" less wide on left side, 1.5" less wide on right side.

Covers for Power Beam

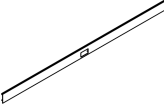
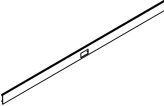
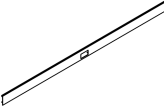
Four Duplex Outlet Openings Centered

description	type	w*	d	h	pattern no.	list
Side cover four outlets centered 	For one side of 48" beam	48"		3"	YNC48D4C()()	\$268.
	For one side of 54" beam	54"		3"	YNC54D4C()()	281.
	For one side of 60" beam	60"		3"	YNC60D4C()()	294.
	For one side of 66" beam	66"		3"	YNC66D4C()()	305.
	For one side of 72" beam	72"		3"	YNC72D4C()()	311.
	For one side of 78" beam	78"		3"	YNC78D4C()()	319.
Side cover four outlets centered telecom cutout left 	For one side of 48" beam	48"		3"	YNC48D4CTL()()	289.
	For one side of 54" beam	54"		3"	YNC54D4CTL()()	303.
	For one side of 60" beam	60"		3"	YNC60D4CTL()()	316.
	For one side of 66" beam	66"		3"	YNC66D4CTL()()	329.
	For one side of 72" beam	72"		3"	YNC72D4CTL()()	334.
	For one side of 78" beam	78"		3"	YNC78D4CTL()()	342.
Side cover four outlets centered telecom cutout right 	For one side of 48" beam	48"		3"	YNC48D4CTR()()	289.
	For one side of 54" beam	54"		3"	YNC54D4CTR()()	303.
	For one side of 60" beam	60"		3"	YNC60D4CTR()()	316.
	For one side of 66" beam	66"		3"	YNC66D4CTR()()	329.
	For one side of 72" beam	72"		3"	YNC72D4CTR()()	334.
	For one side of 78" beam	78"		3"	YNC78D4CTR()()	342.
Side cover four outlets centered telecom cutout left & right 	For one side of 48" beam	48"		3"	YNC48D4CTX()()	312.
	For one side of 54" beam	54"		3"	YNC54D4CTX()()	327.
	For one side of 60" beam	60"		3"	YNC60D4CTX()()	339.
	For one side of 66" beam	66"		3"	YNC66D4CTX()()	350.
	For one side of 72" beam	72"		3"	YNC72D4CTX()()	356.
	For one side of 78" beam	78"		3"	YNC78D4CTX()()	364.

*Nominal width

Ordering Information	Order Code	Included With	Options
Side Cover 1. Pattern Number 2. Paint Finish	Side Cover <i>Example:</i> YNC48D4CTR03, 118T YNC Power Beam Side Cover 60 Width D Duplex Power cutout 4C 4 Power cutouts Centered T Telecom cutout R Telecom cutout right 03 3" less wide on right side 118T Bright White Paint	Side Cover Light Gap filler	00 = Full Width 10 = 1.5" less wide on left side 01 = 1.5" less wide on right side 11 = 1.5" less wide on both left and right side 30 = 3" less wide on left side 03 = 3" less wide on right side 13 = 1.5" less wide on left side, 3" less wide on right side 31 = 3" less wide on left side, 1.5" less wide on right side.

Covers for Power Beam Telecom Cutouts Only

description	w	d	h	pattern no.	list
Side cover telecom cutout center full width 	36"		3"	YNC36NTC()	\$200.
	42"		3"	YNC42NTC()	207.
	48"		3"	YNC48NTC()	214.
	54"		3"	YNC54NTC()	227.
	60"		3"	YNC60NTC()	239.
	66"		3"	YNC66NTC()	252.
	72"		3"	YNC72NTC()	259.
	78"		3"	YNC78NTC()	266.
	84"		3"	YNC84NTC()	271.
	90"		3"	YNC90NTC()	278.
96"		3"	YNC96NTC()	283.	
Side cover telecom cutout center 1.5" less than full 	34 1/2"		3"	YNC34NTC()	200.
	40 1/2"		3"	YNC40NTC()	207.
	46 1/2"		3"	YNC46NTC()	214.
	52 1/2"		3"	YNC52NTC()	227.
	58 1/2"		3"	YNC58NTC()	239.
	64 1/2"		3"	YNC64NTC()	252.
	70 1/2"		3"	YNC70NTC()	259.
	76 1/2"		3"	YNC76NTC()	266.
	82 1/2"		3"	YNC82NTC()	271.
	88 1/2"		3"	YNC88NTC()	278.
94 1/2"		3"	YNC94NTC()	283.	
Side cover telecom cutout center 3" less than full 	33"		3"	YNC33NTC()	200.
	39"		3"	YNC39NTC()	207.
	45"		3"	YNC45NTC()	214.
	51"		3"	YNC51NTC()	227.
	57"		3"	YNC57NTC()	239.
	63"		3"	YNC63NTC()	252.
	69"		3"	YNC69NTC()	259.
	75"		3"	YNC75NTC()	266.
	81"		3"	YNC81NTC()	271.
	87"		3"	YNC87NTC()	278.
93"		3"	YNC93NTC()	283.	

Ordering Information

- Side Cover**
1. Pattern Number
2. Paint Finish

Order Code

Side Cover	
<i>Example:</i> YNC30NTC, 118T	
YNC	Power Beam Side Cover
60	Width
N	No Duplex
T	Telecom
C	Telecom Cutout Center
118T	Bright White Paint

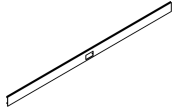
Included With

Side Cover
Light Gap filler

Options

Covers for Power Beam Telecom Cutouts Only

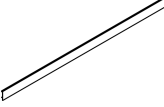
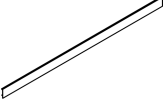
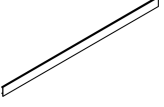
description	w	d	h	pattern no.	list
Side cover	32"		3"	YNC32NTC()	\$200.
telecom cutout center	38"		3"	YNC38NTC()	207.
4.5" less than full	44"		3"	YNC44NTC()	214.
(1.5" one side, 3" one side)	50"		3"	YNC50NTC()	227.
	56"		3"	YNC56NTC()	239.
	62"		3"	YNC62NTC()	252.
	68"		3"	YNC68NTC()	259.
	74"		3"	YNC74NTC()	266.
	80"		3"	YNC80NTC()	271.
	86"		3"	YNC86NTC()	278.
	92"		3"	YNC92NTC()	283.



Ordering Information	Order Code	Included With	Options
Side Cover	Side Cover	Side Cover	
1. Pattern Number	<i>Example:</i> YNC30NTC, 118T	Light Gap filler	
2. Paint Finish	YNC Power Beam Side Cover		
	60 Width		
	N No Duplex		
	T Telecom		
	C Telecom Cutout Center		
	118T Bright White Paint		

Covers for Power Beam

No Outlet Openings

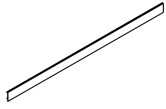
description	type	w	d	h	pattern no.	list
Side covers, no outlets full width 		36"		3"	YNC36N	\$176.
		42"		3"	YNC42N	183.
		48"		3"	YNC48N	191.
		54"		3"	YNC54N	203.
		60"		3"	YNC60N	215.
		66"		3"	YNC66N	227.
		72"		3"	YNC72N	234.
		78"		3"	YNC78N	240.
		84"		3"	YNC84N	246.
		90"		3"	YNC90N	253.
	96"		3"	YNC96N	259.	
Side covers, no outlets 1.5" less than full 		34 1/2"		3"	YNC34N	176.
		40 1/2"		3"	YNC40N	183.
		46 1/2"		3"	YNC46N	191.
		52 1/2"		3"	YNC52N	203.
		58 1/2"		3"	YNC58N	215.
		64 1/2"		3"	YNC64N	227.
		70 1/2"		3"	YNC70N	234.
		76 1/2"		3"	YNC76N	240.
		82 1/2"		3"	YNC82N	246.
		88 1/2"		3"	YNC88N	253.
	94 1/2"		3"	YNC94N	259.	
Side covers, no outlets 3" less than full 		33"		3"	YNC33N	176.
		39"		3"	YNC39N	183.
		45"		3"	YNC45N	191.
		51"		3"	YNC51N	203.
		57"		3"	YNC57N	215.
		63"		3"	YNC63N	227.
		69"		3"	YNC69N	234.
		75"		3"	YNC75N	240.
		81"		3"	YNC81N	246.
		87"		3"	YNC87N	253.
	93"		3"	YNC93N	259.	

Ordering Information	Order Code	Included With	Options
Side Cover	Side Cover	Side Cover	
1. Pattern Number	<i>Example:</i> YNC60N, 118T	Light Gap filler	
2. Paint Finish	YNC Power Beam Side Cover		
	60 Width		
	N No Knockouts		
	118T Bright White Paint		

Covers for Power Beam

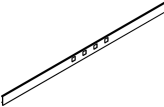
No Outlet Openings

description	type	w	d	h	pattern no.	list
Side covers, no outlets		32"		3"	YNC32N	\$178.
4.5" less than full (1.5" one side, 3" one side)		38"		3"	YNC38N	184.
		44"		3"	YNC44N	193.
		50"		3"	YNC50N	205.
		56"		3"	YNC56N	216.
		62"		3"	YNC62N	229.
		68"		3"	YNC68N	236.
		74"		3"	YNC74N	242.
		80"		3"	YNC80N	249.
		86"		3"	YNC86N	255.
		92"		3"	YNC92N	261.



Ordering Information	Order Code	Included With	Options
Side Cover	Side Cover	Side Cover	
1. Pattern Number	<i>Example:</i> YNC60N, 118T	Light Gap filler	
2. Paint Finish	YNC Power Beam Side Cover		
	60 Width		
	N No Knockouts		
	118T Bright White Paint		

Beam Covers for Plug-in Power Simplex and USB outlet openings

description	type	w	d	h	pattern no.	list
 Side cover, Plug-in outlets, Outlets Centered	full width	42"		3"	YNC42S4	\$261.
	full width	48"		3"	YNC48S4	268.
	full width	54"		3"	YNC54S4	281.
	full width	60"		3"	YNC60S4	294.
	full width	66"		3"	YNC66S4	305.
	full width	72"		3"	YNC72S4	311.
	full width	78"		3"	YNC78S4	319.
	full width	84"		3"	YNC84S4	325.
	full width	90"		3"	YNC90S4	332.
	full width	96"		3"	YNC96S4	338.

Ordering Information

- Side Cover**
 1. Pattern Number
 2. Paint Finish

Order Code

Side Cover	
<i>Example:</i>	YNC60S4
YNC	Power Beam Side Cover
60	Width
S4	Simplex Knockout, 4 Centered
118T	Bright White Paint

Included With

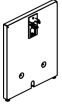
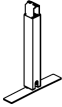

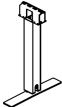

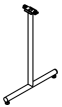

Side Cover
 Four simplex knockouts, centered.

Options

Side Cover
 Full Width only.

Beam Supports

Legs and End Panels

description	type	w	d	h	pattern no.	list
 Beam end panel, with cable path	end of 22"H	18"	1 1/2"	22 1/4"	YNSEPC22	\$927.
	end of 28"H	18"	1 1/2"	28 1/2"	YNSEPC28	947.
 Square end leg with foot	end of 22"H beam	3"	3"	18 3/4"	YNSCELF22(N/G)	637.
	end of 28"H beam	3"	3"	25 1/4"	YNSCELF28(N/G)	644.
	end of 34"H beam	3"	3"	31 1/2"	YNSCELF34(N/G)	695.
 Square end leg without foot	end of 22"H beam	3"	3"	18 3/4"	YNSCELN22(N/G)	570.
	end of 28"H beam	3"	3"	25 1/4"	YNSCELN28(N/G)	576.
	end of 34"H beam	3"	3"	31 1/2"	YNSCELN34(N/G)	631.
 Square mid leg with foot	mid of 22"H beam	3"	3"	18 3/4"	YNSCILF22(N/G)	719.
	mid of 28"H beam	3"	3"	25 1/4"	YNSCILF28(N/G)	724.
	mid of 34"H beam	3"	3"	31 1/2"	YNSCILF34(N/G)	783.
 Square mid leg without foot	mid of 22"H beam	3"	3"	18 3/4"	YNSCILN22(N/G)	474.
	mid of 28"H beam	3"	3"	25 1/4"	YNSCILN28(N/G)	479.
	mid of 34"H beam	3"	3"	31 1/2"	YNSCILN34(N/G)	543.
 Round T-leg	end or mid of 22"H beam	1 1/4"	1 1/4"	18 3/4"	YNSRTL22	378.
	end or mid of 28"H beam	1 1/4"	1 1/4"	25 1/4"	YNSRTL28	384.
	end or mid of 34"H beam	1 1/4"	1 1/4"	31 1/2"	YNSRTL34	461.
 Round Straight-leg	mid of 22"H beam	1 1/4"	1 1/4"	18 3/4"	YNSRIL22	253.
	mid of 28"H beam	1 1/4"	1 1/4"	25 1/4"	YNSRIL28	259.
	mid of 34"H beam	1 1/4"	1 1/4"	31 1/2"	YNSRIL34	316.

Ordering Information

Square Leg

1. Pattern Number
2. Paint Finish Leg
3. Paint Finish Foot

Round Leg

1. Pattern Number
2. Paint Finish

End Panel

1. Pattern Number
2. Paint Finish

Order Code

Square Leg

Example: **YNSCELF28G, 118T, 118T**

YNS	Power Beam Supports
CEL	Square End Leg
F	With Foot
28	Height
G	with Grommet for Cables
118T	Bright White Paint
118T	Bright White Paint

Included With

Square Leg

Attachment Hardware

Round Leg

Attachment Hardware

Beam End Panel

Attachment Hardware

Mobile A-Leg

One Locking, one non-locking
caster
Attachment Hardware

Beam Supports

Legs and End Panels

description	type	w	d	h	pattern no.	list
Mobile A-Leg	end of 22"H beam	1 1/4"	12 1/3"	18 3/4"	YNSALM22	\$504.
	end of 28"H beam	1 1/4"	15 3/4"	18 3/4"	YNSALM28	568.



Ordering Information

Square Leg

1. Pattern Number
2. Paint Finish Leg
3. Paint Finish Foot

Round Leg

1. Pattern Number
2. Paint Finish

End Panel

1. Pattern Number
2. Paint Finish

Order Code

Square Leg

Example: **YNSCELF28G, 118T, 118T**

YNS	Power Beam Supports
CEL	Square End Leg
F	With Foot
28	Height
G	with Grommet for Cables
118T	Bright White Paint
118T	Bright White Paint

Included With

Square Leg

Attachment Hardware

Round Leg

Attachment Hardware

Beam End Panel

Attachment Hardware

Mobile A-Leg

One Locking, one non-locking
caster
Attachment Hardware

Beam Supports

Low Beam Foot

description	type	w	d	h	pattern no.	list
Low Beam Foot	For 9.5" high beam	6½"	2¼"	6½"	YNSF	\$239.



Ordering Information

- Low Beam Foot**
 1. Pattern Number
 2. Paint Finish

Order Code




Low Beam Foot	
<i>Example:</i>	YNSF, 118T
YNS	Power Beam Support
F	Low Beam Foot
118T	Bright White Paint

Included With

Low Foot Beam
 Attachment Hardware

Beam Supports

Legs for New York City Hardwire Infeed

description	type	w	d	h	pattern no.	list
 Square end leg with foot, for NYC	end of 22"H beam	3"	3"	18 ³ / ₄ "	YNSCELF22NYN	\$794.
	end of 28"H beam	3"	3"	25 ¹ / ₄ "	YNSCELF28NYN	821.
	end of 34"H beam	3"	3"	31 ¹ / ₂ "	YNSCELF34NYN	865.
 Square mid leg with foot, for NYC	mid of 22"H beam	3"	3"	18 ³ / ₄ "	YNSCILF22NYN	895.
	mid of 28"H beam	3"	3"	25 ¹ / ₄ "	YNSCILF28NYN	927.
	mid of 34"H beam	3"	3"	31 ¹ / ₂ "	YNSCILF34NYN	971.
 Square mid leg without foot, for NYC	mid of 22"H beam	3"	3"	18 ³ / ₄ "	YNSCILN22NYN	663.
	mid of 28"H beam	3"	3"	5 ¹ / ₄ "	YNSCILN28NYN	700.
	mid of 34"H beam	3"	3"	31 ¹ / ₂ "	YNSCILN34NYN	732.

Ordering Information

Square Leg

1. Pattern Number
2. Paint Finish Leg
3. Paint Finish Foot

Round Leg

1. Pattern Number
2. Paint Finish

End Panel

1. Pattern Number
2. Paint Finish

Order Code

Square Leg

Example: **YNSCELF28G, 118T, 118T**

YNS	Power Beam Supports
CEL	Square End Leg
F	With Foot
28	Height
G	with Grommet for Cables
118T	Bright White Paint
118T	Bright White Paint

Included With

Square Leg

Attachment Hardware

Round Leg





Attachment Hardware

Beam End Panel

Attachment Hardware

Beam Supports

Junction with 3" x 3" Square Leg

description	type	w	d	h	pattern no.	list
 Square Junctions, L	For 22" beam	3"	3"	22"	YNSCJL22(N/G)	\$1,167.
	For 28" beam	3"	3"	28"	YNSCJL28(N/G)	1,199.
	For 34" beam	3"	3"	34"	YNSCJL34(N/G)	1,295.
 Square Junctions, T	For 22" beam	3"	3"	22"	YNSCJT22(N/G)	1,199.
	For 28" beam	3"	3"	28"	YNSCJT28(N/G)	1,230.
	For 34" beam	3"	3"	34"	YNSCJT34(N/G)	1,325.
 Square Junctions, X	For 22" beam	3"	3"	22"	YNSCJX22(N/G)	1,355.
	For 28" beam	3"	3"	28"	YNSCJX28(N/G)	1,387.
	For 34" beam	3"	3"	34"	YNSCJX34(N/G)	1,452.
 Triangle Junctions, Y (120°)	For 22" beam	3"	3"	22"	YNSCJY22(N/G)	1,433.
	For 28" beam	3"	3"	28"	YNSCJY28(N/G)	1,540.
	For 34" beam	3"	3"	34"	YNSCJY34(N/G)	1,678.

Ordering Information

- Square Junction**
1. Pattern Number
 2. Paint Finish Top
 3. Paint Finish Leg

Order Code





Square Junction	
<i>Example:</i>	YNSCJL28N,118T,118T
YNS	Power Beam Support
CJL	Square Junction, L
28	Height
N	No grommet for Cable
118T	Bright White Paint
118T	Bright White Paint

Included With

Square Junction
Attachment Hardware

Beam Supports

Junction with Round Leg

description	type	w	d	h	pattern no.	list
 Round Junction, L	For 22" beam	1 1/4"	1 1/4"	22"	YNSRJL22()	\$1,133.
	For 28" beam	1 1/4"	1 1/4"	28"	YNSRJL28()	1,145.
	For 34" beam	1 1/4"	1 1/4"	34"	YNSRJL34()	1,164.
 Round Junction, T	For 22" beam	1 1/4"	1 1/4"	22"	YNSRJT22()	1,212.
	For 28" beam	1 1/4"	1 1/4"	28"	YNSRJT28()	1,226.
	For 34" beam	1 1/4"	1 1/4"	34"	YNSRJT34()	1,256.
 Round Junction, X	For 22" beam	1 1/4"	1 1/4"	22"	YNSRJX22()	1,317.
	For 28" beam	1 1/4"	1 1/4"	28"	YNSRJX28()	1,335.
	For 34" beam	1 1/4"	1 1/4"	34"	YNSRJX34()	1,367.
 Round Junction, Y (120°)	For 22" beam	1 1/4"	1 1/4"	22"	YNSRJY22()	1,312.
	For 28" beam	1 1/4"	1 1/4"	28"	YNSRJY28()	1,337.
	For 34" beam	1 1/4"	1 1/4"	34"	YNSRJY34()	1,387.

Ordering Information

- Round Junction**
1. Pattern Number
 2. Paint Finish Top
 3. Paint Finish Leg

Order Code

Square Junction

Example: **YNSRJY22,118T**

YNS Power Beam Support

CJ Round Junction

22 Height

118T Bright White Paint




Included With

Round Junction

Attachment Hardware

Power Pole for Power Beam

End Power Pole

description	type	w	d	h	pattern no.	list
 Power Pole, End-Beam, Straight	For 28" beam	3"	3"	120"	YNRCJES120()	\$2,419.
	For 28" beam	3"	3"	144"	YNRCJES144()	2,419.
	For 28" beam	3"	3"	28"	YNRCJES28()	1,102.
	For 34" beam	3"	3"	34"	YNRCJES34()	1,164.
 Power Pole, End-Beam, Left Hand	For 28" beam	3"	3"	120"	YNRCJEL120()	2,419.
	For 28" beam	3"	3"	144"	YNRCJEL144()	2,419.
	For 28" beam	3"	3"	28"	YNRCJEL28()	1,102.
	For 34" beam	3"	3"	34"	YNRCJEL34()	1,164.
 Power Pole, End-Beam, Right Hand	For 28" beam	3"	3"	120"	YNRCJER120()	2,419.
	For 28" beam	3"	3"	144"	YNRCJER144()	2,419.
	For 28" beam	3"	3"	28"	YNRCJER28()	1,102.
	For 34" beam	3"	3"	34"	YNRCJER34()	1,164.

Ordering Information

Power Pole

1. Pattern Number
2. Pole Paint Finish
3. Leveller Paint Finish (only 120" and 144")

Order Code

Power Pole

Example: **YNRCJES28,118T**

YN	Antenna
R	Power
CJ	Square Junction
E	End Power Pole
S	Straight
28	28.5" high
118T	Bright White Paint

Included With

Power Pole





120" ships in two segments (96" and 24")
 144" ships in two segments (96" and 48")

Options

Power Pole

Finish Options:
 Pole Paint Finish
 Leveller Paint (Only for 120" and 140" Poles)

Power Pole for Power Beam L, T and Straight Power Pole

description	type	w	d	h	pattern no.	list
 Power Pole, L-Beam, Left Hand	For 28" beam	3"	3"	120"	YNRCJLL120()	\$2,449.
	For 28" beam	3"	3"	144"	YNRCJLL144()	2,449.
	For 28" beam	3"	3"	28"	YNRCJLL28()	1,164.
	For 34" beam	3"	3"	34"	YNRCJLL34()	1,226.
 Power Pole, L-Beam, Right Hand	For 28" beam	3"	3"	120"	YNRCJLR120()	2,449.
	For 28" beam	3"	3"	144"	YNRCJLR144()	2,449.
	For 28" beam	3"	3"	28"	YNRCJLR28()	1,164.
	For 34" beam	3"	3"	34"	YNRCJLR34()	1,226.
 Power Pole, T-Beam	For 28" beam	3"	3"	120"	YNRCJT120()	2,511.
	For 28" beam	3"	3"	144"	YNRCJT144()	2,511.
	For 28" beam	3"	3"	28"	YNRCJT28()	1,226.
	For 34" beam	3"	3"	34"	YNRCJT34()	1,285.
 Power Pole, In-line Beams	For 28" beam	3"	3"	120"	YNRCJS120()	2,449.
	For 28" beam	3"	3"	144"	YNRCJS144()	2,449.
	For 28" beam	3"	3"	28"	YNRCJS28()	1,164.
	For 34" beam	3"	3"	34"	YNRCJS34()	1,226.
Power Pole Cable Divider, kit of 5	For mounting in Power Pole	3"	1/8"	4"	YNRCDS	46.

Ordering Information

Power Pole

1. Pattern Number
2. Pole Paint Finish
3. Leveller Paint Finish (only 120" and 144")

Order Code

Power Pole

Example: **YNRCJL28,118T**

YN	Antenna
R	Power
CJ	Square Junction
L	L-Beam
L	Left Hand
28	28.5" high
118T	Bright White Paint

Included With

Power Pole

120" ships in two segments (96" and 24")
 144" ships in two segments (96" and 48")
 Splice Kit (120" and 144" poles)
 Internal Cable Divider.



Options

Power Pole

Finish Options:
 Pole Paint Finish
 Leveller Paint (Only for 120" and 140" Poles)

Beam Junctions

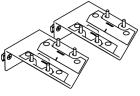
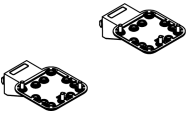
Beam Connector and Beam Starter

description	type	w	d	h	pattern no.	list
Beam Connector Kit 	beam-to-beam in line	3/4"	1/4"	3"	YNBBK	\$38.
Beam starter 	beam-to-beam perpendicular	3"	1 1/4"	6"	YNSBBS	176.

Ordering Information	Order Code	Included With
Beam Starter	Beam Starter	Beam Starter
1. Pattern Number	<i>Example:</i> YNSBBS, 118T	Attachment Hardware
2. Paint Finish	YNS Power Beam Support	
	BBS Beam to Beam Starter	
	118T Bright White Paint	

Table and Rail Supports

Antenna Rail

description	type	w	d	h	pattern no.	list
Rail Support adapters	2 cradles connecting beam to rails and desktop	3"	1 1/4"	6"	YNSBAR	\$346.
						
Simple Table Support adapters	2 simple table brackets connecting beam to desktop	5"	5"	2 1/8"	YNSBAS	191.
						

Ordering Information

Rail Support Adapters

1. Pattern Number
2. Paint Finish

Order Code

Rail Support Adapters

Example: **YNSBAR, 118T**

YNS Power Beam

BAR Rail Support Adapters

118T Bright White Paint

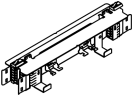
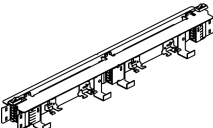
Included With

Rails Support Adapters

Attachment Hardware

Power Components

Harnesses

description	type	w	d	h	pattern no.	list
 Power harness, 12"	2 duplex each side, 2+2	12"	2"	2"	YNREH12	\$261.
	2 duplex each side, 3+3	12"	2"	2"	YNRTH12	296.
	2 duplex each side, 4-4-2	12"	2"	2"	YNRXH12	309.
 Power harness, 22"	4 duplex each side, 2+2	22"	2"	2"	YNREH22	474.
	4 duplex each side, 3+3	22"	2"	2"	YNRTH22	570.
	4 duplex each side, 4-4-2	22"	2"	2"	YNRXH22	596.

Ordering Information

Electrical Components

1. Pattern Number

Order Code

Electrical Components

Example: **YNREH12**




YNR Power Beam Electrical

EH Harness, 2+2

12 Width

Power Components

Duplex Outlets and Outlet Fillers

description	type	w	d	h	pattern no.	list
 Duplex outlets 2+2 or 3+3	Circuit A	1 1/2"	1 1/8"	4 1/2"	YNRXDA	\$71.
	Circuit B	1 1/2"	1 1/8"	4 1/2"	YNRXDB	71.
	Circuit C	1 1/2"	1 1/8"	4 1/2"	YNRXDC	71.
	Circuit X	1 1/2"	1 1/8"	4 1/2"	YNRXDX	71.
	Circuit Y	1 1/2"	1 1/8"	4 1/2"	YNRXDY	71.
	Circuit Z	1 1/2"	1 1/8"	4 1/2"	YNRXDZ	71.
 Duplex outlets for 4-4-2	Circuit 1	1 1/2"	1 1/8"	4 1/2"	YNRXD1	71.
	Circuit 2	1 1/2"	1 1/8"	4 1/2"	YNRXD2	71.
	Circuit 3	1 1/2"	1 1/8"	4 1/2"	YNRXD3	71.
	Circuit 4	1 1/2"	1 1/8"	4 1/2"	YNRXD4	71.
 Outlet fillers	set of 10	1 1/4"	1/4"	2 1/2"	YNROF	440.

Ordering Information

Electrical Components

1. Pattern Number

Order Code

Electrical Components

Example: **YNREH12**

YNR Power Beam Electrical

EH Harness, 2+2

12 Width

Options

Duplex Outlet

111 = Jet Black

118 = Bright White



Add suffix **C** for controlled circuit symbol.

Add suffix **O** for Orange outlet (Circuits X, Y, Z, 3 and 4 only).

Add suffix **T** for Orange triangle (Circuits X, Y, and Z only).

Power Components

Duplex USB Outlets

description	type	w	d	h	pattern no.	list
 USB outlets 2+2 or 3+3	Circuit A	1 1/2"	1 1/8"	4 1/2"	YNRXUSBA	\$284.
	Circuit B	1 1/2"	1 1/8"	4 1/2"	YNRXUSBB	284.
	Circuit C	1 1/2"	1 1/8"	4 1/2"	YNRXUSBC	284.
	Circuit X	1 1/2"	1 1/8"	4 1/2"	YNRXUSBX	284.
	Circuit Y	1 1/2"	1 1/8"	4 1/2"	YNRXUSBY	284.
	Circuit Z	1 1/2"	1 1/8"	4 1/2"	YNRXUSBZ	284.
 USB outlets 4-4-2	Circuit 1	1 1/2"	1 1/8"	4 1/2"	YNRXUSB1	284.
	Circuit 2	1 1/2"	1 1/8"	4 1/2"	YNRXUSB2	284.
	Circuit 3	1 1/2"	1 1/8"	4 1/2"	YNRXUSB3	284.
	Circuit 4	1 1/2"	1 1/8"	4 1/2"	YNRXUSB4	284.

Ordering Information

Electrical Components

1. Pattern Number

Order Code

Electrical Components

<i>Example:</i>	YNREH12
YNR	Power Beam Electrical
EH	Harness, 2+2
12	Width

Options

Electrical Components

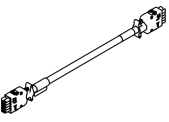
USB Outlets

111 = Jet Black
118 = Bright White

Power Components

Jumpers for between 12" Harnesses

2+2 Electrical Systems

description	type	w*	d	h	pattern no.	list
 Jumper cable	2+2	12"	1"	1"	YNRJE12	\$152.
	2+2	18"	1"	1"	YNRJE18	165.
	2+2	24"	1"	1"	YNRJE24	172.
	2+2	27"	1"	1"	YNRJE27	182.
	2+2	30"	1"	1"	YNRJE30	185.
	2+2	33"	1"	1"	YNRJE33	192.
	2+2	36"	1"	1"	YNRJE36	197.
	2+2	39"	1"	1"	YNRJE39	207.
	2+2	42"	1"	1"	YNRJE42	216.
	2+2	45"	1"	1"	YNRJE45	219.
	2+2	48"	1"	1"	YNRJE48	227.
	2+2	51"	1"	1"	YNRJE51	229.
	2+2	54"	1"	1"	YNRJE54	235.
	2+2	57"	1"	1"	YNRJE57	248.
	2+2	60"	1"	1"	YNRJE60	252.
	2+2	63"	1"	1"	YNRJE63	258.
	2+2	66"	1"	1"	YNRJE66	261.
	2+2	69"	1"	1"	YNRJE69	270.
	2+2	72"	1"	1"	YNRJE72	273.
	2+2	75"	1"	1"	YNRJE75	291.
	2+2	78"	1"	1"	YNRJE78	295.
	2+2	81"	1"	1"	YNRJE81	300.
	2+2	84"	1"	1"	YNRJE84	307.
	2+2	87"	1"	1"	YNRJE87	315.
	2+2	90"	1"	1"	YNRJE90	320.
	2+2	96"	1"	1"	YNRJE96	328.
	2+2	99"	1"	1"	YNRJE99	333.
	2+2	102"	1"	1"	YNRJE102	339.
	2+2	105"	1"	1"	YNRJE105	345.
	2+2	108"	1"	1"	YNRJE108	345.
2+2	114"	1"	1"	YNRJE114	357.	
2+2	117"	1"	1"	YNRJE117	376.	
2+2	120"	1"	1"	YNRJE120	376.	
2+2	123"	1"	1"	YNRJE123	389.	
2+2	132"	1"	1"	YNRJE132	403.	
2+2	135"	1"	1"	YNRJE135	421.	
2+2	144"	1"	1"	YNRJE144	438.	
2+2	147"	1"	1"	YNRJE147	449.	

* Nominal width

Ordering Information

Electrical Component

1. Pattern Number

Order Code

Electrical Component

Example: **YNRJE60**

YNR Power Beam Electrical

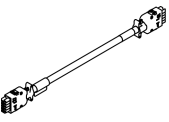
JE Jumper, 2+2

60 Width

Power Components

Jumpers for between 12" Harnesses

3+3 Electrical Systems

description	type	w*	d	h	pattern no.	list
	3+3	12"	1"	1"	YNRJT12	\$197.
	3+3	18"	1"	1"	YNRJT18	211.
	3+3	24"	1"	1"	YNRJT24	227.
	3+3	27"	1"	1"	YNRJT27	238.
	3+3	30"	1"	1"	YNRJT30	241.
	3+3	33"	1"	1"	YNRJT33	248.
	3+3	36"	1"	1"	YNRJT36	256.
	3+3	39"	1"	1"	YNRJT39	270.
	3+3	42"	1"	1"	YNRJT42	280.
	3+3	45"	1"	1"	YNRJT45	287.
	3+3	48"	1"	1"	YNRJT48	294.
	3+3	51"	1"	1"	YNRJT51	299.
	3+3	54"	1"	1"	YNRJT54	302.
	3+3	57"	1"	1"	YNRJT57	324.
	3+3	60"	1"	1"	YNRJT60	327.
	3+3	63"	1"	1"	YNRJT63	336.
	3+3	66"	1"	1"	YNRJT66	339.
	3+3	69"	1"	1"	YNRJT69	351.
	3+3	72"	1"	1"	YNRJT72	353.
	3+3	75"	1"	1"	YNRJT75	379.
	3+3	78"	1"	1"	YNRJT78	385.
	3+3	81"	1"	1"	YNRJT81	390.
	3+3	84"	1"	1"	YNRJT84	402.
	3+3	87"	1"	1"	YNRJT87	409.
	3+3	90"	1"	1"	YNRJT90	417.
	3+3	96"	1"	1"	YNRJT96	424.
	3+3	99"	1"	1"	YNRJT99	433.
	3+3	102"	1"	1"	YNRJT102	441.
	3+3	105"	1"	1"	YNRJT105	449.
	3+3	108"	1"	1"	YNRJT108	449.
3+3	114"	1"	1"	YNRJT114	466.	
3+3	117"	1"	1"	YNRJT117	490.	
3+3	120"	1"	1"	YNRJT120	490.	
3+3	123"	1"	1"	YNRJT123	506.	
3+3	132"	1"	1"	YNRJT132	521.	
3+3	135"	1"	1"	YNRJT135	548.	
3+3	144"	1"	1"	YNRJT144	571.	
3+3	147"	1"	1"	YNRJT147	584.	

*Nominal width

Ordering Information

Electrical Components

1. Pattern Number

Order Code

Electrical Component

Example: **YNRJT60**

YNR Power Beam Electrical

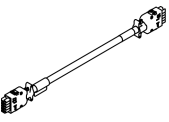
JT Jumper, 3+3

60 Width

Power Components

Jumpers for between 12" Harnesses

4-4-2 Electrical Systems

description	type	w*	d	h	pattern no.	list
	4-4-2	12"	1"	1"	YNRJX12	\$205.
	4-4-2	18"	1"	1"	YNRJX18	224.
	4-4-2	24"	1"	1"	YNRJX24	238.
	4-4-2	27"	1"	1"	YNRJX27	248.
	4-4-2	30"	1"	1"	YNRJX30	254.
	4-4-2	33"	1"	1"	YNRJX33	260.
	4-4-2	36"	1"	1"	YNRJX36	270.
	4-4-2	39"	1"	1"	YNRJX39	282.
	4-4-2	42"	1"	1"	YNRJX42	294.
	4-4-2	45"	1"	1"	YNRJX45	300.
	4-4-2	48"	1"	1"	YNRJX48	307.
	4-4-2	51"	1"	1"	YNRJX51	315.
	4-4-2	54"	1"	1"	YNRJX54	321.
	4-4-2	54"	1"	1"	YNRJX57	339.
	4-4-2	60"	1"	1"	YNRJX60	340.
	4-4-2	63"	1"	1"	YNRJX63	351.
	4-4-2	66"	1"	1"	YNRJX66	354.
	4-4-2	69"	1"	1"	YNRJX69	368.
	4-4-2	72"	1"	1"	YNRJX72	372.
	4-4-2	75"	1"	1"	YNRJX75	400.
	4-4-2	78"	1"	1"	YNRJX78	404.
	4-4-2	81"	1"	1"	YNRJX81	410.
	4-4-2	84"	1"	1"	YNRJX84	419.
	4-4-2	87"	1"	1"	YNRJX87	427.
	4-4-2	90"	1"	1"	YNRJX90	437.
	4-4-2	96"	1"	1"	YNRJX96	446.
	4-4-2	99"	1"	1"	YNRJX99	455.
	4-4-2	102"	1"	1"	YNRJX102	464.
	4-4-2	105"	1"	1"	YNRJX105	472.
	4-4-2	108"	1"	1"	YNRJX108	472.
4-4-2	114"	1"	1"	YNRJX114	488.	
4-4-2	117"	1"	1"	YNRJX117	514	
4-4-2	120"	1"	1"	YNRJX120	514.	
4-4-2	123"	1"	1"	YNRJX123	533.	
4-4-2	132"	1"	1"	YNRJX132	549.	
4-4-2	135"	1"	1"	YNRJX135	574.	
4-4-2	144"	1"	1"	YNRJX144	597.	
4-4-2	147"	1"	1"	YNRJX147	614..	

* Nomial Width

Ordering Information

Order Code

Electrical Components

Electrical Component

1. Pattern Number

Example: **YNRJX60**

YNR Power Beam Electrical

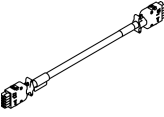
JX Jumper, 4-4-2

60 Width

Power Components

Jumpers for between 22" Harnesses

2+2 Electrical Systems

description	type	w*	d	h	pattern no.	list
 Jumper cable	2+2	26"	1"	1"	YNRJE26	\$182.
	2+2	31"	1"	1"	YNRJE31	190.
	2+2	32"	1"	1"	YNRJE32	192.
	2+2	34"	1"	1"	YNRJE34	192.
	2+2	37"	1"	1"	YNRJE37	197.
	2+2	38"	1"	1"	YNRJE38	202.
	2+2	40"	1"	1"	YNRJE40	211.
	2+2	41"	1"	1"	YNRJE41	211.
	2+2	44"	1"	1"	YNRJE44	219.
	2+2	46"	1"	1"	YNRJE46	222.
	2+2	47"	1"	1"	YNRJE47	222.
	2+2	49"	1"	1"	YNRJE49	227.
	2+2	50"	1"	1"	YNRJE50	229.
	2+2	53"	1"	1"	YNRJE53	233.
	2+2	55"	1"	1"	YNRJE55	235.
	2+2	58"	1"	1"	YNRJE58	248.
	2+2	64"	1"	1"	YNRJE64	258.
	2+2	67"	1"	1"	YNRJE67	261.
	2+2	73"	1"	1"	YNRJE73	273.
	2+2	76"	1"	1"	YNRJE76	291.

*Nominal width

Ordering Information

Electrical Components

1. Pattern Number

Order Code

Electrical Component

Example: **YNRJE60**

YNR Power Beam Electrical

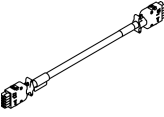
JE Jumper, 2+2

60 Width

Power Components

Jumpers for between 22" Harnesses

3+3 Electrical Systems

description	type	w*	d	h	pattern no.	list
 Jumper cable	3+3	26"	1"	1"	YNRJT26	\$238.
	3+3	31"	1"	1"	YNRJT31	245.
	3+3	32"	1"	1"	YNRJT32	248.
	3+3	34"	1"	1"	YNRJT34	248.
	3+3	37"	1"	1"	YNRJT37	255.
	3+3	38"	1"	1"	YNRJT38	261.
	3+3	40"	1"	1"	YNRJT40	277.
	3+3	41"	1"	1"	YNRJT41	277.
	3+3	44"	1"	1"	YNRJT44	287.
	3+3	46"	1"	1"	YNRJT46	290.
	3+3	47"	1"	1"	YNRJT47	290.
	3+3	49"	1"	1"	YNRJT49	295.
	3+3	50"	1"	1"	YNRJT50	299.
	3+3	53"	1"	1"	YNRJT53	302.
	3+3	55"	1"	1"	YNRJT55	305.
	3+3	58"	1"	1"	YNRJT58	324.
	3+3	64"	1"	1"	YNRJT64	336.
	3+3	67"	1"	1"	YNRJT67	339.
	3+3	73"	1"	1"	YNRJT73	353.

*Nominal width

Ordering Information

Electrical Components

1. Pattern Number

Order Code

Electrical Component

Example: **YNRJT60**

YNR Power Beam Electrical

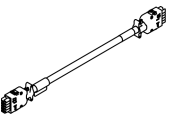
JT Jumper, 3+3

60 Width

Power Components

Jumpers for between 22" Harnesses

4-4-2 Electrical Systems

description	type	w*	d	h	pattern no.	list
 Jumper cable	4-4-2	26"	1"	1"	YNRJX26	\$248.
	4-4-2	31"	1"	1"	YNRJX31	258.
	4-4-2	32"	1"	1"	YNRJX32	260.
	4-4-2	34"	1"	1"	YNRJX34	260.
	4-4-2	37"	1"	1"	YNRJX37	267.
	4-4-2	38"	1"	1"	YNRJX38	275.
	4-4-2	41"	1"	1"	YNRJX41	290.
	4-4-2	42"	1"	1"	YNRJX42	294.
	4-4-2	44"	1"	1"	YNRJX44	300.
	4-4-2	46"	1"	1"	YNRJX46	305.
	4-4-2	47"	1"	1"	YNRJX47	305.
	4-4-2	49"	1"	1"	YNRJX49	309.
	4-4-2	50"	1"	1"	YNRJX50	315.
	4-4-2	53"	1"	1"	YNRJX53	318.
	4-4-2	55"	1"	1"	YNRJX55	320.
	4-4-2	58"	1"	1"	YNRJX58	339.
	4-4-2	64"	1"	1"	YNRJX64	351.
	4-4-2	67"	1"	1"	YNRJX67	356.
	4-4-2	73"	1"	1"	YNRJX73	372.

*Nominal width

Ordering Information

Order Code

Electrical Components

Electrical Component

1. Pattern Number

Example: **YNRJX60**

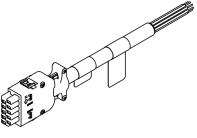
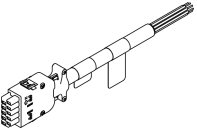
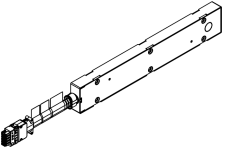
YNR Power Beam Electrical

JX Jumper, 4-4-2

60 Width

Power Components

Power Infeeds

description	type	w	d	h	pattern no.	list
 Infeeds	2+2 Modular	85"	1 1/8"	2 3/4"	YNRPIE	\$289.
	3+3 Modular	85"	1 1/8"	2 3/4"	YNRPIT	334.
	4-4-2 Modular	85"	1 1/8"	2 3/4"	YNRPIX	348.
 Ceiling Infeeds	2+2 Modular	12'	1 1/8"	2 3/4"	YNRCP1E12	630.
	3+3 Modular	12'	1 1/8"	2 3/4"	YNRCP1T12	682.
	4-4-2 Modular	12'	1 1/8"	2 3/4"	YNRCP1X12	717.
	2+2 Modular	20'	1 1/8"	2 3/4"	YNRCP2E20	1,145.
	3+3 Modular	20'	1 1/8"	2 3/4"	YNRCP2T20	1,202.
	4-4-2 Modular	20'	1 1/8"	2 3/4"	YNRCP2X20	1,262.
 Vertical Infeed for NYC	2+2 Hardwire Infeed for NYC Vertical Wire Manager	85"	1 1/8"	2 3/4"	YNRPEVWMNY	894.
	3+3 Hardwire Infeed for NYC Vertical Wire Manager	85"	1 1/8"	2 3/4"	YNRPTVWMNY	938.
	4-4-2 Hardwire Infeed for NYC Vertical Wire Manager	85"	1 1/8"	2 3/4"	YNRPXVWMNY	989.

Ordering Information

Electrical Components

1. Pattern Number

Order Code

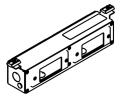
Electrical Component

Example: **YNRPIE**

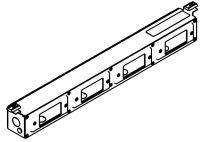
YNRP Power Beam Electrical

IE Infeed, 2+2

description	type	w	d	h	pattern no.	list
Outlet box, 12"	Dual, 2 duplex each side	12"	2"	2 ³ / ₄ "	YNRDHOK12	\$898.
	Single, 2 duplex one side	12"	2"	2 ³ / ₄ "	YNRSHOK12	898.



Outlet box, 24"	Dual, 4 duplex each side	24"	2"	2 ³ / ₄ "	YNRDHOK24	1,174.
	Single, 4 duplex one side	24"	2"	2 ³ / ₄ "	YNRSHOK24	1,174.



Ordering Information

Electrical Components

1. Pattern Number

Order Code

Electrical Component

Example: **YNRDHOK12**

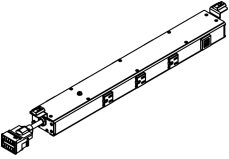
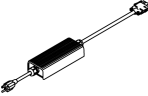
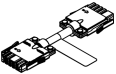
YNR Power Beam Electrical

DHOK Dual Sided Hardwire
Outlet Kit

12 Width

Power Components

Plug-in Linkable Power

description	type	w	d	h	pattern no.	list
Dual Outlet Strip	For Power Beam	24"	3"	2 1/4"	YNRLCDOS	\$1,217.
						
Cordset Power Starter	60" cordset for beams 42" - 66" wide	11"	1 2/3"	3 1/4"	YNRLCFS60	796.
	60" cordset for beams 72" or wider	11"	1 2/3"	3 1/4"	YNRLCS60	796.
	120" cordset for beams 42" - 66" wide	11"	1 2/3"	3 1/4"	YNRLCFS120	824.
	120" cordset for beams 72" or wider	11"	1 2/3"	3 1/4"	YNRLCS120	824.
Cordset Power Jumper	For use between Dual Outlet Strips	36"	1/2"	2"	YNRLCJ36	145.
	For use between Dual Outlet Strips	42"	1/2"	2"	YNRLCJ42	150.
	For use between Dual Outlet Strips	48"	1/2"	2"	YNRLCJ48	158.
	For use between Dual Outlet Strips	54"	1/2"	2"	YNRLCJ54	160.
	For use between Dual Outlet Strips	60"	1/2"	2"	YNRLCJ60	167.
	For use between Dual Outlet Strips	66"	1/2"	2"	YNRLCJ66	170.
	For use between Dual Outlet Strips	72"	1/2"	2"	YNRLCJ72	175.
	For use between Dual Outlet Strips	78"	1/2"	2"	YNRLCJ78	181.
	For use between Dual Outlet Strips	84"	1/2"	2"	YNRLCJ84	184.
	For use between Dual Outlet Strips	90"	1/2"	2"	YNRLCJ90	192.
	For use between Dual Outlet Strips	96"	1/2"	2"	YNRLCJ96	197.
	For use between Dual Outlet Strips	102"	1/2"	2"	YNRLCJ102	202.

Ordering Information

Dual Outlet Strip

1. Pattern Number

Order Code

Dual Outlet Strip

Example: **YNRLCDOS**

YN Antenna Power Beam

RL Linkable Power

CDOS Cordset Dual Outlet Strip



Included With

Dual Outlet Strip

3 Power simplex outlet and 1 dual-USB on each side.

Power Components

Beam Cable Clip, Vertical Wire Manager

description	type	w	d	h	pattern no.	list
Beam Cable Clip 	kit of 10	2 1/4"	1"	1/2"	YNRBCC	\$94.
Vertical Wire Manager 	For 22" high beam	3"	2 1/2"	22"	YNRVWM322	535.
	For 28" high beam	3"	2 1/2"	28"	YNRVWM328	556.
	For 34" high beam	3"	2 1/2"	34"	YNRVWM334	596.

Ordering Information

Beam Cable Clip
1. Pattern Number

Order Code

Rail Support Adapters

Example: **YNRBCC**

YN Antenna Power Beam

R Electrical Raceway

BCC Beam Cable Clips (kit of 10)

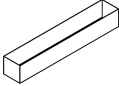
Included With

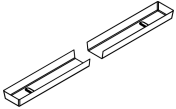
Beam Cable Clips

Attachment Hardware

Beam Planters

Steel Planter and Plastic Liner

description	type	w	d	h	pattern no.	list
	Beam Mounted	30"	6"	5½"	YNABP30()	\$695.
	Beam Mounted	36"	6"	5½"	YNABP36()	724.
	Beam Mounted	42"	6"	5½"	YNABP42()	757.
	Beam Mounted	48"	6"	5½"	YNABP48()	788.
Steel Planter Plastic Liner	For use with Steel Planter				YNABPL	346.



Ordering Information

- Steel Planter**
 1. Pattern Number
 2. Paint Finish

Order Code

Steel Planter	
<i>Example:</i> YNABP36,118T	
YNA	Power Beam Accessories
BP	Beam Planter
36	Height
42	Width
118T	Bright White Paint

Included With

Options

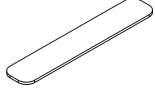
Plastic Liner is optional, specified separately.

Plastic Liner defaults black.

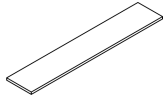
Beam Counters

Track and Rectangular Counters

description	type	w	d	h	pattern no.	Laminate (L)	V1 (V)	V2 (V)	V3 (V)
Power Beam Counter, Rounded Corners	For use mounted above Power Beam		48"	9 3/4"	YNABCR30()	\$1,004.	\$1,041.	\$1,176.	\$1,763.
	For use mounted above Power Beam		54"	9 3/4"	YNABCR48()	1,024.	1,072.	1,256.	1,886.



Power Beam Counter, Square Corners	For use mounted above Power Beam		36"	9 3/4"	YNABCS36()	655.	919.	1,102.	1,654.
	For use mounted above Power Beam		42"	9 3/4"	YNABCS42()	668.	950.	1,102.	1,654.
	For use mounted above Power Beam		48"	9 3/4"	YNABCS48()	674.	980.	1,138.	1,710.
	For use mounted above Power Beam		54"	9 3/4"	YNABCS54()	681.	998.	1,176.	1,763.
	For use mounted above Power Beam		60"	9 3/4"	YNABCS60()	894.	1,041.	1,198.	1,800.
	For use mounted above Power Beam		66"	9 3/4"	YNABCS66()	906.	1,102.	1,249.	1,874.
	For use mounted above Power Beam		72"	9 3/4"	YNABCS72()	919.	1,133.	1,323.	1,984.
	For use mounted above Power Beam		78"	9 3/4"	YNABCS78()	1,121.	1,195.	1,360.	2,205.
	For use mounted above Power Beam		84"	9 3/4"	YNABCS84()	1,133.	1,226.	1,434.	2,327.
	For use mounted above Power Beam		90"	9 3/4"	YNABCS90()	1,145.	1,285.	1,470.	2,449.
	For use mounted above Power Beam		96"	9 3/4"	YNABCS96()	1,159.	1,317.	1,543.	2,511.



Ordering Information

- Beam Counter**
1. Pattern Number
 2. Laminate or Veneer Finish
 3. Bracket Paint Finish

Order Code

Beam Counter	
<i>Example:</i> YNABCS42 , 118, 118T	
YNA	Antenna Power Beam Support
BCS	Beam Counter Square Corner
60	Width
L	Laminate
118	Bright White Laminate
118T	Bright White Paint

Included With

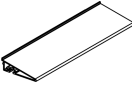
Beam Counter
Attachment
Hardware

Options

Beam Counter
Finish Options:
(L) = Laminate
(V) = Veneer

Beam Triangle Shelf

Side Mounted

description	type	w	d	h	pattern no.	list
Triangle Shelf 	For use mounted to side of beam	12"	4"	1"	YNABS12()	\$130.
	For use mounted to side of beam	24"	4"	1"	YNABS24()	147.
	For use mounted to side of beam	36"	4"	1"	YNABS36()	178.
	For use mounted to side of beam	42"	4"	1"	YNABS42()	208.
	For use mounted to side of beam	48"	4"	1"	YNABS48()	208.
	For use mounted to side of beam	54"	4"	1"	YNABS54()	270.
	For use mounted to side of beam	60"	4"	1"	YNABS60()	270.
	For use mounted to side of beam	66"	4"	1"	YNABS66()	294.
	For use mounted to side of beam	72"	4"	1"	YNABS72()	301.
	For use mounted to side of beam	78"	4"	1"	YNABS78()	490.
	For use mounted to side of beam	84"	4"	1"	YNABS84()	496.
	For use mounted to side of beam	90"	4"	1"	YNABS90()	509.
For use mounted to side of beam	96"	4"	1"	YNABS96()	509.	
Triangle Shelf End Caps	For use at either end of Triangle Shelf	1/2"	4"	1"	YNABSEC()	68.

Ordering Information

- Triangle Shelf**
 1. Pattern Number
 2. Paint Finish

Order Code

Desk-mounted Shelf
Example: **YNABS12,118T**
YNA Power Beam Accessories
BS Beam Shelf
12 Width
118T Bright White Paint

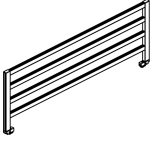
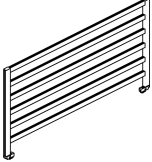

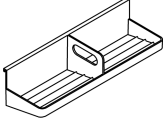
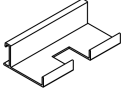
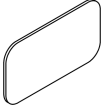

Included With

Attachment Hardware

Options

Organization Tools

Ladder and Workspace Accessories

description	type	w	d	h	pattern no.	list
 Ladder, 14"H	Beam mounted	30"	3/4"	14"	YNABL1430	\$670.
	Beam mounted	36"	3/4"	14"	YNABL1436	695.
	Beam mounted	42"	3/4"	14"	YNABL1442	732.
	Beam mounted	48"	3/4"	14"	YNABL1448	745.
 Ladder, 21"H	Beam mounted	30"	3/4"	21"	YNABL2130	794.
	Beam mounted	36"	3/4"	21"	YNABL2136	827.
	Beam mounted	42"	3/4"	21"	YNABL2142	884.
	Beam mounted	48"	3/4"	21"	YNABL2148	902.
 Cup	Freestanding, Ladder or Beam Mounted	3"	4 3/4"	3 3/4"	YNACUP	64.
 Tray	Freestanding, Ladder or Beam Mounted	15"	4 3/4"	3 3/4"	YNATRAY	100.
 Phone Rest	Ladder Mount	4 1/2"	2"	1 1/4"	YNAPHONE	75.
 Moveable Screen, Ladder Mount	Cork	23"	1/2"	12 3/4"	YNALTACKC	575.
	Felt	23"	1/2"	12 3/4"	YNALTACKZ	1,103.
	PET	23"	1/2"	12 3/4"	YNALTACKA	530.
 Headset Hook	Ladder Mount	1"	2"	1 1/4"	YNALHOOK	34.

Ordering Information

- Ladder**
 1. Pattern Number
 2. Paint Finish

Order Code

Ladder	
<i>Example:</i> YNABL1442,118T	
YNA	Power Beam Accessories
BL	Beam Ladder
14	Height
42	Width
118T	Bright White Paint

Included With

Ladder
 Attachment Hardware

Options

Cup and Tray Finish Options:

- 150 Ebony
- 151 Granite White
- 152 Olive Grey
- 153 Lacquer Red
- 154 Aqua Marine

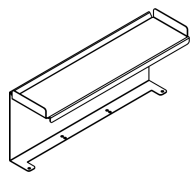
Moveable Screen, Felt Finishes:

- FF150 Weiss
- FF173 Mango
- FF300 Anthrazit
- FF312 Lagune

Organization Tools

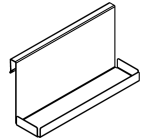
Ladder and Workspace Accessories

description	type	w	d	h	pattern no.	list
-------------	------	---	---	---	-------------	------



Desk-mounted shelf	For use with 1 1/4" thick worksurface	17 1/4"	5"	7 1/4"	YNADSHelf	\$149.
--------------------	---------------------------------------	---------	----	--------	------------------	--------

Screen Tray



Screen Tray	For use over Antenna 1/2" thick Laminate and Glass screens	12"	3 3/4"	6 1/2"	YNAKTRAY()	191.
-------------	--	-----	--------	--------	-------------------	------

Ordering Information

Ladder

1. Pattern Number
2. Paint Finish

Order Code

Desk-mounted Shelf

Example: **YNADSHelf,118T**

YNA Power Beam Accessories

DSHELF Desk Mounted Shelf

118T Bright White Paint

Included With

Attachment Hardware

Options

Cup and Tray Finish Options:

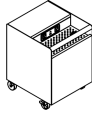
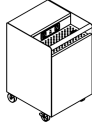
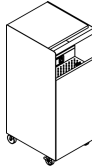
- 150 Ebony
- 151 Granite White
- 152 Olive Grey
- 153 Lacquer Red
- 154 Aqua Marine

Moveable Screen, Felt Finishes:

- FF150 Weiss
- FF173 Mango
- FF300 Anthrazit
- FF312 Lagune

Mobile Tech Carts

Mobile Tech Carts

description	w	d	h	pattern no.	Laminate (L)	V1 (V)	V2 (V)	V3 (V)
Mobile Tech Cart, 21"H	15"	16"	21"	YNTC21()	\$4,500.	\$5,760.	\$6,020.	\$7,320.
								
Mobile Tech Cart, 25"H	15"	16"	25"	YNTC25()	5,220.	6,720.	7,080.	8,280.
								
Mobile Tech Cart, 38"H	15"	18"	38"	YNTC38()	5,880.	7,680.	8,280.	10,680.
								

Ordering Information

Mobile Tech Cart

1. Pattern Number
2. Case Finish: Laminate or Veneer
3. Side panel finish: Painted

Order Code

Mobile Tech Cart

<i>Example:</i> YNTC25L, 118, 111T	
Y	Antenna
N	Power Beam
TC	Tech Cart
25	Height
L	Laminate
118	Bright White Laminate Case
111T	Jet Black Laminate Side panels and Tray

Specification Information

Paint selection applies to side panels and perforated tray.

Included With

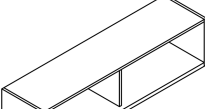
Includes power module. Battery supply must be specified separately.

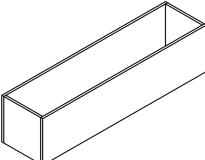
Two non-locking and two locking casters.

25"H and 38"H carts include one fixed interior shelf.

Bridge Cabinets

Beam End-Mounted and Floorstanding Cabinets

description	type	w	d	h	pattern no.	All same Laminate	Different Laminate Exterior&Interior	Accent Laminate Interior	V1	V2	V3
		48"	15"	15"	YNSBOC48(L/V)	\$2,844.	\$3,102.	\$4,052.	\$4,861.	\$5,586.	n/a
		54"	15"	15"	YNSBOC54(L/V)	3,102.	3,273.	4,312.	5,070.	6,071.	n/a
		60"	15"	15"	YNSBOC60(L/V)	3,448.	3,791.	4,826.	5,085.	5,862.	n/a
		66"	15"	15"	YNSBOC66(L/V)	3,534.	3,879.	5,001.	5,172.	5,947.	n/a
		72"	15"	15"	YNSBOC72(L/V)	3,624.	3,968.	5,172.	5,257.	6,037.	n/a

description	type	w	d	h	pattern no.	All same Laminate	Different Laminate Exterior&Interior	Accent Laminate Interior	V1	V2	V3
		36"	15"	15"	YNSBP36(L/V)	2,965.	n/a	n/a	4,951.	5,512.	n/a
		42"	15"	15"	YNSBP42(L/V)	2,996.	n/a	n/a	4,984.	5,615.	n/a
		48"	15"	15"	YNSBP48(L/V)	3,128.	n/a	n/a	5,347.	6,144.	n/a
		54"	15"	15"	YNSBP54(L/V)	3,412.	n/a	n/a	5,576.	6,680.	n/a
		60"	15"	15"	YNSBP60(L/V)	3,795.	n/a	n/a	5,595.	6,449.	n/a
		66"	15"	15"	YNSBP66(L/V)	3,885.	n/a	n/a	5,690.	6,542.	n/a
		72"	15"	15"	YNSBP72(L/V)	3,987.	n/a	n/a	5,784.	6,640.	n/a

Ordering Information

Open Bridge Cabinets

1. Pattern Number
2. Exterior Case Finish
3. Interior Case Finish (Laminate only)

Order Code

Open Bridge Cabinet

Example: **YNSBOC60L, 118, 118**

YNS	Power Beam
BOR	Bridge Open Cabinet
60	Width
L	Laminate
118	Bright White Laminate
118	Bright White Laminate

Included With

Planter Bridge Cabinets:

Liner

Options

Specify supports and attachment to Power Beam separately.

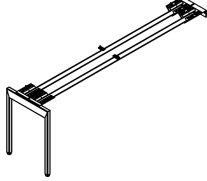
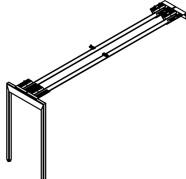
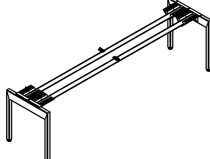
Open Bridge Cabinets

Case Finish Options:

(L) = All the same or different laminates for the exterior
(V) = All the same veneer for the exterior and interior case

Bridge Cabinets

Beam and Floorstanding Bridge Cabinet Supports

description	type	w	d	h	pattern no.	paint	chrome
	For planter bridge cabinets supported off 22\"H Power Beam	36"	15"	21"	YNSBS3622	\$1,621.	\$2,513.
		42"	15"	21"	YNSBS4222	1,633.	2,533.
		48"	15"	21"	YNSBS4822	1,664.	2,580.
		54"	15"	21"	YNSBS5422	1,668.	2,585.
		60"	15"	21"	YNSBS6022	1,673.	2,591.
		66"	15"	21"	YNSBS6622	1,703.	2,641.
		72"	15"	21"	YNSBS7222	1,706.	2,644.
	For planter or open bridge cabinets supported off 28\"H Power Beam	36"	15"	27"	YNSBS3628	1,629.	2,526.
		42"	15"	27"	YNSBS4228	1,641.	2,541.
		48"	15"	27"	YNSBS4828	1,673.	2,591.
		54"	15"	27"	YNSBS5428	1,678.	2,601.
		60"	15"	27"	YNSBS6028	1,680.	2,605.
		66"	15"	27"	YNSBS6628	1,711.	2,650.
		72"	15"	27"	YNSBS7228	1,714.	2,655.
	For Freestanding planter bridge cabinets	36"	15"	16"	YNSFS3616	1,946.	3,014.
		42"	15"	16"	YNSFS4216	1,960.	3,040.
		48"	15"	16"	YNSFS4816	1,997.	3,095.
		54"	15"	16"	YNSFS5416	2,001.	3,102.
		60"	15"	16"	YNSFS6016	2,006.	3,111.
		66"	15"	16"	YNSFS6616	2,044.	3,168.
		72"	15"	16"	YNSFS7216	2,046.	3,172.

Ordering Information

Open Bridge Support

1. Pattern Number
2. Leg paint Finish
3. Cradle paint Finish
4. Rail Paint Finish

Order Code

Open Bridge Cabinet Support Kit

Example: **YNSBS6028 118T, 118T, 118T**

YNS	Power Beam
BS	Beam Support
60	Width
28	Height
118T	Bright White Textured Paint
118T	Bright White Textured Paint
118T	Bright White Textured Paint

Included With

Open Bridge Cabinet Support Kit

Leg
 Pair of Rails
 Attachment to side of Power Beam

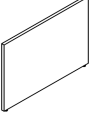
Floorstanding Planter Support Kit

Pair of Rails
 Pair of Legs

Power Beam Universal Gallery Panels

Intermediate, 28 1/2" High

Antenna Workspaces

description	type	w	d	h	pattern no.	laminate	V1	V2
Power Beam Universal Gallery Panel, Intermediate 	For use side mounted to beam	18"	1 1/8"	28 1/2"	YNGPI2818	\$537.	\$1,164.	\$1,308.
		24"	1 1/8"	28 1/2"	YNGPI2824	576.	1,223.	1,388.
		27"	1 1/8"	28 1/2"	YNGPI2827	599.	1,262.	1,452.
		30"	1 1/8"	28 1/2"	YNGPI2830	615.	1,298.	1,485.
		36"	1 1/8"	28 1/2"	YNGPI2836	663.	1,371.	1,584.
		42"	1 1/8"	28 1/2"	YNGPI2842	782.	1,442.	1,680.
		48"	1 1/8"	28 1/2"	YNGPI2848	809.	1,515.	1,779.
		54"	1 1/8"	28 1/2"	YNGPI2854	845.	1,589.	1,875.
		60"	1 1/8"	28 1/2"	YNGPI2860	892.	1,660.	1,973.
		66"	1 1/8"	28 1/2"	YNGPI2866	1,138.	1,733.	2,070.
		72"	1 1/8"	28 1/2"	YNGPI2872	1,138.	1,807.	2,169.
		78"	1 1/8"	28 1/2"	YNGPI2878	1,186.	1,879.	2,264.
		84"	1 1/8"	28 1/2"	YNGPI2884	1,246.	1,971.	2,377.
		90"	1 1/8"	28 1/2"	YNGPI2890	1,307.	2,071.	2,497.
		96"	1 1/8"	28 1/2"	YNGPI2896	1,373.	2,174.	2,621.

Ordering Information

Intermediate Gallery Panel

1. Pattern Number
2. Surface Finish
3. Grain Direction
4. Edge band

Order Code

Intermediate Gallery Panel

Example: **YNGPI2860L,118**

YN Antenna Power Beam

GPI Gallery Panel
Intermediate

28 Height

60 Width

L Laminate

118 Bright White

Included With

Intermediate Gallery Panel
Glides
Pilot holes

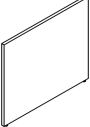
Options

Intermediate Gallery Panel

Power Beam Universal Gallery Panels

Intermediate, 34" High

Antenna Workspaces

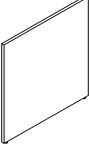
description	type	w	d	h	pattern no.	laminate	V1	V2
Power Beam Universal Gallery Panel, Intermediate 	For use side mounted to beam	18"	1 1/8"	34"	YNGPI3418	\$537.	\$1,164.	\$1,308.
		24"	1 1/8"	34"	YNGPI3424	576.	1,223.	1,388.
		27"	1 1/8"	34"	YNGPI3427	599.	1,262.	1,452.
		30"	1 1/8"	34"	YNGPI3430	615.	1,298.	1,485.
		36"	1 1/8"	34"	YNGPI3436	663.	1,371.	1,584.
		42"	1 1/8"	34"	YNGPI3442	782.	1,442.	1,680.
		48"	1 1/8"	34"	YNGPI3448	809.	1,515.	1,779.
		54"	1 1/8"	34"	YNGPI3454	845.	1,589.	1,875.
		60"	1 1/8"	34"	YNGPI3460	892.	1,660.	1,973.
		66"	1 1/8"	34"	YNGPI3466	1,138.	1,733.	2,070.
		72"	1 1/8"	34"	YNGPI3472	1,138.	1,807.	2,169.
		78"	1 1/8"	34"	YNGPI3478	1,186.	1,879.	2,264.
		84"	1 1/8"	34"	YNGPI3484	1,246.	1,971.	2,377.
		90"	1 1/8"	34"	YNGPI3490	1,307.	2,071.	2,497.
		96"	1 1/8"	34"	YNGPI3496	1,373.	2,174.	2,621.

Power Beam

Ordering Information	Order Code	Included With	Options
Intermediate Gallery Panel 1. Pattern Number 2. Surface Finish 3. Grain Direction 4. Edge band	Intermediate Gallery Panel <i>Example:</i> YNGPI3460L,118 YN Antenna Power Beam GPI Gallery Panel Intermediate 34 Height 60 Width L Laminate 118 Bright White	Intermediate Gallery Panel Glides Pilot holes	Intermediate Gallery Panel

Power Beam Universal Gallery Panels

Intermediate, 42" High

description	type	w	d	h	pattern no.	laminate	V1	V2
Power Beam Universal Gallery Panel, Intermediate 	For use side mounted to beam	18"	1 1/8"	42"	YNGPI4218	\$571.	\$1,204.	\$1,362.
		24"	1 1/8"	42"	YNGPI4224	602.	1,272.	1,457.
		27"	1 1/8"	42"	YNGPI4227	631.	1,325.	1,514.
		30"	1 1/8"	42"	YNGPI4230	668.	1,358.	1,570.
		36"	1 1/8"	42"	YNGPI4236	673.	1,442.	1,680.
		42"	1 1/8"	42"	YNGPI4242	808.	1,525.	1,793.
		48"	1 1/8"	42"	YNGPI4248	911.	1,609.	1,906.
		54"	1 1/8"	42"	YNGPI4254	948.	1,693.	2,019.
		60"	1 1/8"	42"	YNGPI4260	980.	1,778.	2,131.
		66"	1 1/8"	42"	YNGPI4266	1,004.	1,862.	2,243.
		72"	1 1/8"	42"	YNGPI4272	1,218.	1,946.	2,357.
		78"	1 1/8"	42"	YNGPI4278	1,269.	2,029.	2,469.
		84"	1 1/8"	42"	YNGPI4284	1,333.	2,131.	2,591.
		90"	1 1/8"	42"	YNGPI4290	1,399.	2,238.	2,721.
		96"	1 1/8"	42"	YNGPI4296	1,470.	2,349.	2,857.

Ordering Information

Intermediate Gallery Panel

1. Pattern Number
2. Surface Finish
3. Grain Direction
4. Edge band

Order Code

Intermediate Gallery Panel

Example: **YNGPI4260L,118**

YN Antenna Power Beam

GPI Gallery Panel
Intermediate

42 Height

60 Width

L Laminate

118 Bright White

Included With

Intermediate Gallery Panel
Glides
Pilot holes

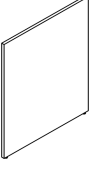
Options

Intermediate Gallery Panel

Power Beam Universal Gallery Panels

Intermediate, 49" High

Antenna Workspaces

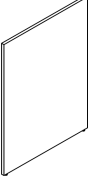
description	type	w	d	h	pattern no.	laminate	V1	V2
Power Beam Universal Gallery Panel, Intermediate 	For use side mounted to beam	18"	1 1/8"	49"	YNGPI4918	\$586.	\$1,261.	\$1,435.
		24"	1 1/8"	49"	YNGPI4924	613.	1,342.	1,545.
		27"	1 1/8"	49"	YNGPI4927	656.	1,387.	1,641.
		30"	1 1/8"	49"	YNGPI4930	687.	1,441.	1,678.
		36"	1 1/8"	49"	YNGPI4936	709.	1,540.	1,811.
		42"	1 1/8"	49"	YNGPI4942	829.	1,640.	1,944.
		48"	1 1/8"	49"	YNGPI4948	952.	1,736.	2,076.
		54"	1 1/8"	49"	YNGPI4954	1,011.	1,834.	2,209.
		60"	1 1/8"	49"	YNGPI4960	1,011.	1,934.	2,342.
		66"	1 1/8"	49"	YNGPI4966	1,029.	2,032.	2,475.
		72"	1 1/8"	49"	YNGPI4972	1,301.	2,130.	2,607.
		78"	1 1/8"	49"	YNGPI4978	1,349.	2,229.	2,740.
		84"	1 1/8"	49"	YNGPI4984	1,417.	2,341.	2,877.
		90"	1 1/8"	49"	YNGPI4990	1,488.	2,459.	3,020.
		96"	1 1/8"	49"	YNGPI4996	1,563.	2,581.	3,172.

Power Beam

Ordering Information	Order Code	Included With	Options
Intermediate Gallery Panel 1. Pattern Number 2. Surface Finish 3. Grain Direction 4. Edge band	Intermediate Gallery Panel <i>Example:</i> YNGPI4960L,118 YN Antenna Power Beam GPI Gallery Panel Intermediate 49 Height 60 Width L Laminate 118 Bright White	Intermediate Gallery Panel Glides Pilot holes	Intermediate Gallery Panel

Power Beam Universal Gallery Panels

Intermediate, 56" High

description	type	w	d	h	pattern no.	laminate	V1	V2
Power Beam Universal Gallery Panel, Intermediate 	For use side mounted to beam	18"	1 1/8"	56"	YNGPI5618	\$586.	\$1,261.	\$1,435.
		24"	1 1/8"	56"	YNGPI5624	613.	1,342.	1,545.
		27"	1 1/8"	56"	YNGPI5627	656.	1,387.	1,641.
		30"	1 1/8"	56"	YNGPI5630	687.	1,441.	1,678.
		36"	1 1/8"	56"	YNGPI5636	709.	1,540.	1,811.
		42"	1 1/8"	56"	YNGPI5642	829.	1,640.	1,944.
		48"	1 1/8"	56"	YNGPI5648	952.	1,736.	2,076.
		54"	1 1/8"	56"	YNGPI5654	1,011.	1,834.	2,209.
		60"	1 1/8"	56"	YNGPI5660	1,011.	1,934.	2,342.

Ordering Information

Intermediate Gallery Panel

1. Pattern Number
2. Surface Finish
3. Grain Direction
4. Edge band

Order Code

Intermediate Gallery Panel

Example: **YNGPI5660L,118**

YN Antenna Power Beam

GPI Gallery Panel
Intermediate

56 Height

60 Width

L Laminate

118 Bright White

Included With

Intermediate Gallery Panel
Glides
Pilot holes

Options

Intermediate Gallery Panel

Power Beam Universal Gallery Panels

Intermediate Attachment Bracket

description	type	w	d	h	pattern no.	list
Power Beam Universal Gallery Panel, Intermediate Attachment Bracket	For use side mounted to beam	7 1/2"	4"	3 1/4"	YNGPBB	\$215.



Ordering Information	Order Code	Included With	Options
Intermediate Gallery Panel Attachment Bracket 1. Pattern Number 2. Paint Finish	Intermediate Gallery Panel Attachment Bracket <hr/> <i>Example:</i> YNGPBB, 118T YN Antenna Power Beam GP Gallery Panel BB Beam Bracket 118T Bright White Paint, Textured	Intermediate Gallery Panel Attachment Bracket Two brackets Attachment hardware	

<i>pattern no.</i>	<i>page</i>	<i>pattern no.</i>	<i>page</i>	<i>pattern no.</i>	<i>page</i>	<i>pattern no.</i>	<i>page</i>
ACT-CUP-IP	218	IPSC1566(N/T)LL	219	IPSC4836(N/T)GG	225	IPSI1566F	234
AR1EPIC	216	IPSC1572(N/T)GG	219	IPSC4836(N/T)GT	225	IPSI1572F	234
AR1TPIC	216	IPSC1572(N/T)GT	219	IPSC4836(N/T)LF	226	IPSI6415F	238
DE18CI144	216	IPSC1572(N/T)LF	220	IPSC4836(N/T)LL	225	IPSN144	212
DE1ECI144	216	IPSC1572(N/T)LL	219	IPSC4842(N/T)GG	225	IPSOB3615	229
DE1TCI144	216	IPSC2436(N/T)GG	221	IPSC4842(N/T)GT	225	IPSOB4215	229
IPACPU	218	IPSC2436(N/T)GT	221	IPSC4842(N/T)LF	226	IPSOB4815	229
IPAVESA	218	IPSC2436(N/T)LF	222	IPSC4842(N/T)LL	225	IPSOB5415	229
IPBH	218	IPSC2436(N/T)LL	221	IPSC4848(N/T)GG	225	IPSOB6015	229
IPCC10	217	IPSC2442(N/T)GG	221	IPSC4848(N/T)GT	225	IPSOB6615	229
IPCH	218	IPSC2442(N/T)GT	221	IPSC4848(N/T)LF	226	IPSOB7215	229
IPCS1212	218	IPSC2442(N/T)LF	222	IPSC4848(N/T)LL	225	IPSOE3615	229
IPCT	217	IPSC2442(N/T)LL	221	IPSC4854(N/T)GG	225	IPSOE4215	229
IPEL	214	IPSC2448(N/T)GG	221	IPSC4854(N/T)GT	225	IPSOE4815	229
IPESCNN47	212	IPSC2448(N/T)GT	221	IPSC4854(N/T)LF	226	IPSOE5415	229
IPEX	217	IPSC2448(N/T)LF	222	IPSC4854(N/T)LL	225	IPSOE6015	229
IPOC12	217	IPSC2448(N/T)LL	221	IPSC4860(N/T)GG	225	IPSOE6615	229
IPOC20H	217	IPSC2454(N/T)GG	221	IPSC4860(N/T)GT	225	IPSOE7215	229
IPOC6	217	IPSC2454(N/T)GT	221	IPSC4860(N/T)LF	226	IPSOE8415	229
IPPL30R	218	IPSC2454(N/T)LF	222	IPSC4860(N/T)LL	225	IPSOE9615	229
IPRC18	214	IPSC2454(N/T)LL	221	IPSC4866(N/T)GG	225	IPSOE10815	229
IPRC26	214	IPSC2460(N/T)GG	221	IPSC4866(N/T)GT	225	IPSOE12015	229
IPRC30	214	IPSC2460(N/T)GT	221	IPSC4866(N/T)LF	226	IPSOE13215	229
IPRC42	214	IPSC2460(N/T)LF	222	IPSC4866(N/T)LL	225	IPSOE14415	229
IPRC6	214	IPSC2460(N/T)LL	221	IPSC4872(N/T)GG	225	IPSOE15615	229
IPRCF120	214	IPSC2466(N/T)GG	221	IPSC4872(N/T)GT	225	IPSOE16815	229
IPRCF180	214	IPSC2466(N/T)GT	221	IPSC4872(N/T)LF	226	IPSOE18015	229
IPRCF72	214	IPSC2466(N/T)LF	222	IPSC4872(N/T)LL	225	IPSSD4215	231
IPRCF96	214	IPSC2466(N/T)LL	221	IPSC6436(N/T)GG	227	IPSSD4815	231
IPRCFNY	214	IPSC2472(N/T)GG	221	IPSC6436(N/T)GT	227	IPSSD5415	231
IPRD1	214	IPSC2472(N/T)GT	221	IPSC6436(N/T)LF	228	IPSSD6015	231
IPRD1C	214	IPSC2472(N/T)LF	222	IPSC6436(N/T)LL	227	IPSSD6615	231
IPRD2	214	IPSC2472(N/T)LL	221	IPSC6442(N/T)GG	227	IPSSD7215	231
IPRD2C	214	IPSC3236(N/T)GG	223	IPSC6442(N/T)GT	227	IPSSDK36	231
IPRFF48	214	IPSC3236(N/T)GT	223	IPSC6442(N/T)LF	228	IPSSDK42	231
IPROF	215	IPSC3236(N/T)LF	224	IPSC6442(N/T)LL	227	IPSSDK48	231
IPRUSB	214	IPSC3236(N/T)LL	223	IPSC6448(N/T)GG	227	IPSSDK54	231
IPRVWM	217	IPSC3242(N/T)GG	223	IPSC6448(N/T)GT	227	IPSSDK60	231
IPSC1536(N/T)GG	219	IPSC3242(N/T)GT	223	IPSC6448(N/T)LF	228	IPSSDK66	231
IPSC1536(N/T)GT	219	IPSC3242(N/T)LF	224	IPSC6448(N/T)LL	227	IPSSDK72	231
IPSC1536(N/T)LF	220	IPSC3242(N/T)LL	223	IPSC6454(N/T)GG	227	IPSSOEL3615	230
IPSC1536(N/T)LL	219	IPSC3248(N/T)GG	223	IPSC6454(N/T)GT	227	IPSSOEL4215	230
IPSC1542(N/T)GG	219	IPSC3248(N/T)GT	223	IPSC6454(N/T)LF	228	IPSSOEL4815	230
IPSC1542(N/T)GT	219	IPSC3248(N/T)LF	224	IPSC6454(N/T)LL	227	IPSSOEL5415	230
IPSC1542(N/T)LF	220	IPSC3248(N/T)LL	223	IPSC6460(N/T)GG	227	IPSSOEL6015	230
IPSC1542(N/T)LL	219	IPSC3254(N/T)GG	223	IPSC6460(N/T)GT	227	IPSSOEL6615	230
IPSC1548(N/T)GG	219	IPSC3254(N/T)GT	223	IPSC6460(N/T)LF	228	IPSSOEL7215	230
IPSC1548(N/T)GT	219	IPSC3254(N/T)LF	224	IPSC6460(N/T)LL	227	IPSSOER3615	230
IPSC1548(N/T)LF	220	IPSC3254(N/T)LL	223	IPSC6460(N/T)LL	227	IPSSOER4215	230
IPSC1548(N/T)LL	219	IPSC3260(N/T)GG	223	IPSCHH144	213	IPSSOER4815	230
IPSC1554(N/T)GG	219	IPSC3260(N/T)GT	223	IPSCLL144	213	IPSSOER5415	230
IPSC1554(N/T)GT	219	IPSC3260(N/T)LF	224	IPSCMM144	213	IPSSOER6015	230
IPSC1554(N/T)LF	220	IPSC3260(N/T)LL	223	IPSCNG144	212	IPSSOER6615	230
IPSC1554(N/T)LL	219	IPSC3266(N/T)GG	223	IPSCNH144	213	IPSSOER7215	230
IPSC1560(N/T)GG	219	IPSC3266(N/T)GT	223	IPSCNL144	213	IPSSSDKL36	232
IPSC1560(N/T)GT	219	IPSC3266(N/T)LF	223	IPSCNM144	213	IPSSSDKL42	232
IPSC1560(N/T)LF	220	IPSC3266(N/T)LL	224	IPSCNN144	212	IPSSSDKL48	232
IPSC1560(N/T)LL	219	IPSC3272(N/T)GG	223	IPSI1536F	234	IPSSSDKL54	232
IPSC1566(N/T)GG	219	IPSC3272(N/T)GT	223	IPSI1542F	234	IPSSSDKL60	232
IPSC1566(N/T)GT	219	IPSC3272(N/T)LF	223	IPSI1548F	234	IPSSSDKL66	232
IPSC1566(N/T)LF	219	IPSC3272(N/T)LL	223	IPSI1554F	234	IPSSSDKL72	232
IPSC1566(N/T)LL	220			IPSI1560F	234	IPSSSDKR36	233

<i>pattern no.</i>	<i>page</i>	<i>pattern no.</i>	<i>page</i>	<i>pattern no.</i>	<i>page</i>	<i>pattern no.</i>	<i>page</i>
IPSSDKR42	233	YBPTSSFESL2854	281	YBPTSSFESS2866	281	YBPTSSFEXR2878	285
IPSSDKR48	233	YBPTSSFESL2860	281	YBPTSSFESS2872	281	YBPTSSFEXR2884	285
IPSSDKR54	233	YBPTSSFESL2866	281	YBPTSSFESS2878	281	YBPTSSFEXR4248	286
IPSSDKR60	233	YBPTSSFESL2872	281	YBPTSSFESS2884	281	YBPTSSFEXR4254	286
IPSSDKR66	233	YBPTSSFESL2878	281	YBPTSSFESS4248	282	YBPTSSFEXR4260	286
IPSSDKR72	233	YBPTSSFESL2884	281	YBPTSSFESS4254	282	YBPTSSFEXR4266	286
IPSSDL3615	232	YBPTSSFESLA248	282	YBPTSSFESS4260	282	YBPTSSFEXR4272	286
IPSSDL4215	232	YBPTSSFESLA254	282	YBPTSSFESS4266	282	YBPTSSFEXR4278	286
IPSSDL4815	232	YBPTSSFESLA260	282	YBPTSSFESS4272	282	YBPTSSFEXR4284	286
IPSSDL5415	232	YBPTSSFESLA266	282	YBPTSSFESS4278	282	YBPTSSFEXR4948	287
IPSSDL6015	232	YBPTSSFESLA272	282	YBPTSSFESS4284	282	YBPTSSFEXR4954	287
IPSSDL6615	232	YBPTSSFESLA278	282	YBPTSSFESS4948	284	YBPTSSFEXR4960	287
IPSSDL7215	232	YBPTSSFESLA284	282	YBPTSSFESS4954	284	YBPTSSFEXR4966	287
IPSSDR3615	233	YBPTSSFESLA4948	283	YBPTSSFESS4960	284	YBPTSSFEXR4972	287
IPSSDR4215	233	YBPTSSFESLA4954	283	YBPTSSFESS4966	284	YBPTSSFEXR4978	287
IPSSDR4815	233	YBPTSSFESLA4960	283	YBPTSSFESS4972	284	YBPTSSFEXR4984	287
IPSSDR5415	233	YBPTSSFESLA4966	283	YBPTSSFESS4978	284	YBPTSSFEXS2848	285
IPSSDR6015	233	YBPTSSFESLA4972	283	YBPTSSFESS4984	284	YBPTSSFEXS2854	285
IPSSDR6615	233	YBPTSSFESLA4978	283	YBPTSSFEXL2848	285	YBPTSSFEXS2860	285
IPSSDR7215	233	YBPTSSFESLA4984	283	YBPTSSFEXL2854	285	YBPTSSFEXS2866	285
IPVDL1564L	236	YBPTSSFESN2848	281	YBPTSSFEXL2860	285	YBPTSSFEXS2872	285
IPVDL1564R	236	YBPTSSFESN2854	281	YBPTSSFEXL2866	285	YBPTSSFEXS2878	285
IPVDR1564L	236	YBPTSSFESN2860	281	YBPTSSFEXL2872	285	YBPTSSFEXS2884	285
IPVDR1564R	236	YBPTSSFESN2866	281	YBPTSSFEXL2878	285	YBPTSSFEXS4248	286
IPVOS1564L	235	YBPTSSFESN2872	281	YBPTSSFEXL2884	285	YBPTSSFEXS4254	286
IPVOS1564R	235	YBPTSSFESN2878	281	YBPTSSFEXL4248	286	YBPTSSFEXS4260	286
IPSVWL1564L	237	YBPTSSFESN2884	281	YBPTSSFEXL4254	286	YBPTSSFEXS4266	286
IPSVWL1564R	237	YBPTSSFESN4248	282	YBPTSSFEXL4260	286	YBPTSSFEXS4272	286
IPSVWR1564L	237	YBPTSSFESN4254	282	YBPTSSFEXL4266	286	YBPTSSFEXS4278	286
IPSVWR1564R	237	YBPTSSFESN4260	282	YBPTSSFEXL4272	286	YBPTSSFEXS4284	286
RR3EPVR	216	YBPTSSFESN4266	282	YBPTSSFEXL4278	286	YBPTSSFEXS4948	288
RR3TPVR	216	YBPTSSFESN4272	282	YBPTSSFEXL4284	286	YBPTSSFEXS4954	288
YACPU	54	YBPTSSFESN4278	282	YBPTSSFEXL4948	287	YBPTSSFEXS4960	288
YAK	54	YBPTSSFESN4284	282	YBPTSSFEXL4954	287	YBPTSSFEXS4966	288
YAPTC	150, 152, 154	YBPTSSFESN4948	283	YBPTSSFEXL4960	287	YBPTSSFEXS4972	288
YAPTN	150, 152, 154	YBPTSSFESN4954	283	YBPTSSFEXL4966	287	YBPTSSFEXS4978	288
YB2DPD	325	YBPTSSFESN4960	283	YBPTSSFEXL4972	287	YBPTSSFEXS4984	288
YBAFE25	50	YBPTSSFESN4966	283	YBPTSSFEXL4978	287	YBRB39	48
YBAFE28	50	YBPTSSFESN4972	283	YBPTSSFEXL4984	287	YBRB45	48
YBATBT22	50	YBPTSSFESN4978	283	YBPTSSFEXN2848	285	YBRB51	48
YBATBT25	50	YBPTSSFESN4984	283	YBPTSSFEXN2854	285	YBRB57	48
YBATE22	50	YBPTSSFESR2848	281	YBPTSSFEXN2860	285	YBRB63	48
YBATE25	50, 149	YBPTSSFESR2854	281	YBPTSSFEXN2866	285	YBRB69	48
YBATE28	50	YBPTSSFESR2860	281	YBPTSSFEXN2872	285	YBRB75	48
YBAW25	50, 151	YBPTSSFESR2866	281	YBPTSSFEXN2878	285	YBRB81	48
YBCDE	49, 159	YBPTSSFESR2872	281	YBPTSSFEXN2884	285	YBRB87	48
YBCRR	51	YBPTSSFESR2878	281	YBPTSSFEXN4248	286	YBRB93	48
YBCWS	51	YBPTSSFESR2884	281	YBPTSSFEXN4254	286	YBRBTE48	46
YBF	51	YBPTSSFESR4248	282	YBPTSSFEXN4260	286	YBRBTE54	46
YBIG	86	YBPTSSFESR4254	282	YBPTSSFEXN4266	286	YBRBTE60	46
YBPSSB2748	78	YBPTSSFESR4260	282	YBPTSSFEXN4272	286	YBRBTE66	46
YBPSSB2754	78	YBPTSSFESR4266	282	YBPTSSFEXN4278	286	YBRBTE72	46
YBPSSB2760	78	YBPTSSFESR4272	282	YBPTSSFEXN4284	286	YBRBTE78	46
YBPSSB2766	78	YBPTSSFESR4278	282	YBPTSSFEXN4948	287	YBRBTE84	46
YBPSSB2772	78	YBPTSSFESR4284	282	YBPTSSFEXN4954	287	YBRBTE90	46
YBPSSB2778	78	YBPTSSFESR4948	283	YBPTSSFEXN4960	287	YBRBTE96	46
YBPSSB2784	78	YBPTSSFESR4954	283	YBPTSSFEXN4966	287	YBRBTS45	46
YBPSSF2748	77	YBPTSSFESR4960	283	YBPTSSFEXN4972	287	YBRBTS51	46
YBPSSF2754	77	YBPTSSFESR4966	283	YBPTSSFEXN4978	287	YBRBTS57	46
YBPSSF2760	77	YBPTSSFESR4972	283	YBPTSSFEXN4984	287	YBRBTS63	46
YBPSSF2766	77	YBPTSSFESR4978	283	YBPTSSFEXR2848	285	YBRBTS69	46
YBPSSF2772	77	YBPTSSFESR4984	283	YBPTSSFEXR2854	285	YBRBTS75	46
YBPSSF2778	77	YBPTSSFESS2848	281	YBPTSSFEXR2860	285	YBRBTS81	46
YBPSSF2784	77	YBPTSSFESS2854	281	YBPTSSFEXR2866	285	YBRBTS87	46
YBPTSSFESL2848	281	YBPTSSFESS2860	281	YBPTSSFEXR2872	285	YBRBTS93	46

<i>pattern no.</i>	<i>page</i>	<i>pattern no.</i>	<i>page</i>	<i>pattern no.</i>	<i>page</i>	<i>pattern no.</i>	<i>page</i>
YBRE	51	YBSLDL4	252	YBTEXBNS48	264	YBTFESBTS54	265
YBRE36	44	YBSSLDC1	252	YBTEXBNS54	264	YBTFESBTS60	265
YBRE42	44	YBSSLDC2	252	YBTEXBNS60	264	YBTFESBTS66	265
YBRE48	44	YBSSLDH1	252	YBTEXBNS66	264	YBTFESBTS72	265
YBRE54	44	YBSSLDH2	252	YBTEXBNS72	264	YBTFESBTS78	265
YBRE60	44	YBSSLDL1	252	YBTEXBNS78	264	YBTFESBTS84	265
YBRE66	44	YBSSLDL2	252	YBTEXBNS84	264	YBTFESBNE48	268
YBRE72	44	YBTCL	324	YBTEXBTE48	263	YBTFESBNE54	268
YBRE78	44	YBTE	49, 160	YBTEXBTE54	263	YBTFESBNE60	268
YBRE84	45	YBTESBNE48	262	YBTEXBTE60	263	YBTFESBNE66	268
YBRE90	45	YBTESBNE54	262	YBTEXBTE66	263	YBTFESBNE72	268
YBRE96	45	YBTESBNE60	262	YBTEXBTE72	263	YBTFESBNE78	268
YBRR33	47	YBTESBNE66	262	YBTEXBTE78	263	YBTFESBNE84	268
YBRR36	47	YBTESBNE72	262	YBTEXBTE84	263	YBTFESBNI48	268
YBRR39	47	YBTESBNE78	262	YBTEXBTI48	263	YBTFESBNI54	268
YBRR42	47	YBTESBNE84	262	YBTEXBTI54	263	YBTFESBNI60	268
YBRR45	47	YBTESBNI48	262	YBTEXBTI60	263	YBTFESBNI66	268
YBRR48	47	YBTESBNI54	262	YBTEXBTI66	263	YBTFESBNI72	268
YBRR51	47	YBTESBNI60	262	YBTEXBTI72	263	YBTFESBNI78	268
YBRR54	47	YBTESBNI66	262	YBTEXBTI78	263	YBTFESBNI84	268
YBRR57	47	YBTESBNI72	262	YBTEXBTI84	263	YBTFESBNS48	268
YBRR60	47	YBTESBNI78	262	YBTEXBTS48	263	YBTFESBNS54	268
YBRR63	47	YBTESBNI84	262	YBTEXBTS54	263	YBTFESBNS60	268
YBRR66	47	YBTESBNS48	262	YBTEXBTS60	263	YBTFESBNS66	268
YBRR69	47	YBTESBNS54	262	YBTEXBTS66	263	YBTFESBNS72	268
YBRR72	47	YBTESBNS60	262	YBTEXBTS72	263	YBTFESBNS78	268
YBRR75	47	YBTESBNS66	262	YBTEXBTS78	263	YBTFESBNS84	268
YBRR78	47	YBTESBNS72	262	YBTEXBTS84	263	YBTFESBTE48	267
YBRR81	47	YBTESBNS78	262	YBTF8	324	YBTFESBTE54	267
YBRR84	47	YBTESBNS84	262	YBTFESBNE48	266	YBTFESBTE60	267
YBRR87	47	YBTFESBTE48	261	YBTFESBNE54	266	YBTFESBTE66	267
YBRR90	47	YBTFESBTE54	261	YBTFESBNE60	266	YBTFESBTE72	267
YBRR93	47	YBTFESBTE60	261	YBTFESBNE66	266	YBTFESBTE78	267
YBRS33	44	YBTFESBTE66	261	YBTFESBNE72	266	YBTFESBTE84	267
YBRS39	44	YBTFESBTE72	261	YBTFESBNE78	266	YBTFESBTI48	267
YBRS45	44	YBTFESBTE78	261	YBTFESBNE84	266	YBTFESBTI54	267
YBRS51	44	YBTFESBTE84	261	YBTFESBNI48	266	YBTFESBTI60	267
YBRS57	44	YBTFESBTI48	261	YBTFESBNI54	266	YBTFESBTI66	267
YBRS63	44	YBTFESBTI54	261	YBTFESBNI60	266	YBTFESBTI72	267
YBRS69	44	YBTFESBTI60	261	YBTFESBNI66	266	YBTFESBTI78	267
YBRS75	44	YBTFESBTI66	261	YBTFESBNI72	266	YBTFESBTI84	267
YBRS81	44	YBTFESBTI72	261	YBTFESBNI78	266	YBTFESBTS48	267
YBRS87	44	YBTFESBTI78	261	YBTFESBNI84	266	YBTFESBTS54	267
YBRS93	44	YBTFESBTI84	261	YBTFESBNS48	266	YBTFESBTS60	267
YBRT105	44	YBTFESBTS48	261	YBTFESBNS54	266	YBTFESBTS66	267
YBRT111	44	YBTFESBTS54	261	YBTFESBNS60	266	YBTFESBTS72	267
YBRT33	44	YBTFESBTS60	261	YBTFESBNS66	266	YBTFESBTS78	267
YBRT39	44	YBTFESBTS66	261	YBTFESBNS72	266	YBTFESBTS84	267
YBRT45	44	YBTFESBTS72	261	YBTFESBNS78	266	YBTC	325
YBRT51	44	YBTFESBTS78	261	YBTFESBNS84	266	YBTHS	324
YBRT57	44	YBTFESBTS84	261	YBTFESBTE48	265	YBTKB10	324
YBRT63	44	YBTEXBNE48	264	YBTFESBTE54	265	YBTKB5	324
YBRT69	44	YBTEXBNE54	264	YBTFESBTE60	265	YBTR	325
YBRT75	44	YBTEXBNE60	264	YBTFESBTE66	265	YBTRES102	297
YBRT81	44	YBTEXBNE66	264	YBTFESBTE72	265	YBTRES54	297, 300
YBRT87	44	YBTEXBNE72	264	YBTFESBTE78	265	YBTRES57	297, 300
YBRT93	44	YBTEXBNE78	264	YBTFESBTE84	265	YBTRES60	297, 300
YBRT99	44	YBTEXBNE84	264	YBTFESBTI48	265	YBTRES63	297, 300
YBSCL	253	YBTEXBNI48	264	YBTFESBTI54	265	YBTRES66	297, 300
YBSCLN	253	YBTEXBNI54	264	YBTFESBTI60	265	YBTRES69	297, 300
YBSLDC2	252	YBTEXBNI60	264	YBTFESBTI66	265	YBTRES72	297, 300
YBSLDC4	252	YBTEXBNI66	264	YBTFESBTI72	265	YBTRES75	297, 300
YBSLDH2	252	YBTEXBNI72	264	YBTFESBTI78	265	YBTRES78	297, 300
YBSLDH4	252	YBTEXBNI78	264	YBTFESBTI84	265	YBTRES81	297, 300
YBSLDL2	252	YBTEXBNI84	264	YBTFESBTS48	265	YBTRES84	297, 300

<i>pattern no.</i>	<i>page</i>	<i>pattern no.</i>	<i>page</i>	<i>pattern no.</i>	<i>page</i>	<i>pattern no.</i>	<i>page</i>
YBTRES87	297, 300	YBTSSFESBNN5430	271	YBTSSFESBTL6027	273	YBTSSFESBTS6624	272
YBTRES90	297, 300	YBTSSFESBNN6024	269	YBTSSFESBTL6030	274	YBTSSFESBTS6627	273
YBTRES93	297, 300	YBTSSFESBNN6027	270	YBTSSFESBTL6624	272	YBTSSFESBTS6630	274
YBTRES96	297, 300	YBTSSFESBNN6030	271	YBTSSFESBTL6627	273	YBTSSFESBTS7224	272
YBTRES99	297	YBTSSFESBNN6624	269	YBTSSFESBTL6630	274	YBTSSFESBTS7227	273
YBTREX102	298	YBTSSFESBNN6627	270	YBTSSFESBTL7224	272	YBTSSFESBTS7230	274
YBTREX54	298, 301	YBTSSFESBNN6630	271	YBTSSFESBTL7227	273	YBTSSFESBTS7824	272
YBTREX57	298, 301	YBTSSFESBNN7224	269	YBTSSFESBTL7230	274	YBTSSFESBTS7827	273
YBTREX60	298, 301	YBTSSFESBNN7227	270	YBTSSFESBTL7824	272	YBTSSFESBTS7830	274
YBTREX63	298, 301	YBTSSFESBNN7230	271	YBTSSFESBTL7827	273	YBTSSFESBTS8424	272
YBTREX66	298, 301	YBTSSFESBNN7824	269	YBTSSFESBTL7830	274	YBTSSFESBTS8427	273
YBTREX69	298, 301	YBTSSFESBNN7827	270	YBTSSFESBTL8424	272	YBTSSFESBTS8430	274
YBTREX72	298, 301	YBTSSFESBNN7830	271	YBTSSFESBTL8427	273	YBTSSFEXBNL4824	275
YBTREX75	298, 301	YBTSSFESBNN8424	269	YBTSSFESBTL8430	274	YBTSSFEXBNL4827	276
YBTREX78	298, 301	YBTSSFESBNN8427	270	YBTSSFESBTN4824	272	YBTSSFEXBNL4830	277
YBTREX81	298, 301	YBTSSFESBNN8430	271	YBTSSFESBTN4827	273	YBTSSFEXBNL5424	275
YBTREX84	298, 301	YBTSSFESBNN8430	271	YBTSSFESBTN4830	274	YBTSSFEXBNL5427	276
YBTREX87	298, 301	YBTSSFESBNN8427	270	YBTSSFESBTN5424	272	YBTSSFEXBNL5430	277
YBTREX90	298, 301	YBTSSFESBNN8430	271	YBTSSFESBTN5427	273	YBTSSFEXBNL6024	275
YBTREX93	298, 301	YBTSSFESBNN8424	269	YBTSSFESBTN5430	274	YBTSSFEXBNL6027	276
YBTREX96	298, 301	YBTSSFESBNN8427	270	YBTSSFESBTN6024	272	YBTSSFEXBNL6030	277
YBTREX99	298	YBTSSFESBNN8430	271	YBTSSFESBTN6027	273	YBTSSFEXBNL6624	275
YBTRFS102	299	YBTSSFESBNN6024	269	YBTSSFESBTN6030	274	YBTSSFEXBNL6627	276
YBTRFS54	299, 302	YBTSSFESBNN6027	270	YBTSSFESBTN6624	272	YBTSSFEXBNL6630	277
YBTRFS57	299, 302	YBTSSFESBNN6030	271	YBTSSFESBTN6627	273	YBTSSFEXBNL7224	275
YBTRFS60	299, 302	YBTSSFESBNN6624	269	YBTSSFESBTN6630	274	YBTSSFEXBNL7227	276
YBTRFS63	299, 302	YBTSSFESBNN6627	270	YBTSSFESBTN7224	272	YBTSSFEXBNL7230	277
YBTRFS66	299, 302	YBTSSFESBNN6630	271	YBTSSFESBTN7227	273	YBTSSFEXBNL7824	275
YBTRFS69	299, 302	YBTSSFESBNN7224	269	YBTSSFESBTN7230	274	YBTSSFEXBNL7827	276
YBTRFS72	299, 302	YBTSSFESBNN7227	270	YBTSSFESBTN7824	272	YBTSSFEXBNL7830	277
YBTRFS75	299, 302	YBTSSFESBNN7230	271	YBTSSFESBTN7827	273	YBTSSFEXBNL8424	275
YBTRFS78	299, 302	YBTSSFESBNN7824	269	YBTSSFESBTN7830	274	YBTSSFEXBNL8427	276
YBTRFS81	299, 302	YBTSSFESBNN7827	270	YBTSSFESBTN8424	272	YBTSSFEXBNL8430	277
YBTRFS84	299, 302	YBTSSFESBNN7830	271	YBTSSFESBTN8427	273	YBTSSFEXBNN4824	275
YBTRFS87	299, 302	YBTSSFESBNN8424	269	YBTSSFESBTN8430	274	YBTSSFEXBNN4827	276
YBTRFS90	299, 302	YBTSSFESBNN8427	270	YBTSSFESBTR4824	272	YBTSSFEXBNN4830	277
YBTRFS93	299, 302	YBTSSFESBNN8430	271	YBTSSFESBTR4827	273	YBTSSFEXBNN5424	275
YBTRFS96	299, 302	YBTSSFESBNS4824	269	YBTSSFESBTR4830	274	YBTSSFEXBNN5427	276
YBTRFS99	299	YBTSSFESBNS4827	270	YBTSSFESBTR5424	272	YBTSSFEXBNN5430	277
YBTSSFESBTL4824	269	YBTSSFESBNS4830	271	YBTSSFESBTR5427	273	YBTSSFEXBNN6024	275
YBTSSFESBTL4827	270	YBTSSFESBNS5424	269	YBTSSFESBTR5430	274	YBTSSFEXBNN6027	276
YBTSSFESBTL4830	271	YBTSSFESBNS5427	270	YBTSSFESBTR6024	272	YBTSSFEXBNN6030	277
YBTSSFESBTL5424	269	YBTSSFESBNS5430	271	YBTSSFESBTR6027	273	YBTSSFEXBNN6624	275
YBTSSFESBTL5427	270	YBTSSFESBNS6024	269	YBTSSFESBTR6030	274	YBTSSFEXBNN6627	276
YBTSSFESBTL5430	271	YBTSSFESBNS6027	270	YBTSSFESBTR6624	272	YBTSSFEXBNN6630	277
YBTSSFESBTL6024	269	YBTSSFESBNS6030	271	YBTSSFESBTR6627	273	YBTSSFEXBNN7224	275
YBTSSFESBTL6027	270	YBTSSFESBNS6624	269	YBTSSFESBTR6630	274	YBTSSFEXBNN7227	276
YBTSSFESBTL6030	271	YBTSSFESBNS6627	270	YBTSSFESBTR7224	272	YBTSSFEXBNN7230	277
YBTSSFESBTL6624	269	YBTSSFESBNS6630	271	YBTSSFESBTR7227	273	YBTSSFEXBNN7824	275
YBTSSFESBTL6627	270	YBTSSFESBNS7224	269	YBTSSFESBTR7230	274	YBTSSFEXBNN7827	276
YBTSSFESBTL6630	271	YBTSSFESBNS7227	270	YBTSSFESBTR7824	272	YBTSSFEXBNN7830	277
YBTSSFESBTL7224	269	YBTSSFESBNS7230	271	YBTSSFESBTR7827	273	YBTSSFEXBNN8424	275
YBTSSFESBTL7227	270	YBTSSFESBNS7824	269	YBTSSFESBTR7830	274	YBTSSFEXBNN8427	276
YBTSSFESBTL7230	271	YBTSSFESBNS7827	270	YBTSSFESBTR8424	272	YBTSSFEXBNN8430	277
YBTSSFESBTL7824	269	YBTSSFESBNS7830	271	YBTSSFESBTR8427	273	YBTSSFEXBNN8424	275
YBTSSFESBTL7827	270	YBTSSFESBNS8424	269	YBTSSFESBTR8430	274	YBTSSFEXBNN8427	276
YBTSSFESBTL7830	271	YBTSSFESBNS8427	270	YBTSSFESBTS4824	272	YBTSSFEXBNN8430	277
YBTSSFESBTL8424	269	YBTSSFESBNS8430	271	YBTSSFESBTS4827	273	YBTSSFEXBNN8424	275
YBTSSFESBTL8427	270	YBTSSFESBTL4824	272	YBTSSFESBTS4830	274	YBTSSFEXBNN8427	276
YBTSSFESBTL8430	271	YBTSSFESBTL4827	273	YBTSSFESBTS5424	272	YBTSSFEXBNN8430	277
YBTSSFESBTL8430	271	YBTSSFESBTL4830	274	YBTSSFESBTS5427	273	YBTSSFEXBNN8424	275
YBTSSFESBTL8427	270	YBTSSFESBTL5424	272	YBTSSFESBTS5430	274	YBTSSFEXBNN8427	276
YBTSSFESBTL8430	271	YBTSSFESBTL5427	273	YBTSSFESBTS6024	272	YBTSSFEXBNN8430	277
YBTSSFESBTL8430	271	YBTSSFESBTL5430	274	YBTSSFESBTS6027	273	YBTSSFEXBNN8424	275
YBTSSFESBTL8427	270	YBTSSFESBTL6024	272	YBTSSFESBTS6030	274	YBTSSFEXBNN8427	276

<i>pattern no.</i>	<i>page</i>	<i>pattern no.</i>	<i>page</i>	<i>pattern no.</i>	<i>page</i>	<i>pattern no.</i>	<i>page</i>
YBTSSFEXBNR6630	277	YBTSSFEXBTN7227	279	YBTYESBT248	289	YCB96	52
YBTSSFEXBNR7224	275	YBTSSFEXBTN7230	280	YBTYESBT254	289	YCBCC24	52, 329
YBTSSFEXBNR7227	276	YBTSSFEXBTN7824	278	YBTYESBT260	289	YCBCC30	52, 329
YBTSSFEXBNR7230	277	YBTSSFEXBTN7827	279	YBTYESBT348	290	YCBCC36	52, 329
YBTSSFEXBNR7824	275	YBTSSFEXBTN7830	280	YBTYESBT354	290	YCBCC48	52, 329
YBTSSFEXBNR7827	276	YBTSSFEXBTN8424	278	YBTYESBT360	290	YCBCC54	52
YBTSSFEXBNR7830	277	YBTSSFEXBTN8427	279	YBTYESBTN48	289	YCBCC60	52, 329
YBTSSFEXBNR8424	275	YBTSSFEXBTN8430	280	YBTYESBTN54	289	YCBCC66	52, 329
YBTSSFEXBNR8427	276	YBTSSFEXBTR4824	278	YBTYESBTN60	289	YCBCC72	52, 329
YBTSSFEXBNR8430	277	YBTSSFEXBTR4827	279	YBTYEXBN148	295	YCBCC78	52
YBTSSFEXBNS4824	275	YBTSSFEXBTR4830	280	YBTYEXBN154	295	YCBCC84	52
YBTSSFEXBNS4827	276	YBTSSFEXBTR5424	278	YBTYEXBN160	295	YCBCC90	52
YBTSSFEXBNS4830	277	YBTSSFEXBTR5427	279	YBTYEXBN248	295	YCBCC96	52
YBTSSFEXBNS5424	275	YBTSSFEXBTR5430	280	YBTYEXBN254	295	YCBE	52
YBTSSFEXBNS5427	276	YBTSSFEXBTR6024	278	YBTYEXBN260	295	YCBPE	52
YBTSSFEXBNS5430	277	YBTSSFEXBTR6027	279	YBTYEXBN348	296	YCBT36	52
YBTSSFEXBNS6024	275	YBTSSFEXBTR6030	280	YBTYEXBN354	296	YCBT42	52
YBTSSFEXBNS6027	276	YBTSSFEXBTR6624	278	YBTYEXBN360	296	YCBT48	52
YBTSSFEXBNS6030	277	YBTSSFEXBTR6627	279	YBTYEXBNN48	295	YCBT54	52
YBTSSFEXBNS6624	275	YBTSSFEXBTR6630	280	YBTYEXBNN54	295	YCBT60	52
YBTSSFEXBNS6627	276	YBTSSFEXBTR7224	278	YBTYEXBNN60	295	YCBT66	52
YBTSSFEXBNS6630	277	YBTSSFEXBTR7227	279	YBTYEXBT148	293	YCBT72	52
YBTSSFEXBNS7224	275	YBTSSFEXBTR7230	280	YBTYEXBT154	293	YCBT78	52
YBTSSFEXBNS7227	276	YBTSSFEXBTR7824	278	YBTYEXBT160	293	YCBT84	52
YBTSSFEXBNS7230	277	YBTSSFEXBTR7827	279	YBTYEXBT248	293	YCBT90	52
YBTSSFEXBNS7824	275	YBTSSFEXBTR7830	280	YBTYEXBT254	293	YCBT96	52
YBTSSFEXBNS7827	276	YBTSSFEXBTR8424	278	YBTYEXBT260	293	YEL2A18	55
YBTSSFEXBNS7830	277	YBTSSFEXBTR8427	279	YBTYEXBT348	294	YEL2A24	55
YBTSSFEXBNS8424	275	YBTSSFEXBTR8430	280	YBTYEXBT354	294	YEL2A27	55
YBTSSFEXBNS8427	276	YBTSSFEXBTS4824	278	YBTYEXBT360	294	YEL2A30	55
YBTSSFEXBNS8430	277	YBTSSFEXBTS4827	279	YBTYEXBTN48	293	YEL2A36	55
YBTSSFEXBTL4824	278	YBTSSFEXBTS4830	280	YBTYEXBTN54	293	YEL2A42	55
YBTSSFEXBTL4827	279	YBTSSFEXBTS5424	278	YBTYEXBTN60	293	YEL2DA18	59
YBTSSFEXBTL4830	280	YBTSSFEXBTS5427	279	YCB34	53	YEL2DA24	59
YBTSSFEXBTL5424	278	YBTSSFEXBTS5430	280	YCB35	53	YEL2DA27	59
YBTSSFEXBTL5427	279	YBTSSFEXBTS6024	278	YCB36	52	YEL2DA30	59
YBTSSFEXBTL5430	280	YBTSSFEXBTS6027	279	YCB40	53	YEL2DA36	59
YBTSSFEXBTL6024	278	YBTSSFEXBTS6030	280	YCB41	53	YEL2DA38	63
YBTSSFEXBTL6027	279	YBTSSFEXBTS6624	278	YCB42	52	YEL2DA50	63
YBTSSFEXBTL6030	280	YBTSSFEXBTS6627	279	YCB46	53	YEL2DA62	63
YBTSSFEXBTL6624	278	YBTSSFEXBTS6630	280	YCB47	53	YEL2SA18	58
YBTSSFEXBTL6627	279	YBTSSFEXBTS7224	278	YCB48	52	YEL2SA24	58
YBTSSFEXBTL6630	280	YBTSSFEXBTS7227	279	YCB52	53	YEL2SA27	58
YBTSSFEXBTL7224	278	YBTSSFEXBTS7230	280	YCB53	53	YEL2SA30	58
YBTSSFEXBTL7227	279	YBTSSFEXBTS7824	278	YCB54	52	YEL2SA36	58
YBTSSFEXBTL7230	280	YBTSSFEXBTS7827	279	YCB58	53	YEL2SA42	58
YBTSSFEXBTL7824	278	YBTSSFEXBTS7830	280	YCB59	53	YEL2SA48	58
YBTSSFEXBTL7827	279	YBTSSFEXBTS8424	278	YCB60	52	YEL2SSAF28L	74
YBTSSFEXBTL7830	280	YBTSSFEXBTS8427	279	YCB64	53	YEL2SSAF28R	74
YBTSSFEXBTL8424	278	YBTSSFEXBTS8430	280	YCB65	53	YEL2SSAF34L	74
YBTSSFEXBTL8427	279	YBTYESBN148	291	YCB66	52	YEL2SSAF34R	74
YBTSSFEXBTL8430	280	YBTYESBN154	291	YCB70	53	YEL2SSAF40L	74
YBTSSFEXBTN4824	278	YBTYESBN160	291	YCB71	53	YEL2SSAF40R	74
YBTSSFEXBTN4827	279	YBTYESBN248	291	YCB72	52	YEL2SSDB22L	69
YBTSSFEXBTN4830	280	YBTYESBN254	291	YCB76	53	YEL2SSDB22R	69
YBTSSFEXBTN5424	278	YBTYESBN260	291	YCB77	53	YEL2SSDB28L	69
YBTSSFEXBTN5427	279	YBTYESBN348	292	YCB78	52	YEL2SSDB28R	69
YBTSSFEXBTN5430	280	YBTYESBN354	292	YCB82	53	YEL2SSDB34L	69
YBTSSFEXBTN6024	278	YBTYESBN360	292	YCB83	53	YEL2SSDB34R	69
YBTSSFEXBTN6027	279	YBTYESBNN48	291	YCB84	52	YEL3SSAB22L	71
YBTSSFEXBTN6030	280	YBTYESBNN54	291	YCB88	53	YEL3SSAB22R	71
YBTSSFEXBTN6624	278	YBTYESBNN60	291	YCB89	53	YEL3SSAB28L	71
YBTSSFEXBTN6627	279	YBTYESBT148	289	YCB90	52	YEL3SSAB28R	71
YBTSSFEXBTN6630	280	YBTYESBT154	289	YCB94	53	YEL3SSAB34L	71
YBTSSFEXBTN7224	278	YBTYESBT160	289	YCB95	53	YEL3SSAB34R	71

<i>pattern no.</i>	<i>page</i>	<i>pattern no.</i>	<i>page</i>	<i>pattern no.</i>	<i>page</i>	<i>pattern no.</i>	<i>page</i>
YELCD18	55	YELSSDB33L	69	YEP2717	80	YEPH3641	84
YELCD24	55	YELSSDB33R	69	YEP2718	80	YEPH3653	84
YELCD27	55	YELSSDB36L	69	YEP2723	80	YEPH3659	84
YELCD30	55	YELSSDB36R	69	YEP2724	80	YEPH3665	84
YELCD36	55	YELSSDF36L	72	YEP2726	80	YEPSSF2831L	83
YELCM18	55	YELSSDF36R	72	YEP2727	80	YEPSSF2831R	83
YELCM24	55	YELSSDF39L	72	YEP2729	80	YEPSSF2837L	83
YELCM27	55	YELSSDF39R	72	YEP2730	80	YEPSSF2837R	83
YELCM30	55	YELSSDF42L	72	YEP2735	80	YEPSSF2840L	83
YELCM36	55	YELSSDF42R	72	YEP2736	80	YEPSSF2840R	83
YELD18	55	YELWDD53	60	YEP2841	82	YEPSSF2843L	83
YELD24	55	YELWDD59	60	YEP2853	82	YEPSSF2843R	83
YELD27	55	YELWDD65	60	YEP2856ES	305	YEPSSF2849L	83
YELD30	55	YELWSSDB30L	70	YEP2856EX	306	YEPSSF2849R	83
YELD36	55	YELWSSDB30R	70	YEP2859	82	YEPT4253	84
YELD42	55	YELWSSDB33L	70	YEP2862ES	305	YEPT4259	84
YELDD18	59	YELWSSDB33R	70	YEP2862ESL	305	YEPT4265	84
YELDD24	59	YELWSSDB36L	70	YEP2862ESR	305	YEPTSSFES2824L	307
YELDD27	59	YELWSSDB36R	70	YEP2862EX	306	YEPTSSFES2824R	308
YELDD30	59	YELWSSDF36L	73	YEP2862EXL	306	YEPTSSFES2827L	307
YELDD36	59	YELWSSDF36R	73	YEP2862EXR	306	YEPTSSFES2827R	308
YELDD38	60	YELWSSDF39L	73	YEP2865	82	YEPTSSFES2830L	307
YELDD50	60	YELWSSDF39R	73	YEP2868ES	305	YEPTSSFES2830R	308
YELDD62	60	YELWSSDF42L	73	YEP2868EX	306	YEPTSSFES4224L	307
YELDH38	65	YELWSSDF42R	73	YEP2877	82	YEPTSSFES4224R	308
YELDH50	65	YEP1617	79	YEP2SSB2825L	83	YEPTSSFES4227L	307
YELDH50B	66	YEP1618	79	YEP2SSB2825R	83	YEPTSSFES4227R	308
YELDHB	66	YEP1623	79	YEP2SSB2831L	83	YEPTSSFES4230L	307
YELDT50	67	YEP1624	79	YEP2SSB2831R	83	YEPTSSFES4230R	308
YELDT50B	68	YEP1626	79	YEP2SSB2834L	83	YEPTSSFES4924L	307
YELDTB	68	YEP1627	79	YEP2SSB2834R	83	YEPTSSFES4924R	308
YELDW	57	YEP1629	79	YEP2SSB2837L	83	YEPTSSFES4927L	307
YELH24	55	YEP1630	79	YEP2SSB2837R	83	YEPTSSFES4927R	308
YELH27	55	YEP1635	79	YEP2SSB2843	83	YEPTSSFES4930L	307
YELH30	55	YEP1636	79	YEP4253	85	YEPTSSFES4930R	308
YELH36	55	YEP1717	79	YEP4256ES	305	YEPTSSFEX2824L	309
YELH42	55	YEP1718	79	YEP4256EX	306	YEPTSSFEX2824R	310
YELP24	56	YEP1723	79	YEP4259	85	YEPTSSFEX2827L	309
YELP27	56	YEP1724	79	YEP4262ES	305	YEPTSSFEX2827R	310
YELP30	56	YEP1726	79	YEP4262ESL	305	YEPTSSFEX2830L	309
YELP36	56	YEP1727	79	YEP4262ESR	305	YEPTSSFEX2830R	310
YELSCD24	58	YEP1729	79	YEP4262EX	306	YEPTSSFEX4224L	309
YELSCD27	58	YEP1730	79	YEP4262EXL	306	YEPTSSFEX4224R	310
YELSCD30	58	YEP1735	79	YEP4262EXR	306	YEPTSSFEX4227L	309
YELSCD36	58	YEP1736	79	YEP4265	85	YEPTSSFEX4227R	310
YELSCD42	58	YEP1740	81	YEP4268ES	305	YEPTSSFEX4230L	309
YELSCD48	58	YEP1752	81	YEP4268EX	306	YEPTSSFEX4230R	310
YELSD18	58	YEP1758	81	YEP4277	85	YEPTSSFEX4924L	309
YELSD24	58	YEP1764	81	YEP4953	85	YEPTSSFEX4924R	310
YELSD27	58	YEP1776	81	YEP4956ES	305	YEPTSSFEX4927L	309
YELSD30	58	YEP2617	80	YEP4956EX	306	YEPTSSFEX4927R	310
YELSD36	58	YEP2618	80	YEP4959	85	YEPTSSFEX4930L	309
YELSD42	58	YEP2623	80	YEP4962ES	305	YEPTSSFEX4930R	310
YELSD48	58	YEP2624	80	YEP4962ESL	305	YFC0912C	104
YELSDD53	60	YEP2626	80	YEP4962ESR	305	YFC0912L	106
YELSDD59	60	YEP2627	80	YEP4962EX	306	YFC0912P	105
YELSDD65	60	YEP2629	80	YEP4962EXL	306	YFC0912S	104
YELSSDF28L	72	YEP2630	80	YEP4962EXR	306	YFC0912V	107
YELSSDF28R	72	YEP2635	80	YEP4965	85	YFC0924C	104
YELSSDF34L	72	YEP2636	80	YEP4968ES	305	YFC0924L	106
YELSSDF34R	72	YEP2640	81	YEP4968EX	306	YFC0924P	105
YELSSDF40L	72	YEP2652	81	YEP4977	85	YFC0924S	104
YELSSDF40R	72	YEP2658	81	YEP5653	85	YFC0924V	107
YELSSDB30L	69	YEP2664	81	YEP5659	85	YFC0936C	104
YELSSDB30R	69	YEP2676	81	YEP5665	85	YFC0936L	106

<i>pattern no.</i>	<i>page</i>	<i>pattern no.</i>	<i>page</i>	<i>pattern no.</i>	<i>page</i>	<i>pattern no.</i>	<i>page</i>
YFC0936P	105	YFC2636NP	111	YHP1C72N	330	YHP1K4828P1C	327
YFC0936S	104	YFC2636NV	113	YHP1CMB	335	YHP1K4828P1G	327
YFC0936V	107	YFC2648NL	112	YHP1DAK28	331	YHP1K4828P2C	327
YFC0948C	104	YFC2648NP	111	YHP1DP3608L	340	YHP1K4828P2G	327
YFC0948L	106	YFC2648NV	113	YHP1DP4808L	340	YHP1KUB30	351, 352
YFC0948P	105	YFC2660NL	112	YHP1DP6008L	340	YHP1KUB36	351, 352
YFC0948S	104	YFC2660NP	111	YHP1DP6608L	340	YHP1KUB48	351, 352
YFC0948V	107	YFC2672NL	112	YHP1DP7208L	340	YHP1M25	328
YFC0960C	104	YFC2672NP	111	YHP1F	353	YHP1M28	328
YFC0960L	106	YFCC48	99	YHP1HEK160	332	YHP1OF	335
YFC0960P	105	YFCC60	99	YHP1HEK166	332	YHP1SAK28	331
YFC0960S	104	YFCC72	99	YHP1HEK172	332	YHP1SDK4825	343
YFC0972C	104	YFCHOC	104	YHP1HEK260	332	YHP1SDK4828	348
YFC0972L	106	YFCOC	104	YHP1HEK266	332	YHP1SDK6025	343
YFC0972P	105	YFF2148	98	YHP1HEK272	332	YHP1SDK6028	348
YFC0972S	104	YFF2160	98	YHP1HTK160	332	YHP1SDK6625	343
YFC1412L	109	YFF2172	98	YHP1HTK166	332	YHP1SDK6628	348
YFC1412P	108	YFJE25	99	YHP1HTK172	332	YHP1SDK7225	343
YFC1412V	110	YFJE28	99	YHP1HTK260	332	YHP1SDK7228	348
YFC1424L	109	YFJL25	100	YHP1HTK266	332	YHP1SDKL4825	344
YFC1424P	108	YFJL28	100	YHP1HTK272	332	YHP1SDKL4828	349
YFC1424V	110	YFJT25	100	YHP1K2425NC	326	YHP1SDKL6025	344
YFC1436L	109	YFJT28	100	YHP1K2425NG	326	YHP1SDKL6028	349
YFC1436P	108	YFJV25	100	YHP1K2425P1C	326	YHP1SDKL6625	344
YFC1436V	110	YFJV28	100	YHP1K2425P1G	326	YHP1SDKL6628	349
YFC1448L	109	YFJX25	100	YHP1K2425P2C	326	YHP1SDKL7225	344
YFC1448P	108	YFJX28	100	YHP1K2425P2G	326	YHP1SDKL7228	349
YFC1448V	110	YFJY25	100	YHP1K2428NC	327	YHP1SDKR4825	345
YFC1460L	109	YFJY28	100	YHP1K2428NG	327	YHP1SDKR4828	350
YFC1460P	108	YFL25	98	YHP1K2428P1C	327	YHP1SDKR6025	345
YFC1472L	109	YFL28	98	YHP1K2428P1G	327	YHP1SDKR6028	350
YFC1472P	108	YFLSF	98	YHP1K2428P2C	327	YHP1SDKR6625	345
YFC1712L	109	YFTC48	99	YHP1K2428P2G	327	YHP1SDKR6628	350
YFC1712P	108	YFTC60	99	YHP1K3025NC	326	YHP1SDKR7225	345
YFC1712V	110	YFTC72	99	YHP1K3025NG	326	YHP1SDKR7228	350
YFC1724L	109	YHP1A25C	328	YHP1K3025P1C	326	YHP1SKA	351
YFC1724P	108	YHP1A25G	328	YHP1K3025P1G	326	YHP1SKM	351
YFC1724V	110	YHP1A28C	328	YHP1K3025P2C	326	YHP1SMS2425	352
YFC1736L	109	YHP1A28G	328	YHP1K3025P2G	326	YHP1SMS2428	352
YFC1736P	108	YHP1AP2408	340	YHP1K3028NC	327	YHP1SMS3025	352
YFC1736V	110	YHP1AP3008	340	YHP1K3028NG	327	YHP1SMS3028	352
YFC1748L	109	YHP1AP3608	340	YHP1K3028P1C	327	YHP1SMS3625	352
YFC1748P	108	YHP1AP4808	340	YHP1K3028P1G	327	YHP1SMS3628	352
YFC1748V	110	YHP1AS24	339	YHP1K3028P2C	327	YHP1SMS4825	352
YFC1760L	109	YHP1AS30	339	YHP1K3028P2G	327	YHP1SMS4828	352
YFC1760P	108	YHP1AS36	339	YHP1K3625NC	326	YHP1SOE2425	341
YFC1772L	109	YHP1B36	329	YHP1K3625NG	326	YHP1SOE2428	346
YFC1772P	108	YHP1B48	329	YHP1K3625P1C	326	YHP1SOE3025	341
YFC2324NL	112	YHP1B60	329	YHP1K3625P1G	326	YHP1SOE3028	346
YFC2324NP	111	YHP1B66	329	YHP1K3625P2C	326	YHP1SOE3625	341
YFC2324NV	113	YHP1B72	329	YHP1K3625P2G	326	YHP1SOE3628	346
YFC2336NL	112	YHP1BAK	331	YHP1K3628NC	327	YHP1SOE4825	341
YFC2336NP	111	YHP1BC	336	YHP1K3628NG	327	YHP1SOE4828	346
YFC2336NV	113	YHP1C362P	330	YHP1K3628P1C	327	YHP1SOE6025	341
YFC2348NL	112	YHP1C36N	330	YHP1K3628P1G	327	YHP1SOE6028	346
YFC2348NP	111	YHP1C484P	330	YHP1K3628P2C	327	YHP1SOE6625	341
YFC2348NV	113	YHP1C48N	330	YHP1K3628P2G	327	YHP1SOE6628	346
YFC2360NL	112	YHP1C602P	330	YHP1K4825NC	326	YHP1SOE7225	341
YFC2360NP	111	YHP1C604P	330	YHP1K4825NG	326	YHP1SOE7228	346
YFC2372NL	112	YHP1C60N	330	YHP1K4825P1C	326	YHP1SOEL4825	342
YFC2372NP	111	YHP1C662P	330	YHP1K4825P1G	326	YHP1SOEL4828	347
YFC2624NL	112	YHP1C664P	330	YHP1K4825P2C	326	YHP1SOEL6025	342
YFC2624NP	111	YHP1C66N	330	YHP1K4825P2G	326	YHP1SOEL6028	347
YFC2624NV	113	YHP1C722P	330	YHP1K4828NC	327	YHP1SOEL6625	342
YFC2636NL	112	YHP1C724P	330	YHP1K4828NG	327	YHP1SOEL6628	347

<i>pattern no.</i>	<i>page</i>	<i>pattern no.</i>	<i>page</i>	<i>pattern no.</i>	<i>page</i>	<i>pattern no.</i>	<i>page</i>
YHP1SOEL7225	342	YHP1UP6612	340	YKPTS4824D	20	YKTS3630SDHN	242
YHP1SOEL7228	347	YHP1UP7212	340	YKPTS4848D	20	YKTS3630SDLN	242
YHP1SOER4825	342	YHP1VWM18	336	YKPTS5427D	20	YKTS3636D	18
YHP1SOER4828	347	YHP1VWM21	336	YKPTS6030D	20	YKTS3636DG	19
YHP1SOER6025	342	YHP2C362H	330	YKPTS7236D	20	YKTS3636SDCN	243, 244
YHP1SOER6028	347	YHP2C484H	330	YKPTS8442D	20	YKTS3636SDHN	243, 244
YHP1SOER6625	342	YHP2C602H	330	YKSI	254	YKTS3636SDLN	243, 244
YHP1SOER6628	347	YHP2C604H	330	YKTB7236YESG	303	YKTS4218SDCN	239
YHP1SOER7225	342	YHP2C662H	330	YKTB8442YESG	303	YKTS4218SDHN	239
YHP1SOER7228	347	YHP2C664H	330	YKTCG	324	YKTS4218SDLN	239
YHP1SOS2425	341	YHP2C722H	330	YKTR36SDCN	245	YKTS4224SDCN	240
YHP1SOS2428	346	YHP2C724H	330	YKTR36SDHN	245	YKTS4224SDHN	240
YHP1SOS3025	341	YHP2HOK1	333	YKTR36SDLN	245	YKTS4224SDLN	240
YHP1SOS3028	346	YHP2HOK148	333	YKTR36YDN	21	YKTS4227SDCN	241
YHP1SOS3625	341	YHP2HOK2	333	YKTR36YHN	21	YKTS4227SDHN	241
YHP1SOS3628	346	YHP2HOK248	333	YKTR36YMN	21	YKTS4227SDLN	241
YHP1SOS4825	341	YIL2DA1	64	YKTR42D	18	YKTS4230SDCN	242
YHP1SOS4828	346	YIL2DA24	63	YKTR42DG	19	YKTS4230SDHN	242
YHP1SOS6025	341	YIL2DA35	63	YKTR42L	18	YKTS4230SDLN	242
YHP1SOS6028	346	YIL2DA38	63	YKTR42LG	19	YKTS4236SDCN	243
YHP1SOS6625	341	YIL2DA48	63	YKTR42M	18	YKTS4236SDHN	243
YHP1SOS6628	346	YIL2DA50	63	YKTR42MG	19	YKTS4236SDLN	243
YHP1SOS7225	341	YIL2DA62	63	YKTR42SDCN	245	YKTS4242D	18
YHP1SOS7228	346	YIL2SSAF26	74	YKTR42SDHN	245	YKTS4242DG	19
YHP1SSD4825	343	YIL2SSAF28	74	YKTR42SDLN	245	YKTS4242SDCN	244
YHP1SSD4828	348	YIL2SSAF32	74	YKTR42YDN	21	YKTS4242SDHN	244
YHP1SSD6025	343	YIL2SSAF34	74	YKTR42YMN	21	YKTS4242SDLN	244
YHP1SSD6028	348	YIL2SSAF40	74	YKTR48D	18	YKTS4818SDCN	239
YHP1SSD6625	343	YIL2SSDB20	70	YKTR48DG	19	YKTS4818SDHN	239
YHP1SSD6628	348	YIL2SSDB22	70	YKTRC6027YESGL	304	YKTS4818SDLN	239
YHP1SSD7225	343	YIL2SSDB26	70	YKTRC6027YESNL	304	YKTS4824D	18
YHP1SSD7228	348	YIL2SSDB28	70	YKTRC6030YESGL	304	YKTS4824DG	19
YHP1SSDL4825	344	YIL2SSDB34	70	YKTRC6030YESNL	304	YKTS4824SDCN	240
YHP1SSDL4828	349	YIL3SSAB20	71	YKTRC6627YESGL	304	YKTS4824SDHN	240
YHP1SSDL6025	344	YIL3SSAB22	71	YKTRC6627YESNL	304	YKTS4824SDLN	240
YHP1SSDL6028	349	YIL3SSAB26	71	YKTRC6630YESGL	304	YKTS4827SDCN	241
YHP1SSDL6625	344	YIL3SSAB28	71	YKTRC6630YESNL	304	YKTS4827SDHN	241
YHP1SSDL6628	349	YIL3SSAB34	71	YKTRC7227YESGL	304	YKTS4827SDLN	241
YHP1SSDL7225	344	YILDD1	62	YKTRC7227YESNL	304	YKTS4830SDCN	242
YHP1SSDL7228	349	YILDD24	61	YKTRC7227YESRGL	304	YKTS4830SDHN	242
YHP1SSDR4825	345	YILDD35	61	YKTRC7227YESRNL	304	YKTS4830SDLN	242
YHP1SSDR4828	350	YILDD38	61	YKTRC7230YESGL	304	YKTS4836SDCN	243
YHP1SSDR6025	345	YILDD48	61	YKTRC7230YESNL	304	YKTS4836SDHN	243
YHP1SSDR6028	350	YILDD50	61	YKTRC7230YESRGL	304	YKTS4836SDLN	243
YHP1SSDR6625	345	YILDD62	61	YKTRC7230YESRNL	304	YKTS4848D	18
YHP1SSDR6628	350	YILDH35	65	YKTRC7236YESGL	304	YKTS4848DG	19
YHP1SSDR7225	345	YILDH38	65	YKTRC7236YESNL	304	YKTS5418SDCN	239
YHP1SSDR7228	350	YILDH50	65	YKTRC8442YESGL	304	YKTS5418SDHN	239
YHP1SWS2425	341	YILDHB	65	YKTRC8442YESNL	304	YKTS5418SDLN	239
YHP1SWS2428	346	YILDT35	67	YKTS3030D	18	YKTS5424SDCN	240
YHP1SWS3025	341	YILDTB	67	YKTS3030DG	19	YKTS5424SDHN	240
YHP1SWS3028	346	YILSSDF26	73	YKTS3030L	18	YKTS5424SDLN	240
YHP1SWS3625	341	YILSSDF28	73	YKTS3030LG	19	YKTS5427D	18
YHP1SWS3628	346	YILSSDF32	73	YKTS3030M	18	YKTS5427DG	19
YHP1SWS4825	341	YILSSDF34	73	YKTS3030MG	19	YKTS5427SDCN	241
YHP1SWS4828	346	YILSSDF40	73	YKTS3618SDCN	239	YKTS5427SDHN	241
YHP1SWS6025	341	YKLB	253	YKTS3618SDHN	239	YKTS5427SDLN	241
YHP1SWS6028	346	YKME4DA	22	YKTS3618SDLN	239	YKTS5430SDCN	242
YHP1SWS6625	341	YKME7854HE	22	YKTS3624SDCN	240	YKTS5430SDHN	242
YHP1SWS6628	346	YKME7854NE	22	YKTS3624SDHN	240	YKTS5430SDLN	242
YHP1SWS7225	341	YKPTS3030D	20	YKTS3624SDLN	240	YKTS5436SDCN	243
YHP1SWS7228	346	YKPTS3030L	20	YKTS3627SDCN	241	YKTS5436SDHN	243
YHP1UP3612	340	YKPTS3030M	20	YKTS3627SDHN	241	YKTS5436SDLN	243
YHP1UP4812	340	YKPTS3636D	20	YKTS3627SDLN	241	YKTS6018SDCN	239
YHP1UP6012	340	YKPTS4242D	20	YKTS3630SDCN	242	YKTS6018SDHN	239

<i>pattern no.</i>	<i>page</i>	<i>pattern no.</i>	<i>page</i>	<i>pattern no.</i>	<i>page</i>	<i>pattern no.</i>	<i>page</i>
YKTS6018SDLN	239	YKTS7827SDHN	241	YMP1772	75	YNABCS72	389
YKTS6024SDCN	240	YKTS7827SDLN	241	YMP1778	75	YNABCS78	389
YKTS6024SDHN	240	YKTS7830SDCN	242	YMP1784	75	YNABCS84	389
YKTS6024SDLN	240	YKTS7830SDHN	242	YMP2636	76	YNABCS90	389
YKTS6027SDCN	241	YKTS7830SDLN	242	YMP2642	76	YNABCS96	389
YKTS6027SDHN	241	YKTS7836SDCN	243	YMP2648	76	YNABL1430	391
YKTS6027SDLN	241	YKTS7836SDHN	243	YMP2654	76	YNABL1436	391
YKTS6027YESG	303	YKTS7836SDLN	243	YMP2660	76	YNABL1442	391
YKTS6030D	18	YKTS8418SDCN	239	YMP2666	76	YNABL1448	391
YKTS6030DG	19	YKTS8418SDHN	239	YMP2672	76	YNABL2130	391
YKTS6030SDCN	242	YKTS8418SDLN	239	YMP2678	76	YNABL2136	391
YKTS6030SDHN	242	YKTS8424SDCN	240	YMP2684	76	YNABL2142	391
YKTS6030SDLN	242	YKTS8424SDHN	240	YMP2736	76	YNABL2148	391
YKTS6030YESG	303	YKTS8424SDLN	240	YMP2742	76	YNABP30	388
YKTS6036SDCN	243	YKTS8427SDCN	241	YMP2748	76	YNABP36	388
YKTS6036SDHN	243	YKTS8427SDHN	241	YMP2754	76	YNABP42	388
YKTS6036SDLN	243	YKTS8427SDLN	241	YMP2760	76	YNABP48	388
YKTS6618SDCN	239	YKTS8430SDCN	242	YMP2766	76	YNABPL	388
YKTS6618SDHN	239	YKTS8430SDHN	242	YMP2772	76	YNABS12	390
YKTS6618SDLN	239	YKTS8430SDLN	242	YMP2778	76	YNABS24	390
YKTS6624SDCN	240	YKTS8436SDCN	243	YMP2784	76	YNABS36	390
YKTS6624SDHN	240	YKTS8436SDHN	243	YMPT1636	247	YNABS42	390
YKTS6624SDLN	240	YKTS8436SDLN	243	YMPT1642	247	YNABS48	390
YKTS6627SDCN	241	YKTS8442D	18	YMPT1648	247	YNABS54	390
YKTS6627SDHN	241	YKTS8442DG	19	YMPT1654	247	YNABS60	390
YKTS6627SDLN	241	YKTS8442YDN	21	YMPT1660	247	YNABS66	390
YKTS6627YESG	303	YKTS8442YESG	303	YMPT1666	247	YNABS72	390
YKTS6630SDCN	242	YKTS8442YHN	21	YMPT1672	247	YNABS78	390
YKTS6630SDHN	242	YKTT6030YESG	303	YMPT1678	247	YNABS84	390
YKTS6630SDLN	242	YKTT6630YESG	303	YMPT1684	247	YNABS90	390
YKTS6630YESG	303	YKTT7230YESG	303	YMPT1736	247	YNABS96	390
YKTS6636SDCN	243	YKTT7236D	18	YMPT1742	247	YNABSEC	390
YKTS6636SDHN	243	YKTT7236DG	19	YMPT1748	247	YNACUP	391
YKTS6636SDLN	243	YKTT7236SDCN	246	YMPT1754	247	YNADSHSELF	392
YKTS7218SDCN	239	YKTT7236SDHN	246	YMPT1760	247	YNAKTRAY	392
YKTS7218SDHN	239	YKTT7236SDLN	246	YMPT1766	247	YNALHOOK	391
YKTS7218SDLN	239	YKTT7236YDN	21	YMPT1772	247	YNALTACKA	391
YKTS7224SDCN	240	YKTT7236YESG	303	YMPT1778	247	YNALTACKC	391
YKTS7224SDHN	240	YKTT7236YHN	21	YMPT1784	247	YNALTACKZ	391
YKTS7224SDLN	240	YKTT8442D	18	YMPT2636	248	YNAPHONE	391
YKTS7227SDCN	241	YKTT8442DG	19	YMPT2642	248	YNATRAY	391
YKTS7227SDHN	241	YKTT8442YDN	21	YMPT2648	248	YNB108	354
YKTS7227SDLN	241	YKTT8442YESG	303	YMPT2654	248	YNB120	354
YKTS7227YESG	303	YKTT8442YHN	21	YMPT2660	248	YNB36	354
YKTS7227YESRC	303	YKTT9648D	18	YMPT2666	248	YNB42	354
YKTS7230SDCN	242	YKTT9648DG	19	YMPT2672	248	YNB48	354
YKTS7230SDHN	242	YL4L17	183	YMPT2678	248	YNB54	354
YKTS7230SDLN	242	YL4L31	183	YMPT2684	248	YNB60	354
YKTS7230YESG	303	YL4L44	183	YMPT2736	248	YNB66	354
YKTS7230YESRC	303	YL4L58	183	YMPT2742	248	YNB72	354
YKTS7236D	18	YMP1636	75	YMPT2748	248	YNB78	354
YKTS7236DC	19	YMP1642	75	YMPT2754	248	YNB84	354
YKTS7236SDCN	243	YMP1648	75	YMPT2760	248	YNB90	354
YKTS7236SDHN	243	YMP1654	75	YMPT2766	248	YNB96	354
YKTS7236SDLN	243	YMP1660	75	YMPT2772	248	YNBBK	373
YKTS7236YDN	21	YMP1666	75	YMPT2778	248	YNBTC36	354
YKTS7236YESG	303	YMP1672	75	YMPT2784	248	YNBTC42	354
YKTS7236YHN	21	YMP1678	75	YNABCR30	389	YNBTC48	354
YKTS7818SDCN	239	YMP1684	75	YNABCR48	389	YNBTC54	354
YKTS7818SDHN	239	YMP1736	75	YNABCS36	389	YNBTC60	354
YKTS7818SDLN	239	YMP1742	75	YNABCS42	389	YNBTC66	354
YKTS7824SDCN	240	YMP1748	75	YNABCS48	389	YNBTC72	354
YKTS7824SDHN	240	YMP1754	75	YNABCS54	389	YNBTC78	354
YKTS7824SDLN	240	YMP1760	75	YNABCS60	389	YNBTC84	354
YKTS7827SDCN	241	YMP1766	75	YNABCS66	389	YNBTC90	354

<i>pattern no.</i>	<i>page</i>	<i>pattern no.</i>	<i>page</i>	<i>pattern no.</i>	<i>page</i>	<i>pattern no.</i>	<i>page</i>
YNBC96	354	YNC58NTC	360	YNC72D4CTR	359	YNC90D22TC	355
YNC32N	363	YNC60D02	357	YNC72D4CTX	359	YNC90D22TX	355
YNC32NTC	361	YNC60D02TC	357	YNC72N	362	YNC90N	362
YNC33N	362	YNC60D02TR	357	YNC72NTC	360	YNC90NTC	360
YNC33NTC	360	YNC60D20	356	YNC72S4	364	YNC90S4	364
YNC34N	362	YNC60D20TC	356	YNC74N	363	YNC92N	363
YNC34NTC	360	YNC60D20TL	356	YNC74NTC	361	YNC92NTC	361
YNC36D2C	358	YNC60D22	355	YNC75N	362	YNC93N	362
YNC36D2CTL	358	YNC60D22TC	355	YNC75NTC	360	YNC93NTC	360
YNC36D2CTR	358	YNC60D2C	358	YNC76N	362	YNC94N	362
YNC36D2CTX	358	YNC60D2CTL	358	YNC76NTC	360	YNC94NTC	360
YNC36N	362	YNC60D2CTR	358	YNC78D02	357	YNC96D02	357
YNC36NTC	360	YNC60D2CTX	358	YNC78D02TC	357	YNC96D02TC	357
YNC38N	363	YNC60D4C	359	YNC78D02TR	357	YNC96D02TR	357
YNC38NTC	361	YNC60D4CTL	359	YNC78D20	356	YNC96D02TX	357
YNC39N	362	YNC60D4CTR	359	YNC78D20TC	356	YNC96D20	356
YNC39NTC	360	YNC60D4CTX	359	YNC78D20TL	356	YNC96D20TC	356
YNC40N	362	YNC60N	362	YNC78D22	355	YNC96D20TL	356
YNC40NTC	360	YNC60NTC	360	YNC78D22TC	355	YNC96D20TX	356
YNC42D2C	358	YNC60S4	364	YNC78D2C	358	YNC96D22	355
YNC42D2CTL	358	YNC62N	363	YNC78D2CTL	358	YNC96D22TC	355
YNC42D2CTR	358	YNC62NTC	361	YNC78D2CTR	358	YNC96D22TX	355
YNC42D2CTX	358	YNC63N	362	YNC78D2CTX	358	YNC96N	362
YNC42N	362	YNC63NTC	360	YNC78D4C	359	YNC96NTC	360
YNC42NTC	360	YNC64N	362	YNC78D4CTL	359	YNC96S4	364
YNC42S4	364	YNC64NTC	360	YNC78D4CTR	359	YNCE	354
YNC44N	363	YNC66D02	357	YNC78D4CTX	359	YNCH	210
YNC44NTC	361	YNC66D02TC	357	YNC78N	362	YNFAB	211
YNC45N	362	YNC66D02TR	357	YNC78NTC	360	YNFAF	211
YNC45NTC	360	YNC66D20	356	YNC78S4	364	YNFAS	210
YNC46N	362	YNC66D20TC	356	YNC80N	363	YNFBEK	211
YNC46NTC	360	YNC66D20TL	356	YNC80NTC	361	YNFBIK	211
YNC48D2C	358	YNC66D22	355	YNC81N	362	YNFBLS	211
YNC48D2CTL	358	YNC66D22TC	355	YNC81NTC	360	YNFCHSL4918N	210
YNC48D2CTR	358	YNC66D2C	358	YNC82N	362	YNFCHSR4918N	210
YNC48D2CTX	358	YNC66D2CTL	358	YNC82NTC	360	YNFCOS4918	210
YNC48D4C	359	YNC66D2CTR	358	YNC84D02	357	YNFCWKIT1	199, 207
YNC48D4CTL	359	YNC66D2CTX	358	YNC84D02TC	357	YNFCWKIT2	199, 207
YNC48D4CTR	359	YNC66D4C	359	YNC84D02TR	357	YNFDDD2230	193
YNC48D4CTX	359	YNC66D4CTL	359	YNC84D02TX	357	YNFDDD2236	193
YNC48N	362	YNC66D4CTR	359	YNC84D20	356	YNFDDD2242	193
YNC48NTC	360	YNC66D4CTX	359	YNC84D20TC	356	YNFDDD2830	194
YNC48S4	364	YNC66N	362	YNC84D20TL	356	YNFDDD2836	194
YNC50N	363	YNC66NTC	360	YNC84D20TX	356	YNFDDD2842	194
YNC50NTC	361	YNC66S4	364	YNC84D22	355	YNFD02230	193
YNC51N	362	YNC68N	363	YNC84D22TC	355	YNFD02236	193
YNC51NTC	360	YNC68NTC	361	YNC84D22TX	355	YNFD02242	193
YNC52N	362	YNC69N	362	YNC84N	362	YNFD02830	194
YNC52NTC	360	YNC69NTC	360	YNC84NTC	360	YNFD02836	194
YNC54D2C	358	YNC70N	362	YNC84S4	364	YNFD02842	194
YNC54D2CTL	358	YNC70NTC	360	YNC86N	363	YNFDHD2230	191
YNC54D2CTR	358	YNC72D02	357	YNC86NTC	361	YNFDHD2236	191
YNC54D2CTX	358	YNC72D02TC	357	YNC87N	362	YNFDHD2242	191
YNC54D4C	359	YNC72D02TR	357	YNC87NTC	360	YNFDHD2830	191
YNC54D4CTL	359	YNC72D20	356	YNC88N	362	YNFDHD2836	191
YNC54D4CTR	359	YNC72D20TC	356	YNC88NTC	360	YNFDHD2842	191
YNC54D4CTX	359	YNC72D20TL	356	YNC90D02	357	YNFDOD2230	193
YNC54N	362	YNC72D22	355	YNC90D02TC	357	YNFDOD2236	193
YNC54NTC	360	YNC72D22TC	355	YNC90D02TR	357	YNFDOD2242	193
YNC54S4	364	YNC72D2C	358	YNC90D02TX	357	YNFDOD2830	194
YNC56N	363	YNC72D2CTL	358	YNC90D20	356	YNFDOD2836	194
YNC56NTC	361	YNC72D2CTR	358	YNC90D20TC	356	YNFDOD2842	194
YNC57N	362	YNC72D2CTX	358	YNC90D20TL	356	YNFD0HD2236	191
YNC57NTC	360	YNC72D4C	359	YNC90D20TX	356	YNFD0HD2242	191
YNC58N	362	YNC72D4CTL	359	YNC90D22	355	YNFD0HD2836	191

<i>pattern no.</i>	<i>page</i>	<i>pattern no.</i>	<i>page</i>	<i>pattern no.</i>	<i>page</i>	<i>pattern no.</i>	<i>page</i>
YNFDOHD2842	191	YNFTDD2242	203	YNGPI3454	397	YNHO1020TC30I	188
YNFDOS2230	190	YNFTDD2830	207	YNGPI3460	397	YNHO1020TD27I	185
YNFDOS2236	190	YNFTDD2836	207	YNGPI3466	397	YNHO1020TS27I	184
YNFDOS2242	190	YNFTDD2842	207	YNGPI3472	397	YNHO1020TS30I	184
YNFDOS2830	190	YNFTDO2230	203	YNGPI3478	397	YNHO1023DM	189
YNFDOS2836	190	YNFTDO2236	203	YNGPI3484	397	YNHO1023KT30I	187
YNFDOS2842	190	YNFTDO2242	203	YNGPI3490	397	YNHO1023TD27I	185
YNFSD2230	192	YNFTDO2830	207	YNGPI3496	397	YNHO1023TS30I	184
YNFSD2236	192	YNFTDO2836	207	YNGPI4218	398	YNHO1023TT30I	188
YNFSD2242	192	YNFTDO2842	207	YNGPI4224	398	YNHO1817DM	189
YNFSD2830	192	YNFTHD2230	202	YNGPI4227	398	YNHO1817KC24I	187
YNFSD2836	192	YNFTHD2236	202	YNGPI4230	398	YNHO1817KC30I	187
YNFSD2842	192	YNFTHD2242	202	YNGPI4236	398	YNHO1817KD24I	186
YNFSDD2230	197	YNFTHD2830	206	YNGPI4242	398	YNHO1817KD30I	186
YNFSDD2236	197	YNFTHD2836	206	YNGPI4248	398	YNHO1817KS24I	186
YNFSDD2242	197	YNFTHD2842	206	YNGPI4254	398	YNHO1817KT36I	187
YNFSDD2830	199	YNFTOD2230	203	YNGPI4260	398	YNHO1817TC24I	188
YNFSDD2836	199	YNFTOD2236	203	YNGPI4266	398	YNHO1817TC30I	188
YNFSDD2842	199	YNFTOD2242	203	YNGPI4272	398	YNHO1817TD24I	184
YNFSOD2230	197	YNFTOD2830	207	YNGPI4278	398	YNHO1817TS24I	184
YNFSOD2236	197	YNFTOD2836	207	YNGPI4284	398	YNHO1817TS27I	184
YNFSOD2242	197	YNFTOD2842	207	YNGPI4290	398	YNHO1817TS30I	184
YNFSOD2830	199	YNFTOHL2236	202	YNGPI4296	398	YNHO1817TT36I	188
YNFSOD2836	199	YNFTOHL2242	202	YNGPI4918	399	YNHO1820DM	189
YNFSOD2842	199	YNFTOHL2836	206	YNGPI4924	399	YNHO1820KC30I	187
YNFSHD2230	196	YNFTOHL2842	206	YNGPI4927	399	YNHO1820KD30I	186
YNFSHD2236	196	YNFTOHR2236	202	YNGPI4930	399	YNHO1820KS30I	186
YNFSHD2242	196	YNFTOHR2242	202	YNGPI4936	399	YNHO1820TC30I	188
YNFSHD2830	198	YNFTOHR2836	206	YNGPI4942	399	YNHO1820TD27I	185
YNFSHD2836	198	YNFTOHR2842	206	YNGPI4948	399	YNHO1820TS27I	184
YNFSHD2842	198	YNFTOS2230	201	YNGPI4954	399	YNHO1820TS30I	184
YNFSOD2230	197	YNFTOS2236	201	YNGPI4960	399	YNHO1823DM	189
YNFSOD2236	197	YNFTOS2242	201	YNGPI4966	399	YNHO1823KT30I	187
YNFSOD2242	197	YNFTOS2830	205	YNGPI4972	399	YNHO1823TD27I	185
YNFSOD2830	199	YNFTOS2836	205	YNGPI4978	399	YNHO1823TS30I	184
YNFSOD2836	199	YNFTOS2842	205	YNGPI4984	399	YNHO1823TT30I	188
YNFSOD2842	199	YNFTSD2230	204	YNGPI4990	399	YNRBCC	387
YNFSOHL2236	196	YNFTSD2236	204	YNGPI4996	399	YNRCDS	372
YNFSOHL2242	196	YNFTSD2242	204	YNGPI5618	400	YNRCJEL120	371
YNFSOHL2836	198	YNFTSD2830	209	YNGPI5624	400	YNRCJEL144	371
YNFSOHL2842	198	YNFTSD2836	209	YNGPI5627	400	YNRCJEL28	371
YNFSOHR2236	196	YNFTSD2842	209	YNGPI5630	400	YNRCJEL34	371
YNFSOHR2242	196	YNGPBB	401	YNGPI5636	400	YNRCJER120	371
YNFSOHR2836	198	YNGPI2818	396	YNGPI5642	400	YNRCJER144	371
YNFSOHR2842	198	YNGPI2824	396	YNGPI5648	400	YNRCJER28	371
YNFSOS2230	195	YNGPI2827	396	YNGPI5654	400	YNRCJER34	371
YNFSOS2236	195	YNGPI2830	396	YNGPI5660	400	YNRCJES120	371
YNFSOS2242	195	YNGPI2836	396	YNHO1017DM	189	YNRCJES144	371
YNFSOS2830	195	YNGPI2842	396	YNHO1017KC24I	187	YNRCJES28	371
YNFSOS2836	195	YNGPI2848	396	YNHO1017KC30I	187	YNRCJES34	371
YNFSOS2842	195	YNGPI2854	396	YNHO1017KD24I	186	YNRCJLL120	372
YNFSSD2230	200	YNGPI2860	396	YNHO1017KD30I	186	YNRCJLL144	372
YNFSSD2236	200	YNGPI2866	396	YNHO1017KS24I	186	YNRCJLL28	372
YNFSSD2242	200	YNGPI2872	396	YNHO1017KT36I	187	YNRCJLL34	372
YNFSSD2830	200	YNGPI2878	396	YNHO1017TC24I	188	YNRCJLR120	372
YNFSSD2836	200	YNGPI2884	396	YNHO1017TC30I	188	YNRCJLR144	372
YNFSSD2842	200	YNGPI2890	396	YNHO1017TD24I	184	YNRCJLR28	372
YNFTBP2230	201, 202, 203, 204	YNGPI2896	396	YNHO1017TS24I	184	YNRCJLR34	372
YNFTBP2236	201, 202, 203, 204	YNGPI3418	397	YNHO1017TS27I	184	YNRCJS120	372
YNFTBP2242	201, 202, 203, 204	YNGPI3424	397	YNHO1017TS30I	184	YNRCJS144	372
YNFTBP2830	205, 206, 208, 209	YNGPI3427	397	YNHO1017TT36I	188	YNRCJS28	372
YNFTBP2836	205, 206, 208, 209	YNGPI3430	397	YNHO1020DM	189	YNRCJS34	372
YNFTBP2842	205, 206, 208, 209	YNGPI3436	397	YNHO1020KC30I	187	YNRCJT120	372
YNFTDD2230	203	YNGPI3442	397	YNHO1020KD30I	186	YNRCJT144	372
YNFTDD2236	203	YNGPI3448	397	YNHO1020KS30I	186	YNRCJT28	372

<i>pattern no.</i>	<i>page</i>	<i>pattern no.</i>	<i>page</i>	<i>pattern no.</i>	<i>page</i>	<i>pattern no.</i>	<i>page</i>
YNRJC734	372	YNRJE87	378	YNRJX117	380	YNRJC90	386
YNRCPJE12	384	YNRJE90	378	YNRJX12	380	YNRJC96	386
YNRCPJE20	384	YNRJE96	378	YNRJX120	380	YNR LCS120	386
YNRCPIT12	384	YNRJE99	378	YNRJX123	380	YNR LCS60	386
YNRCPIT20	384	YNRJT102	379	YNRJX132	380	YNR OF	376
YNRCPJX12	384	YNRJT105	379	YNRJX135	380	YNRPEVWMNY	384
YNRCPJX20	384	YNRJT108	379	YNRJX144	380	YNRPIE	384
YNRDHOK12	385	YNRJT114	379	YNRJX147	380	YNRPIT	384
YNRDHOK24	385	YNRJT117	379	YNRJX18	380	YNRPIX	384
YNR EH12	375	YNRJT12	379	YNRJX24	380	YNRPTVWMNY	384
YNR EH22	375	YNRJT120	379	YNRJX26	383	YNRPXVWMNY	384
YNRJE102	378	YNRJT123	379	YNRJX27	380	YNRSHOK12	385
YNRJE105	378	YNRJT132	379	YNRJX30	380	YNRSHOK24	385
YNRJE108	378	YNRJT135	379	YNRJX31	383	YNRTH12	375
YNRJE114	378	YNRJT144	379	YNRJX32	383	YNRTH22	375
YNRJE117	378	YNRJT147	379	YNRJX33	380	YNRVWM322	387
YNRJE12	378	YNRJT18	379	YNRJX34	383	YNRVWM328	387
YNRJE120	378	YNRJT24	379	YNRJX36	380	YNRVWM334	387
YNRJE123	378	YNRJT26	382	YNRJX37	383	YNRXD1	376
YNRJE132	378	YNRJT27	379	YNRJX38	383	YNRXD2	376
YNRJE135	378	YNRJT30	379	YNRJX39	380	YNRXD3	376
YNRJE144	378	YNRJT31	382	YNRJX41	383	YNRXD4	376
YNRJE147	378	YNRJT32	382	YNRJX42	380, 383	YNRXDA	376
YNRJE18	378	YNRJT33	379	YNRJX44	383	YNRXDB	376
YNRJE24	378	YNRJT34	382	YNRJX45	380	YNRXDC	376
YNRJE26	381	YNRJT36	379	YNRJX46	383	YNRXDX	376
YNRJE27	378	YNRJT37	382	YNRJX47	383	YNRXDY	376
YNRJE30	378	YNRJT38	382	YNRJX48	380	YNRXDZ	376
YNRJE31	381	YNRJT39	379	YNRJX49	383	YNRXH12	375
YNRJE32	381	YNRJT40	382	YNRJX50	383	YNRXH22	375
YNRJE33	378	YNRJT41	382	YNRJX51	380	YNRXUSB1	377
YNRJE34	381	YNRJT42	379	YNRJX53	383	YNRXUSB2	377
YNRJE36	378	YNRJT44	382	YNRJX54	380	YNRXUSB3	377
YNRJE37	381	YNRJT45	379	YNRJX55	383	YNRXUSB4	377
YNRJE38	381	YNRJT46	382	YNRJX57	380	YNRXUSBA	377
YNRJE39	378	YNRJT47	382	YNRJX58	383	YNRXUSBB	377
YNRJE40	381	YNRJT48	379	YNRJX60	380	YNRXUSBC	377
YNRJE41	381	YNRJT49	382	YNRJX63	380	YNRXUSBX	377
YNRJE42	378	YNRJT50	382	YNRJX64	383	YNRXUSBY	377
YNRJE44	381	YNRJT51	379	YNRJX66	380	YNRXUSBZ	377
YNRJE45	378	YNRJT53	382	YNRJX67	383	YNSALM22	366
YNRJE46	381	YNRJT54	379	YNRJX69	380	YNSALM28	366
YNRJE47	381	YNRJT55	382	YNRJX72	380	YNSBAR	374
YNRJE48	378	YNRJT57	379	YNRJX73	383	YNSBAS	374
YNRJE49	381	YNRJT58	382	YNRJX75	380	YNSBBS	373
YNRJE50	381	YNRJT60	379	YNRJX78	380	YNSBOC48(LV)	394
YNRJE51	378	YNRJT63	379	YNRJX81	380	YNSBOC54(LV)	394
YNRJE53	381	YNRJT64	382	YNRJX84	380	YNSBOC60(LV)	394
YNRJE54	378	YNRJT66	379	YNRJX87	380	YNSBOC66(LV)	394
YNRJE55	381	YNRJT67	382	YNRJX90	380	YNSBOC72(LV)	394
YNRJE57	378	YNRJT69	379	YNRJX96	380	YNSBP36(LV)	394
YNRJE58	381	YNRJT72	379	YNRJX99	380	YNSBP42(LV)	394
YNRJE60	378	YNRJT73	382	YNRJC DOS	386	YNSBP48(LV)	394
YNRJE63	378	YNRJT75	379	YNRLCFS120	386	YNSBP54(LV)	394
YNRJE64	381	YNRJT78	379	YNRLCFS60	386	YNSBP60(LV)	394
YNRJE66	378	YNRJT81	379	YNR LCJ102	386	YNSBP66(LV)	394
YNRJE67	381	YNRJT84	379	YNR LCJ36	386	YNSBP72(LV)	394
YNRJE69	378	YNRJT87	379	YNR LCJ42	386	YNSBS3622	395
YNRJE72	378	YNRJT90	379	YNR LCJ48	386	YNSBS3628	395
YNRJE73	381	YNRJT96	379	YNR LCJ54	386	YNSBS4222	395
YNRJE75	378	YNRJT99	379	YNR LCJ60	386	YNSBS4228	395
YNRJE76	381	YNRJX102	380	YNR LCJ66	386	YNSBS4822	395
YNRJE78	378	YNRJX105	380	YNR LCJ72	386	YNSBS4828	395
YNRJE81	378	YNRJX108	380	YNR LCJ78	386	YNSBS5422	395
YNRJE84	378	YNRJX114	380	YNR LCJ84	386	YNSBS5428	395

<i>pattern no.</i>	<i>page</i>	<i>pattern no.</i>	<i>page</i>	<i>pattern no.</i>	<i>page</i>	<i>pattern no.</i>	<i>page</i>
YNSBS6022	395	YNSRTL28	365	YP8442	38	YPAUE1565FF	139
YNSBS6028	395	YNSRTL34	365	YP8448	38	YPAUE1565FL	141
YNSBS6622	395	YNTC21	393	YP9018	36	YPAUE1577FF	139
YNSBS6628	395	YNTC25	393	YP9024	36	YPAUE1577FL	141
YNSBS7222	395	YNTC38	393	YP9027	37	YPAUE2241FF	140
YNSBS7228	395	YP3018	36	YP9030	37	YPAUE2241FL	142
YNSCELF22(N/G)	365	YP3024	36	YP9036	38	YPAUE2253FF	140
YNSCELF22NYN	368	YP3027	37	YP9048	38	YPAUE2253FL	142
YNSCELF28(N/G)	365	YP3030	37	YP9618	36	YPAUE2259FF	140
YNSCELF28NYN	368	YP3036	38	YP9624	36	YPAUE2259FL	142
YNSCELF34(N/G)	365	YP3048	38	YP9627	37	YPAUE2265FF	140
YNSCELF34NYN	368	YP3618	36	YP9630	37	YPAUE2265FL	142
YNSCELN22(N/G)	365	YP3624	36	YP9636	38	YPAUE2277FF	140
YNSCELN28(N/G)	365	YP3627	37	YP9648	38	YPAUE2277FL	142
YNSCELN34(N/G)	365	YP3630	37	YPAHE12	146	YPAUS1516FF	139
YNSCILF22(N/G)	365	YP3636	38	YPAHE6	146	YPAUS1516FL	141
YNSCILF22NYN	368	YP3648	38	YPAHI12	146	YPAUS1518FF	139
YNSCILF28(N/G)	365	YP4218	36	YPAHI6	146	YPAUS1518FL	141
YNSCILF28NYN	368	YP4224	36	YPAHS12	146	YPAUS1519FF	139
YNSCILF34(N/G)	365	YP4227	37	YPAHS6	146	YPAUS1519FL	141
YNSCILF34NYN	368	YP4230	37	YPATC144	143	YPAUS1522FF	139
YNSCILN22(N/G)	365	YP4236	38	YPATC16	143	YPAUS1522FL	141
YNSCILN28NYN	368	YP4242	38	YPATC18	143	YPAUS1523FF	139
YNSCILN28(N/G)	365	YP4248	38	YPATC19	143	YPAUS1523FL	141
YNSCILN28NYN	368	YP4818	36	YPATC22	143	YPAUS1524FF	139
YNSCILN34(N/G)	365	YP4824	36	YPATC23	143	YPAUS1524FL	141
YNSCILN34NYN	368	YP4827	37	YPATC24	143	YPAUS1527FF	139
YNSCJL22 (N/G)	369	YP4830	37	YPATC27	143	YPAUS1527FL	141
YNSCJL28(N/G)	369	YP4836	38	YPATC28	143	YPAUS1528FF	139
YNSCJL34(N/G)	369	YP4848	38	YPATC29	143	YPAUS1528FL	141
YNSCJT22(N/G)	369	YP5418	36	YPATC30	143	YPAUS1529FF	139
YNSCJT28(N/G)	369	YP5424	36	YPATC35	143	YPAUS1529FL	141
YNSCJT34(N/G)	369	YP5427	37	YPATC36	143	YPAUS1530FF	139
YNSCJX22(N/G)	369	YP5430	37	YPATC41	143	YPAUS1530FL	141
YNSCJX28(N/G)	369	YP5436	38	YPATC42	143	YPAUS1535FF	139
YNSCJX34(N/G)	369	YP5448	38	YPATC47	143	YPAUS1535FL	141
YNSCJY22(N/G)	369	YP6018	36	YPATC48	143	YPAUS1536FF	139
YNSCJY28(N/G)	369	YP6024	36	YPATC53	143	YPAUS1536FL	141
YNSCJY34(N/G)	369	YP6027	37	YPATC54	143	YPAUS1541FF	139
YNSEPC22	365	YP6030	37	YPATC59	143	YPAUS1541FL	141
YNSEPC28	365	YP6036	38	YPATC60	143	YPAUS1542FF	139
YNSF	367	YP6048	38	YPATC65	143	YPAUS1542FL	141
YNSFS3616	395	YP6618	36	YPATC66	143	YPAUS1548FF	139
YNSFS4216	395	YP6624	36	YPATC71	143	YPAUS1548FL	141
YNSFS4816	395	YP6627	37	YPATC72	143	YPAUS1554FF	139
YNSFS5416	395	YP6630	37	YPATC77	143	YPAUS1554FL	141
YNSFS6016	395	YP6636	38	YPATC78	143	YPAUS1560FF	139
YNSFS6616	395	YP6648	38	YPATC83	143	YPAUS1560FL	141
YNSFS7216	395	YP7218	36	YPATC84	143	YPAUS1566FF	139
YNSRIL22	365	YP7224	36	YPATHF1512	145	YPAUS1566FL	141
YNSRIL28	365	YP7227	37	YPATHF156	145	YPAUS1572FF	139
YNSRIL34	365	YP7230	37	YPATHF2212	145	YPAUS1572FL	141
YNSRJL22	370	YP7236	38	YPATHF226	145	YPAUS1578FF	139
YNSRJL28	370	YP7248	38	YPATHS1512	145	YPAUS1578FL	141
YNSRJL34	370	YP7818	36	YPATHS156	145	YPAUS1584FF	139
YNSRJT22	370	YP7824	36	YPATHS2212	145	YPAUS1584FL	141
YNSRJT28	370	YP7827	37	YPATHS226	145	YPAUS2216FF	140
YNSRJT34	370	YP7830	37	YPATV15F	144	YPAUS2216FL	142
YNSRJX22	370	YP7836	38	YPATV22F	144	YPAUS2218FF	140
YNSRJX28	370	YP7848	38	YPAUE1541FF	139	YPAUS2218FL	142
YNSRJX34	370	YP8418	36	YPAUE1541FL	141	YPAUS2219FF	140
YNSRJY22	370	YP8424	36	YPAUE1553FF	139	YPAUS2219FL	142
YNSRJY28	370	YP8427	37	YPAUE1553FL	141	YPAUS2222FF	140
YNSRJY34	370	YP8430	37	YPAUE1559FF	139	YPAUS2222FL	142
YNSRTL22	365	YP8436	38	YPAUE1559FL	141	YPAUS2223FF	140

<i>pattern no.</i>	<i>page</i>	<i>pattern no.</i>	<i>page</i>	<i>pattern no.</i>	<i>page</i>	<i>pattern no.</i>	<i>page</i>
YPAUS2223FL	142	YPB3036	40	YPE1559	43	YPSB2060	116
YPAUS2224FF	140	YPB3618	39	YPE1564	43	YPSB2060F	114
YPAUS2224FL	142	YPB3624	39	YPE1565	43	YPSB2065	312
YPAUS2227FF	140	YPB3627	39	YPE1576	43	YPSB2065FRR	311
YPAUS2227FL	142	YPB3630	40	YPE1577	43	YPSB2066	116
YPAUS2228FF	140	YPB3636	40	YPE1841	43	YPSB2066FRR	114
YPAUS2228FL	142	YPB4218	39	YPE1853	43	YPSB2071	312
YPAUS2229FF	140	YPB4224	39	YPE1859	43	YPSB2071FRR	311
YPAUS2229FL	142	YPB4227	39	YPE1865	43	YPSB2072	116
YPAUS2230FF	140	YPB4230	40	YPE1877	43	YPSB2072FRR	114
YPAUS2230FL	142	YPB4236	40	YPH4818	41	YPSB2077	312
YPAUS2235FF	140	YPB4818	39	YPH4824	41	YPSB2077FRR	311
YPAUS2235FL	142	YPB4824	39	YPH4827	41	YPSB2083	312
YPAUS2236FF	140	YPB4827	39	YPH4830	42	YPSB2083FRR	311
YPAUS2236FL	142	YPB4830	40	YPH4836	42	YPSB2624	117
YPAUS2241FF	140	YPB4836	40	YPH5418	41	YPSB2624F	115
YPAUS2241FL	142	YPB5418	39	YPH5424	41	YPSB2627	117
YPAUS2242FF	140	YPB5424	39	YPH5427	41	YPSB2627F	115
YPAUS2242FL	142	YPB5427	39	YPH5430	42	YPSB2630	117
YPAUS2248FF	140	YPB5430	40	YPH5436	42	YPSB2630F	115
YPAUS2248FL	142	YPB5436	40	YPH6018	41	YPSB2636	117
YPAUS2254FF	140	YPB6018	39	YPH6024	41	YPSB2636F	115
YPAUS2254FL	142	YPB6024	39	YPH6027	41	YPSB2642	117
YPAUS2260FF	140	YPB6027	39	YPH6030	42	YPSB2642F	115
YPAUS2260FL	142	YPB6030	40	YPH6036	42	YPSB2647	312
YPAUS2266FF	140	YPB6036	40	YPH6618	41	YPSB2647F	311
YPAUS2266FL	142	YPB6618	39	YPH6624	41	YPSB2648	117
YPAUS2272FF	140	YPB6624	39	YPH6627	41	YPSB2648F	115
YPAUS2272FL	142	YPB6627	39	YPH6630	42	YPSB2653	312
YPAUS2278FF	140	YPB6630	40	YPH6636	42	YPSB2653F	311
YPAUS2278FL	142	YPB6636	40	YPH7218	41	YPSB2654	117
YPAUS2284FF	140	YPB7218	39	YPH7224	41	YPSB2654F	115
YPAUS2284FL	142	YPB7224	39	YPH7227	41	YPSB2659	312
YPAUT1547FF	139	YPB7227	39	YPH7230	42	YPSB2659F	311
YPAUT1547FL	141	YPB7230	40	YPH7236	42	YPSB2660	117
YPAUT1553FF	139	YPB7236	40	YPH7818	41	YPSB2660F	115
YPAUT1553FL	141	YPB7818	39	YPH7824	41	YPSB2665	312
YPAUT1559FF	139	YPB7824	39	YPH7827	41	YPSB2665FRR	311
YPAUT1559FL	141	YPB7827	39	YPH7830	42	YPSB2666	117
YPAUT1565FF	139	YPB7830	40	YPH7836	42	YPSB2666FRR	115
YPAUT1565FL	141	YPB7836	40	YPH8418	41	YPSB2671	312
YPAUT1571FF	139	YPB8418	39	YPH8424	41	YPSB2671FRR	311
YPAUT1571FL	141	YPB8424	39	YPH8427	41	YPSB2672	117
YPAUT1577FF	139	YPB8427	39	YPH8430	42	YPSB2672FRR	115
YPAUT1577FL	141	YPB8430	40	YPH8436	42	YPSB2677	312
YPAUT1583FF	139	YPB8436	40	YPSB2024	116	YPSB2677FRR	311
YPAUT1583FL	141	YPB9018	39	YPSB2024F	114	YPSB2683	312
YPAUT2247FF	140	YPB9024	39	YPSB2027	116	YPSB2683FRR	311
YPAUT2247FL	142	YPB9027	39	YPSB2027F	114	YPSB3224	116
YPAUT2253FF	140	YPB9030	40	YPSB2030	116	YPSB3224F	114
YPAUT2253FL	142	YPB9036	40	YPSB2030F	114	YPSB3227	116
YPAUT2259FF	140	YPB9618	39	YPSB2036	116	YPSB3227F	114
YPAUT2259FL	142	YPB9624	39	YPSB2036F	114	YPSB3230	116
YPAUT2265FF	140	YPB9627	39	YPSB2042	116	YPSB3230F	114
YPAUT2265FL	142	YPB9630	40	YPSB2042F	114	YPSB3236	116
YPAUT2271FF	140	YPB9636	40	YPSB2047	312	YPSB3236F	114
YPAUT2271FL	142	YPE1524	43	YPSB2047F	311	YPSB3241	136
YPAUT2277FF	140	YPE1527	43	YPSB2048	116	YPSB3241F	135
YPAUT2277FL	142	YPE1530	43	YPSB2048F	114	YPSB3242	116
YPAUT2283FF	140	YPE1536	43	YPSB2053	312	YPSB3242F	114
YPAUT2283FL	142	YPE1539	43	YPSB2053F	311	YPSB3248	116
YPB3018	39	YPE1541	43	YPSB2054	116	YPSB3248F	114
YPB3024	39	YPE1552	43	YPSB2054F	114	YPSB3253	136
YPB3027	39	YPE1553	43	YPSB2059	312	YPSB3253F	135
YPB3030	40	YPE1558	43	YPSB2059F	311	YPSB3254	116

<i>pattern no.</i>	<i>page</i>	<i>pattern no.</i>	<i>page</i>	<i>pattern no.</i>	<i>page</i>	<i>pattern no.</i>	<i>page</i>
YPSB3254F	114	YPSBB2453FF	127	YPSC1460	119, 338	YPSCT2984FRR	314
YPSB3259	136	YPSBB2453L	130	YPSC1460F	118, 337	YPSCT3348	316
YPSB3259F	135	YPSBB2453LF	128	YPSC1466	119, 338	YPSCT3354	316
YPSB3260	116	YPSBB2454A	131	YPSC1466FRR	118, 337	YPSCT3360	316
YPSB3260F	114	YPSBB2454F	129	YPSC1472	119, 338	YPSCT3366	316
YPSB3265	136	YPSBB2454FF	127	YPSC1472FRR	118, 337	YPSCT3372	316
YPSB3265FRR	135	YPSBB2454L	130	YPSC2124	119	YPSCT3378	316
YPSB3266	116	YPSBB2454LF	128	YPSC2124F	118	YPSCT3384	316
YPSB3266FRR	114	YPSBB2458A	131	YPSC2130	119, 338	YPSCTGT22	324
YPSB3272	116	YPSBB2458F	129	YPSC2130F	118, 337	YPSCTGT26	324
YPSB3272FRR	114	YPSBB2458FF	127	YPSC2136	119, 338	YPSCTGT29	324
YPSB3277	136	YPSBB2458L	130	YPSC2136F	118, 337	YPSCTGT33	324
YPSB3277FRR	135	YPSBB2458LF	128	YPSC2142	119	YPSDF5	86
YPSB3824	117	YPSBB2459A	131	YPSC2142F	118	YPSE1418	124
YPSB3824F	115	YPSBB2459F	129	YPSC2148	119, 338	YPSE1418F	122, 123
YPSB3827	117	YPSBB2459FF	127	YPSC2148F	118, 337	YPSE1423	124
YPSB3827F	115	YPSBB2459L	130	YPSC2154	119	YPSE1423F	122, 123
YPSB3830	117	YPSBB2459LF	128	YPSC2154F	118	YPSE1424	124
YPSB3830F	115	YPSBB2460A	131	YPSC2160	119, 338	YPSE1424F	122, 123
YPSB3836	117	YPSBB2460F	129	YPSC2160F	118, 337	YPSE1427	124
YPSB3836F	115	YPSBB2460FF	127	YPSC2166	119, 338	YPSE1427F	122, 123
YPSB3841	136	YPSBB2460L	130	YPSC2166FRR	118, 337	YPSE1429	124
YPSB3841F	135	YPSBB2460LF	128	YPSC2172	119, 338	YPSE1429F	122, 123
YPSB3842	117	YPSBB2464A	131	YPSC2172FRR	118, 337	YPSE1430	124
YPSB3842F	115	YPSBB2464F	129	YPSC2248	315	YPSE1430F	122, 123
YPSB3848	117	YPSBB2464FFRR	127	YPSCT2248F	313	YPSE1435	124
YPSB3848F	115	YPSBB2464L	130	YPSCT2254	315	YPSE1435F	122, 123
YPSB3853	136	YPSBB2464LFRR	128	YPSCT2254F	313	YPSE1436	124
YPSB3853F	135	YPSBB2465A	131	YPSCT2260	315	YPSE1436F	122, 123
YPSB3854	117	YPSBB2465F	129	YPSCT2260F	313	YPSE2118	124
YPSB3854F	115	YPSBB2465FFRR	127	YPSCT2266	315	YPSE2118F	122, 123
YPSB3859	136	YPSBB2465L	130	YPSCT2266FRR	313	YPSE2123	124
YPSB3859F	135	YPSBB2465LFRR	128	YPSCT2272	315	YPSE2123F	122, 123
YPSB3860	117	YPSBB2466A	131	YPSCT2272FRR	313	YPSE2124	124
YPSB3860F	115	YPSBB2466F	129	YPSCT2278	315	YPSE2124F	122, 123
YPSB3865	136	YPSBB2466FFRR	127	YPSCT2278FRR	313	YPSE2127	124
YPSB3865FRR	135	YPSBB2466L	130	YPSCT2284	315	YPSE2127F	122, 123
YPSB3866	117	YPSBB2466LFRR	128	YPSCT2284FRR	313	YPSE2129	124
YPSB3866FRR	115	YPSBB2470A	131	YPSCT2648	315	YPSE2129F	122, 123
YPSB3872	117	YPSBB2470F	129	YPSCT2648F	313	YPSE2130	124
YPSB3872FRR	115	YPSBB2470FFRR	127	YPSCT2654	315	YPSE2130F	122, 123
YPSB3877	136	YPSBB2470L	130	YPSCT2654F	313	YPSE2135	124
YPSB3877FRR	135	YPSBB2470LFRR	128	YPSCT2660	315	YPSE2135F	122, 123
YPSBB2446A	131	YPSBB2471A	131	YPSCT2660F	313	YPSE2136	124
YPSBB2446F	129	YPSBB2471F	129	YPSCT2666	315	YPSE2136F	122, 123
YPSBB2446FF	127	YPSBB2471FFRR	127	YPSCT2666FRR	313	YPSE2423	125, 133
YPSBB2446L	130	YPSBB2471L	130	YPSCT2672	315	YPSE2423A	126
YPSBB2446LF	128	YPSBB2471LFRR	128	YPSCT2672FRR	313	YPSE2423F	123
YPSBB2447A	131	YPSBB2472A	131	YPSCT2678	315	YPSE2423LF	132
YPSBB2447F	129	YPSBB2472F	129	YPSCT2678FRR	313	YPSE2423NA	134
YPSBB2447FF	127	YPSBB2472FFRR	127	YPSCT2684	315	YPSE2423RF	132
YPSBB2447L	130	YPSBB2472L	130	YPSCT2684FRR	313	YPSE2424	125, 133
YPSBB2447LF	128	YPSBB2472LFRR	128	YPSCT2948	316	YPSE2424A	126
YPSBB2448A	131	YPSC1424	119	YPSCT2948F	314	YPSE2424F	123
YPSBB2448F	129	YPSC1424F	118	YPSCT2954	316	YPSE2424LF	132
YPSBB2448FF	127	YPSC1430	119, 338	YPSCT2954F	314	YPSE2424NA	134
YPSBB2448L	130	YPSC1430F	118, 337	YPSCT2960	316	YPSE2424RF	132
YPSBB2448LF	128	YPSC1436	119, 338	YPSCT2960F	314	YPSE2427	125, 133
YPSBB2452A	131	YPSC1436F	118, 337	YPSCT2966	316	YPSE2427A	126
YPSBB2452F	129	YPSC1442	119	YPSCT2966FRR	314	YPSE2427F	123
YPSBB2452FF	127	YPSC1442F	118	YPSCT2972	316	YPSE2427LF	132
YPSBB2452L	130	YPSC1448	119, 338	YPSCT2972FRR	314	YPSE2427NA	134
YPSBB2452LF	128	YPSC1448F	118, 337	YPSCT2978	316	YPSE2427RF	132
YPSBB2453A	131	YPSC1454	119	YPSCT2978FRR	314	YPSE2429	125, 133
YPSBB2453F	129	YPSC1454F	118	YPSCT2984	316	YPSE2429A	126

<i>pattern no.</i>	<i>page</i>	<i>pattern no.</i>	<i>page</i>	<i>pattern no.</i>	<i>page</i>	<i>pattern no.</i>	<i>page</i>
YPSE2429F	123	YPSI1427	121	YR1D2C	89, 317	YR1TCPC30	322
YPSE2429LF	132	YPSI1427F	120	YR1D3	89, 317	YR1TDPI	88, 101, 318, 335
YPSE2429NA	134	YPSI1428	121	YR1D3C	89, 317	YR1TJ108	103
YPSE2429RF	132	YPSI1428F	120	YR1D3O	89, 317	YR1TJ12	91, 320, 332
YPSE2430	125, 133	YPSI1430	121	YR1D4	89, 317	YR1TJ120	103
YPSE2430A	126	YPSI1430F	120	YR1D4C	89, 317	YR1TJ132	103
YPSE2430F	123	YPSI1436	121	YR1D4O	89	YR1TJ144	103
YPSE2430LF	132	YPSI1436F	120	YR1DA	89, 317	YR1TJ18	91, 103, 320, 332
YPSE2430NA	134	YPSI2116	121	YR1DAC	89	YR1TJ24	91, 103, 320, 332
YPSE2430RF	132	YPSI2116F	120	YR1DB	89, 317	YR1TJ30	91, 320
YPSF1424	138	YPSI2118	121	YR1DBC	89	YR1TJ36	91, 103, 320
YPSF1424F	137	YPSI2118F	120	YR1DC	89, 317	YR1TJ42	91, 320
YPSF1436	138	YPSI2119	121	YR1DCC	89	YR1TJ48	91, 103, 320, 332
YPSF1436F	137	YPSI2119F	120	YR1DX	89, 317	YR1TJ54	91, 320, 332
YPSF1448	138	YPSI2122	121	YR1DXC	89	YR1TJ60	91, 103, 320, 332
YPSF1448F	137	YPSI2122F	120	YR1DXO	89, 317	YR1TJ66	91, 320
YPSF1460	138	YPSI2124	121	YR1DXT	89, 317	YR1TJ7	91, 320
YPSF1460F	137	YPSI2124F	120	YR1DY	89, 317	YR1TJ72	91, 103, 320, 332
YPSF1472	138	YPSI2127	121	YR1DYC	89	YR1TJ84	103, 332
YPSF1472FRR	137	YPSI2127F	120	YR1DYO	89, 317	YR1TJ96	103, 332
YPSF1724	138	YPSI2128	121	YR1DYT	89, 317	YR1TOM	101
YPSF1724F	137	YPSI2128F	120	YR1DZ	89, 317	YR1TPIC12	216, 319
YPSF1736	138	YPSI2130	121	YR1DZC	89	YR1TPIC20	216, 319
YPSF1736F	137	YPSI2130F	120	YR1DZO	89, 317	YR1TPNY	88, 101, 318, 335
YPSF1748	138	YPSI2136	121	YR1DZT	89, 317	YR1TPS	324
YPSF1748F	137	YPSI2136F	120	YR1ECNY	88, 319	YR1TPS12	322
YPSF1760	138	YPSI10	86	YR1EDPI	88, 101, 318, 335	YR1TPS24	322
YPSF1760F	137	YPSI3248	147	YR1EJ108	103	YR1TTC48	323
YPSF1772	138	YR1BC50	95, 217	YR1EJ12	91, 320, 332	YR1TTC54	323
YPSF1772FRR	137	YR1BCM10	95	YR1EJ120	103	YR1TTC60	323
YPSF2124	138	YR1C18D	87, 318	YR1EJ132	103	YR1TTC66	323
YPSF2124F	137	YR1C18S	87, 318	YR1EJ144	103	YR1TTC72	323
YPSF2136	138	YR1C30D	87, 318	YR1EJ18	91, 103, 320, 332	YR1TTC78	323
YPSF2136F	137	YR1C30S	87, 318	YR1EJ24	91, 103, 320, 332	YR1TTC84	323
YPSF2148	138	YR1CB2712B	96	YR1EJ30	91, 320	YR1TTCA48	323
YPSF2148F	137	YR1CB3912B	96	YR1EJ36	91, 103, 320	YR1TTCA54	323
YPSF2160	138	YR1CB6906B	96	YR1EJ42	91, 320	YR1TTCA60	323
YPSF2160F	137	YR1CB6906H	96	YR1EJ48	91, 103, 320, 332	YR1TTCA66	323
YPSF2172	138	YR1CB6906N	96	YR1EJ54	91, 320, 332	YR1TTCA72	323
YPSF2172FRR	137	YR1CB6906S	96	YR1EJ60	91, 103, 320, 332	YR1TTCA78	323
YPSF2424	138	YR1CB6912B	96	YR1EJ66	91, 320	YR1TTCA84	323
YPSF2424F	137	YR1CB6912H	96	YR1EJ72	91, 103, 320, 332	YR1TTCF48	323
YPSF2436	138	YR1CBB4	96	YR1EJ84	103, 332	YR1TTCF54	323
YPSF2436F	137	YR1CBB7	96	YR1EJ96	103, 332	YR1TTCF60	323
YPSF2448	138	YR1CBC24	97	YR1EOM	101	YR1TVWMNY	88
YPSF2448F	137	YR1CBC36	97	YR1EPIC12	216, 319	YR1TWCS	325
YPSF2460	138	YR1CBC42	97	YR1EPIC20	216, 319	YR1TYVWM	322
YPSF2460F	137	YR1CBC48	97	YR1EPNY	88, 101, 318, 335	YR1TYWCS	325
YPSF2472	138	YR1CBC54	97	YR1EVWMNY	88	YR1TZES	322
YPSF2472FRR	137	YR1CBC60	97	YR1H30D	92, 321	YR1TZEX	322
YPSFF24	137	YR1CBC66	97	YR1H424D	92, 321	YR1USBA	90
YPSFF36	137	YR1CBC72	97	YR1HEE	92, 321	YR1USBB	90
YPSFF48	137	YR1CBC78	97	YR1HFE	92, 321	YR1USBC	90
YPSFF60	137	YR1CBC84	97	YR1PCC100	95, 102	YR1USBX	90
YPSFF72	137	YR1CBE06	97	YR1PDCX	87, 102	YR1USBY	90
YPSI1416	121	YR1CBE12	97	YR1SCC10	253	YR1USBZ	90
YPSI1416F	120	YR1CBH	96	YR1SCMB	253	YR1VWM313	322
YPSI1418	121	YR1CBX2	96	YR1SPS24	253	YR1VWM318	322
YPSI1418F	120	YR1CC	95	YR1SVVMH	253	YR1VWM323	97
YPSI1419	121	YR1CMB	87, 317	YR1SVWML	253	YR1VWM330	97
YPSI1419F	120	YR1CMP	87	YR1TCMP	322	YR1VWM336	97
YPSI1422	121	YR1CP	88, 318	YR1TCNY	88, 319	YR1XCNY	88, 319
YPSI1422F	120	YR1D1	89, 317	YR1TCP	322	YR1XD1	101, 334
YPSI1424	121	YR1D1C	89, 317	YR1TCPC20	322	YR1XD1C	101, 334
YPSI1424F	120	YR1D2	89, 317	YR1TCPC28	322	YR1XD2	101, 334

<i>pattern no.</i>	<i>page</i>	<i>pattern no.</i>	<i>page</i>	<i>pattern no.</i>	<i>page</i>	<i>pattern no.</i>	<i>page</i>
YR1XD2C	101, 334	YR2DOC422H(B/W)	94	YSFBBF24L	149	YSFSB	148
YR1XD3	101, 334	YR2DOC53U1108(B/W)	94	YSFBBF24N	149	YSFSL423612	148
YR1XD3C	101, 334	YR2DOC53U1120(B/W)	94	YSFBBF24R	149	YSFSL423618	148
YR1XD3O	101, 334	YR2DOC53U172(B/W)	94	YSFBBF30L	149	YSFSL424812	148
YR1XD4	101, 334	YR2DOC53U1H(B/W)	94	YSFBBF30N	149	YSFSL424818	148
YR1XD4C	101, 334	YRCE	88, 318	YSFBBF30R	149	YSFSL493612	148
YR1XD4O	101, 317, 334	YROF	90, 102, 318	YSFC2D2536	178	YSFSL493618	148
YR1XDA	101, 334	YRPHA18	87	YSFC2D2836	178	YSFSL494812	148
YR1XDAC	101, 334	YRPHA30	87	YSFC2D4236	178	YSFSL494818	148
YR1XDB	101, 334	YRPHA42	87	YSFC2D4936	178	YSFSR423612	148
YR1XDBC	101, 334	YRPHE12	87, 317, 332	YSFC2D5636	178	YSFSR423618	148
YR1XDC	101, 334	YRPHE24	87, 317, 332	YSFC2D02536	178	YSFSR424812	148
YR1XDCC	101, 334	YRPHT12	87, 317, 332	YSFC2D02836	178	YSFSR424818	148
YR1XDPI	88, 101, 318, 335	YRPHT24	87, 317, 332	YSFC2D05636	179	YSFSR493612	148
YR1XDX	101, 334	YRPHX12	87, 317	YSFC4D5636	178	YSFSR493618	148
YR1DXC	101, 334	YRPHX24	87, 317, 332	YSFCBF2536	176	YSFSR494812	148
YR1DXO	101, 334	YRPM361	93	YSFCDASK27	174	YSFSR494818	148
YR1DXT	101, 334	YRPM362	93	YSFCDASK30	174	YSFWB36	177
YR1XDY	101, 334	YRPMK	93	YSFCDASK36	174	YSMOPDF18	152
YR1XDYC	101, 334	YSAD21	154	YSFCDE4927	173	YSMOPDF24	152
YR1XDYO	101, 334	YSAD21NET	154	YSFCDE4930	173	YSMPDF18	152
YR1XDYT	101, 334	YSAD27	154	YSFCDE4936	173	YSMPDF24	152
YR1XDZ	101, 334	YSAD27NET	154	YSFCDEL4924	171	YSMUOS36	166
YR1XDZC	102, 334	YSAD30	154	YSFCDER4924	172	YSMUOS42	166
YR1XDZO	102, 334	YSADPADC	154	YSFCDL4924	171	YSMUOS48	166
YR1XDZT	101, 334	YSADPADN	154	YSFCDL4927	171	YSMUOS60	166
YR1XJ108	103	YSCH	174	YSFCDL4930	171	YSMUOS72	166
YR1XJ12	91	YSCS1212	170	YSFCDL4936	171	YSMUSDL36L	167
YR1XJ120	103	YSCS2412	170	YSFCDO4924	173	YSMUSDL42L	167
YR1XJ132	103	YSCSD1212	170	YSFCDO4927	173	YSMUSDL48L	167
YR1XJ144	103	YSCSD2412	170	YSFCDO4930	173	YSMUSDL60L	167
YR1XJ18	91, 103	YSDPAD	153	YSFCDO4936	173	YSMUSDL72L	167
YR1XJ24	91, 103	YSDXFB18	161	YSFCDR4924	172	YSMUSDR36L	167
YR1XJ30	91	YSDXFB24	161	YSFCDR4927	172	YSMUSDR42L	167
YR1XJ36	91, 103	YSDXFB27	161	YSFCDR4930	172	YSMUSDR48L	167
YR1XJ42	91	YSDXFB30	161	YSFCDR4936	172	YSMUSDR60L	167
YR1XJ48	91, 103	YSDXFB36	161	YSFCFF2836	176	YSMUSDR72L	167
YR1XJ54	91	YSDXFB53	161	YSFCO2D5636	179	YSMUSOL36	166
YR1XJ60	91, 103	YSDXFB59	161	YSFCOF2536	177	YSMUSOL42	166
YR1XJ66	91	YSDXFB65	161	YSFCOF2836	177	YSMUSOL48	166
YR1XJ7	91	YSDXFB77	161	YSFCOFF4236	176	YSMUSOL60	166
YR1XJ72	91, 103	YSDXOS1815	159	YSFCOFF4936	176	YSMUSOL72	166
YR1XJ84	103	YSDXOS2415	159	YSFCOFF5636	176	YSMUSOR36	166
YR1XJ96	103	YSDXOS2715	159	YSFCOFF6736	176	YSMUSOR42	166
YR1XOM	101	YSDXOS3015	159	YSFCOS2536	180	YSMUSOR48	166
YR1XPIC12	216, 319	YSDXOS3615	159	YSFCOS2836	180	YSMUSOR60	166
YR1XPIC20	216, 319	YSDXOS5315	160	YSFCOS4236	180	YSMUSOR72	166
YR1XPNY	88, 101, 318, 335	YSDXOS5915	160	YSFCOS4936	180	YSMWM036	182
YR1XUSBA	102, 334	YSDXOS6515	160	YSFCOS5636	180	YSMWM042	182
YR1XUSBB	102, 334	YSDXOS7715	160	YSFCOS02536	180	YSMWM048	182
YR1XUSBC	102, 334	YSDXSS2415	159	YSFCOS02836	180	YSMWM060	182
YR1XUSBX	102, 334	YSDXSS2715	159	YSFCWD6736	175	YSMWM072	182
YR1XUSBY	102, 334	YSDXSS3015	159	YSFCWL4924	175	YSMWM36L	182
YR1XUSBZ	102, 334	YSDXSS3615	159	YSFCWL6718	175	YSMWM342L	182
YR1XVWMNY	88	YSDXSS5315	160	YSFCWR4924	175	YSMWM348L	182
YR2DM3	94	YSDXSS5915	160	YSFCWR6718	175	YSMWM360L	182
YR2DM4	94	YSDXSS6515	160	YSFFF18L	149	YSMWM372L	182
YR2DM5	94	YSDXSS7715	160	YSFFF18N	149	YSSD3615	181
YR2DOC32U108(B/W)	94	YSDXUP	49, 159	YSFFF18R	149	YSSD4215	181
YR2DOC32U120(B/W)	94	YSFA	50, 149, 151	YSFFF24L	149	YSSD4815	181
YR2DOC32U72(B/W)	94	YSFB18	149	YSFFF24N	149	YSSD6015	181
YR2DOC32UH(B/W)	94	YSFB24	149	YSFFF24R	149	YSSD7215	181
YR2DOC422108(B/W)	94	YSFBBF18L	149	YSFFF30L	149	YSSDL3615	164
YR2DOC422120(B/W)	94	YSFBBF18N	149	YSFFF30N	149	YSSDL4215	164
YR2DOC42272(B/W)	94	YSFBBF18R	149	YSFFF30R	149	YSSDL4815	164

<i>pattern no.</i>	<i>page</i>	<i>pattern no.</i>	<i>page</i>	<i>pattern no.</i>	<i>page</i>	<i>pattern no.</i>	<i>page</i>
YSSDL6015	164	YSUS3F25	169	YT6008	30	YTD6627	28
YSSDL7215	164	YSUS3F28	169	YT6018	23	YTD6630	29
YSSDR3615	165	YSUSDL3615	164	YT6024	23	YTD6636	29
YSSDR4215	165	YSUSDL4215	164	YT6027	24	YTD7218	28
YSSDR4815	165	YSUSDL4815	164	YT6030	24	YTD7224	28
YSSDR6015	165	YSUSDL6015	164	YT6036	25	YTD7227	28
YSSDR7215	165	YSUSDL7215	164	YT6048	25	YTD7230	29
YSSOF15L	157	YSUSDR3615	165	YT6608	30	YTD7236	29
YSSOF15V	158	YSUSDR4215	165	YT6618	23	YTD7818	28
YSSOF21L	157	YSUSDR4815	165	YT6624	23	YTD7824	28
YSSOF21V	158	YSUSDR6015	165	YT6627	24	YTD7827	28
YSSOF24BL	157	YSUSDR7215	165	YT6630	24	YTD7830	29
YSSOF24BV	158	YSUSNDL3615	162	YT6636	25	YTD7836	29
YSSOF24L	157	YSUSNDL4215	162	YT6648	25	YTD8418	28
YSSOF24V	158	YSUSNDL4815	162	YT7208	30	YTD8424	28
YSSOF27BL	157	YSUSNDL6015	162	YT7218	23	YTD8427	28
YSSOF27BV	158	YSUSNDL7215	162	YT7224	23	YTD8430	29
YSSOF27L	157	YSUSNDR3615	163	YT7227	24	YTD8436	29
YSSOF27V	158	YSUSNDR4215	163	YT7230	24	YTDVC24484824	32
YSSOF33BL	157	YSUSNDR4815	163	YT7236	25	YTDVC24545424	32
YSSOF33BV	158	YSUSNDR6015	163	YT7248	25	YTDVC24606024	32
YSSOF33L	157	YSUSNDR7215	163	YT7808	30	YTDVC27484827	32
YSSOF33V	158	YSWMO3615	181	YT7818	23	YTDVC27545427	32
YSSOS21L	157	YSWMO4215	181	YT7824	23	YTDVC27606027	32
YSSOS21V	158	YSWMO4815	181	YT7827	24	YTDVS24484824	32
YSSOS24BL	157	YSWMO6015	181	YT7830	24	YTE1524	31
YSSOS24BV	158	YSWMO7215	181	YT7836	25	YTE1527	31
YSSOS24L	157	YSWMS3615	181	YT7848	25	YTE1530	31
YSSOS24V	158	YSWMS4215	181	YT8408	30	YTE1531	31
YSSOS27BL	157	YSWMS4815	181	YT8418	23	YTE1536	31
YSSOS27BV	158	YSWMS6015	181	YT8424	23	YTE1537	31
YSSOS27L	157	YSWMS7215	181	YT8427	24	YTE1539	31
YSSOS27V	158	YT3018	23	YT8430	24	YTE1540	31
YSSPAD	153	YT3024	23	YT8436	25	YTE1541	31
YSSPF21	155	YT3027	24	YT8442	25	YTE1543	31
YSSPF21VL	156	YT3030	24	YT8448	25	YTE1549	31
YSSPF24	155	YT3036	25	YT9018	23	YTE1552	31
YSSPF24B	155	YT3048	25	YT9024	23	YTE1553	31
YSSPF24BVL	156	YT3618	23	YT9027	24	YTE1558	31
YSSPF24VL	156	YT3624	23	YT9030	24	YTE1559	31
YSSPF27	155	YT3627	24	YT9036	25	YTE1564	31
YSSPF27B	155	YT3630	24	YT9048	25	YTE1565	31
YSSPF27BVL	156	YT3636	25	YT9618	23	YTE1576	31
YSSPF27VL	156	YT3648	25	YT9624	23	YTE1577	31
YSSPF33	155	YT4218	23	YT9627	24	YTE1841	31
YSSPF33B	155	YT4224	23	YT9630	24	YTE1853	31
YSSPF33BVL	156	YT4227	24	YT9636	25	YTE1859	31
YSSPF33VL	156	YT4230	24	YT9648	25	YTE1865	31
YSUES3615	162	YT4236	25	YTD4818	28	YTE1877	31
YSUES4815	162	YT4242	25	YTD4824	28	YTH4818	26
YSUOP24	168	YT4248	25	YTD4827	28	YTH4824	26
YSUOP30	168	YT4808	30	YTD4830	29	YTH4827	26
YSUOP36	168	YT4818	23	YTD4836	29	YTH4830	27
YSUOP48	168	YT4824	23	YTD5418	28	YTH4836	27
YSUOP60	168	YT4827	24	YTD5424	28	YTH5418	26
YSUOP72	168	YT4830	24	YTD5427	28	YTH5424	26
YSUOS3615	162	YT4836	25	YTD5430	29	YTH5427	26
YSUOS4215	162	YT4848	25	YTD5436	29	YTH5430	27
YSUOS4815	162	YT5408	30	YTD6018	28	YTH5436	27
YSUOS6015	162	YT5418	23	YTD6024	28	YTH6018	26
YSUOS7215	162	YT5424	23	YTD6027	28	YTH6024	26
YSUS2BT	169	YT5427	24	YTD6030	29	YTH6027	26
YSUS2F25	169	YT5430	24	YTD6036	29	YTH6030	27
YSUS2F28	169	YT5436	25	YTD6618	28	YTH6036	27
YSUS3BT	169	YT5448	25	YTD6624	28	YTH6618	26

<i>pattern no.</i>	<i>page</i>	<i>pattern no.</i>	<i>page</i>	<i>pattern no.</i>	<i>page</i>	<i>pattern no.</i>	<i>page</i>
YTH6624	26	YTSS72	253	YTT76	33	YTTRC4630	256
YTH6627	26	YTSS7218N(L/V)	249	YTT77	33	YTTRC4724	257
YTH6630	27	YTSS7224N(L/V)	249	YTT7724	255	YTTRC4727	257
YTH6636	27	YTSS7227N(L/V)	250	YTT7727	255	YTTRC4730	257
YTH7218	26	YTSS7230N(L/V)	250	YTT7730	255	YTTRC5224	256
YTH7224	26	YTSS7236N(L/V)	250	YTT7824	259	YTTRC5227	256
YTH7227	26	YTSS78	253	YTT7827	259	YTTRC5230	256
YTH7230	27	YTSS7818N(L/V)	249	YTT7830	259	YTTRC5324	257
YTH7236	27	YTSS7824N(L/V)	249	YTT82	33	YTTRC5327	257
YTH7818	26	YTSS7827N(L/V)	250	YTT83	33	YTTRC5330	257
YTH7824	26	YTSS7830N(L/V)	250	YTT8324	255	YTTRC5824	256
YTH7827	26	YTSS7836N(L/V)	250	YTT8327	255	YTTRC5827	256
YTH7830	27	YTSS84	253	YTT8330	255	YTTRC5830	256
YTH7836	27	YTSS8418N(L/V)	249	YTT8424	259	YTTRC5924	257
YTH8418	26	YTSS8424N(L/V)	249	YTT8427	259	YTTRC5927	257
YTH8424	26	YTSS8427N(L/V)	250	YTT8430	259	YTTRC5930	257
YTH8427	26	YTSS8430N(L/V)	250	YTT88	33	YTTRC6424	256
YTH8430	27	YTSS8436N(L/V)	250	YTT89	33	YTTRC6427	256
YTH8436	27	YTSVC4824N(L/V)	251	YTT94	33	YTTRC6430	256
YTHVC24484824	32	YTSVC4827N(L/V)	251	YTT95	33	YTTRC6524	257
YTHVC24545424	32	YTSVC5424N(L/V)	251	YTTE18	34	YTTRC6527	257
YTHVC24606024	32	YTSVC5427N(L/V)	251	YTTE24	34	YTTRC6530	257
YTHVC27484827	32	YTSVC6024N(L/V)	251	YTTE30	34	YTTRC7024	256
YTHVC27545427	32	YTSVC6027N(L/V)	251	YTTE36	34	YTTRC7027	256
YTHVC27606027	32	YTT24	33	YTTE42	34	YTTRC7030	256
YTHVS24484824	32	YTT30	33	YTTE48	34	YTTRC7124	257
YTSB6030N(L/V)	251	YTT36	33	YTTE60	34	YTTRC7127	257
YTSB7236N(L/V)	251	YTT42	33	YTTE66	34	YTTRC7130	257
YTSB8442N(L/V)	251	YTT47	33	YTTE72	34	YTTRC7624	256
YTSS36	253	YTT4724	255	YTTE78	34	YTTRC7627	256
YTSS3618N(L/V)	249	YTT4727	255	YTTE84	34	YTTRC7630	256
YTSS3624N(L/V)	249	YTT4730	255	YTTE87	34	YTTRC7724	257
YTSS3627N(L/V)	250	YTT48	33	YTTE90	34	YTTRC7727	257
YTSS3630N(L/V)	250	YTT4824	259	YTTE96	34	YTTRC7730	257
YTSS3636N(L/V)	250	YTT4827	259	YTTM23	34	YTTRC8224	256
YTSS42	253	YTT4830	259	YTTM29	34	YTTRC8227	256
YTSS4218N(L/V)	249	YTT53	33	YTTM35	34	YTTRC8230	256
YTSS4224N(L/V)	249	YTT5324	255	YTTM41	34	YTTRC8324	257
YTSS4227N(L/V)	250	YTT5327	255	YTTM47	34	YTTRC8327	257
YTSS4230N(L/V)	250	YTT5330	255	YTTR3024	260	YTTRC8330	257
YTSS4236N(L/V)	250	YTT5424	259	YTTR3027	260	YTTVC4724	258
YTSS48	253	YTT5427	259	YTTR3030	260	YTTVC4727	258
YTSS4818N(L/V)	249	YTT5430	259	YTTR3624	260	YTTVC4730	258
YTSS4824N(L/V)	249	YTT59	33	YTTR3627	260	YTTVC5324	258
YTSS4827N(L/V)	250	YTT5924	255	YTTR3630	260	YTTVC5327	258
YTSS4830N(L/V)	250	YTT5927	255	YTTR4224	260	YTTVC5330	258
YTSS4836N(L/V)	250	YTT5930	255	YTTR4227	260	YTTVC5924	258
YTSS54	253	YTT6024	259	YTTR4230	260	YTTVC5927	258
YTSS5418N(L/V)	249	YTT6027	259	YTTR4824	260	YTTVC5930	258
YTSS5424N(L/V)	249	YTT6030	259	YTTR4827	260	YTV24484824	32
YTSS5427N(L/V)	250	YTT65	33	YTTR4830	260	YTV24545424	32
YTSS5430N(L/V)	250	YTT6524	255	YTTR5424	260	YTV24606024	32
YTSS5436N(L/V)	250	YTT6527	255	YTTR5427	260	YTV27484827	32
YTSS60	253	YTT6530	255	YTTR5430	260	YTV27545427	32
YTSS6018N(L/V)	249	YTT6624	259	YTTR6024	260	YTV27606027	32
YTSS6024N(L/V)	249	YTT6627	259	YTTR6027	260	YTVS24484824	32
YTSS6027N(L/V)	250	YTT6630	259	YTTR6030	260	YTWSHK118	35
YTSS6030N(L/V)	250	YTT70	33	YTTR6624	260	YTWSHK124	35
YTSS6036N(L/V)	250	YTT71	33	YTTR6627	260	YTWSHK130	35
YTSS66	253	YTT7124	255	YTTR6630	260	YTWSHK136	35
YTSS6618N(L/V)	249	YTT7127	255	YTTR7224	260	YTWSHK142	35
YTSS6624N(L/V)	249	YTT7130	255	YTTR7227	260	YTWSHK148	35
YTSS6627N(L/V)	250	YTT7224	259	YTTR7230	260	YTWSHK160	35
YTSS6630N(L/V)	250	YTT7227	259	YTTRC4624	256	YTWSHK172	35
YTSS6636N(L/V)	250	YTT7230	259	YTTRC4627	256	YTWSHK218	35

<i>pattern no.</i>	<i>page</i>
YTWSHK224	35
YTWSHK230	35
YTWSHK236	35
YTWSHK242	35
YTWSHK248	35
YTWSHK260	35
YTWSHK272	35

Selling Policy

This Selling Policy supersedes all previous selling policies and is inclusive of Knoll, KnollStudio and Muuto. Prices, discounts and product offerings are subject to change without notice.

Terms & Conditions of Sales	Sales by Knoll, Inc. or Knoll North America Corp. ("Seller") of Knoll Product Lines (hereinafter "Products") within the United States and Canada are made only on the terms which are contained in this Selling Policy. Seller hereby gives notice of its objection to any different or additional terms and conditions. This sale is expressly conditional upon Purchaser's assent to the terms and conditions set forth below. Additional terms and conditions may apply to KnollStudio and KnollTextiles orders. These terms and conditions may be modified or supplemented only by a written document signed by an authorized representative of Seller. These terms and conditions supersede any prior and/or contemporaneous agreements or correspondence between Purchaser and Seller. Written quotations expire thirty (30) days from the date of issuance and can be withdrawn by written notice anytime during that period. Where Purchaser and Seller have entered into the Knoll Electronic Terms and Conditions, all orders, acknowledgements, invoices and other business communications placed or transmitted in accordance with the Knoll Electronic Terms and Conditions shall be deemed to be in writing and signed and shall be valid for all purposes as if they were originated and maintained in documentary form.
Ordering Information	All orders must be in writing. The product pattern number(s) contained on Seller's order acknowledgement shall be the final expression of the order.
Order Confirmation	A purchase order is not binding on Seller until Purchaser has received Seller's order confirmation or acknowledgment.
Pricing Policies	List prices are subject to change without notice. List prices shall be those prices in effect on the date of receipt of a complete purchase order unless shipment is requested more than ninety (90) days after order entry in which case prices in effect on the date of shipment apply. List prices include specified freight costs. Unless specified in writing by Seller, no other charges are included in Seller's list prices.
Taxes	All sales, use, excise and other taxes applicable to the sale of the Products shall be paid by Purchaser. If Purchaser claims an exemption from any tax, Purchaser shall submit to Seller the appropriate exemption certificates.
Terms of Payment	Payment for one hundred percent (100%) of the net order amount (including any applicable shipping and handling fee) is due within thirty (30) days of the date of invoice, which is generally issued upon shipment. In case of any discrepancies, such as shortages, and Seller is notified in writing within ten (10) days of receipt of Product, only that portion may be deducted and the balance paid. For orders greater than \$100,000 net, a fifty percent (50%) deposit is due at the time of order placement, with the remainder due within thirty (30) days of the date of invoice. KnollStudio orders less than \$2,000 require payment for one hundred percent (100%) of the net order amount (including any applicable sales tax and charges for inside delivery, special packaging, etc.), due at time of order placement. For KnollStudio orders greater than \$2,000, a one-half (50%) deposit is due at time of order placement with the remainder (including any applicable sales tax and charges for inside delivery, special packaging, etc.) due prior to shipment. If, in the judgment of Seller, Purchaser's financial condition does not justify the terms of the payment, Seller may require full or partial payment in advance. Past due accounts shall be charged one and one-half percent (1.5%) per month, or the highest rate permitted by law, whichever is less, and will be added to the outstanding balance. In the event Purchaser defaults on payment, Purchaser shall be liable for all collection costs, including reasonable attorney's fees and costs.
Changes and Cancellation	Standard purchase orders may not be changed or cancelled, in whole or in part, without prior written consent of Seller. Changes may effect delivery dates. Expenses incurred because of changes shall be charged to Purchaser. In the event of cancellations, Purchaser will be liable for reasonable cancellation charges established by Seller. Orders for special Product, orders including "COM" (hereinafter defined) material and orders pursuant to expedited delivery programs, may not be canceled. QuickShip orders may not be changed or canceled without Knoll's authorization. In the event of Muuto order changes, 25% payment of original net order amount is required for changes incurring the week the order was entered. 100% payment of original net order amount is required for changes incurring the week the order is scheduled to ship. If Muuto is ordered on QuickShip, the QuickShip policy supersedes.
Freight Prepaid	For standard orders, freight is prepaid and included in the price of all Knoll Office and KnollStudio Products, except KnollTextiles and Muuto, within the 48 contiguous United States for orders placed with Knoll, Inc. and within Canada, excluding the Yukon, Northwest Territories, Nunavut and Newfoundland for orders placed with Knoll North America Corp. Packing is tested for rigorous motion and transportation but is not guaranteed to protect furniture from all conditions. If special packaging is required for any reason, please consult with your sales representative or dealer. Seller shall select the method of shipment and routing. Freight for all KnollTextiles orders is prepaid and added to the invoice. Freight for all Muuto orders must be specified at time of order placement and added to the PO.
Delivery/Freight Charges	Shipments outside the contiguous 48 United States and Canada shall be shipped F.O.B. Origin. For shipments outside the contiguous United States and Canada, Purchaser is responsible for the cost of freight from point of embarkation, including any handling and transportation charges incidental to loading at the point of departure and unloading at the final destination. Conditions beyond the control of Seller, including weather, available facilities and traffic conditions, may affect exact time of delivery. Seller shall not be responsible for specific carrier delivery date or time unless it has made a specific delivery commitment, in writing. Nonstandard methods of shipment and/or additional services are available upon request. Orders for QuickShip product shipping direct parcel or White Glove are subject to additional shipping and handling charges and must be paid by Purchaser. Purchaser will be billed for the differential cost of any special services in excess of standard surface carrier freight costs. Premium charges, at Purchaser's request, will be added for airfreight, exclusive use of vehicle and extra, export or special packaging. Accessorial charges will be added for inside delivery, extra labor, reassignment and redelivery. Partial shipments may be made and invoiced by Seller.
Claims	All shipments for Knoll Products within the contiguous United States and Canada are F.O.B. Origin. All risk of loss passes to Purchaser at time of delivery to carrier. Purchaser shall inspect all Products upon receipt and notify Seller within ten (10) working days after receipt of any damage or defects which are, or should be, apparent from an inspection of the Product and its packaging. Failure of Purchaser to notify Seller during the ten (10) working day period shall constitute acceptance of the Products and waiver of any apparent defects, errors or shortages. For all claims relating to Product damaged in transit or for any other claims relating to or arising out of the transportation of the Product, Purchaser must seek recovery from the carrier and Seller has no liability to Purchaser for such claims. Seller may, upon request, assist Purchaser with filing of such claims with the carrier, but Seller will not be liable for any of these transportation related claims.

Selling Policy

Seller's Security Interest	Until Seller receives the full payment for the Product, Seller shall have a security interest in the Product. Purchaser agrees to perform all acts, including but not limited to the execution and filing of documentation, which may be necessary to perfect and assure the security interest of Seller.
Returns	The return of Products without a written authorization by Seller shall not be accepted. To receive authorization for Product return, please call Customer Service. All Products that are returned pursuant to a valid authorization shall be subject to a twenty-five percent (25%) of list restocking charge. Products not currently offered for sale by Seller (including COM) shall not be authorized for return. All returned Products must be unused, in original condition and in the original Seller packing cartons. No refund or credit shall be given for damaged Products.
Held Orders/Storage	If Purchaser requests that an order be held or delayed, prices and terms and conditions in effect at the time of shipment shall apply. If Purchaser requests a delay after the time when Seller can defer production, Purchaser will be invoiced for the Product, payable in accordance with standard terms, when the order is ready for shipment. Seller may transfer the Product to storage, in which case all expenses incurred in connection with storage, including demurrage, preparation for storage, storage charges and handling shall be payable by Purchaser upon submission of invoices by Seller. Risk of loss to the Product shall pass to the Purchaser upon delivery of the Product into storage.
Customer's Own Material	A Purchaser who requests a fabric or other surface material not standard to Seller's line of Products ("COM") must submit samples of the requested material to Seller prior to entry of a purchaser order. Seller shall determine if the material is suitable to its manufacturing processes and meets any requirements of Underwriters Laboratories. If the COM is acceptable, Seller will then establish a price for using the COM or the Product in question. For a description of the procedures for submitting samples and testing, contact customer resources or your sales representative. Seller shall have no responsibility for the appearance, condition, performance, durability, colorfastness or any other physical attribute of the COM. Purchaser shall indemnify and hold Seller harmless for any damages, injuries or losses arising out of or related to use of the COM on the Product.
Delay/Force Majeure	Seller shall not be liable for failure to perform or for delay in performance due to fire, flood, strike or other labor difficulty, act of God, act of war or terrorism, act of any governmental authority or of the Purchaser, riot, embargo, fuel or energy shortage, wrecks or delay in transportation, inability to obtain necessary labor, materials or manufacturing facilities from usual sources or failure of suppliers to meet their contractual obligations, or due to any cause beyond its reasonable control. If any such event occurs, Seller may extend delivery dates by a period of time necessary to overcome the effect of such delay, allocate available Product or cancel any purchase order.
Compliance with Law	PURCHASER IS SOLELY RESPONSIBLE FOR COMPLIANCE WITH ALL APPLICABLE FEDERAL, STATE AND LOCAL LAWS, ORDINANCES, REGULATIONS, RULES AND STANDARDS RELATING TO THE INSTALLATION, MAINTENANCE, USE AND OPERATION OF THE PRODUCTS.
Patents	Subject to the following provisions, Seller shall, at its own expense, defend or, at its option, settle any claim, suit or proceeding brought against the Purchaser, and/or its vendees, mediate and immediate, so far as based on an allegation that any Product or any part thereof furnished hereunder constitutes a direct or a contributory infringement of any claim of any patent of the United States or Canada. This obligation shall be effective only if Purchaser shall have made all payments then due hereunder and if Seller is notified promptly in writing and given authority, information and assistance for the defense of said claim, suit or proceeding. Seller shall pay all damages and costs awarded in such suit or proceedings so defended. The foregoing indemnity does not apply to the following: <ul style="list-style-type: none">• Products supplied according to a design other than that of Seller, and which is required by the Purchaser.• Combination of the Product with another product not furnished hereunder unless Seller is a contributory infringer.• Any settlements of a suit or proceeding made without Seller's written consent.
Limitations of Liability	SELLER, ITS CONTRACTORS, AUTHORIZED DEALERS AND SUBCONTRACTORS OR SUPPLIERS OF ANY TIER SHALL NOT BE LIABLE TO PURCHASER FOR ANY SPECIAL, INDIRECT, INCIDENTAL OR CONSEQUENTIAL DAMAGES ARISING FROM A BREACH OF THIS AGREEMENT. Purchaser's remedies set forth herein are exclusive and the liability of Seller with respect to the breach of this agreement or any contract entered into between the parties pursuant hereto shall not exceed the price of the Product or part on which such liability is based.
Warranty	please visit warranty website link Warranty Knoll for up-to-date information.

KnollKey Lock Program

KnollKey Lock Program General Information

Following is the KnollKey lock policy, applicable to all products.

Knoll furniture can be ordered keyed-alike or random keyed. Key-alike and random keying instructions cannot be mixed on any single order. Only one of the two instructions can be used on an individual order. When an order is submitted with mixed (key-alike and random) instructions, Knoll will release the order as key-alike only and lock cores will have to be specified separately.

Key-alike

For the convenience of the user, furniture may be keyed alike at no charge. Write "Key-alike" in the description of your purchase order for any pedestal, overhead, file or other item you wish to have keyed alike.

Using the key-alike instructions, order cores and keys as line items on your purchase order. Do NOT submit a key-alike form. The Knoll East Greenville Lock Center will select key numbers from the standard range of K 001 - K 250. Key numbers will not be repeated unless over 250 sets are ordered. Lock cores keyed-alike will ship separately from the product, ready for field installation.

There is no charge for key-alike orders if placed with the furniture order.

IF THE KEY-ALIKE ORDER IS NOT PLACED AT LEAST TWO WEEKS PRIOR TO THE FURNITURE SHIP DATE, A \$50 HANDLING CHARGE AND AIR FREIGHT CHARGES WILL APPLY.

If product is ordered and shipped random-keyed, additional lock cores for key-alike are billable.

Random-Keying

To specify product keyed-random, write "key-random" in the product description. Random-keyed product is shipped with the lock core factory installed. A shrouded key is included. Random means no effort has been made to match key numbers, or to make them different.

Keys

A Knoll shrouded key is shipped with every lock core. 250 Key numbers are available. For numbers above 250, contact Custom Product Development. Additional keys and key blanks are available. See service parts for more information.

Master Keying

Knoll locks can be controlled by means of a master key. There is no additional per-lock charge for master keying. A letter of approval from the client must accompany orders for master keys.

Installing Lock Cores

Lock cores can be installed or removed in the field by using a change key. Cores must be in the unlocked position to be removed. See service parts for change key pattern number and pricing.

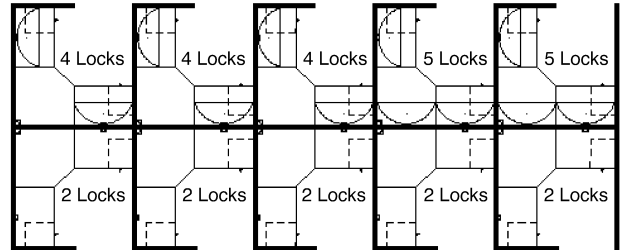
Lock Distribution

All orders for key-alike lock cores/keys are packaged and shipped from the East Greenville Lock Center, regardless of where the pedestals, overhead, or other units are produced. Random keyed product will have cores factory-installed.

How to Specify Key-Alike

Following is an example of how to specify key-alike for a cluster of 10 workstations.

Step 1 - Using the project floorplan, count the number of locks in each workstation.



Step 2 - Count the number of workstations with the same quantity of locks. Group together the workstations with a like number of locks.

5 workstations with 2 locks per station
3 workstations with 4 locks per station
2 workstations with 5 locks per station

Step 3 - For the first group (5 sets of 2 locks), enter the number of workstations in the quantity column.

Qty	Pattern #	Description	Unit List	Ext. List
5				

Step 4 - Then enter the pattern number "KSPEC_ _" and add a suffix for the number of locks for that group (i.e., for 2 locks per station, add the suffix "2"). Up to 30 lock cores are available in a set (i.e., KSPEC 30).

Qty	Pattern #	Description	Unit List	Ext. List
5	KSPEC 2	Set of 2 cores/keys	N / C	N / C

Step 5 - Repeat for other groups.

Qty	Pattern #	Description	Unit List	Ext. List
5	KSPEC 2	Set of 2 cores/keys	N / C	N / C
3	KSPEC 4	Set of 4 cores/keys	N / C	N / C
2	KSPEC 5	Set of 5 cores/keys	N / C	N / C

Your Key instructions are complete.

Knoll will select key numbers for each set from 250 available numbers. Additional key numbers are available through Custom Product Development. **For additions to existing installations, specify desired key numbers in the description.**

Service Parts

Pattern #	Description	List Price
KKEY_ _ _	Shrouded Key Specify key number desired	\$11
KBLANK	Shrouded Key Blank	\$11
KSPECB_ _ _	Retrofit Universal Core/Key Specify key number desired	\$23
KCHANGE	Change Key	\$11
HLKRKMASTER*	Master Key	\$14

*Note: A letter of approval on company letterhead from the client must accompany all orders for master keys.

General Ordering Information

The Products

This guide encompasses all standard products for this product group.

Sizes

Dimensions listed in this guide are indicated as:

H = height

W = width

D = depth

Dia. = diameter

Rad. = radius

Pricing

All prices shown are list.

How to Order

Select pattern numbers and quantities required for your complete installation. Product questions can be addressed in the specific sections of this guide or by contacting your sales representative or customer resource representative at 1-800-343-5665.

Next, select options (if required), along with colors and finishes appropriate to each product. Reference the Finishes and Fabrics pages for color designations.

On large installations, an item's "designated area" can be specified to assist in product organization and handling.

To expedite complete / correct entry of your order, be certain all pattern numbers, quantities, colors and area identifications are completely specified. Also, include complete purchase order numbers, bill-to and ship-to addresses, a contact name and specific factory shipping dates required.

Mail all orders to:

Knoll, Inc.

1235 Water Street

P.O. Box 157

East Greenville, PA 18041

Attention: Order Entry

Once your order is entered at Knoll, an acknowledgment will be mailed to you. You will be advised of your scheduled shipping date within five days of the original acknowledgment. If it is necessary to revise your order, please contact your customer resource representative.

Sustainability Statement

Sustainable design is a key component of Knoll's environmental focus. Our commitment to social responsibility and a healthy environment has prompted us to further articulate our longstanding environmental programs and, with encouragement and support from our colleagues in the industry, we have re-energized our focus on such "green" initiatives as life cycle analysis and LEED™ certification. Knoll is proud to have contributed to projects that have received LEED certification from the U.S. Green Building Council.

For the latest information on Knoll products that help our customers achieve LEED certification, log on to knoll.com, click on "About Knoll" and then "Environmental Focus."