Dividends Horizon®

Price List
July 2023

Knoll

Table of Contents

Introduction	Knoll Color Program Finishes	3
	Dividends Legacy Finishes	5
	Dividends Horizon Fabrics	7
Panels, Pre-Configured	Monolithic Panels	8
	Tiled Panels	16
	Beltway Panels	32
Panels, Build-To-Spec	Topway and Full View Panel Frame Assemblies	37
	Base Raceway Covers	40
	Stack Frames	41
	Monolithic Panel Fabric Inserts	43
	Monolithic Laminate and Veneer Inserts	46
	Tiled Fabric Inserts	50
	Tiled Laminate and Veneer Inserts	53
	Beltway Inserts	55
	High Acoustic Core Inserts	59
	Window Insert Kits	60
	Markerboard Tiles	61
	Steel Insert Kits	63
	Slatwall Tiles	72
	Freestanding Foot	73
	Rolling Door	74
	Glass Screens	76
	Glass Stacking Screens	81
	Standard Frameless Add Up	84
	Recessed Frameless Add Up	86
Post Connectors/End Trim	Dividends Horizon DP8 Post Assemblies	94
	Dividends Horizon DP8 Post Components	96
	Panel End Trim and Panel Top Caps	102
	Panel Wall Starter, Panel-to-Panel Top Cap Transition	110
	Wall Mount Tracks and Components	111
	Coat Hooks and Reveal Fillers	113
Alternative Planning	Universal Gallery Panels	116
	Concealed Post	128
	120° Planning	152
Electrical/Data Components	Base Raceway Electrical	156
	Receptacles	158
	Vertical Electrical	161
	Data Faceplate	162
	Double Vertical Electrical	163
	Desktop Power and Data Modules	164
	Beltway Electrical	170
	Electrical Infeeds and Power Poles	172
	Electrical Infeeds	175
	New York City, San Francisco and Chicago Electrical	176
	Cable Management	178
Storage Components	Flip-Up Door Overheads	180
	Sliding Door Overheads	182
	Up Mounted Overheads	192
	Overhead Bookshelf	193
	Mounting Brackets and Accessories	194
	Task Lights	196
	Pedestals	197
	Credenzas	199
	Flip-up Door Overdesk and Tackboards	210
	Sliding Door Overdesks	212
	Sliding Door Overdesks with Tackboard	220

Copyright © 2023 Knoll, Inc.
All rights reserved.
All prices effective 07/05/2023.

Worksurfaces	Rectangular Worksurfaces	230
	Curvilinear Wave End Worksurfaces	236
	Smooth Wave Worksurfaces	237
	Faceted Worksurfaces	238
	Trapezoidal Worksurfaces	240
	Corner Worksurfaces	241
	Peninsula Worsurfaces	245
	Curvilinear Half- and Corner-Round Worksurfaces	248
	Transaction Counter Worksurfaces	249
Postformed	Postformed Worksurfaces, 1 3/4″	250
	Postformed Worksurfaces, 1 1/4″	256
	Postformed Options worksurfaces 1 1/4″	267
Worksurface Supports and Screens	Panel Mounted Worksurface Brackets	277
	Network Privacy screens	281
	Screen-to-Worksurface Brackets	285
	Universal Modesty Panel, steel	286
	Universal Modesty Panel, fabric	287
	Univeral Privacy Screen, fabric and fabric w/7″ slatwall	288
	Univeral Privacy Screen, steel	289
	Univeral Privacy Screen, fabric	292
	Univeral Privacy Screen, fabric and fabric w/7″ or 14″ slatwall	293
	Panel Mounted Worksurface Supports	294
	Peninsula Worksurface Supports	295
Tables	Y Leg Tables	296
	X Base Tables	302
	Table Supports	306
	Conference Tables	308
Freestanding Desks	Preconfigured Desks	311
	Desk Components	315
	Desk Accessories	318
Wall Mounting of Knoll Products		320
Alpha-Numeric Index		322
Selling Policy		338
KnollKey Lock Program		340
General Ordering Information		341

Specify Core finishes for all new customers

Paint Finishes:
Beige Mist Metallic (611T)
Black Brown (120T)
Bright White (118T)
Brown (112T)
Dark Grey (113T)
Folkstone Grey (114T)
Jet Black (111T)
Medium Grey (115T)
Medium Metallic Grey (612T)
Sandstone (116T)
Silver (613)
Soft Grey (117T)

Paint Finish Applications:
Panel base raceway covers
Screen frames
Steel and slatwall tile inserts
D1 style tile supports
DP8 metal panel trim
DP8 power poles
Worksurface supports
Overhead and overdesk cases and doors
Credenza case, top and door
Pedestal case and fronts
Table bases

Laminate Finishes:
Barnwood (149) * **
Bright White (118) * **
Brushed Grey (123) *
Brushed Sand (122) *
Classic Oak (143) **
Fog (128) * **
Folkstone Grey (114) **
Graphite Pear (144) **
Grey Ash (142) **
Jet Black (111) **
Light Ash (139) **
Medium Cherry (124) **
Medium Grey (115) **
Micro Grey (121) *
Micro Sand (129) *
Natural Cherry (126) **
Natural Maple (125) **
Pumice (119) **
Silverwood (147) * **
Smokewood (148) * **
Soft Grey (117) **
Walnut (127) **
Warm Ash (140) **
Whitened Ash (141) **
Zebra (145)

Laminate Finish Applications:
Worksurfaces
Overhead and overdesk door
Credenza top and door
Laminate tile inserts
Freestanding desk worksurfaces
Table tops

2mm Edgeband Finishes:
Barnwood (149)
Bright White (118)
Classic Oak (143)
Fog (128)
Folkstone Grey (114)
Graphite Pear (144)
Grey Ash (142)
Jet Black (111)
Light Ash (139)
Medium Cherry (124)
Medium Grey (115)
Natural Cherry (126)
Natural Maple (125)
Pumice (119)
Silverwood (147)
Smokewood (148)
Soft Grey (117)
Walnut (127)
Warm Ash (140)
Whitened Ash (141)
Zebra (145)

2mm Edgeband Finish Applications:
Worksurfaces
Freestanding desk worksurfaces
Table tops

Cascade Worksurface Finishes:
Bright White (118)
Folkstone Grey (114)
Medium Cherry (124)
Natural Cherry (126)
Natural Maple (125)
Pumice (119)
Soft Grey (117)
Walnut (127)

Cascade Worksurface Finish Applications:
Cascade edge worksurface

Techwood Finishes:
Black Oak (641)
Blond Maple (638)
Cherry (509)
Dark Mahogany (628)
Espresso (514)
Light Cherry (639)
Maple (506)
Medium Teak (513)
Medium Walnut (512)
Natural (637)
Light Walnut (644)
Dove Grey (645)

Techwood Finish Applications:
Worksurfaces
Overhead and overdesk doors
Credenza top and door
Panel Trim
Veneer tile inserts
Table tops

Note: All Dividends Horizon products except DS2 pedestals and doublewide pedestals are painted with a textured finish excluding 613 Silver, which is available as a smooth finish only. X and Y base tables and the freestanding screen kits are always painted with a textured finish, including 613 Silver.

Note: Laminates and other finishes may vary in color due to different dye lots. Slight variations are to be expected.

Note: Worksurfaces, overhead and overdesk doors, credenza tops and doors, and veneer tile inserts will have the same Techwood finish on the surface and the edge.

**Finish not available on laminate panel inserts*

*** Melamine worksurface finish. Worksurfacs manufactured in Melamine are available in High Pressure Laminate at a 15% upcharge. Other products are also available in High Pressure Laminate and would need to be quoted separately.*

Knoll, Inc.

Order Code	Color Name	Old Order Code	Paint Grade	Paint Finishes	Laminate Finishes	2mm Edgeband Finishes	Cascade Worksurface Finishes	Techwood Finishes	Plastic Trim Finishes
Paints and Laminates									
149	Barnwood				•	•			
611T*	Beige Mist Metallic		P2	•					
120T	Black Brown		P1	•					
118T*	Bright White	LH	P1	•	•	•	•		
112T*	Brown		P1	•					
123	Brushed Grey				•				
122	Brushed Sand				•				
143	Classic Oak				•	•			
113T*	Dark Grey	Y3	P1	•		•			•
128	Fog	G			•	•			
114T*	Folkstone Grey		P1	•	•	•	•		
144	Graphite Pear				•	•			
142	Grey Ash				•	•			
111T*	Jet Black	27	P1	•	•	•			
139	Light Ash				•	•			
124	Medium Cherry				•	•	•		
115	Medium Grey				•	•			
115T*	Medium Grey	Y2	P1	•					•
612T*	Medium Metallic Grey	J	P2	•					
121	Micro Grey				•				
129	Micro Sand				•				
126	Natural Cherry				•	•	•		
125	Natural Maple				•	•	•		
119	Pumice	LB, F			•	•	•		
116T*	Sandstone		P1	•					
613	Silver	3	P3	•					
147	Silverwood				•	•			
148	Smokewood				•	•			
117T*	Soft Grey	E, M42	P1	•	•	•	•		•
127	Walnut				•	•	•		
140	Warm Ash				•	•			
141	Whitened Ash				•	•			
145	Zebra				•	•			

* T suffix is for paint finish only

Dividends Legacy Finishes

Most products introduced after 2004 are not available in Legacy finishes. See individual pricing pages for availability.

Specify Legacy finishes to match existing product only. Legacy finishes are not available for new customers.

Trim Finishes
Panel top caps
Panel post trim
Pedestal drawer top caps
Overhead drawer top caps
Pedestal drawer pulls
Y1 Pewter

Paint Finishes
Panel base raceway covers
Panel tiled insert supports
Solid Steel panel inserts
Perforated steel panel inserts
Embossed steel panel inserts
Overhead storage components
Pedestals
Desk Components
Metal panel topcaps and trim

P1 Finishes
Y1 Pewter

P2 Finishes
H Beige Metallic
W Light Tan Metallic
All other Knoll paint finishes and custom finishes (Series 2 components only)

Laminates
Worksurfaces

An upchare applies where specifying Legacy laminates. Add an amount equal to 10% of the solid PVC edgeband list price to the price of any product specified with a Legacy laminate.

CM Clear Maple
M1 Light Grey
PA Pearwood
SD Sand
B Snow
WM Warm Cherry
MR6 Winter Grey Matrix

Note: Laminates and other finishes may vary in color due to different dye lots. Slight variations are to be expected.

Worksurface Edges
2mm edgeband
Y3 Dark Grey
Y2 Medium Grey
MT Metal
Y1 Pewter
SD Sand
B Snow
WM Warm Cherry

Dividends Legacy Finishes

Order Code	Color Name	Old Order Code	Paint Grade	Paint Finishes	Laminate Finishes	2mm Edgeband Finishes	Cascade Worksurface Finishes	Techwood Finishes	Plastic Trim Finishes	DS1 Storage Plastic Finishes
Techwoods										
641	Black Oak							•		
638	Blond Maple (formerly known as maple techgrain)							•		
509	Cherry							•		
628	Dark Mahogany							•		
514	Espresso							•		
639	Light Cherry (formerly known as cherry techgrain)							•		
506	Maple							•		
513	Medium Teak							•		
512	Medium Walnut							•		
637	Natural							•		
644	Light Walnut							•		
645	Dove Grey							•		

	Gloss Level	Fill Level
A	Low Gloss	Closed Pore
B	Medium Gloss	Closed Pore
C	High Gloss	Closed Pore
D	Low Gloss	Open Pore
E	Medium Gloss	Open Pore
F	High Gloss	Open Pore

Edge Options for Veneers	
WOOD	Complimentary Wood
SYN	Complimentary Synthetic
WPLY	Wood Ply Edge*
SPLY	Synthetic Ply Edge*

For more detailed information on Veneer finishes, please refer to the Wood Finish Matrix on the Knoll.com

Fabric Options

Grade 10
Annex (W3160) excluding Salt (1)
Beacon (W14975)
Broadcloth II (W1619)
Circuit (W17545)
Element (W1077)
Growth Spurt (W692)
Messa (W2061)
Skylark (W17187)
Symbolic Details (W3693)
Tailor Made II (1610
Twister (W1923)
Wrap Up (W2410)

Grade 20
Circle Line (W1146)
Criss Cross (W305)
Delite (K2026)
Edo (W211)
Infinite (K2263) **
Mainframe (W17835)
Photon (W1293)
Pondeer (W2382)
Reflect (W884)

Grade 30
Commuter Cloth (K1779)
Micro (W465)
Relay (W1020)
Synth (K1693)

Grade 40
Amplify (W1215)
Bandwidth (W1219)
Boundary (K1828)
Crossroad (K2085)
Hourglass (K1523)

Grade 50
Presto (K1000)

Grade 55
Transition (W816)
Knoll Hopsack (K1207)

COM (Customer's Own Material)
COM can be applied to Dividends Horizon product on a select basis. Please consult your knoll Customer Service Representative for details. Steps for approval:

1. Obtain COM Systems Approval Form from your Knoll Customer Service Representative and submit it along with $750 for processing.

2. Submit 10 yards for testing to East Greenville. *Note: always contact your Customer Service Representative prior to sending any COM (including pre-approved KnollTextiles) to the manufacturing facility.*

3. Knoll manufactures test panels and evaluates for application (approximately 2 weeks). UL testing may also be required for some fabrics which requires an additional 25 yards and 6-9 weeks for processing.

4. Evaluation results are returned to the client.

Pricing for COM fabrics is at Grade 10.

** Not approved on Network Screens

Monolithic Panels
Standard Base Raceway
Worksurface Height and 36″ High

description	h	w	d	pattern no.	grade 10	20	30	40
Worksurface Height Monolithic Standard Base Raceway	28 1/2″	15″	3″	**DP8CMMRRWH15**	$656.	$707.	$737.	$757.
	28 1/2″	18″	3″	**DP8CMMRRWH18**	656.	707.	737.	757.
	28 1/2″	24″	3″	**DP8CMMRRWH24**	728.	783.	813.	840.
	28 1/2″	30″	3″	**DP8CMMRRWH30**	762.	820.	853.	879.
	28 1/2″	36″	3″	**DP8CMMRRWH36**	853.	918.	959.	990.
	28 1/2″	42″	3″	**DP8CMMRRWH42**	941.	1,016.	1,058.	1,095.
	28 1/2″	48″	3″	**DP8CMMRRWH48**	993.	1,067.	1,115.	1,156.
	28 1/2″	60″	3″	**DP8CMMRRWH60**	1,186.	1,272.	1,331.	1,378.
	28 1/2″	72″	3″	**DP8CMMRRWH72RR***	1,494.	1,607.	1,682.	1,741.
	28 1/2″	84″	3″	**DP8CMMRRWH84RR***	1,556.	1,668.	1,748.	1,811.
	28 1/2″	96″	3″	**DP8CMMRRWH96RR***	1,618.	1,736.	1,819.	1,881.
36″ High, Monolithic Standard Base Raceway	35 1/8″	15″	3″	**DP8CMMRR3615**	656.	707.	737.	757.
	35 1/8″	18″	3″	**DP8CMMRR3618**	656.	707.	737.	757.
	35 1/8″	24″	3″	**DP8CMMRR3624**	728.	783.	813.	840.
	35 1/8″	30″	3″	**DP8CMMRR3630**	762.	820.	853.	879.
	35 1/8″	36″	3″	**DP8CMMRR3636**	853.	918.	959.	990.
	35 1/8″	42″	3″	**DP8CMMRR3642**	941.	1,016.	1,058.	1,095.
	35 1/8″	48″	3″	**DP8CMMRR3648**	993.	1,067.	1,115.	1,156.
	35 1/8″	60″	3″	**DP8CMMRR3660**	1,186.	1,272.	1,331.	1,378.
	35 1/8″	72″	3″	**DP8CMMRR3672RR***	1,373.	1,474.	1,542.	1,595.
	35 1/8″	84″	3″	**DP8CMMRR3684RR***	1,571.	1,685.	1,766.	1,827.
	35 1/8″	96″	3″	**DP8CMMRR3696RR***	1,633.	1,753.	1,837.	1,900.

Dimensions listed under h w d are actual to the nearest 1/16″
* RR = Pattern only available with railroaded fabric

Ordering Information

Monolithic Panel with Standard Base Raceway:

1. **Pattern number**
2. **Top cap type**
3. **Top cap finish**
4. **Raceway knockout option**
5. **Raceway trim finish**
6. **Panel fabric**

Order Code

Monolithic Panel Standard Base Raceway

Example:	**DP8CMMRR3618 4/117/K/117/B191**
DP8	Dividends Horizon Panel
C	Topway frame
MM	Monolithic both sides
RR	Base Raceway
4	Radius Metal top cap
117	Soft Grey top cap finish
K	Base raceway with knockouts both sides
117	Soft Grey base raceway finish
B191	Fairfield fabric

Included with:

Monolithic Panel with Standard Base Raceway:

- **Panel frame**
- **Acoustic panel inserts (2)**
- **Base raceway covers**
- **Top cap**
- **Connection hardware**

Note: Preconfigured Worksurface Height panels are not available with plastic top caps.

Note: Panel to panel connector specified separately: DP8PPC for all DP8 to DP8 same height and type panel connections. DP8HLC for all others.

Note: Frames larger than 72″ wide ship knock down with two panels to achieve the 72″ width.

Options

Monolithic Panel with Standard Base Raceway Options:

Full View Frame Option:
To specify full view frame for window or stacking applications, replace the "C" in pattern number with "V", No upcharge.

Top Cap Options:
No Top Cap - Deduct $40; Radius and Flat Metal P1 as standard; P2 $2, P3 $4

Raceway Options:
(K) = Knockouts both side
(N) = No Knockouts

Monolithic Panels
Standard Base Raceway
42″ and 50″ High

description	h	w	d	pattern no.	grade 10	20	30	40
42″ High, Monolithic Standard Base Raceway	42 3/16″	15″	3″	**DP8CMMRR4215**	$682.	$737.	$766.	$795.
	42 3/16″	18″	3″	**DP8CMMRR4218**	682.	737.	766.	795.
	42 3/16″	24″	3″	**DP8CMMRR4224**	737.	794.	826.	849.
	42 3/16″	30″	3″	**DP8CMMRR4230**	801.	863.	904.	931.
	42 3/16″	36″	3″	**DP8CMMRR4236**	872.	937.	984.	1,012.
	42 3/16″	42″	3″	**DP8CMMRR4242**	959.	1,032.	1,073.	1,113.
	42 3/16″	48″	3″	**DP8CMMRR4248**	1,014.	1,088.	1,137.	1,174.
	42 3/16″	60″	3″	**DP8CMMRR4260**	1,204.	1,296.	1,354.	1,399.
	42 3/16″	72″	3″	**DP8CMMRR4272RR***	1,523.	1,635.	1,713.	1,766.
	42 3/16″	84″	3″	**DP8CMMRR4284RR***	1,585.	1,701.	1,780.	1,837.
	42 3/16″	96″	3″	**DP8CMMRR4296RR***	1,646.	1,768.	1,851.	1,913.
50″ High, Monolithic Standard Base Raceway 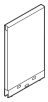	49 1/2″	15″	3″	**DP8CMMRR5015**	728.	783.	813.	840.
	49 1/2″	18″	3″	**DP8CMMRR5018**	728.	783.	813.	840.
	49 1/2″	24″	3″	**DP8CMMRR5024**	787.	841.	876.	906.
	49 1/2″	30″	3″	**DP8CMMRR5030**	862.	925.	968.	997.
	49 1/2″	36″	3″	**DP8CMMRR5036**	941.	1,016.	1,058.	1,095.
	49 1/2″	42″	3″	**DP8CMMRR5042**	1,035.	1,113.	1,164.	1,197.
	49 1/2″	48″	3″	**DP8CMMRR5048**	1,114.	1,196.	1,248.	1,286.
	49 1/2″	60″	3″	**DP8CMMRR5060**	1,324.	1,424.	1,485.	1,538.
	49 1/2″	72″	3″	**DP8CMMRR5072RR***	1,672.	1,800.	1,879.	1,944.
	49 1/2″	84″	3″	**DP8CMMRR5084RR***	1,741.	1,871.	1,953.	2,023.
	49 1/2″	96″	3″	**DP8CMMRR5096RR***	1,811.	1,949.	2,030.	2,103.

Dimensions listed under h w d are actual to the nearest 1/16″
* RR = Pattern only available with railroaded fabric

Ordering Information

Monolithic Panel with Standard Base Raceway:

1. **Pattern number**
2. **Top cap type**
3. **Top cap finish**
4. **Raceway knockout option**
5. **Raceway trim finish**
6. **Panel fabric**

Order Code

Monolithic Panel Standard Base Raceway

Example:	**DP8CMMRR3618 4/117/K/117/B191**
DP8	Dividends Horizon Panel
C	Topway frame
MM	Monolithic both sides
RR	Base Raceway
4	Radius Metal top cap
117	Soft Grey top cap finish
K	Base raceway with knockouts both sides
117	Soft Grey base raceway finish
B191	Fairfield fabric

Included with:

Monolithic Panel with Standard Base Raceway:

- **Panel frame**
- **Acoustic panel inserts (2)**
- **Base raceway covers**
- **Top cap**
- **Connection hardware**

Note: Preconfigured Worksurface Height panels are not available with plastic top caps.

Note: Panel to panel connector specified separately: DP8PPC for all DP8 to DP8 same height and type panel connections. DP8HLC for all others.

Note: Frames larger than 72″ wide ship knock down with two panels to achieve the 72″ width.

Options

Monolithic Panel with Standard Base Raceway Options:

Full View Frame Option:
To specify full view frame for window or stacking applications, replace the "C" in pattern number with "V", No upcharge.

Top Cap Options:
No Top Cap - Deduct $40; Radius and Flat Metal P1 as standard; P2 $2, P3 $4

Raceway Options:
(K) = Knockouts both side
(N) = No Knockouts

Monolithic Panels
Standard Base Raceway
57″, 64″ and 78″ High

description	h	w	d	pattern no.	grade 10	20	30	40
57″ High, Monolithic Standard Base Raceway	56 13/16″	15″	3″	**DP8CMMRR5715**	$788.	$841.	$878.	$907.
	56 13/16″	18″	3″	**DP8CMMRR5718**	788.	841.	878.	907.
	56 13/16″	24″	3″	**DP8CMMRR5724**	844.	907.	944.	979.
	56 13/16″	30″	3″	**DP8CMMRR5730**	932.	1,000.	1,047.	1,077.
	56 13/16″	36″	3″	**DP8CMMRR5736**	1,016.	1,090.	1,140.	1,178.
	56 13/16″	42″	3″	**DP8CMMRR5742**	1,102.	1,186.	1,238.	1,276.
	56 13/16″	48″	3″	**DP8CMMRR5748**	1,182.	1,274.	1,328.	1,373.
	56 13/16″	60″	3″	**DP8CMMRR5760**	1,331.	1,435.	1,498.	1,549.
64″ High, Monolithic Standard Base Raceway	64 1/16″	15″	3″	**DP8CMMRR6415**	836.	901.	935.	971.
	64 1/16″	18″	3″	**DP8CMMRR6418**	836.	901.	935.	971.
	64 1/16″	24″	3″	**DP8CMMRR6424**	901.	967.	1,003.	1,042.
	64 1/16″	30″	3″	**DP8CMMRR6430**	997.	1,071.	1,118.	1,158.
	64 1/16″	36″	3″	**DP8CMMRR6436**	1,083.	1,166.	1,214.	1,253.
	64 1/16″	42″	3″	**DP8CMMRR6442**	1,163.	1,248.	1,301.	1,348.
	64 1/16″	48″	3″	**DP8CMMRR6448**	1,245.	1,338.	1,399.	1,447.
	64 1/16″	60″	3″	**DP8CMMRR6460**	1,485.	1,604.	1,671.	1,727.
78″ High, Monolithic Standard Base Raceway	78 9/16″	15″	3″	**DP8CMMRR7815**	1,171.	1,257.	1,321.	1,355.
	78 9/16″	18″	3″	**DP8CMMRR7818**	1,171.	1,257.	1,321.	1,355.
	78 9/16″	24″	3″	**DP8CMMRR7824**	1,282.	1,388.	1,447.	1,493.
	78 9/16″	30″	3″	**DP8CMMRR7830**	1,392.	1,493.	1,564.	1,614.
	78 9/16″	36″	3″	**DP8CMMRR7836**	1,511.	1,628.	1,705.	1,761.
	78 9/16″	42″	3″	**DP8CMMRR7842**	1,635.	1,769.	1,841.	1,905.
	78 9/16″	48″	3″	**DP8CMMRR7848**	1,743.	1,881.	1,965.	2,030.

Dimensions listed under h w d are actual to the nearest 1/16″

Ordering Information

Monolithic Panel with Standard Base Raceway:

1. **Pattern number**
2. **Top cap type**
3. **Top cap finish**
4. **Raceway knockout option**
5. **Raceway trim finish**
6. **Panel fabric**

Order Code

Monolithic Panel Standard Base Raceway

Example:	**DP8CMMRR3618 4/117/K/117/B191**
DP8	Dividends Horizon Panel
C	Topway frame
MM	Monolithic both sides
RR	Base Raceway
4	Radius Metal top cap
117	Soft Grey top cap finish
K	Base raceway with knockouts both sides
117	Soft Grey base raceway finish
B191	Fairfield fabric

Included with:

Monolithic Panel with Standard Base Raceway:

- **Panel frame**
- **Acoustic panel inserts (2)**
- **Base raceway covers**
- **Top cap**
- **Connection hardware**

Note: Panel to panel connector specified separately: DP8PPC for all DP8 to DP8 same height and type panel connections. DP8HLC for all others

Options

Monolithic Panel with Standard Base Raceway Options:

Full View Frame Option:
To specify full view frame for window or stacking applications, replace the "C" in pattern number with "V", No upcharge.

Top Cap Options:
No Top Cap - Deduct $40; Radius and Flat Metal P1 as standard; P2 $2, P3 $4

Raceway Options:
(K) = Knockouts both side
(N) = No Knockouts

Monolithic Panels
Open Base
Worksurface Height, 36″, 42″ and 50″ High

description	h	w	d	pattern no.	grade 10	20	30	40
Worksurface Height, Monolithic Open Base 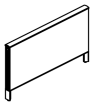	28 1/2″	18″	3″	**DP8CMMLLWH18**	$659.	$711.	$742.	$761.
	28 1/2″	24″	3″	**DP8CMMLLWH24**	731.	788.	816.	844.
	28 1/2″	30″	3″	**DP8CMMLLWH30**	765.	825.	857.	883.
	28 1/2″	36″	3″	**DP8CMMLLWH36**	857.	924.	964.	996.
	28 1/2″	42″	3″	**DP8CMMLLWH42**	947.	1,022.	1,062.	1,100.
	28 1/2″	48″	3″	**DP8CMMLLWH48**	999.	1,072.	1,121.	1,162.
	28 1/2″	60″	3″	**DP8CMMLLWH60**	1,190.	1,277.	1,336.	1,384.
36″ High, Monolithic Open Base 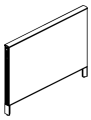	35 1/8″	18″	3″	**DP8CMMLL3618**	659.	711.	742.	761.
	35 1/8″	24″	3″	**DP8CMMLL3624**	731.	788.	816.	844.
	35 1/8″	30″	3″	**DP8CMMLL3630**	765.	825.	857.	883.
	35 1/8″	36″	3″	**DP8CMMLL3636**	857.	924.	964.	996.
	35 1/8″	42″	3″	**DP8CMMLL3642**	947.	1,022.	1,062.	1,100.
	35 1/8″	48″	3″	**DP8CMMLL3648**	999.	1,072.	1,121.	1,162.
	35 1/8″	60″	3″	**DP8CMMLL3660**	1,190.	1,277.	1,336.	1,384.
42″ High, Monolithic Open Base 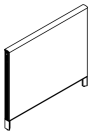	42 3/16″	18″	3″	**DP8CMMLL4218**	687.	742.	769.	799.
	42 3/16″	24″	3″	**DP8CMMLL4224**	742.	798.	829.	852.
	42 3/16″	30″	3″	**DP8CMMLL4230**	805.	867.	907.	935.
	42 3/16″	36″	3″	**DP8CMMLL4236**	876.	941.	988.	1,016.
	42 3/16″	42″	3″	**DP8CMMLL4242**	964.	1,037.	1,077.	1,118.
	42 3/16″	48″	3″	**DP8CMMLL4248**	1,018.	1,093.	1,141.	1,179.
	42 3/16″	60″	3″	**DP8CMMLL4260**	1,211.	1,301.	1,360.	1,405.
50″ High, Monolithic Open Base 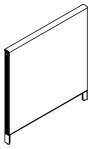	49 1/2″	18″	3″	**DP8CMMLL5018**	731.	788.	816.	844.
	49 1/2″	24″	3″	**DP8CMMLL5024**	790.	846.	879.	911.
	49 1/2″	30″	3″	**DP8CMMLL5030**	866.	929.	973.	1,002.
	49 1/2″	36″	3″	**DP8CMMLL5036**	947.	1,022.	1,062.	1,100.
	49 1/2″	42″	3″	**DP8CMMLL5042**	1,039.	1,118.	1,170.	1,203.
	49 1/2″	48″	3″	**DP8CMMLL5048**	1,120.	1,201.	1,253.	1,294.
	49 1/2″	60″	3″	**DP8CMMLL5060**	1,330.	1,431.	1,492.	1,545.

Dimensions listed under h w d are actual to the nearest 1/16″

Ordering Information

Monolithic Panel with Open Base:

1. **Pattern Number**
2. **Top cap type**
3. **Top cap finish**
4. **Base finish**
5. **Panel fabric**

Order Code

Monolithic Panel with Open Base

Example:	**DP8CMMLL 3618 4/117/117/B191**
DP8	Dividends Horizon Panel
C	Topway frame
MM	Monolithic both sides
LL	Open base
4	Radius Metal top cap
117	Soft Grey top cap finish
117	Soft Grey raceway finish
B191	Fairfield light fabric

Included with:

Monolithic Panel with Open Base:

- **Panel frame**
- **Acoustic panel inserts (2)**
- **Open base**
- **Top cap**
- **Connection hardware**

Note: Preconfigured Worksurface Height panels are not available with plastic top caps.

Note: Panel to panel connector specified separately: DP8PPC for all DP8 to DP8 same height and type panel connections. DP8HLC for all others.

Options

Monolithic Panel with Open Base:

Full View Frame Option:
To specify full view frame for window or stacking applications, replace the "C" in pattern number with "V". No upcharge.

Top Cap Options:
No Top Cap - Deduct $40; Radius and Flat Metal P1 as standard; P2 $2, P3 $4

Monolithic Panels
Open Base
57″, 64″ and 78″ High

description	h	w	d	pattern no.	grade 10	20	30	40
57″ High, Monolithic Open Base	56 13/16″	18″	3″	**DP8CMMLL5718**	$788.	$841.	$878.	$907.
	56 13/16″	24″	3″	**DP8CMMLL5724**	844.	907.	944.	979.
	56 13/16″	30″	3″	**DP8CMMLL5730**	932.	1,000.	1,047.	1,077.
	56 13/16″	36″	3″	**DP8CMMLL5736**	1,016.	1,090.	1,140.	1,178.
	56 13/16″	42″	3″	**DP8CMMLL5742**	1,102.	1,186.	1,238.	1,276.
	56 13/16″	48″	3″	**DP8CMMLL5748**	1,182.	1,274.	1,328.	1,373.
	56 13/16″	60″	3″	**DP8CMMLL5760**	1,331.	1,435.	1,498.	1,549.
64″ High, Monolithic Open Base	64 1/16″	18″	3″	**DP8CMMLL6418**	836.	901.	935.	971.
	64 1/16″	24″	3″	**DP8CMMLL6424**	901.	967.	1,003.	1,042.
	64 1/16″	30″	3″	**DP8CMMLL6430**	997.	1,071.	1,118.	1,158.
	64 1/16″	36″	3″	**DP8CMMLL6436**	1,083.	1,166.	1,214.	1,253.
	64 1/16″	42″	3″	**DP8CMMLL6442**	1,163.	1,248.	1,301.	1,348.
	64 1/16″	48″	3″	**DP8CMMLL6448**	1,245.	1,338.	1,399.	1,447.
	64 1/16″	60″	3″	**DP8CMMLL6460**	1,485.	1,604.	1,671.	1,727.
78″ High, Monolithic Open Base	78 9/16″	18″	3″	**DP8CMMLL7818**	1,171.	1,257.	1,321.	1,355.
	78 9/16″	24″	3″	**DP8CMMLL7824**	1,282.	1,388.	1,447.	1,493.
	78 9/16″	30″	3″	**DP8CMMLL7830**	1,392.	1,493.	1,564.	1,614.
	78 9/16″	36″	3″	**DP8CMMLL7836**	1,511.	1,628.	1,705.	1,761.
	78 9/16″	42″	3″	**DP8CMMLL7842**	1,635.	1,769.	1,841.	1,905.
	78 9/16″	48″	3″	**DP8CMMLL7848**	1,743.	1,881.	1,965.	2,030.

Dimensions listed under h w d are actual to the nearest 1/16″

Ordering Information

Monolithic Panel with Open Base:

1. **Pattern Number**
2. **Top cap type**
3. **Top cap finish**
4. **Base finish**
5. **Panel fabric**

Order Code

Monolithic Panel with Open Base

Example:	**DP8CMMLL3618 4/117/117/B191**
DP8	Dividends Horizon Panel
C	Topway frame
MM	Monolithic both sides
LL	Open Base
4	Radius Metal top cap
117	Soft Grey top cap finish
117	Soft Grey base raceway finish
B191	Fairfield light fabric

Included with:

Monolithic Panel with Open Base:

- **Panel frame**
- **Acoustic panel inserts (2)**
- **Open base**
- **Top cap**
- **Connection hardware**

Note: Panel to panel connector specified separately: DP8PPC for all DP8 to DP8 same height and type panel connections. DP8HLC for all others

Options

Monolithic Panel with Open Base:

Full View Frame Option:
To specify full view frame for window or stacking applications, replace the "C" in pattern number with "V". No upcharge.

Top Cap Options:
No Top Cap - Deduct $40; Radius and Flat Metal P1 as standard; P2 $2, P3 $4

Monolithic Panels
Tile to Floor One Side
Worksurface Height, 36″ and 42″ High

description	h	w	d	pattern no.	grade 10	20	30	40
Worksurface Height, Monolithic Tile to Floor	28 1/2″	15″	3″	**DP8CMMFRWH15**	$691.	$742.	$772.	$792.
	28 1/2″	18″	3″	**DP8CMMFRWH18**	691.	742.	772.	792.
	28 1/2″	24″	3″	**DP8CMMFRWH24**	763.	818.	848.	875.
	28 1/2″	30″	3″	**DP8CMMFRWH30**	797.	855.	888.	914.
	28 1/2″	36″	3″	**DP8CMMFRWH36**	888.	953.	994.	1,025.
	28 1/2″	42″	3″	**DP8CMMFRWH42**	976.	1,051.	1,093.	1,130.
	28 1/2″	48″	3″	**DP8CMMFRWH48**	1,028.	1,102.	1,150.	1,191.
	28 1/2″	60″	3″	**DP8CMMFRWH60**	1,221.	1,307.	1,366.	1,413.
36″ High, Monolithic Tile to Floor	35 1/8″	15″	3″	**DP8CMMFR3615**	691.	742.	772.	792.
	35 1/8″	18″	3″	**DP8CMMFR3618**	691.	742.	772.	792.
	35 1/8″	24″	3″	**DP8CMMFR3624**	763.	818.	848.	875.
	35 1/8″	30″	3″	**DP8CMMFR3630**	797.	855.	888.	914.
	35 1/8″	36″	3″	**DP8CMMFR3636**	888.	953.	994.	1,025.
	35 1/8″	42″	3″	**DP8CMMFR3642**	976.	1,051.	1,093.	1,130.
	35 1/8″	48″	3″	**DP8CMMFR3648**	1,028.	1,102.	1,150.	1,191.
	35 1/8″	60″	3″	**DP8CMMFR3660**	1,221.	1,307.	1,366.	1,413.
42″ High, Monolithic Tile to Floor	42 3/16″	15″	3″	**DP8CMMFR4215**	717.	772.	801.	830.
	42 3/16″	18″	3″	**DP8CMMFR4218**	717.	772.	801.	830.
	42 3/16″	24″	3″	**DP8CMMFR4224**	772.	829.	861.	884.
	42 3/16″	30″	3″	**DP8CMMFR4230**	836.	898.	939.	966.
	42 3/16″	36″	3″	**DP8CMMFR4236**	907.	972.	1,019.	1,047.
	42 3/16″	42″	3″	**DP8CMMFR4242**	994.	1,067.	1,108.	1,148.
	42 3/16″	48″	3″	**DP8CMMFR4248**	1,049.	1,123.	1,172.	1,209.
	42 3/16″	60″	3″	**DP8CMMFR4260**	1,239.	1,331.	1,389.	1,434.

Dimensions listed under h w d are actual to the nearest 1/16″

Ordering Information

Monolithic Panel with Tile to Floor:

1. **Pattern Number**
2. **Top cap type**
3. **Top cap finish**
4. **Raceway knockout option**
5. **Base raceway finish**
6. **Panel fabric**

Order Code

Monolithic Panel with Tile to Floor

Example:	**DP8CMMFR 3618 4/117/K/117/B191**
DP8	Dividends Horizon Panel
C	Topway frame
MM	Monolithic both sides
FR	Tile to Floor
4	Radius Metal top cap
117	Soft Grey top cap finish
K	Base raceway with knockouts one side
117	Soft Grey base raceway finish
B191	Fairfield light fabric

Included with:

Monolithic Panel with Tile to Floor:

- **Panel frame**
- **Acoustic panel inserts (2)**
- **Top cap**
- **Connection hardware**
- **Base raceway on one side**

Note: Preconfigured Worksurface Height panels are not available with plastic top caps.

Note: Panel to panel connector specified separately: DP8PPC for all DP8 to DP8 same height and type panel connections. DP8HLC for all others.

Options

Monolithic Panel with Tile to Floor:

Full View Frame Option:
To specify full view frame for window or stacking applications, replace the "C" in pattern number with "V". No upcharge.

Tile to Floor Side Option:
Tile to Floor standard on side 2. To specify tile to floor on side 1, change "FR" in pattern number to "RF".

Top Cap Options:
No Top Cap - Deduct $40; Radius and Flat Metal P1 as standard; P2 $2, P3 $4

Raceway Knockout Options:
(K) = Knockouts on raceway side
(N) = No Knockouts

Monolithic Panels
Tile to Floor One Side
50″, 57″ and 64″ High

description	h	w	d	pattern no.	grade 10	20	30	40
50″ High, Monolithic Tile to Floor	49 1/2″	15″	3″	**DP8CMMFR5015**	$763.	$818.	$848.	$875.
	49 1/2″	18″	3″	**DP8CMMFR5018**	763.	818.	848.	875.
	49 1/2″	24″	3″	**DP8CMMFR5024**	822.	876.	911.	941.
	49 1/2″	30″	3″	**DP8CMMFR5030**	897.	960.	1,003.	1,032.
	49 1/2″	36″	3″	**DP8CMMFR5036**	976.	1,051.	1,093.	1,130.
	49 1/2″	42″	3″	**DP8CMMFR5042**	1,070.	1,148.	1,199.	1,232.
	49 1/2″	48″	3″	**DP8CMMFR5048**	1,149.	1,231.	1,283.	1,321.
	49 1/2″	60″	3″	**DP8CMMFR5060**	1,359.	1,459.	1,520.	1,573.
57″ High, Monolithic Tile to Floor	56 13/16″	15″	3″	**DP8CMMFR5715**	823.	876.	913.	942.
	56 13/16″	18″	3″	**DP8CMMFR5718**	823.	876.	913.	942.
	56 13/16″	24″	3″	**DP8CMMFR5724**	879.	942.	979.	1,014.
	56 13/16″	30″	3″	**DP8CMMFR5730**	967.	1,035.	1,082.	1,112.
	56 13/16″	36″	3″	**DP8CMMFR5736**	1,051.	1,125.	1,175.	1,213.
	56 13/16″	42″	3″	**DP8CMMFR5742**	1,137.	1,221.	1,273.	1,311.
	56 13/16″	48″	3″	**DP8CMMFR5748**	1,217.	1,309.	1,363.	1,408.
	56 13/16″	60″	3″	**DP8CMMFR5760**	1,366.	1,470.	1,533.	1,584.
64″ High, Monolithic Tile to Floor	64 1/16″	15″	3″	**DP8CMMFR6415**	871.	936.	970.	1,006.
	64 1/16″	18″	3″	**DP8CMMFR6418**	871.	936.	970.	1,006.
	64 1/16″	24″	3″	**DP8CMMFR6424**	936.	1,002.	1,038.	1,077.
	64 1/16″	30″	3″	**DP8CMMFR6430**	1,032.	1,106.	1,153.	1,193.
	64 1/16″	36″	3″	**DP8CMMFR6436**	1,118.	1,201.	1,249.	1,288.
	64 1/16″	42″	3″	**DP8CMMFR6442**	1,198.	1,283.	1,336.	1,383.
	64 1/16″	48″	3″	**DP8CMMFR6448**	1,280.	1,373.	1,434.	1,482.
	64 1/16″	60″	3″	**DP8CMMFR6460**	1,520.	1,639.	1,706.	1,762.

Dimensions listed under h w d are actual to the nearest 1/16″

Ordering Information

Monolithic Panel with Tile to Floor:

1. **Pattern Number**
2. **Top cap type**
3. **Top cap finish**
4. **Raceway knockout option**
5. **Base raceway finish**
6. **Panel fabric**

Order Code

Monolithic Panel with Tile to Floor

Example:	**DP8CMMFR 3618 4/117/K/117/B191**
DP8	Dividends Horizon Panel
C	Topway frame
MM	Monolithic both sides
FR	Tile to Floor
4	Radius Metal top cap
117	Soft Grey top cap finish
K	Base raceway with knockouts one side
117	Soft Grey raceway finish
B191	Fairfield light fabric

Included with:

Monolithic Panel with Tile to Floor:

- **Panel frame**
- **Acoustic panel inserts (2)**
- **Top cap**
- **Connection hardware**
- **Base raceway on one side**

Note: Panel to panel connector specified separately: DP8PPC for all DP8 to DP8 same height and type panel connections. DP8HLC for all others

Options

Monolithic Panel with Tile to Floor:

Full View Frame Option:
To specify full view frame for window or stacking applications, replace the "C" in pattern number with "V". No upcharge.

Tile to Floor Side Option:
Tile to Floor standard on side 2. To specify tile to floor on side 1, change "FR" in pattern number to "RF".

Top Cap Options:
No Top Cap - Deduct $40; Radius and Flat Metal P1 as standard; P2 $2, P3 $4

Raceway Knockout Options:
(K) = Knockouts on raceway side
(N) = No Knockouts

Monolithic Panels
Tile to Floor One Side
78″ High

description	h	w	d	pattern no.	grade 10	20	30	40
78″ High, Monolithic Tile to Floor	78 9/16″	15″	3″	**DP8CMMFR7815**	$1,206.	$1,292.	$1,356.	$1,390.
	78 9/16″	18″	3″	**DP8CMMFR7818**	1,206.	1,292.	1,356.	1,390.
	78 9/16″	24″	3″	**DP8CMMFR7824**	1,317.	1,423.	1,482.	1,528.
	78 9/16″	30″	3″	**DP8CMMFR7830**	1,427.	1,528.	1,599.	1,649.
	78 9/16″	36″	3″	**DP8CMMFR7836**	1,546.	1,663.	1,740.	1,796.
	78 9/16″	42″	3″	**DP8CMMFR7842**	1,670.	1,804.	1,876.	1,940.
	78 9/16″	48″	3″	**DP8CMMFR7848**	1,778.	1,916.	2,000.	2,065.

Dimensions listed under h w d are actual to the nearest 1/16″

Ordering Information

Monolithic Panel with Tile to Floor:

1. **Pattern Number**
2. **Top cap type**
3. **Top cap finish**
4. **Raceway knockout option**
5. **Base raceway finish**
6. **Panel fabric**

Order Code

Monolithic Panel with Tile to Floor

Example:	**DP8CMMFR 3618 4/117/K/117/B191**
DP8	Dividends Horizon Panel
C	Topway frame
MM	Monolithic both sides
FR	Tile to Floor
4	Radius Metal top cap
117	Soft Grey top cap finish
K	Base raceway with knockouts one side
117	Soft Grey raceway finish
B191	Fairfield light fabric

Included with:

Monolithic Panel with Tile to Floor:

- **Panel frame**
- **Acoustic panel inserts (2)**
- **Top cap**
- **Connection hardware**
- **Base raceway on one side**

Note: Panel to panel connector specified separately: DP8PPC for all DP8 to DP8 same height and type panel connections. DP8HLC for all others

Options

Monolithic Panel with Tile to Floor:

Full View Frame Option:
To specify full view frame for window or stacking applications, replace the "C" in pattern number with "V". No upcharge.

Tile to Floor Side Option:
Tile to Floor standard on side 2. To specify tile to floor on side 1, change "FR" in pattern number to "RF".

Top Cap Options:
No Top Cap - Deduct $40; Radius and Flat Metal P1 as standard; P2 $2, P3 $4

Raceway Knockout Options:
(K) = Knockouts on raceway side
(N) = No Knockouts

Tiled Panels
Base Raceway
36″, 42″ and 50″ High

description	h	w	d	pattern no.	grade 10	20	30	40	Deduct for Monolithic One Side
36″ High Tiled Standard Base Raceway	35 1/8″	15″	3″	**DP8CTTRR3615**	$1,029.	$1,111.	$1,158.	$1,195.	$88.
	35 1/8″	18″	3″	**DP8CTTRR3618**	1,029.	1,111.	1,158.	1,195.	88.
	35 1/8″	24″	3″	**DP8CTTRR3624**	1,090.	1,176.	1,224.	1,270.	89.
	35 1/8″	30″	3″	**DP8CTTRR3630**	1,154.	1,239.	1,290.	1,337.	90.
	35 1/8″	36″	3″	**DP8CTTRR3636**	1,257.	1,349.	1,410.	1,460.	92.
	35 1/8″	42″	3″	**DP8CTTRR3642**	1,346.	1,447.	1,510.	1,564.	91.
	35 1/8″	48″	3″	**DP8CTTRR3648**	1,405.	1,512.	1,579.	1,633.	93.
	35 1/8″	60″	3″	**DP8CTTRR3660**	1,678.	1,804.	1,883.	1,949.	95.
42″ High Tiled Standard Base Raceway	42 3/16″	15″	3″	**DP8CTTRR4215**	1,054.	1,136.	1,187.	1,224.	88.
	42 3/16″	18″	3″	**DP8CTTRR4218**	1,054.	1,136.	1,187.	1,224.	88.
	42 3/16″	24″	3″	**DP8CTTRR4224**	1,118.	1,200.	1,252.	1,291.	89.
	42 3/16″	30″	3″	**DP8CTTRR4230**	1,195.	1,282.	1,338.	1,389.	90.
	42 3/16″	36″	3″	**DP8CTTRR4236**	1,275.	1,373.	1,431.	1,484.	92.
	42 3/16″	42″	3″	**DP8CTTRR4242**	1,359.	1,462.	1,524.	1,572.	91.
	42 3/16″	48″	3″	**DP8CTTRR4248**	1,426.	1,538.	1,608.	1,660.	93.
	42 3/16″	60″	3″	**DP8CTTRR4260**	1,706.	1,837.	1,918.	1,979.	95.
50″ High Tiled Standard Base Raceway 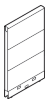	49 1/2″	15″	3″	**DP8CTTRR5015**	1,124.	1,210.	1,262.	1,309.	87.
	49 1/2″	18″	3″	**DP8CTTRR5018**	1,124.	1,210.	1,262.	1,309.	87.
	49 1/2″	24″	3″	**DP8CTTRR5024**	1,208.	1,307.	1,361.	1,402.	90.
	49 1/2″	30″	3″	**DP8CTTRR5030**	1,274.	1,371.	1,433.	1,481.	87.
	49 1/2″	36″	3″	**DP8CTTRR5036**	1,351.	1,449.	1,510.	1,566.	81.
	49 1/2″	42″	3″	**DP8CTTRR5042**	1,432.	1,542.	1,610.	1,662.	76.
	49 1/2″	48″	3″	**DP8CTTRR5048**	1,505.	1,618.	1,691.	1,752.	74.
	49 1/2″	60″	3″	**DP8CTTRR5060**	1,740.	1,871.	1,957.	2,023.	95.

Dimensions listed under h w d are actual to the nearest 1/8″

Ordering Information

Tiled Panel with Standard Base Raceway:

1. **Pattern Number**
2. **Top cap type**
3. **Top cap finish**
4. **Raceway knockout option**
5. **Raceway finish**
6. **Tile Support profile**
7. **Panel fabric**

Order Code

Tiled Panel with Standard Base Raceway

Example:	**DP8CTTRR3618 4/117/K/117/2/B191**
DP8	Dividends Horizon Panel
C	Topway frame
TT	Tiled both sides
RR	Base raceway
36	Height
18	Width
4	Radius Metal top cap
117	Soft Grey top cap finish
K	Base raceway with knockouts both sides
117	Soft Grey base raceway finish
2	D2 style tile supports
B191	Fairfield light fabric

Included with:

Tiled Panel with Standard Base Raceway:

- **Panel frame**
- **Acoustic panel inserts**
- **Base raceway covers**
- **Top cap**
- **Connection hardware**

Note: Panel to panel connector specified separately: DP8PPC for all DP8 to DP8 same height and type panel connections. DP8HLC for all others

Options

Tiled Panels with Standard Base Raceway:

Full View Frame Option:
To specify full view frame for window or stacking applications, replace the "C" in pattern number with "V". No upcharge.

Monolithic Side Option:
For one side tiled, one side monolithic, change "TT" in pattern number to "MT" and deduct amount in far right column.

Top Cap Options:
No Top Cap - Deduct $40; Radius and Flat Metal P1 as standard; P2 $2, P3 $4

Raceway Knockout Options:
(K) = Knockouts
(N) = No knockouts

Tile Support Options:
(1) = D1 External Reveal
(2) = D2 Recessed Reveal

Tiled Panels
Base Raceway
57″, 64″ and 78″ High

description	h	w	d	pattern no.	grade 10	20	30	40	Deduct for Monolithic One Side
57″ High Tiled Standard Base Raceway 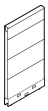	56 13/16″	15″	3″	**DP8CTTRR5715**	$1,355.	$1,455.	$1,519.	$1,569.	$109.
	56 13/16″	18″	3″	**DP8CTTRR5718**	1,355.	1,455.	1,519.	1,569.	109.
	56 13/16″	24″	3″	**DP8CTTRR5724**	1,449.	1,557.	1,623.	1,682.	113.
	56 13/16″	30″	3″	**DP8CTTRR5730**	1,529.	1,650.	1,722.	1,778.	116.
	56 13/16″	36″	3″	**DP8CTTRR5736**	1,618.	1,745.	1,826.	1,883.	118.
	56 13/16″	42″	3″	**DP8CTTRR5742**	1,715.	1,844.	1,925.	1,995.	121.
	56 13/16″	48″	3″	**DP8CTTRR5748**	1,809.	1,947.	2,030.	2,101.	123.
	56 13/16″	60″	3″	**DP8CTTRR5760**	2,090.	2,253.	2,352.	2,437.	125.
64″ High Tiled Standard Base Raceway 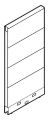	64 1/16″	15″	3″	**DP8CTTRR6415**	1,429.	1,537.	1,608.	1,660.	131.
	64 1/16″	18″	3″	**DP8CTTRR6418**	1,429.	1,537.	1,608.	1,660.	131.
	64 1/16″	24″	3″	**DP8CTTRR6424**	1,529.	1,650.	1,716.	1,777.	138.
	64 1/16″	30″	3″	**DP8CTTRR6430**	1,612.	1,738.	1,820.	1,878.	134.
	64 1/16″	36″	3″	**DP8CTTRR6436**	1,709.	1,841.	1,923.	1,991.	135.
	64 1/16″	42″	3″	**DP8CTTRR6442**	1,811.	1,951.	2,037.	2,105.	137.
	64 1/16″	48″	3″	**DP8CTTRR6448**	1,905.	2,047.	2,140.	2,212.	138.
	64 1/16″	60″	3″	**DP8CTTRR6460**	2,203.	2,377.	2,486.	2,567.	138.
78″ High Tiled Standard Base Raceway 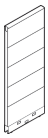	78 9/16″	15″	3″	**DP8CTTRR7815**	2,142.	2,311.	2,411.	2,497.	235.
	78 9/16″	18″	3″	**DP8CTTRR7818**	2,142.	2,311.	2,411.	2,497.	235.
	78 9/16″	24″	3″	**DP8CTTRR7824**	2,303.	2,480.	2,594.	2,679.	243.
	78 9/16″	30″	3″	**DP8CTTRR7830**	2,437.	2,619.	2,744.	2,838.	237.
	78 9/16″	36″	3″	**DP8CTTRR7836**	2,599.	2,802.	2,928.	3,031.	258.
	78 9/16″	42″	3″	**DP8CTTRR7842**	2,749.	2,962.	3,102.	3,205.	263.
	78 9/16″	48″	3″	**DP8CTTRR7848**	2,909.	3,141.	3,282.	3,397.	315.

Dimensions listed under h w d are actual to the nearest 1/8″

Ordering Information

Tiled Panel with Standard Base Raceway:

1. **Pattern Number**
2. **Top cap type**
3. **Top cap finish**
4. **Raceway knockout option**
5. **Raceway finish**
6. **Tile support profile**
7. **Tile support finish**
8. **Panel fabric**

Order Code

Tiled Panel with Standard Base Raceway

Example:	**DP8CTTRR3618 4/117/K/117/2/B191**
DP8	Dividends Horizon Panel
C	Topway frame
TT	Tiled both sides
RR	Base raceway
36	Height
18	Width
4	Radius Metal top cap
117	Soft Grey top cap finish
K	Base raceway with knockouts both sides
117	Soft Grey base raceway finish
2	D2 style tile supports
B191	Fairfield light fabric

Included with:

Tiled Panel with Standard Base Raceway:

- **Panel frame**
- **Acoustic panel inserts**
- **Base raceway covers**
- **Top cap**
- **Connection hardware**

Note: Panel to panel connector specified separately: DP8PPC for all DP8 to DP8 same height and type panel connections. DP8HLC for all others

Otpions

Tiled Panels with Standard Base Raceway:

Full View Frame Option:
To specify full view frame for window or stacking applications, replace the "C" in pattern number with "V". No upcharge.

Monolithic Side Option:
For one side tiled, one side monolithic, change "TT" in pattern number to "MT" and deduct amount in far right column.

Top Cap Options:
(3) = No Top Cap
(4) = Radius Metal, add $40 P1, $42 P2, $44 P3 paint grades
(5) = Flat Metal, add $40 P1, $42 P2, $44 P3 paint grades

Raceway Knockout Options:
(K) = Knockouts
(N) = No knockouts

Tile Support Options:
(1) = D1 External Reveal
(2) = D2 Recessed Reveal

Tiled Panels
Open Base
36″, 42″ and 50″ High

description	h	w	d	pattern no.	10	20	30	40	Deduct for Monolithic One Side
36″ High Tiled Open Base 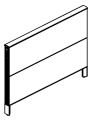	35 1/8″	18″	3″	**DP8CTTLL3618**	$1,029.	$1,111.	$1,158.	$1,195.	$88.
	35 1/8″	24″	3″	**DP8CTTLL3624**	1,090.	1,176.	1,224.	1,270.	89.
	35 1/8″	30″	3″	**DP8CTTLL3630**	1,154.	1,239.	1,290.	1,337.	90.
	35 1/8″	36″	3″	**DP8CTTLL3636**	1,257.	1,349.	1,410.	1,460.	92.
	35 1/8″	42″	3″	**DP8CTTLL3642**	1,346.	1,447.	1,510.	1,564.	91.
	35 1/8″	48″	3″	**DP8CTTLL3648**	1,405.	1,512.	1,579.	1,633.	93.
	35 1/8″	60″	3″	**DP8CTTLL3660**	1,678.	1,804.	1,883.	1,949.	95.
42″ High Tiled Open Base 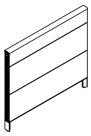	42 3/16″	18″	3″	**DP8CTTLL4218**	1,054.	1,136.	1,187.	1,224.	88.
	42 3/16″	24″	3″	**DP8CTTLL4224**	1,118.	1,200.	1,252.	1,291.	89.
	42 3/16″	30″	3″	**DP8CTTLL4230**	1,195.	1,282.	1,338.	1,389.	90.
	42 3/16″	36″	3″	**DP8CTTLL4236**	1,275.	1,373.	1,431.	1,484.	92.
	42 3/16″	42″	3″	**DP8CTTLL4242**	1,359.	1,462.	1,524.	1,572.	91.
	42 3/16″	48″	3″	**DP8CTTLL4248**	1,426.	1,538.	1,608.	1,660.	93.
	42 3/16″	60″	3″	**DP8CTTLL4260**	1,706.	1,837.	1,918.	1,979.	95.
50″ High Tiled Open Base 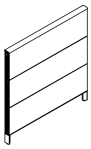	49 1/2″	18″	3″	**DP8CTTLL5018**	1,090.	1,176.	1,224.	1,270.	87.
	49 1/2″	24″	3″	**DP8CTTLL5024**	1,175.	1,266.	1,324.	1,360.	90.
	49 1/2″	30″	3″	**DP8CTTLL5030**	1,238.	1,331.	1,394.	1,438.	87.
	49 1/2″	36″	3″	**DP8CTTLL5036**	1,312.	1,405.	1,467.	1,520.	81.
	49 1/2″	42″	3″	**DP8CTTLL5042**	1,392.	1,498.	1,564.	1,614.	76.
	49 1/2″	48″	3″	**DP8CTTLL5048**	1,462.	1,571.	1,642.	1,702.	74.
	49 1/2″	60″	3″	**DP8CTTLL5060**	1,740.	1,871.	1,957.	2,023.	95.

Dimensions listed under h w d are actual to the nearest 1/8″

Ordering Information

Tiled Panel with Open Base:

1. **Pattern Number**
2. **Top cap type**
3. **Top Cap finish**
4. **Base finish**
5. **Tile support profile**
6. **Panel fabric**

Order Code

Tiled Panel with Open Base

Example:	**DP8CTTLL3618 4/117/117/2/B191**
DP8	Dividends Horizon Panel
C	Topway frame
TT	Tiled both sides
LL	Open base
36	Height
18	Width
4	Radius Metal top cap
117	Soft Grey top cap finish
117	Soft Grey base finish
2	D2 style tile supports
B191	Fairfield light fabric

Included with:

Tiled Panel with Open Base:

- **Panel frame**
- **Acoustic panel inserts**
- **Open base**
- **Top cap**
- **Connection hardware**

Note: Panel to panel connector specified separately: DP8PPC for all DP8 to DP8 same height and type panel connections. DP8HLC for all others

Options

Tiled Panel with Open Base:

Full View Frame Option:
To specify full view frame for window or stacking applications, replace the "C" in pattern number with "V". No upcharge.

Monolithic Side Option:
For one side tiled, one side monolithic, change "TT" in pattern number to "MT" and deduct amount in far right column.

Top Cap Options:
No Top Cap - Deduct $40; Radius and Flat Metal P1 as standard; P2 $2, P3 $4

Tile Support Options:
(1) = D1 External Reveal
(2) = D2 Recessed Reveal

Tiled Panels
Open Base
57″, 64″ and 78″ High

description	h	w	d	pattern no.	10	20	30	40	deduct for Monolithic One Side
57″ High Tiled Open Base	56 13/16″	18″	3″	**DP8CTTLL5718**	$1,316.	$1,412.	$1,474.	$1,524.	$109.
	56 13/16″	24″	3″	**DP8CTTLL5724**	1,405.	1,511.	1,577.	1,633.	113.
	56 13/16″	30″	3″	**DP8CTTLL5730**	1,485.	1,604.	1,671.	1,727.	116.
	56 13/16″	36″	3″	**DP8CTTLL5736**	1,571.	1,693.	1,773.	1,830.	118.
	56 13/16″	42″	3″	**DP8CTTLL5742**	1,665.	1,789.	1,870.	1,939.	121.
	56 13/16″	48″	3″	**DP8CTTLL5748**	1,754.	1,890.	1,971.	2,039.	123.
	56 13/16″	60″	3″	**DP8CTTLL5760**	2,090.	2,253.	2,352.	2,437.	125.
64″ High Tiled Open Base	64 1/16″	18″	3″	**DP8CTTLL6418**	1,388.	1,491.	1,560.	1,611.	131.
	64 1/16″	24″	3″	**DP8CTTLL6424**	1,485.	1,604.	1,666.	1,726.	138.
	64 1/16″	30″	3″	**DP8CTTLL6430**	1,567.	1,687.	1,768.	1,822.	134.
	64 1/16″	36″	3″	**DP8CTTLL6436**	1,660.	1,787.	1,868.	1,931.	135.
	64 1/16″	42″	3″	**DP8CTTLL6442**	1,758.	1,893.	1,976.	2,043.	137.
	64 1/16″	48″	3″	**DP8CTTLL6448**	1,850.	1,987.	2,079.	2,150.	138.
	64 1/16″	60″	3″	**DP8CTTLL6460**	2,203.	2,377.	2,486.	2,567.	138.
78″ High Tiled Open Base	78 9/16″	18″	3″	**DP8CTTLL7818**	2,142.	2,311.	2,411.	2,497.	235.
	78 9/16″	24″	3″	**DP8CTTLL7824**	2,303.	2,480.	2,594.	2,679.	243.
	78 9/16″	30″	3″	**DP8CTTLL7830**	2,437.	2,619.	2,744.	2,838.	237.
	78 9/16″	36″	3″	**DP8CTTLL7836**	2,599.	2,802.	2,928.	3,031.	258.
	78 9/16″	42″	3″	**DP8CTTLL7842**	2,749.	2,962.	3,102.	3,205.	263.
	78 9/16″	48″	3″	**DP8CTTLL7848**	2,909.	3,141.	3,282.	3,397.	315.

Dimensions listed under h w d are actual to the nearest 1/8″

Ordering Information

Tiled Panel with Open Base:

1. **Pattern Number**
2. **Top cap type**
3. **Top Cap finish**
4. **Base finish**
5. **Tile support profile**
6. **Panel fabric**

Order Code

Tiled Panel with Open Base

Example:	**DP8CTTLL3618 4/117/117/2/B191**
DP8	Dividends Horizon Panel
C	Topway frame
TT	Tiled both sides
LL	Open base
36	Height
18	Width
4	Radius Metal top cap
117	Soft Grey top cap finish
117	Soft Grey base finish
2	D2 style tile supports
B191	Fairfield light fabric

Included with:

Tiled Panel with Open Base:

- **Panel frame**
- **Acoustic panel inserts**
- **Open base**
- **Top cap**
- **Connection hardware**

Note: Panel to panel connector specified separately: DP8PPC for all DP8 to DP8 same height and type panel connections. DP8HLC for all others

Options

Tiled Panel with Open Base:

Full View Frame Option:
To specify full view frame for window or stacking applications, replace the "C" in pattern number with "V". No upcharge.

Monolithic Side Option:
For one side tiled, one side monolithic, change "TT" in pattern number to "MT" and deduct amount in far right column.

Top Cap Options:
No Top Cap - Deduct $40; Radius and Flat Metal P1 as standard; P2 $2, P3 $4

Tile Support Options:
(1) = D1 External Reveal
(2) = D2 Recessed Reveal

Tiled Panels
Tile To Floor One Side
36″ and 42″ High

description	h	w	d	pattern no.	10	20	30	40	Deduct for Monolithic One Sideide 1
36″ High Tiled Panel Tile to Floor One Side	35 1/8″	15″	3″	**DP8CTTFR3615**	$1,064.	$1,146.	$1,193.	$1,230.	$88.
	35 1/8″	18″	3″	**DP8CTTFR3618**	1,064.	1,146.	1,193.	1,230.	88.
	35 1/8″	24″	3″	**DP8CTTFR3624**	1,125.	1,211.	1,259.	1,305.	89.
	35 1/8″	30″	3″	**DP8CTTFR3630**	1,189.	1,274.	1,325.	1,372.	90.
	35 1/8″	36″	3″	**DP8CTTFR3636**	1,292.	1,384.	1,445.	1,495.	92.
	35 1/8″	42″	3″	**DP8CTTFR3642**	1,381.	1,482.	1,545.	1,599.	91.
	35 1/8″	48″	3″	**DP8CTTFR3648**	1,440.	1,547.	1,614.	1,668.	93.
	35 1/8″	60″	3″	**DP8CTTFR3660**	1,713.	1,839.	1,918.	1,984.	95.
42″ High Tiled Panel Tile to Floor One Side	42 3/16″	15″	3″	**DP8CTTFR4215**	1,089.	1,171.	1,222.	1,259.	88.
	42 3/16″	18″	3″	**DP8CTTFR4218**	1,089.	1,171.	1,222.	1,259.	88.
	42 3/16″	24″	3″	**DP8CTTFR4224**	1,153.	1,235.	1,287.	1,326.	89.
	42 3/16″	30″	3″	**DP8CTTFR4230**	1,230.	1,317.	1,373.	1,424.	90.
	42 3/16″	36″	3″	**DP8CTTFR4236**	1,310.	1,408.	1,466.	1,519.	92.
	42 3/16″	42″	3″	**DP8CTTFR4242**	1,394.	1,497.	1,559.	1,607.	91.
	42 3/16″	48″	3″	**DP8CTTFR4248**	1,461.	1,573.	1,643.	1,695.	93.
	42 3/16″	60″	3″	**DP8CTTFR4260**	1,741.	1,872.	1,953.	2,014.	95.

Dimensions listed under h w d are actual to the nearest 1/8″

Ordering Information

Tiled Panel with Tile to Floor:

1. **Pattern Number**
2. **Top cap type**
3. **Top cap finish**
4. **Base raceway finish**
5. **Tile support profile**
6. **Panel fabric**

Order Code

Tiled Panel with Tile to Floor

Example:	**DP8CTTFR3618 4/117/K/117/2/B191**
DP8	Dividends Horizon Panel
C	Topway frame
TT	Tiled both sides
FR	Tile to floor side one, raceway side two
36	Height
18	Width
4	Radius Metal top cap
117	Soft Grey top cap finish
K	Knockouts for one-sided base raceway
117	Soft Grey base raceway finish
2	D2 style tile supports
B191	Fairfield light fabric

Included with:

Tiled Panel with Tile to Floor:

- **Panel frame**
- **Acoustic panel inserts**
- **Top cap**
- **Connection hardware**
- **Base raceway with knockout one side**
- **Tile to the floor one side**

Note: Panel to panel connector specified separately: DP8PPC for all DP8 to DP8 same height and type panel connections. DP8HLC for all others

Options

Tiled Panels With Tile To Floor One Side:

Full View Frame Option:
To specify full view frame for window or stacking applications, replace the "C" in pattern number with "V". No upcharge.

Monolithic Side Option:
For side 1 monolithic, side 2 tiled, change "TT" in pattern number to "MT" and deduct amount in far right column.

Tile to Floor Side Option:
Tile to floor standard on side 2. To specify tile to floor on side 1, change "RF" in pattern number to "FR".

Top Cap Options:
No Top Cap - Deduct $40; Radius and Flat Metal P1 as standard; P2 $2, P3 $4

Raceway Knockout Options:
(K) = Knockouts on raceway side
(N) = No knockouts on raceway side

Tile Support Options:
(1) = D1 External Reveal
(2) = D2 Recessed Reveal

Tiled Panels
Tile To Floor One Side
50″ and 57″ High

description	h	w	d	pattern no.	grade 10	20	30	40	deduct for Monolithic One Side
50″ High Tiled Panel Tile to Floor One Side	49 1/2″	15″	3″	**DP8CTTFR5015**	$1,159.	$1,245.	$1,297.	$1,344.	$87.
	49 1/2″	18″	3″	**DP8CTTFR5018**	1,159.	1,245.	1,297.	1,344.	87.
	49 1/2″	24″	3″	**DP8CTTFR5024**	1,243.	1,342.	1,396.	1,437.	90.
	49 1/2″	30″	3″	**DP8CTTFR5030**	1,309.	1,406.	1,468.	1,516.	87.
	49 1/2″	36″	3″	**DP8CTTFR5036**	1,386.	1,484.	1,545.	1,601.	81.
	49 1/2″	42″	3″	**DP8CTTFR5042**	1,467.	1,577.	1,645.	1,697.	76.
	49 1/2″	48″	3″	**DP8CTTFR5048**	1,540.	1,653.	1,726.	1,787.	74.
	49 1/2″	60″	3″	**DP8CTTFR5060**	1,775.	1,906.	1,992.	2,058.	95.
57″ High Tiled Panel Tile to Floor One Side	56 13/16″	15″	3″	**DP8CTTFR5715**	1,390.	1,490.	1,554.	1,604.	109.
	56 13/16″	18″	3″	**DP8CTTFR5718**	1,390.	1,490.	1,554.	1,604.	109.
	56 13/16″	24″	3″	**DP8CTTFR5724**	1,484.	1,592.	1,658.	1,717.	113.
	56 13/16″	30″	3″	**DP8CTTFR5730**	1,564.	1,685.	1,757.	1,813.	116.
	56 13/16″	36″	3″	**DP8CTTFR5736**	1,653.	1,780.	1,861.	1,918.	118.
	56 13/16″	42″	3″	**DP8CTTFR5742**	1,750.	1,879.	1,960.	2,030.	121.
	56 13/16″	48″	3″	**DP8CTTFR5748**	1,844.	1,982.	2,065.	2,136.	123.
	56 13/16″	60″	3″	**DP8CTTFR5760**	2,125.	2,288.	2,387.	2,472.	125.

Dimensions listed under h w d are actual to the nearest 1/8″

Ordering Information

Tiled Panel with Tile to Floor:

1. **Pattern Number**
2. **Top cap type**
3. **Top cap finish**
4. **Base raceway finish**
5. **Tile support profile**
6. **Panel fabric**

Order Code

Tiled Panel with Tile to Floor

Example:	**DP8CTTFR5018 4/117/K/117/2/B191**
DP8	Dividends Horizon Panel
C	Topway frame
TT	Tiled both sides
FR	Tile to floor side one, raceway side two
50	Height
18	Width
4	Radius Metal top cap
117	Soft Grey top cap finish
K	Knockouts for one-sided base raceway
117	Soft Grey base raceway finish
2	D2 style tile supports
B191	Fairfield light fabric

Included with:

Tiled Panel with Tile to Floor:

- **Panel frame**
- **Acoustic panel inserts**
- **Top cap**
- **Connection hardware**
- **Base raceway with knockout one side**
- **Tile to the floor one side**

Note: Panel to panel connector specified separately: DP8PPC for all DP8 to DP8 same height and type panel connections. DP8HLC for all others

Options

Tiled Panels With Tile To Floor One Side:

Full View Frame Option:
To specify full view frame for window or stacking applications, replace the "C" in pattern number with "V". No upcharge.

Monolithic Side Options:
For side 1 monolithic, side 2 tiled, change "TT" in pattern number to "MT" and deduct amount in far right column.

Tile to Floor Side Option:
Tile to floor standard on side 1. To specify tile to floor on side 2, change "RF" in pattern number to "FR".

Top Cap Options:
No Top Cap - Deduct $40; Radius and Flat Metal P1 as standard; P2 $2, P3 $4

Raceway Knockout Options:
(K) = Knockouts on raceway side
(N) = No knockouts on raceway side

Tile Support Options:
(1) = D1 External Reveal
(2) = D2 Recessed Reveal

Tiled Panels
Tile To Floor One Side
64″ and 78″ High

description	h	w	d	pattern no.	grade 10	20	30	40	deduct for Monolithic One Side
64″ High Tiled Panel Tile to Floor One Side	64 1/16″	15″	3″	**DP8CTTFR6415**	$1,464.	$1,572.	$1,643.	$1,695.	$131.
	64 1/16″	18″	3″	**DP8CTTFR6418**	1,464.	1,572.	1,643.	1,695.	131.
	64 1/16″	24″	3″	**DP8CTTFR6424**	1,564.	1,685.	1,751.	1,812.	138.
	64 1/16″	30″	3″	**DP8CTTFR6430**	1,647.	1,773.	1,855.	1,913.	134.
	64 1/16″	36″	3″	**DP8CTTFR6436**	1,744.	1,876.	1,958.	2,026.	135.
	64 1/16″	42″	3″	**DP8CTTFR6442**	1,846.	1,986.	2,072.	2,140.	137.
	64 1/16″	48″	3″	**DP8CTTFR6448**	1,940.	2,082.	2,175.	2,247.	138.
	64 1/16″	60″	3″	**DP8CTTFR6460**	2,238.	2,412.	2,521.	2,602.	138.
78″ High Tiled Panel Tile to Floor One Side	78 9/16″	15″	3″	**DP8CTTFR7815**	2,177.	2,346.	2,446.	2,532.	235.
	78 9/16″	18″	3″	**DP8CTTFR7818**	2,177.	2,346.	2,446.	2,532.	235.
	78 9/16″	24″	3″	**DP8CTTFR7824**	2,338.	2,515.	2,629.	2,714.	243.
	78 9/16″	30″	3″	**DP8CTTFR7830**	2,472.	2,654.	2,779.	2,873.	237.
	78 9/16″	36″	3″	**DP8CTTFR7836**	2,634.	2,837.	2,963.	3,066.	258.
	78 9/16″	42″	3″	**DP8CTTFR7842**	2,784.	2,997.	3,137.	3,240.	263.
	78 9/16″	48″	3″	**DP8CTTFR7848**	2,944.	3,176.	3,317.	3,432.	315.

Dimensions listed under h w d are actual to the nearest 1/8″

Ordering Information

Tiled Panel with Tile to Floor:

1. **Pattern Number**
2. **Top cap type**
3. **Top cap finish**
4. **Base raceway finish**
5. **Tile support profile**
6. **Panel fabric**

Order Code

Tiled Panel with Tile to Floor

Example:	**DP8CTTFR6418 4/117/K/117/2/B191**
DP8	Dividends Horizon Panel
C	Topway frame
TT	Tiled both sides
FR	Tile to floor side one, raceway side two
64	Height
18	Width
4	Radius Metal top cap
117	Soft Grey top cap finish
K	Knockouts for one-sided base raceway
117	Soft Grey base raceway finish
2	D2 style tile supports
B191	Fairfield light fabric

Included with:

Tiled Panel with Tile to Floor:

- **Panel frame**
- **Acoustic panel inserts**
- **Top cap**
- **Connection hardware**
- **Base raceway with knockout one side**
- **Tile to the floor one side**

Note: Panel to panel connector specified separately: DP8PPC for all DP8 to DP8 same height and type panel connections. DP8HLC for all others

Options

Tiled Panels With Tile To Floor One Side:

Full View Frame Option:
To specify full view frame for window or stacking applications, replace the "C" in pattern number with "V". No upcharge.

Monolithic Side Options:
For side 1 monolithic, side 2 tiled, change "TT" in pattern number to "MT" and deduct amount in far right column.

Tile to Floor Side Option:
Tile to floor standard on side 1. To specify tile to floor on side 2, change "RF" in pattern number to "FR".

Top Cap Options:
No Top Cap - Deduct $40; Radius and Flat Metal P1 as standard; P2 $2, P3 $4

Raceway Knockout Options:
(K) = Knockouts on raceway side
(N) = No knockouts on raceway side

Tile Support Options:
(1) = D1 External Reveal
(2) = D2 Recessed Reveal

Tiled Panels

28″ Lower Tile and Base Raceway
42″ and 50″ High

description	h	w	d	pattern no.	grade 10	20	30	40	Deduct for Monolithic One Side
42″ High Tiled Panel with 28″ Lower Tile and Base Raceway 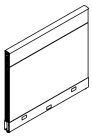	42 3/16″	15″	3″	**DP8CPPRR4215**	$961.	$1,038.	$1,087.	$1,128.	$59.
	42 3/16″	18″	3″	**DP8CPPRR4218**	961.	1,038.	1,087.	1,128.	59.
	42 3/16″	24″	3″	**DP8CPPRR4224**	1,022.	1,108.	1,154.	1,197.	59.
	42 3/16″	30″	3″	**DP8CPPRR4230**	1,099.	1,189.	1,241.	1,284.	60.
	42 3/16″	36″	3″	**DP8CPPRR4236**	1,178.	1,275.	1,335.	1,388.	62.
	42 3/16″	42″	3″	**DP8CPPRR4242**	1,260.	1,361.	1,425.	1,478.	62.
	42 3/16″	48″	3″	**DP8CPPRR4248**	1,331.	1,441.	1,510.	1,566.	63.
	42 3/16″	60″	3″	**DP8CPPRR4260**	1,608.	1,738.	1,819.	1,889.	64.
50″ High Tiled Panel with 28″ Lower Tile and Base Raceway 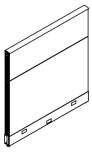	49 1/2″	15″	3″	**DP8CPPRR5015**	993.	1,073.	1,128.	1,173.	58.
	49 1/2″	18″	3″	**DP8CPPRR5018**	993.	1,073.	1,128.	1,173.	58.
	49 1/2″	24″	3″	**DP8CPPRR5024**	1,072.	1,170.	1,221.	1,266.	60.
	49 1/2″	30″	3″	**DP8CPPRR5030**	1,138.	1,234.	1,290.	1,343.	58.
	49 1/2″	36″	3″	**DP8CPPRR5036**	1,211.	1,312.	1,369.	1,421.	54.
	49 1/2″	42″	3″	**DP8CPPRR5042**	1,285.	1,399.	1,464.	1,518.	50.
	49 1/2″	48″	3″	**DP8CPPRR5048**	1,361.	1,476.	1,550.	1,606.	49.
	49 1/2″	60″	3″	**DP8CPPRR5060**	1,640.	1,777.	1,857.	1,927.	64.

Dimensions listed under h w d are actual to the nearest 1/8″

Ordering Information

Tiled Panel with 28″ Lower Tile and Base Raceway:

1. **Pattern Number**
2. **Top cap type**
3. **Top cap finish**
4. **Raceway knockout option**
5. **Raceway trim finish**
6. **Tile support profile**
7. **Panel fabric**

Order Code

Tiled Panels with 28″ Lower Tile and Base Raceway

Example:	**DP8CPPRR4218 4/117/K/117/2/B191**
DP8	Dividends Horizon Panel
C	Topway frame
PP	Tiled both sides, 28″ Lower Tile
RR	Raceway both sides
42	Height
18	Width
4	Radius Metal top cap
117	Soft Grey top cap finish
K	Base raceway with knockouts both sides
117	Soft Grey base raceway finish
2	D2 style tile supports
B191	Fairfield light fabric

Included with:

Tiled Panel with Standard Base Raceway and 28″ Base Tile:

- **Panel frame**
- **Acoustic panel inserts**
- **Base raceway covers**
- **Top cap**
- **Connection hardware**

Note: Panel to panel connector specified separately: DP8PPC for all DP8 to DP8 same height and type panel connections. DP8HLC for all others

Options

Tiled Panel with 28″ Lower Tile and Base Raceway:

Full View Frame Option:
To specify full view frame for window or stacking applications, replace the "C" in pattern number with "V". No upcharge.

Monolithic Side Option:
For side 1 monolithic, side 2 tiled, change "PP" in pattern number to "MP" and deduct amount in far right column.

Top Cap Options:
No Top Cap - Deduct $40; Radius and Flat Metal P1 as standard; P2 $2, P3 $4

Raceway Knockout Options:
(K) = Knockouts on raceway side
(N) = No knockouts

Tile Support Options:
(1) = D1 External Reveal
(2) = D2 Recessed Reveal

Tiled Panels
28″ Lower Tile and Base Raceway
57″ and 64″ High

description	h	w	d	pattern no.	grade 10	20	30	40	Deduct for Monolithic One Side
57″ High Tiled Panel with 28″ Lower Tile and Base Raceway	56 13/16″	15″	3″	**DP8CPPRR5715**	$1,213.	$1,319.	$1,378.	$1,425.	$73.
	56 13/16″	18″	3″	**DP8CPPRR5718**	1,213.	1,319.	1,378.	1,425.	73.
	56 13/16″	24″	3″	**DP8CPPRR5724**	1,312.	1,413.	1,484.	1,536.	76.
	56 13/16″	30″	3″	**DP8CPPRR5730**	1,389.	1,503.	1,569.	1,628.	78.
	56 13/16″	36″	3″	**DP8CPPRR5736**	1,476.	1,596.	1,678.	1,731.	79.
	56 13/16″	42″	3″	**DP8CPPRR5742**	1,567.	1,693.	1,776.	1,840.	81.
	56 13/16″	48″	3″	**DP8CPPRR5748**	1,653.	1,788.	1,871.	1,942.	82.
	56 13/16″	60″	3″	**DP8CPPRR5760**	1,994.	2,151.	2,258.	2,338.	85.
64″ High Tiled Panel with 28″ Lower Tile and Base Raceway	64 1/16″	15″	3″	**DP8CPPRR6415**	1,283.	1,396.	1,462.	1,512.	89.
	64 1/16″	18″	3″	**DP8CPPRR6418**	1,283.	1,396.	1,462.	1,512.	89.
	64 1/16″	24″	3″	**DP8CPPRR6424**	1,389.	1,503.	1,568.	1,627.	93.
	64 1/16″	30″	3″	**DP8CPPRR6430**	1,468.	1,585.	1,671.	1,727.	90.
	64 1/16″	36″	3″	**DP8CPPRR6436**	1,566.	1,691.	1,773.	1,837.	91.
	64 1/16″	42″	3″	**DP8CPPRR6442**	1,657.	1,796.	1,882.	1,944.	92.
	64 1/16″	48″	3″	**DP8CPPRR6448**	1,754.	1,893.	1,978.	2,057.	93.
	64 1/16″	60″	3″	**DP8CPPRR6460**	2,111.	2,279.	2,387.	2,471.	93.

Dimensions listed under h w d are actual to the nearest 1/8″

Ordering Information

Tiled Panel with 28″ Lower Tile and Base Raceway:

1. **Pattern Number**
2. **Top cap type**
3. **Top cap finish**
4. **Raceway knockout option**
5. **Raceway trim finish**
6. **Tile support style**
7. **Panel fabric**

Order Code

Tiled Panels with 28″ Lower Tile and Base Raceway

Example:	**DP8CPPRR5718 4/117/K/117/2/B191**
DP8	Dividends Horizon Panel
C	Topway frame
PP	Tiled both sides, 28″ Lower Tile
RR	Raceway both sides
57	Height
18	Width
4	Radius Metal top cap
117	Soft Grey top cap finish
K	Base raceway with knockouts both sides
117	Soft Grey base raceway finish
2	D2 style tile support
B191	Fairfield light fabric

Included with:

Tiled Panel with Standard Base Raceway and 28″ Base Tile:

- **Panel frame**
- **Acoustic panel inserts**
- **Base raceway covers**
- **Top cap**
- **Connection hardware**

Note: Panel to panel connector specified separately: DP8PPC for all DP8 to DP8 same height and type panel connections. DP8HLC for all others

Options

Tiled Panels with 28″ Lower Tile and Base Raceway:

Full View Frame Option:
To specify full view frame for window or stacking applications, replace the "C" in pattern number with "V". No upcharge.

Monolithic Side Option:
For side 1 monolithic, side 2 tiled, change "PP" in pattern number to "MP" and deduct amount in far right column.

Top Cap Options:
No Top Cap - Deduct $40; Radius and Flat Metal P1 as standard; P2 $2, P3 $4

Raceway Knockout Options:
(K) = Knockouts on raceway side
(N) = No knockouts

Tile Support Options:
(1) = D1 External Reveal
(2) = D2 Recessed Reveal

Tiled Panels
28″ Lower Tile and Base Raceway
78″ High

78″ High Tiled Panel with 28″ Lower Tile and Base Raceway

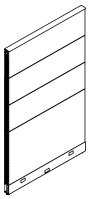

description	h	w	d	pattern no.	grade 10	20	30	40	deduct for Monolithic One Side
	78 9/16″	15″	3″	**DP8CPPRR7815**	$2,053.	$2,211.	$2,314.	$2,399.	$158.
	78 9/16″	18″	3″	**DP8CPPRR7818**	2,053.	2,211.	2,314.	2,399.	158.
	78 9/16″	24″	3″	**DP8CPPRR7824**	2,202.	2,384.	2,497.	2,582.	163.
	78 9/16″	30″	3″	**DP8CPPRR7830**	2,338.	2,522.	2,642.	2,742.	160.
	78 9/16″	36″	3″	**DP8CPPRR7836**	2,505.	2,700.	2,832.	2,929.	173.
	78 9/16″	42″	3″	**DP8CPPRR7842**	2,653.	2,865.	2,999.	3,112.	176.
	78 9/16″	48″	3″	**DP8CPPRR7848**	2,815.	3,044.	3,187.	3,300.	211.

Dimensions listed under h w d are actual to the nearest 1/8″

Ordering Information

Tiled Panel with 28″ Lower Tile and Base Raceway:

1. **Pattern Number**
2. **Top cap type**
3. **Top cap finish**
4. **Raceway knockout option**
5. **Raceway trim finish**
6. **Tile support style**
7. **Panel fabric**

Order Code

Tiled Panels with 28″ Lower Tile and Base Raceway

Example:	**DP8CPPRR7818 4/117/K/117/2/B191**
DP8	Dividends Horizon Panel
C	Topway frame
PP	Tiled both sides, 28″ Lower Tile
RR	Raceway both sides
78	Height
18	Width
4	Radius Metal top cap
117	Soft Grey top cap finish
K	Base raceway with knockouts both sides
117	Soft Grey base raceway finish
2	D2 style tile support
B191	Fairfield light fabric

Included with:

Tiled Panel with Standard Base Raceway and 28″ Base Tile:

- **Panel frame**
- **Acoustic panel inserts**
- **Base raceway covers**
- **Top cap**
- **Connection hardware**

Note: Panel to panel connector specified separately: DP8PPC for all DP8 to DP8 same height and type panel connections. DP8HLC for all others

Options

Tiled Panels with 28″ Lower Tile and Base Raceway:

Full View Frame Option:
To specify full view frame for window or stacking applications, replace the "C" in pattern number with "V". No upcharge.

Monolithic Side Option:
For side 1 monolithic, side 2 tiled, change "PP" in pattern number to "MP" and deduct amount in far right column.

Top Cap Options:
No Top Cap - Deduct $40; Radius and Flat Metal P1 as standard; P2 $2, P3 $4

Raceway Knockout Options:
(K) = Knockouts on raceway side
(N) = No knockouts

Tile Support Options:
(1) = D1 External Reveal
(2) = D2 Recessed Reveal

Tiled Panels
28″ Lower Tile and Open Base
42″ and 50″ High

description	h	w	d	pattern no.	grade 10	20	30	40	Deduct for Monolithic One Side
42″ High Tiled Panel with 28″ Lower Tile and Open Base 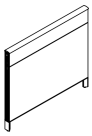	42 3/16″	18″	3″	**DP8CPPLL4218**	$961.	$1,038.	$1,087.	$1,128.	$59.
	42 3/16″	24″	3″	**DP8CPPLL4224**	1,022.	1,108.	1,154.	1,197.	59.
	42 3/16″	30″	3″	**DP8CPPLL4230**	1,099.	1,189.	1,241.	1,284.	60.
	42 3/16″	36″	3″	**DP8CPPLL4236**	1,178.	1,275.	1,335.	1,388.	62.
	42 3/16″	42″	3″	**DP8CPPLL4242**	1,260.	1,361.	1,425.	1,478.	62.
	42 3/16″	48″	3″	**DP8CPPLL4248**	1,331.	1,441.	1,510.	1,566.	63.
	42 3/16″	60″	3″	**DP8CPPLL4260**	1,608.	1,738.	1,819.	1,889.	64.
50″ High Tiled Panel with 28″ Lower Tile and Open Base 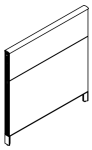	49 1/2″	18″	3″	**DP8CPPLL5018**	993.	1,073.	1,128.	1,173.	58.
	49 1/2″	24″	3″	**DP8CPPLL5024**	1,072.	1,170.	1,221.	1,266.	60.
	49 1/2″	30″	3″	**DP8CPPLL5030**	1,138.	1,234.	1,290.	1,343.	58.
	49 1/2″	36″	3″	**DP8CPPLL5036**	1,211.	1,312.	1,369.	1,421.	54.
	49 1/2″	42″	3″	**DP8CPPLL5042**	1,285.	1,399.	1,464.	1,518.	50.
	49 1/2″	48″	3″	**DP8CPPLL5048**	1,361.	1,476.	1,550.	1,606.	49.
	49 1/2″	60″	3″	**DP8CPPLL5060**	1,640.	1,777.	1,857.	1,927.	64.

Dimensions listed under h w d are actual to the nearest 1/8″

Ordering Information

Tiled Panels with 28″ Lower Tile and Open Base:

1. **Pattern Number**
2. **Top cap type**
3. **Top cap trim finish**
4. **Base support trim finish**
5. **Tile support style**
6. **Panel fabric**

Order Code

Tiled Panels with 28″ Lower Tile and Open Base

Example:	**DP8CPPLL4218 4/117/KK/117/2/B191**
DP8	Dividends Horizon Panel
C	Topway frame
PP	Tiled both sides, 28″ Lower Tile
LL	Open Base
42	Height
18	Width
4	Radius Metal top cap
117	Soft Grey top cap finish
117	Soft Grey base support finish
2	D2 style tile supports
B191	Fairfield light fabric

Included with:

Tiled Panels with 28″ Lower Tile and Open Base:

- **Panel frame**
- **Acoustic panel inserts**
- **Open base**
- **Top cap**
- **Connection hardware**

Note: Panel to panel connector specified separately: DP8PPC for all DP8 to DP8 same height and type panel connections. DP8HLC for all others

Options

Tiled Panels with 28″ Lower Tile and Open Base:

Full View Frame Option:
To specify full view frames for window or stacking applications, replace the "C" in pattern number with "V". No upcharge.

Monolithic Side Option:
To specify monolithic on side one of panel, change "PP" in pattern number to "MP" and deduct amount in far right column.

Top Cap Options:
No Top Cap - Deduct $40; Radius and Flat Metal P1 as standard; P2 $2, P3 $4

Base Raceway Knockout Options:

(K) = Knockouts on raceway side
(N) = No knockouts

Tile Support Options:
(1) = D1 External Reveal
(2) = D2 Recessed Reveal

Tiled Panels

28″ Lower Tile and Open Base
57″ and 64″ High

description	h	w	d	pattern no.	grade 10	20	30	40	deduct for Monolithic One Side
57″ High Tiled Panel with 28″ Lower Tile and Open Base 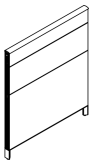	56 13/16″	18″	3″	**DP8CPPLL5718**	$1,213.	$1,319.	$1,378.	$1,425.	$73.
	56 13/16″	24″	3″	**DP8CPPLL5724**	1,312.	1,413.	1,484.	1,536.	76.
	56 13/16″	30″	3″	**DP8CPPLL5730**	1,389.	1,503.	1,569.	1,628.	78.
	56 13/16″	36″	3″	**DP8CPPLL5736**	1,476.	1,596.	1,678.	1,731.	79.
	56 13/16″	42″	3″	**DP8CPPLL5742**	1,567.	1,693.	1,776.	1,840.	81.
	56 13/16″	48″	3″	**DP8CPPLL5748**	1,653.	1,788.	1,871.	1,942.	82.
	56 13/16″	60″	3″	**DP8CPPLL5760**	1,994.	2,151.	2,258.	2,338.	85.
64″ High Tiled Panel with 28″ Lower Tile and Open Base 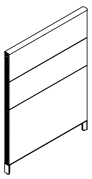	64 1/16″	18″	3″	**DP8CPPLL6418**	1,283.	1,396.	1,462.	1,512.	89.
	64 1/16″	24″	3″	**DP8CPPLL6424**	1,389.	1,503.	1,568.	1,627.	93.
	64 1/16″	30″	3″	**DP8CPPLL6430**	1,468.	1,585.	1,671.	1,727.	90.
	64 1/16″	36″	3″	**DP8CPPLL6436**	1,566.	1,691.	1,773.	1,837.	91.
	64 1/16″	42″	3″	**DP8CPPLL6442**	1,657.	1,796.	1,882.	1,944.	92.
	64 1/16″	48″	3″	**DP8CPPLL6448**	1,754.	1,893.	1,978.	2,057.	93.
	64 1/16″	60″	3″	**DP8CPPLL6460**	2,111.	2,279.	2,387.	2,471.	93.

Dimensions listed under h w d are actual to the nearest 1/8″

Ordering Information

Tiled Panels with 28″ Lower Tile and Open Base:

1. **Pattern Number**
2. **Top cap type**
3. **Top cap trim finish**
4. **Base support trim finish**
5. **Tile support style**
6. **Panel fabric**

Order Code

Tiled Panels with 28″ Lower Tile and Open Base

Example:	**DP8CPPLL5718 4/117/KK/117/2/B191**
DP8	Dividends Horizon Panel
C	Topway frame
PP	Tiled both sides, 28″ Lower Tile
LL	Open Base
57	Height
18	Width
4	Radius Metal top cap
117	Soft Grey top cap finish
117	Soft Grey base support finish
2	D2 style tile support
B191	Fairfield light fabric

Included with:

Tiled Panels with 28″ Lower Tile and Open Base:

- **Panel frame**
- **Acoustic panel inserts**
- **Open base**
- **Top cap**
- **Connection hardware**

Note: Panel to panel connector specified separately: DP8PPC for all DP8 to DP8 same height and type panel connections. DP8HLC for all others

Options

Tiled Panels with 28″ Lower Tile and Open Base:

Full View Frame Option:
To specify full view frames for window or stacking applications, replace the "C" in pattern number with "V". No upcharge.

Monolithic Side Option:
To specify monolithic on side one of panel, change "PP" in pattern number to "MP" and deduct amount in far right column.

Top Cap Options:
No Top Cap - Deduct $40; Radius and Flat Metal P1 as standard; P2 $2, P3 $4

Base Raceway Knockout Options:

(K) = Knockouts on raceway side
(N) = No knockouts

Tile Support Options:
(1) = D1 External Reveal
(2) = D2 Recessed Reveal

Tiled Panels
28″ Lower Tile and Open Base
78″ High

description	h	w	d	pattern no.	grade 10	20	30	40	deduct for Monolithic One Side
78″ High Tiled Panel with 28″ Lower Tile and Open Base	78 9/16″	18″	3″	**DP8CPPLL7818**	$2,053.	$2,211.	$2,314.	$2,399.	$158.
	78 9/16″	24″	3″	**DP8CPPLL7824**	2,202.	2,384.	2,497.	2,582.	163.
	78 9/16″	30″	3″	**DP8CPPLL7830**	2,338.	2,522.	2,642.	2,742.	160.
	78 9/16″	36″	3″	**DP8CPPLL7836**	2,505.	2,700.	2,832.	2,929.	173.
	78 9/16″	42″	3″	**DP8CPPLL7842**	2,653.	2,865.	2,999.	3,112.	176.
	78 9/16″	48″	3″	**DP8CPPLL7848**	2,815.	3,044.	3,187.	3,300.	211.

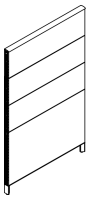

Dimensions listed under h w d are actual to the nearest 1/8″

Ordering Information

Tiled Panels with 28″ Lower Tile and Open Base:

1. **Pattern Number**
2. **Top cap type**
3. **Top cap trim finish**
4. **Base support trim finish**
5. **Tile support style**
6. **Panel fabric**

Order Code

Tiled Panels with 28″ Lower Tile and Open Base

Example:	**DP8CPPLL7818 4/117/KK/117/2/B191**
DP8	Dividends Horizon Panel
C	Topway frame
PP	Tiled both sides, 28″ Lower Tile
LL	Open Base
78	Height
18	Width
4	Radius Metal top cap
117	Soft Grey top cap finish
117	Soft Grey base support finish
2	D2 style tile support
B191	Fairfield light fabric

Included with:

Tiled Panels with 28″ Lower Tile and Open Base:

- **Panel frame**
- **Acoustic panel inserts**
- **Open base**
- **Top cap**
- **Connection hardware**

Note: Panel to panel connector specified separately: DP8PPC for all DP8 to DP8 same height and type panel connections. DP8HLC for all others

Options

Tiled Panels with 28″ Lower Tile and Open Base:

Full View Frame Option:
To specify full view frames for window or stacking applications, replace the "C" in pattern number with "V". No upcharge.

Monolithic Side Option:
To specify monolithic on side one of panel, change "PP" in pattern number to "MP" and deduct amount in far right column.

Top Cap Options:
No Top Cap - Deduct $40; Radius and Flat Metal P1 as standard; P2 $2, P3 $4

Base Raceway Knockout Options:

(K) = Knockouts on raceway side
(N) = No knockouts

Tile Support Options:
(1) = D1 External Reveal
(2) = D2 Recessed Reveal

Tiled Panels

28″ Lower Tile and Tile To Floor
42″ and 50″ High

description	h	w	d	pattern no.	grade 10	20	30	40	Deduct for 1 side Monolithic
42″ High Tiled Panel with 28″ Lower Tile and Tile to Floor	42 3/16″	15″	3″	**DP8CPPFR4215**	$996.	$1,073.	$1,122.	$1,163.	$59.
	42 3/16″	18″	3″	**DP8CPPFR4218**	996.	1,073.	1,122.	1,163.	59.
	42 3/16″	24″	3″	**DP8CPPFR4224**	1,057.	1,143.	1,189.	1,232.	59.
	42 3/16″	30″	3″	**DP8CPPFR4230**	1,134.	1,224.	1,276.	1,319.	60.
	42 3/16″	36″	3″	**DP8CPPFR4236**	1,213.	1,310.	1,370.	1,423.	62.
	42 3/16″	42″	3″	**DP8CPPFR4242**	1,295.	1,396.	1,460.	1,513.	62.
	42 3/16″	48″	3″	**DP8CPPFR4248**	1,366.	1,476.	1,545.	1,601.	63.
	42 3/16″	60″	3″	**DP8CPPFR4260**	1,643.	1,773.	1,854.	1,924.	64.
50″ High Tiled Panel with 28″ Lower Tile and Tile to Floor	49 1/2″	15″	3″	**DP8CPPFR5015**	1,028.	1,108.	1,163.	1,208.	58.
	49 1/2″	18″	3″	**DP8CPPFR5018**	1,028.	1,108.	1,163.	1,208.	58.
	49 1/2″	24″	3″	**DP8CPPFR5024**	1,107.	1,205.	1,256.	1,301.	60.
	49 1/2″	30″	3″	**DP8CPPFR5030**	1,173.	1,269.	1,325.	1,378.	58.
	49 1/2″	36″	3″	**DP8CPPFR5036**	1,246.	1,347.	1,404.	1,456.	54.
	49 1/2″	42″	3″	**DP8CPPFR5042**	1,320.	1,434.	1,499.	1,553.	50.
	49 1/2″	48″	3″	**DP8CPPFR5048**	1,396.	1,511.	1,585.	1,641.	49.
	49 1/2″	60″	3″	**DP8CPPFR5060**	1,675.	1,812.	1,892.	1,962.	64.

Dimensions listed under h w d are actual to the nearest 1/8″

Ordering Information

Tiled Panels with 28″ Lower Tile and Tile To Floor:

1. **Pattern Number**
2. **Top cap type**
3. **Top cap finish**
4. **Knockout option**
5. **Base raceway finish**
6. **Tile support style**
7. **Panel fabric**

Order Code

Tiled Panels with 28″ Lower Tile and Tile To Floor:

Example:	**DP8CPPFF4218 4/117/K/117/2B191**
DP8CPP FF4218	Pattern number
4	Radius Metal top cap
117	Soft Grey top cap finish
K	Base raceway with knockouts
117	Soft grey base raceway finish
2	D2 style tile supports
B191	Fairfield light fabric

Included with:

Tiled Panels with 28″ Lower Tile and Tile To Floor:

- **Panel frame**
- **Acoustic panel inserts**
- **Top cap**
- **Connection hardware**
- **Tile to floor side 1**
- **Base raceway with knockout when required side 2**

Note: Panel to panel connector specified separately: DP8PPC for all DP8 to DP8 same height and type panel connections. DP8HLC for all others

Options

Tiled Panels with 28″ Lower Tile and Tile To Floor:

Full View Frame Option:
To specify full view frames for window or stacking applications, replace the "C" in pattern number with "V". No upcharge.

Tile to Floor Side Option:
Tile to Floor standard on side 1. To specify tile to floor on side 2, change "FR" in pattern number to "RF".

Monolithic Side Option:
To specify monolithic on side one of panel, change "PP" in pattern number to "MP" and deduct amount in far right column. Top Cap Options:
No Top Cap - Deduct $40; Radius and Flat Metal P1 as standard; P2 $2, P3 $4

Raceway Knockout Options:
(K) = Knockouts on raceway side
(N) = No knockouts

Tile Support Options:
(1) = D1 External Reveal
(2) = D2 Recessed Reveal

Tiled Panels
28″ Lower Tile and Tile To Floor
57″ and 64″ High

description	h	w	d	pattern no.	grade 10	20	30	40	deduct for 1 side Monolithic
57″ High Tiled Panel with 28″ Lower Tile and Tile to Floor	56 13/16″	15″	3″	**DP8CPPFR5715**	$1,248.	$1,354.	$1,413.	$1,460.	$73.
	56 13/16″	18″	3″	**DP8CPPFR5718**	1,248.	1,354.	1,413.	1,460.	73.
	56 13/16″	24″	3″	**DP8CPPFR5724**	1,347.	1,448.	1,519.	1,571.	76.
	56 13/16″	30″	3″	**DP8CPPFR5730**	1,424.	1,538.	1,604.	1,663.	78.
	56 13/16″	36″	3″	**DP8CPPFR5736**	1,511.	1,631.	1,713.	1,766.	79.
	56 13/16″	42″	3″	**DP8CPPFR5742**	1,602.	1,728.	1,811.	1,875.	81.
	56 13/16″	48″	3″	**DP8CPPFR5748**	1,688.	1,823.	1,906.	1,977.	82.
	56 13/16″	60″	3″	**DP8CPPFR5760**	2,029.	2,186.	2,293.	2,373.	85.
64″ High Tiled Panel with 28″ Lower Tile and Tile to Floor	64 1/16″	15″	3″	**DP8CPPFR6415**	1,318.	1,431.	1,497.	1,547.	89.
	64 1/16″	18″	3″	**DP8CPPFR6418**	1,318.	1,431.	1,497.	1,547.	89.
	64 1/16″	24″	3″	**DP8CPPFR6424**	1,424.	1,538.	1,603.	1,662.	93.
	64 1/16″	30″	3″	**DP8CPPFR6430**	1,503.	1,620.	1,706.	1,762.	90.
	64 1/16″	36″	3″	**DP8CPPFR6436**	1,601.	1,726.	1,808.	1,872.	91.
	64 1/16″	42″	3″	**DP8CPPFR6442**	1,692.	1,831.	1,917.	1,979.	92.
	64 1/16″	48″	3″	**DP8CPPFR6448**	1,789.	1,928.	2,013.	2,092.	93.
	64 1/16″	60″	3″	**DP8CPPFR6460**	2,146.	2,314.	2,422.	2,506.	93.

Dimensions listed under h w d are actual to the nearest 1/8″

Ordering Information

Tiled Panels with 28″ Lower Tile and Tile To Floor:

1. **Pattern Number**
2. **Top cap type**
3. **Top cap finish**
4. **Knockout option**
5. **Base raceway finish**
6. **Tile support style**
7. **Panel fabric**

Order Code

Tiled Panels with 28″ Lower Tile and Tile To Floor:

Example:	**DP8CPPFF4218 4/117/K/117/2/B191**
DP8CPP FF4218	Pattern number
4	Radius Metal top cap
117	Soft Grey top cap finish
K	Base raceway with knockouts
117	Soft Grey base raceway finish
2	D2 style tile supports
B191	Fairfield light fabric

Included with:

Tiled Panels with 28″ Lower Tile and Tile To Floor:

- **Panel frame**
- **Acoustic panel inserts**
- **Top cap**
- **Connection hardware**
- **Tile to floor side 1**
- **Base raceway with knockout when required side 2**

Note: Panel to panel connector specified separately: DP8PPC for all DP8 to DP8 same height and type panel connections. DP8HLC for all others

Options

Tiled Panels with 28″ Lower Tile and Tile To Floor:

Full View Frame Option:
To specify full view frames for window or stacking applications, replace the "C" in pattern number with "V". No upcharge.

Tile to Floor Side Option:
Tile to Floor standard on side 1. To specify tile to floor on side 2, change "FR" in pattern number to "RF".

Monolithic Side Option:
To specify monolithic on side one of panel, change "PP" in pattern number to "MP" and deduct amount in far right column.

Top Cap Options:
No Top Cap - Deduct $40; Radius and Flat Metal P1 as standard; P2 $2, P3 $4

Raceway Knockout Options:
(K) = Knockouts on raceway side
(N) = No knockouts

Tile Support Options:
(1) = D1 External Reveal
(2) = D2 Recessed Reveal

Tiled Panels
28″ Lower Tile and Tile To Floor
78″ High

description	h	w	d	pattern no.	grade 10	20	30	40	deduct for 1 side Monolithic
78″ High Tiled Panel with 28″ Lower Tile and Tile to Floor	78 9/16″	15″	3″	**DP8CPPFR7815**	$2,088.	$2,246.	$2,349.	$2,434.	$158.
	78 9/16″	18″	3″	**DP8CPPFR7818**	2,088.	2,246.	2,349.	2,434.	158.
	78 9/16″	24″	3″	**DP8CPPFR7824**	2,237.	2,419.	2,532.	2,617.	163.
	78 9/16″	30″	3″	**DP8CPPFR7830**	2,373.	2,557.	2,677.	2,777.	160.
	78 9/16″	36″	3″	**DP8CPPFR7836**	2,540.	2,735.	2,867.	2,964.	173.
	78 9/16″	42″	3″	**DP8CPPFR7842**	2,688.	2,900.	3,034.	3,147.	176.
	78 9/16″	48″	3″	**DP8CPPFR7848**	2,850.	3,079.	3,222.	3,335.	211.

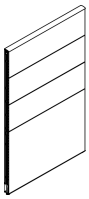

Ordering Information

Tiled Panels with 28″ Lower Tile and Tile To Floor:

1. **Pattern Number**
2. **Top cap type**
3. **Top cap finish**
4. **Knockout option**
5. **Base raceway finish**
6. **Tile support style**
7. **Panel fabric**

Order Code

Tiled Panels with 28″ Lower Tile and Tile To Floor:

Example:	**DP8CPPFF4218 4/117/K/117/2/B191**
DP8CPP FF4218	Pattern number
4	Radius Metal top cap
117	Soft Grey top cap finish
K	Base raceway with knockouts
117	Soft Grey base raceway finish
2	D2 style tile supports
B191	Fairfield light fabric

Included with:

Tiled Panels with 28″ Lower Tile and Tile To Floor:

- **Panel frame**
- **Acoustic panel inserts**
- **Top cap**
- **Connection hardware**
- **Base raceway with knockout when required**

Note: Panel to panel connector specified separately: DP8PPC for all DP8 to DP8 same height and type panel connections. DP8HLC for all others

Options

Tiled Panels with 28″ Lower Tile and Tile To Floor:

Full View Frame Option:
To specify full view frames for window or stacking applications, replace the "C" in pattern number with "V". No upcharge.

Tile to Floor Side Option:
Tile to Floor standard on side 1. To specify tile to floor on side 2, change "FR" in pattern number to "RF".

Monolithic Side Option:
To specify monolithic on side one of panel, change "PP" in pattern number to "MP" and deduct amount in far right column.

Top Cap Options:
No Top Cap - Deduct $40; Radius and Flat Metal P1 as standard; P2 $2, P3 $4

Raceway Knockout Options:
(K) = Knockouts on raceway side
(N) = No knockouts

Tile Support Options:
(1) = D1 External Reveal
(2) = D2 Recessed Reveal

Beltway Panels
Standard Base Raceway
42″ and 50″ High

description	h	w	d	pattern no.	grade 10	20	30	40	Deduct for Monolithic on side 2
42″ Beltway Panels with Standard Base Raceway	42 3/16″	18″	3″	**DP8CBBRR4218**	$1,009.	$1,087.	$1,134.	$1,170.	$92.
	42 3/16″	24″	3″	**DP8CBBRR4224**	1,138.	1,218.	1,275.	1,320.	114.
	42 3/16″	30″	3″	**DP8CBBRR4230**	1,244.	1,337.	1,398.	1,438.	123.
	42 3/16″	36″	3″	**DP8CBBRR4236**	1,358.	1,462.	1,525.	1,577.	136.
	42 3/16″	42″	3″	**DP8CBBRR4242**	1,466.	1,580.	1,653.	1,705.	142.
	42 3/16″	48″	3″	**DP8CBBRR4248**	1,561.	1,683.	1,752.	1,814.	153.
	42 3/16″	60″	3″	**DP8CBBRR4260**	1,764.	1,901.	1,983.	2,053.	153.
50″ Beltway Panels with Standard Base Raceway 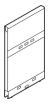	49 1/2″	18″	3″	**DP8CBBRR5018**	1,045.	1,125.	1,173.	1,211.	91.
	49 1/2″	24″	3″	**DP8CBBRR5024**	1,190.	1,276.	1,335.	1,380.	115.
	49 1/2″	30″	3″	**DP8CBBRR5030**	1,288.	1,382.	1,438.	1,491.	119.
	49 1/2″	36″	3″	**DP8CBBRR5036**	1,388.	1,492.	1,561.	1,610.	125.
	49 1/2″	42″	3″	**DP8CBBRR5042**	1,493.	1,610.	1,687.	1,743.	131.
	49 1/2″	48″	3″	**DP8CBBRR5048**	1,592.	1,717.	1,793.	1,857.	136.
	49 1/2″	60″	3″	**DP8CBBRR5060**	1,801.	1,940.	2,030.	2,097.	136.

Dimensions listed under h w d are actual to the nearest 1/16″

Ordering Information

Beltway Panel with Standard Base Raceway:

1. **Pattern Number**
2. **Top cap type**
3. **Top cap finish**
4. **Base raceway knockout option**
5. **Base raceway finish**
6. **Beltway finish**
7. **Panel fabric**

Order Code

Beltway Panel with Standard Base Raceway

Example:	**DP8CBBRR4218 4/117/K/117/117/B191**
DP8CBB RR4218	Pattern number
4	Radius Metal top cap
117	Soft Grey top cap finish
K	Base Raceway with knockouts both sides
117	Soft Grey base raceway finish
117	Beltway finish
B191	Fairfield light fabric

Included with:

Beltway Panel with Standard Base Raceway:

- **Panel frame**
- **Acoustic panel inserts**
- **Base raceway covers**
- **Beltway covers**
- **Top cap**
- **Connection hardware**

Note: Panel to panel connector specified separately: DP8PPC for all DP8 to DP8 same height and type panel connections. DP8HLC for all others

Options

Beltway Panel with Standard Raceway Options:

Full View Frame Option:
To specify full view frames for window or stacking applications, replace the "C" in pattern number with "V". No upcharge.

Monolithic Side Option:
To specify monolithic on side one of panel, change "BB" in pattern number to "MB" and deduct amount in far right column.

Top Cap Options:
No Top Cap - Deduct $40; Radius and Flat Metal P1 as standard; P2 $2, P3 $4

Raceway Knockout Options:
(K) = Knockouts on raceway side
(N) = No Knockouts

Beltway Panels
Standard Base Raceway
57″, 64″ and 78″ High

description	h	w	d	pattern no.	grade 10	20	30	40	Deduct for Monolithic on side 2
57″ Beltway Panels with Standard Base Raceway 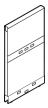	56 13/16″	18″	3″	**DP8CBBRR5718**	$1,113.	$1,197.	$1,249.	$1,295.	$91.
	56 13/16″	24″	3″	**DP8CBBRR5724**	1,252.	1,352.	1,412.	1,460.	115.
	56 13/16″	30″	3″	**DP8CBBRR5730**	1,352.	1,456.	1,523.	1,572.	119.
	56 13/16″	36″	3″	**DP8CBBRR5736**	1,482.	1,594.	1,666.	1,722.	125.
	56 13/16″	42″	3″	**DP8CBBRR5742**	1,585.	1,708.	1,784.	1,847.	131.
	56 13/16″	48″	3″	**DP8CBBRR5748**	1,694.	1,824.	1,907.	1,973.	136.
	56 13/16″	60″	3″	**DP8CBBRR5760**	1,902.	2,049.	2,141.	2,214.	136.
64″ Beltway Panels with Standard Base Raceway	64 1/16″	18″	3″	**DP8CBBRR6418**	1,178.	1,268.	1,322.	1,370.	98.
	64 1/16″	24″	3″	**DP8CBBRR6424**	1,321.	1,421.	1,485.	1,535.	121.
	64 1/16″	30″	3″	**DP8CBBRR6430**	1,416.	1,525.	1,591.	1,648.	121.
	64 1/16″	36″	3″	**DP8CBBRR6436**	1,572.	1,691.	1,764.	1,822.	138.
	64 1/16″	42″	3″	**DP8CBBRR6442**	1,680.	1,802.	1,882.	1,944.	146.
	64 1/16″	48″	3″	**DP8CBBRR6448**	1,797.	1,938.	2,025.	2,090.	159.
	64 1/16″	60″	3″	**DP8CBBRR6460**	2,023.	2,179.	2,276.	2,352.	159.
78″ Beltway Panels with Standard Base Raceway	78 9/16″	18″	3″	**DP8CBBRR7818**	1,466.	1,580.	1,653.	1,705.	89.
	78 9/16″	24″	3″	**DP8CBBRR7824**	1,640.	1,761.	1,835.	1,903.	102.
	78 9/16″	30″	3″	**DP8CBBRR7830**	1,751.	1,890.	1,973.	2,039.	105.
	78 9/16″	36″	3″	**DP8CBBRR7836**	1,933.	2,082.	2,179.	2,254.	123.
	78 9/16″	42″	3″	**DP8CBBRR7842**	2,074.	2,230.	2,338.	2,416.	126.
	78 9/16″	48″	3″	**DP8CBBRR7848**	2,276.	2,456.	2,564.	2,657.	156.

Dimensions listed under h w d are actual to the nearest 1/16″

Ordering Information

Beltway Panel with Standard Base Raceway:

1. **Pattern Number**
2. **Top cap type**
3. **Top cap finish**
4. **Base raceway knockout option**
5. **Base raceway finish**
6. **Beltway finish**
7. **Panel fabric**

Order Code

Beltway Panel with Standard Base Raceway

Example:	**DP8CBBRR4218 4/117/K/117/117/B191**
DP8CBB RR4218	Pattern number
4	Radius Metal top cap
117	Soft Grey top cap finish
K	Base Raceway with knockouts both sides
117	Soft Grey base raceway finish
117	Beltway finish
B191	Fairfield light fabric

Included with:

Beltway Panel with Standard Base Raceway:

- **Panel frame**
- **Acoustic panel inserts**
- **Base raceway covers**
- **Beltway covers**
- **Top cap**
- **Connection hardware**

Note: Panel to panel connector specified separately: DP8PPC for all DP8 to DP8 same height and type panel connections. DP8HLC for all others

Options

Beltway Panel with Standard Raceway Options:

Full View Frame Option:
To specify full view frames for window or stacking applications, replace the "C" in pattern number with "V". No upcharge.

Monolithic Side Option:
To specify monolithic on side one of panel, change "BB" in pattern number to "MB" and deduct amount in far right column.

Top Cap Options:
No Top Cap - Deduct $40; Radius and Flat Metal P1 as standard; P2 $2, P3 $4

Raceway Knockout Options:
(K) = Knockouts on raceway side
(N) = No Knockouts

Beltway Panels
Tile to the Floor
42″ and 50″ High

description	h	w	d	pattern no.	grade 10	20	30	40	Deduct for Monolithic side 1
42″ Beltway Panels with Tile to the Floor	42 3/16″	18″	3″	**DP8CBBFR4218**	$1,044.	$1,122.	$1,169.	$1,205.	$92.
	42 3/16″	24″	3″	**DP8CBBFR4224**	1,173.	1,253.	1,310.	1,355.	114.
	42 3/16″	30″	3″	**DP8CBBFR4230**	1,279.	1,372.	1,433.	1,473.	123.
	42 3/16″	36″	3″	**DP8CBBFR4236**	1,393.	1,497.	1,560.	1,612.	136.
	42 3/16″	42″	3″	**DP8CBBFR4242**	1,501.	1,615.	1,688.	1,740.	142.
	42 3/16″	48″	3″	**DP8CBBFR4248**	1,596.	1,718.	1,787.	1,849.	153.
	42 3/16″	60″	3″	**DP8CBBFR4260**	1,799.	1,936.	2,018.	2,088.	153.
50″ Beltway Panels with Tile to the Floor	49 1/2″	18″	3″	**DP8CBBFR5018**	1,080.	1,160.	1,208.	1,246.	91.
	49 1/2″	24″	3″	**DP8CBBFR5024**	1,225.	1,311.	1,370.	1,415.	115.
	49 1/2″	30″	3″	**DP8CBBFR5030**	1,323.	1,417.	1,473.	1,526.	119.
	49 1/2″	36″	3″	**DP8CBBFR5036**	1,423.	1,527.	1,596.	1,645.	125.
	49 1/2″	42″	3″	**DP8CBBFR5042**	1,528.	1,645.	1,722.	1,778.	131.
	49 1/2″	48″	3″	**DP8CBBFR5048**	1,627.	1,752.	1,828.	1,892.	136.
	49 1/2″	60″	3″	**DP8CBBFR5060**	1,836.	1,975.	2,065.	2,132.	136.

Dimensions listed under h w c are actual to the nearest 1/16″

Ordering Information

Beltway Panel with Tile to the Floor:

1. **Pattern Number**
2. **Top cap type**
3. **Top cap finish**
4. **Base raceway knockout option**
5. **Base raceway finish**
6. **Beltway finish**
7. **Panel fabric**

Order Code

Beltway Panel with Tile to the Floor:

Example:	**DP8CBBFR4218 4/117/K/117/117/B191**
DP8CBB FR4218	Pattern number
4	Radius Metal top cap
117	Soft Grey top cap finish
K	Base raceway with knockouts both sides
117	Soft Grey base raceway finish
117	Soft Grey beltway cover finish
B191	Fairfield light fabric

Included with:

Beltway Panel with Tile to the Floor:

- **Panel frame**
- **Acoustic panel inserts**
- **Top cap**
- **Connection hardware**
- **Base raceway side 2**
- **Beltway with covers**
- **Tile to the floor side 1**

Note: Panel to panel connector specified separately: DP8PPC for all DP8 to DP8 same height and type panel connections. DP8HLC for all others

Options

Beltway Panel with Tile to the Floor:

Full View Frame Option:
To specify full view frames for window or stacking applications, replace the "C" in pattern number with "V". No upcharge.

Monolithic Side Option:
For side 1 monolithic, side 2 beltway, change "BB" in pattern number to "MB" and deduct amount in far right column.

Tile to Floor Side Option:
Panels are standard with tile to floor side 1, raceway side 2. To specify raceway side one and tile to floor side 2, change "FR" in pattern number to "RF".

Top Cap Options:
No Top Cap - Deduct $40; Radius and Flat Metal P1 as standard; P2 $2, P3 $4

Raceway Knockout Options:
(K) = Knockouts on raceway side
(N) = No Knockouts

Beltway Panels
Tile to the Floor
57″ and 64″ High

description	height	width	depth	pattern number	10	20	30	40	Deduct for Monolithic side 1
57″ Beltway Panels with Tile to the Floor	56 13/16″	18″	3″	**DP8CBBFR5718**	$1,148.	$1,232.	$1,284.	$1,330.	$91.
	56 13/16″	24″	3″	**DP8CBBFR5724**	1,287.	1,387.	1,447.	1,495.	115.
	56 13/16″	30″	3″	**DP8CBBFR5730**	1,387.	1,491.	1,558.	1,607.	119.
	56 13/16″	36″	3″	**DP8CBBFR5736**	1,517.	1,629.	1,701.	1,757.	125.
	56 13/16″	42″	3″	**DP8CBBFR5742**	1,620.	1,743.	1,819.	1,882.	131.
	56 13/16″	48″	3″	**DP8CBBFR5748**	1,729.	1,859.	1,942.	2,008.	136.
	56 13/16″	60″	3″	**DP8CBBFR5760**	1,937.	2,084.	2,176.	2,249.	136.
64″ Beltway Panels with Tile to the Floor	64 1/16″	18″	3″	**DP8CBBFR6418**	1,213.	1,303.	1,357.	1,405.	98.
	64 1/16″	24″	3″	**DP8CBBFR6424**	1,356.	1,456.	1,520.	1,570.	121.
	64 1/16″	30″	3″	**DP8CBBFR6430**	1,451.	1,560.	1,626.	1,683.	121.
	64 1/16″	36″	3″	**DP8CBBFR6436**	1,607.	1,726.	1,799.	1,857.	138.
	64 1/16″	42″	3″	**DP8CBBFR6442**	1,715.	1,837.	1,917.	1,979.	146.
	64 1/16″	48″	3″	**DP8CBBFR6448**	1,832.	1,973.	2,060.	2,125.	159.
	64 1/16″	60″	3″	**DP8CBBFR6460**	2,058.	2,214.	2,311.	2,387.	159.

Dimensions listed under h w c are actual to the nearest 1/16″

Ordering Information

Beltway Panel with Tile to the Floor:

1. **Pattern Number**
2. **Top cap type**
3. **Top cap finish**
4. **Base raceway knockout option**
5. **Base raceway finish**
6. **Beltway finish**
7. **Panel fabric**

Order Code

Beltway Panel with Tile to the Floor:

Example:	**DP8CBBFR5718 4/117/K/117/117/B191**
DP8CBB FR5718	Pattern number
4	Radius Metal top cap
117	Soft Grey top cap finish
K	Base raceway with knockouts both sides
117	Soft Grey base raceway finish
117	Soft Grey beltway cover finish
B191	Fairfield light fabric

Included with:

Beltway Panel with Tile to the Floor:

- **Panel frame**
- **Acoustic panel inserts**
- **Top cap**
- **Connection hardware**
- **Base raceway**
- **Beltway with covers**
- **Tile to the floor side 1**

Note: Panel to panel connector specified separately: DP8PPC for all DP8 to DP8 same height and type panel connections. DP8HLC for all others

Options

Beltway Panel with Tile to the Floor:

Full View Frame Option:
To specify full view frames for window or stacking applications, replace the "C" in pattern number with "V". No upcharge.

Monolithic Side Option:
For side 1 monolithic, side 2 beltway, change "BB" in pattern number to "MB" and deduct amount in far right column.

Tile to Floor Side Option:
Panels are standard with tile to floor side 1, raceway side 2. To specify raceway side one and tile to floor side 2, change "FR" in pattern number to "RF".

Top Cap Options:
No Top Cap - Deduct $40; Radius and Flat Metal P1 as standard; P2 $2, P3 $4

Raceway Knockout Options:
(K) = Knockouts on raceway side
(N) = No Knockouts

Beltway Panels
Tile to the Floor
78″ High

description	height	width	depth	pattern number	10	20	30	40	Deduct for Monolithic side 1
78″ Beltway Panels with Tile to the Floor	78 9/16″	18″	3″	**DP8CBBFR7818**	$1,501.	$1,615.	$1,688.	$1,740.	$89.
	78 9/16″	24″	3″	**DP8CBBFR7824**	1,675.	1,796.	1,870.	1,938.	102.
	78 9/16″	30″	3″	**DP8CBBFR7830**	1,786.	1,925.	2,008.	2,074.	105.
	78 9/16″	36″	3″	**DP8CBBFR7836**	1,968.	2,117.	2,214.	2,289.	123.
	78 9/16″	42″	3″	**DP8CBBFR7842**	2,109.	2,265.	2,373.	2,451.	126.
	78 9/16″	48″	3″	**DP8CBBFR7848**	2,311.	2,491.	2,599.	2,692.	156.

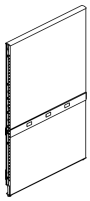

Dimensions listed under h w c are actual to the nearest 1/16″

Ordering Information

Beltway Panel with Tile to the Floor:

1. **Pattern Number**
2. **Top cap type**
3. **Top cap finish**
4. **Base raceway knockout option**
5. **Base raceway finish**
6. **Beltway finish**
7. **Panel fabric**

Order Code

Beltway Panel with Tile to the Floor:

Example:	**DP8CBBFR7818 4/117/K/117/117/B191**
DP8CBB FR7818	Pattern number
4	Radius Metal top cap
117	Soft Grey top cap finish
K	Base raceway with knockouts both sides
117	Soft Grey base raceway finish
117	Soft Grey beltway cover finish
B191	Fairfield light fabric

Included with:

Beltway Panel with Tile to the Floor:

- **Panel frame**
- **Acoustic panel inserts**
- **Top cap**
- **Connection hardware**
- **Base raceway**
- **Beltway with covers**
- **Tile to the floor side 1**

Note: Panel to panel connector specified separately: DP8PPC for all DP8 to DP8 same height and type panel connections. DP8HLC for all others

Options

Beltway Panel with Tile to the Floor:

Full View Frame Option:
To specify full view frames for window or stacking applications, replace the "C" in pattern number with "V". No upcharge.

Monolithic Side Option:
For side 1 monolithic, side 2 beltway, change "BB" in pattern number to "MB" and deduct amount in far right column.

Tile to Floor Side Option:
Panels are standard with tile to floor side 1, raceway side 2. To specify raceway side one and tile to floor side 2, change "FR" in pattern number to "RF".

Top Cap Options:
No Top Cap - Deduct $40; Radius and Flat Metal P1 as standard; P2 $2, P3 $4

Raceway Knockout Options:
(K) = Knockouts on raceway side
(N) = No Knockouts

Topway and Full View Panel Frame Assemblies
Worksurface Height, 36″ and 42″ High

description	h	w	d	pattern no.	list
Worksurface Height Panel Frame Assembly Standard Base Raceway	28 1/2″	15″	3″	**DP8( )RRWH15**	$460.
	28 1/2″	18″	3″	**DP8( )RRWH18**	460.
	28 1/2″	24″	3″	**DP8( )RRWH24**	470.
	28 1/2″	30″	3″	**DP8( )RRWH30**	485.
	28 1/2″	36″	3″	**DP8( )RRWH36**	511.
	28 1/2″	42″	3″	**DP8( )RRWH42**	561.
	28 1/2″	48″	3″	**DP8( )RRWH48**	561.
	28 1/2″	60″	3″	**DP8( )RRWH60**	639.
36″ High Panel Frame Assembly Standard Base Raceway	35 1/8″	15″	3″	**DP8( )RR3615**	460.
	35 1/8″	18″	3″	**DP8( )RR3618**	460.
	35 1/8″	24″	3″	**DP8( )RR3624**	470.
	35 1/8″	30″	3″	**DP8( )RR3630**	485.
	35 1/8″	36″	3″	**DP8( )RR3636**	511.
	35 1/8″	42″	3″	**DP8( )RR3642**	561.
(topway and full view shown)	35 1/8″	48″	3″	**DP8( )RR3648**	561.
	35 1/8″	60″	3″	**DP8( )RR3660**	639.
42″ High Panel Frame Assembly Standard Base Raceway	42 3/16″	15″	3″	**DP8( )RR4215**	417.
	42 3/16″	18″	3″	**DP8( )RR4218**	417.
	42 3/16″	24″	3″	**DP8( )RR4224**	426.
	42 3/16″	30″	3″	**DP8( )RR4230**	460.
	42 3/16″	36″	3″	**DP8( )RR4236**	485.
	42 3/16″	42″	3″	**DP8( )RR4242**	519.
(topway and full view shown)	42 3/16″	48″	3″	**DP8( )RR4248**	542.
	42 3/16″	60″	3″	**DP8( )RR4260**	610.

Dimensions listed under h w d are actual to the nearest 1/16″

Ordering Information

Panel Frame Assembly

1. **Pattern Number**
2. **Top cap type**
3. **Top cap trim finish**
4. **Raceway knockout option**
5. **Base raceway finish if required**

Order Code

Topway Panel Frame Assembly

Example:	**DP8CRR6448 4/117K/117**
DP8CRR 6448	Topway Panel Frame Assemblies with Base Raceway
4	Radius metal topcap
117	Soft Grey top cap finish
K	Raceway knockouts
117	Soft Grey raceway finish

Included with:

Panel Frame Assembly:

- **Panel frame**
- **Top cap (optional)**
- **Connection hardware**
- **Base raceway**

Note: Worksurface Height panel frame assemblies are not available with plastic top caps.

Note: 15″ wide panels are only available with standard base raceway or tile to floor.

Note: Panel to panel connector specified separately: DP8PPC for all DP8 to DP8 same height and type panel connections. DP8HLC for all others.

Options

Panel Frame Assembly:

Option:
(C) = Topway Panel Frame
(V) = Full View Panel Frame

Panel Base Options

Open Panel Base Option:
For open panel base, change 'RR' to 'LL'.

Tile to Floor Option:
For tile to floor on one side and base raceway on the other side change 'RR' to 'FR' and add $35 to list price.

Top Cap Options:
No Top Cap - Deduct $40; Radius and Flat Metal P1 as standard; P2 $2, P3 $4

Base Raceway Knockout Options:
(for RR and RF bases only)
(K) = Knockouts on raceway side
(N) = No knockouts

Topway and Full View Panel Frame Assemblies
50″, 57″ and 64″ High

description	h	w	d	pattern no.	list
50″ High Panel Frame Assembly Standard Base Raceway	49 1/2″	15″	3″	**DP8( )RR5015**	$426.
	49 1/2″	18″	3″	**DP8( )RR5018**	426.
	49 1/2″	24″	3″	**DP8( )RR5024**	446.
	49 1/2″	30″	3″	**DP8( )RR5030**	475.
	49 1/2″	36″	3″	**DP8( )RR5036**	494.
	49 1/2″	42″	3″	**DP8( )RR5042**	529.
(topway and full view shown)	49 1/2″	48″	3″	**DP8( )RR5048**	553.
	49 1/2″	60″	3″	**DP8( )RR5060**	595.
57″ High Panel Frame Assembly Standard Base Raceway	56 13/16″	15″	3″	**DP8( )RR5715**	426.
	56 13/16″	18″	3″	**DP8( )RR5718**	426.
	56 13/16″	24″	3″	**DP8( )RR5724**	446.
	56 13/16″	30″	3″	**DP8( )RR5730**	465.
	56 13/16″	36″	3″	**DP8( )RR5736**	492.
	56 13/16″	42″	3″	**DP8( )RR5742**	516.
(topway and full view shown)	56 13/16″	48″	3″	**DP8( )RR5748**	543.
	56 13/16″	60″	3″	**DP8( )RR5760**	567.
64″ High Panel Frame Assembly Standard Base Raceway	64 1/16″	15″	3″	**DP8( )RR6415**	451.
	64 1/16″	18″	3″	**DP8( )RR6418**	451.
	64 1/16″	24″	3″	**DP8( )RR6424**	479.
	64 1/16″	30″	3″	**DP8( )RR6430**	494.
	64 1/16″	36″	3″	**DP8( )RR6436**	524.
	64 1/16″	42″	3″	**DP8( )RR6442**	553.
	64 1/16″	48″	3″	**DP8( )RR6448**	580.
(topway and full view shown)	64 1/16″	60″	3″	**DP8( )RR6460**	663.

Dimensions listed under h w d are actual to the nearest 1/16″

Ordering Information

Panel Frame Assembly

1. **Pattern Number**
2. **Top cap type**
3. **Top cap trim finish**
4. **Raceway knockout option**
5. **Base raceway finish if required**

Order Code

Topway Panel Frame Assembly

Example:	**DP8CRR6448 4/117K/117**
DP8CRR 6448	Topway Panel Frame Assembly with Base Raceway
4	Radius metal topcap
117	Soft Grey top cap finish
K	Raceway knockouts
117	Soft Grey raceway finish

Included with:

Panel Frame Assembly:

- **Panel frame**
- **Top cap (optional)**
- **Connection hardware**
- **Base raceway**

Note: 15″ wide panels are only available with a standard base raceway or tile to floor.

Note: Panel to panel connector specified separately: DP8PPC for all DP8 to DP8 same height and type panel connections. DP8HLC for all others

.

Options

Panel Frame Assembly:

Option:
(C) = Topway Panel Frame
(V) = Full View Panel Frame

Panel Base Options

Open Panel Base Option:
For open panel base, change 'RR' to 'LL'.

Tile to Floor Option:
For tile to floor on one side and base raceway on the other side change 'RR' to 'FR' and add $35 to list price.

Top Cap Options:
No Top Cap - Deduct $40; Radius and Flat Metal P1 as standard; P2 $2, P3 $4

Base Raceway Knockout Options:
(for RR and RF base only)
(K) = Knockouts on raceway side
(N) = No knockouts

Topway and Full View Panel Frame Assemblies
78″ High

description	h	w	d	pattern no.	list
78″ High Panel Frame Assembly Standard Base Raceway	78 9/16″	15″	3″	**DP8( )RR7815**	$652.
	78 9/16″	18″	3″	**DP8( )RR7818**	652.
	78 9/16″	24″	3″	**DP8( )RR7824**	685.
	78 9/16″	30″	3″	**DP8( )RR7830**	713.
	78 9/16″	36″	3″	**DP8( )RR7836**	757.
	78 9/16″	42″	3″	**DP8( )RR7842**	799.
	78 9/16″	48″	3″	**DP8( )RR7848**	829.

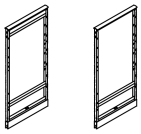

(topway and full view shown)

Panels, Build-To-Spec

Dimensions listed under h w d are actual to the nearest 1/16″

Ordering Information

Panel Frame Assembly

1. **Pattern Number**
2. **Top cap type**
3. **Top cap trim finish**
4. **Raceway knockout option**
5. **Base raceway finish if required**

Order Code

Topway Panel Frame Assembly

Example:	**DP8CRR7848 4/117K/117**
DP8CRR 7848	Topway Panel Frame Assembly with Base Raceway
4	Radius metal topcap
117	Soft Grey top cap finish
K	Raceway knockouts
117	Soft Grey raceway finish

Included with:

Panel Frame Assembly:

- **Panel frame**
- **Top cap (optional)**
- **Connection hardware**
- **Base raceway**

Note: 15″ wide panels are only available with a standard base raceway or tile to floor.

Note: Panel to panel connector specified separately: DP8PPC for all DP8 to DP8 same height and type panel connections. DP8HLC for all others.

Options

Panel Frame Assembly:

Option:
(C) = Topway Panel Frame
(V) = Full View Panel Frame

Panel Base Options

Open Panel Base Option:
For open panel base, change 'RR' to 'LL'.

Tile to Floor Option:
For tile to floor on one side and base raceway on the other side change 'RR' to 'FR' and add $35 to list price.

Top Cap Options:
No Top Cap - Deduct $40; Radius and Flat Metal P1 as standard; P2 $2, P3 $4

Base Raceway Knockout Options:
(for RR and RF base only)
(K) = Knockouts on raceway side
(N) = No knockouts

Base Raceway Covers

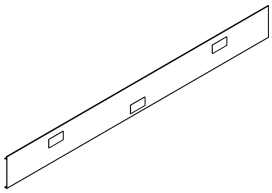

description	h	w	d	pattern no.	list
Base Raceway Covers	6″	15″	1/8″	**DP8PBRN15**	$88.
	6″	18″	1/8″	**DP8PBR( )18**	91.
	6″	24″	1/8″	**DP8PBR( )24**	95.
	6″	30″	1/8″	**DP8PBR( )30**	99.
	6″	36″	1/8″	**DP8PBR( )36**	112.
	6″	42″	1/8″	**DP8PBR( )42**	116.
	6″	48″	1/8″	**DP8PBR( )48**	121.
	6″	60″	1/8″	**DP8PBR( )60**	130.
	6″	72″	1/8″	**DP8PBR( )72**	134.
	6″	84″	1/8″	**DP8PBR( )84**	140.
	6″	96″	1/8″	**DP8PBR( )96**	145.

Dimensions listed under h w d are actual to the nearest 1 1/16″.

Ordering Information

Base Raceway

1. **Pattern Number**
2. **Raceway knockout option**
3. **Raceway trim finish**

Order Code

Topway Panel Frame Assembly

Example:	**DP8PBRK60117**
DP8PBR	Base Raceway
K	Raceway knockouts
117	Soft Grey raceway finish

Options

Base Raceway Knockout Options:
(for RR and RF base only)

(K) = Knockouts on raceway side
(N) = No knockouts

Stack Frames
D1 Style With External Reveal
(For Use With Topway Panels Only)

description	h	w	d	pattern no.	with topway	full view (without topway)
28″ High Stack Panel Frame Only (full view shown) 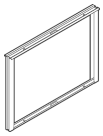	29¼″	18″	3″	**DP2S(T/N)F 2818**	$282.	$339.
	29¼″	24″	3″	**DP2S(T/N)F 2824**	287.	354.
	29¼″	30″	3″	**DP2S(T/N)F 2830**	311.	375.
	29¼″	36″	3″	**DP2S(T/N)F 2836**	351.	405.
	29¼″	42″	3″	**DP2S(T/N)F 2842**	374.	440.
	29¼″	48″	3″	**DP2S(T/N)F 2848**	393.	452.
21″ High Stack Panel Frame Only 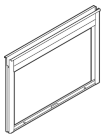	21⅞″	18″	3″	**DP2STF 2118**	288.	n/a
	21⅞″	24″	3″	**DP2STF 2124**	307.	n/a
	21⅞″	30″	3″	**DP2STF 2130**	329.	n/a
	21⅞″	36″	3″	**DP2STF 2136**	362.	n/a
	21⅞″	42″	3″	**DP2STF 2142**	398.	n/a
	21⅞″	48″	3″	**DP2STF 2148**	414.	n/a
14″ High Stack Panel, load bearing	14″	18″	3″	**DP2 STFL1418**	233.	n/a
	14″	24″	3″	**DP2 STFL1424**	243.	n/a
	14″	30″	3″	**DP2 STFL1430**	282.	n/a
	14″	36″	3″	**DP2 STFL1436**	309.	n/a
	14″	42″	3″	**DP2 STFL1442**	346.	n/a
	14″	48″	3″	**DP2 STFL1448**	367.	n/a
14″ High Stack Panel non-load bearing	14″	18″	3″	**DP2S(T/N)F 1418**	233.	282.
	14″	24″	3″	**DP2S(T/N)F 1424**	243.	287.
	14″	30″	3″	**DP2S(T/N)F 1430**	282.	311.
	14″	36″	3″	**DP2S(T/N)F 1436**	309.	351.
	14″	42″	3″	**DP2S(T/N)F 1442**	346.	374.
	14″	48″	3″	**DP2S(T/N)F 1448**	367.	393.

NOTE: D1 Stack Frames may be used with Topway Panels only.

Ordering Information	Order Code	Included with:	Options
Stack Panel Frame **1. Pattern Number** **2. Trim Finish**	**Stack Panel Frame** *Example:* **DP2STF 1448, 113** **DP1STF 1448** Pattern Number **113** Dark grey paint finish **Stack Panel Post** *Example:* **DP2ASPO 14** **DP2ASPO 14** Pattern Number	**Stack Panel Frame** **Note: When stacking (2) D1 style stack frames, the stack frame in the first tier position must have a topway trough to be able to accept the second tier stack frame.**	**Stack Panel Frame** **Stack frame option:** **(T) = with topway** **(N) = without topway** **Note: 21″ stack panel frame not available without a topway.** **Note: D1 Stack Frames are load bearing on first tier only.**

Stack Frames
D2 Style With Recessed Reveal
(For Use With DP8 Full View Panels Only)

description	w	h	d	pattern no.	list
14″ High Dividends Stack Frame	18″	14 5/8″	3″	**DPS7V1418( )**	$354.
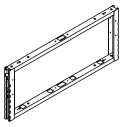	24″	14 5/8″	3″	**DPS7V1424( )**	358.
	30″	14 5/8″	3″	**DPS7V1430( )**	391.
	36″	14 5/8″	3″	**DPS7V1436( )**	423.
	42″	14 5/8″	3″	**DPS7V1442( )**	440.
	48″	14 5/8″	3″	**DPS7V1448( )**	451.
	60″	14 5/8″	3″	**DPS7V1460( )**	465.
21″ High Dividends Stack Frame	18″	21 7/8″	3″	**DPS7V2118( )**	411.
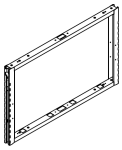	24″	21 7/8″	3″	**DPS7V2124( )**	434.
	30″	21 7/8″	3″	**DPS7V2130( )**	452.
	36″	21 7/8″	3″	**DPS7V2136( )**	482.
	42″	21 7/8″	3″	**DPS7V2142( )**	496.
	48″	21 7/8″	3″	**DPS7V2148( )**	512.
	60″	21 7/8″	3″	**DPS7V2160( )**	538.
28″ High Dividends Stack Frame	18″	29 1/4″	3″	**DPS7V2818( )**	392.
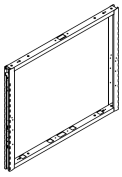	24″	29 1/4″	3″	**DPS7V2824( )**	413.
	30″	29 1/4″	3″	**DPS7V2830( )**	441.
	36″	29 1/4″	3″	**DPS7V2836( )**	475.
	42″	29 1/4″	3″	**DPS7V2842( )**	496.
	48″	29 1/4″	3″	**DPS7V2848( )**	513.
	60″	29 1/4″	3″	**DPS7V2860( )**	555.

NOTE: D2 Stack Frames may be used with DP8 Full View Panels only.

Ordering Information

Stack Frames:

1. **Pattern Number**
2. **Tile Support Configuration**

Order Code

Stack Panel Frame Assembly

Example:	**DPS7V1418TT**
DPS7	Stack Panel Frame
V	Full View
14	Height
18	Width
TT	Segmented Tile Supports Both Side

Included with:

Stack Panel Frame:

- **Stack Frame**

Note: Slatwall tiles, single pane and double pane window kits cannot be used with D2 stack frames.

Note: D2 Stack Frames are load bearing on first and second tier.

Options

Tile Options/Pattern Number Suffix:

(TT) = Tile support located at the base of stacker to support segmented tiles on both sides of a panel.

(TM) = Tile support located at the base of the stacker to support segmented tiles on one side and a monolithic tile on the other side of the panel.

(MM) = Monolithic tiles on both sides of the panel.

Monolithic Panel Fabric Inserts

For Worksurface Height, 36″, 42″ and 50″ High Panel Frames

description	w*	w	h	d	pattern no.	grade 10	20	30	40
Worksurface Height Individual Monolithic Fabric Insert (For worksurface height Panel Frame only)	15″	14 5/8″	22 1/2″	7/16″	**DP1SOWH15**	$159.	$184.	$203.	$221.
	18″	17 5/8″	22 1/2″	7/16″	**DP1SOWH18**	159.	184.	203.	221.
	24″	23 5/8″	22 1/2″	7/16″	**DP1SOWH24**	199.	226.	248.	261.
	30″	29 5/8″	22 1/2″	7/16″	**DP1SOWH30**	218.	248.	269.	291.
	36″	35 5/8″	22 1/2″	7/16″	**DP1SOWH36**	237.	269.	303.	319.
	42″	41 5/8″	22 1/2″	7/16″	**DP1SOWH42**	246.	271.	305.	325.
	48″	47 5/8″	22 1/2″	7/16″	**DP1SOWH48**	257.	291.	316.	346.
	60″	59 5/8″	22 1/2″	7/16″	**DP1SOWH60**	293.	313.	332.	352.
	72″	71 5/8″	22 1/2″	7/16″	**DP1SOWH72RR***	462.	497.	520.	537.
	84″	83 5/8″	22 1/2″	7/16″	**DP1SOWH84RR***	481.	516.	539.	559.
	96″	95 5/8″	22 1/2″	7/16″	**DP1SOWH96RR***	531.	570.	596.	616.
28″ High Individual Tiled Fabric Insert	15″	14 5/8″	29″	7/16″	**DP1SO2815**	180.	190.	204.	225.
	18″	17 5/8″	29″	7/16″	**DP1SO2818**	180.	190.	204.	225.
	24″	23 5/8″	29″	7/16″	**DP1SO2824**	203.	234.	257.	269.
	30″	29 5/8″	29″	7/16″	**DP1SO2830**	224.	257.	274.	299.
	36″	35 5/8″	29″	7/16″	**DP1SO2836**	243.	274.	311.	329.
	42″	42 5/8″	29″	7/16″	**DP1SO2842**	254.	275.	313.	336.
	48″	47 5/8″	29″	7/16″	**DP1SO2848**	262.	299.	326.	351.
	60″	59 5/8″	29″	7/16″	**DP1SO2860**	311.	333.	346.	365.
	72″	71 5/8″	29″	7/16″	**DP1SO2872RR***	577.	618.	663.	708.
	84″	83 5/8″	29″	7/16″	**DP1SO2884RR***	601.	642.	689.	736.
	96″	95 5/8″	29″	7/16″	**DP1SO2896RR***	639.	683.	731.	748.
35″ High Individual Monolithic Fabric Insert (For 42″H Panel Frame)	15″	14 5/8″	36 3/8″	7/16″	**DP1SO4215**	186.	210.	232.	248.
	18″	17 5/8″	36 3/8″	7/16″	**DP1SO4218**	186.	210.	232.	248.
	24″	23 5/8″	36 3/8″	7/16″	**DP1SO4224**	210.	238.	258.	273.
	30″	29 5/8″	36 3/8″	7/16″	**DP1SO4230**	232.	269.	295.	306.
	36″	35 5/8″	36 3/8″	7/16″	**DP1SO4236**	258.	300.	309.	336.
	42″	41 5/8″	36 3/8″	7/16″	**DP1SO4242**	299.	332.	358.	377.
	48″	47 5/8″	36 3/8″	7/16″	**DP1SO4248**	309.	354.	385.	403.
	60″	59 5/8″	36 3/8″	7/16″	**DP1SO4260**	323.	351.	366.	377.
	72″	71 5/8″	36 3/8″	7/16″	**DP1SO4272RR***	594.	634.	678.	727.
	84″	83 5/8″	36 3/8″	7/16″	**DP1SO4284RR***	608.	651.	696.	744.
	96″	95 5/8″	36 3/8″	7/16″	**DP1SO4296RR***	664.	696.	757.	813.

* Note: 72″, 84″, 96″; Inserts are only available with Railroad Fabric.
w* = nominal width
Dimensions listed under w h d are actual to the nearest 1/16″

Ordering Information	Order Code	Included with:	Options
Monolithic Fabric Inserts **1. Pattern Number** **2. Fabric**	**Monolithic Fabric Inserts** *Example:* **DP1 SO6442, W1077** **DP1** Pattern Number **SO6442** **W1077** Element	**Monolithic Fabric Inserts** • **Attachment clips** **Note: Worksurface height monolithic tiles are to be used with worksurface height panel frames only.**	**Monolithic Fabric Inserts** **Tile to Floor Option:** **To specify tile to floor for use with panel frames, add an "F" suffix to the pattern number and add $11 to the list price.** **Railroading fabric option:** **To specify railroaded fabric, add "RR" to the suffix of the pattern number.** **Note: Tile to floor option available for Worksurface Heights, 36″, 42″, 50″, 57″, 64″ and 78″ panel heights.**

Monolithic Panel Fabric Inserts

For Worksurface Height, 36″, 42″ and 50″ High Panel Frames

description	w*	w	h	d	pattern no.	grade 10	20	30	40
42″ High Individual Monolithic Fabric Insert (For 50″H Panel Frame)	15″	14 5/8″	43 11/16″	7/16″	**DP1SO5015**	$205.	$232.	$253.	$269.
	18″	17 5/8″	43 11/16″	7/16″	**DP1SO5018**	205.	232.	253.	269.
	24″	23 5/8″	43 11/16″	7/16″	**DP1SO5024**	230.	261.	277.	301.
	30″	29 5/8″	43 11/16″	7/16″	**DP1SO5030**	258.	300.	317.	336.
	36″	35 5/8″	43 11/16″	7/16″	**DP1SO5036**	300.	333.	358.	384.
	42″	41 5/8″	43 11/16″	7/16″	**DP1SO5042**	327.	374.	400.	421.
	48″	47 5/8″	43 11/16″	7/16″	**DP1SO5048**	363.	407.	438.	461.
	60″	59 5/8″	43 11/16″	7/16″	**DP1SO5060**	416.	452.	474.	486.
	72″	71 5/8″	43 11/16″	7/16″	**DP1SO5072RR***	681.	729.	760.	785.
	84″	83 5/8″	43 11/16″	7/16″	**DP1SO5084RR***	691.	740.	770.	797.
	96″	95 5/8″	43 11/16″	7/16″	**DP1SO5096RR***	702.	752.	783.	809.

* Note: 72″, 84″, 96″; Inserts are only available with Railroad Fabric.
w* = nominal width
Dimensions listed under w h d are actual to the nearest 1/16″

Ordering Information

Monolithic Fabric Inserts

1. **Pattern Number**
2. **Fabric**

Order Code

Monolithic Fabric Inserts

Example:	**DP1 SO6442, W1077**
DP1 SO6442	Pattern Number
W1077	Element

Included with:

Monolithic Fabric Inserts

- **Attachment clips**

Note: Worksurface height monolithic tiles are to be used with worksurface height panel frames only.

Options

Monolithic Fabric Inserts

Tile to Floor Option:
To specify tile to floor for use with panel frames, add an "F" suffix to the pattern number and add $11 to the list price.

Railroading fabric option:
To specify railroaded fabric, add "RR" to the suffix of the pattern number.

Note: Tile to floor option available for Worksurface Heights, 36″, 42″, 50″, 57″, 64″ and 78″ panel heights.

Monolithic Panel Fabric Inserts
For 57″, 64″ and 78″ High Panel Frames

description	w*	w	h	d	pattern no.	grade 10	20	30	40
49″ High Individual Monolithic Fabric Insert (For 57″H Panel Frame)	15″	14 5/8″	50 1/16″	7/16″	**DP1SO5715**	$226.	$248.	$258.	$266.
	18″	17 5/8″	50 1/16″	7/16″	**DP1SO5718**	226.	248.	258.	266.
	24″	23 5/8″	50 1/16″	7/16″	**DP1SO5724**	254.	270.	288.	300.
	30″	29 5/8″	50 1/16″	7/16″	**DP1SO5730**	293.	313.	324.	337.
	36″	35 5/8″	50 1/16″	7/16″	**DP1SO5736**	324.	353.	367.	385.
	42″	41 5/8″	50 1/16″	7/16″	**DP1SO5742**	362.	388.	404.	421.
	48″	47 5/8″	50 1/16″	7/16″	**DP1SO5748**	392.	419.	441.	456.
	60″	59 5/8″	50 1/16″	7/16″	**DP1SO5760**	453.	486.	511.	531.
56″ High Individual Monolithic Fabric Insert (For 64″H Panel Frame)	15″	14 5/8″	58 1/4″	7/16″	**DP1SO6415**	253.	290.	307.	323.
	18″	17 5/8″	58 1/4″	7/16″	**DP1SO6418**	253.	290.	307.	323.
	24″	23 5/8″	58 1/4″	7/16″	**DP1SO6424**	271.	311.	333.	352.
	30″	29 5/8″	58 1/4″	7/16″	**DP1SO6430**	319.	363.	390.	408.
	36″	35 5/8″	58 1/4″	7/16″	**DP1SO6436**	354.	403.	430.	453.
	42″	41 5/8″	58 1/4″	7/16″	**DP1SO6442**	388.	436.	465.	488.
	48″	47 5/8″	58 1/4″	7/16″	**DP1SO6448**	422.	475.	510.	533.
	60″	59 5/8″	58 1/4″	7/16″	**DP1SO6460**	438.	475.	492.	515.
70″ High Individual Monolithic Fabric Insert (For 78″H Panel Frame)	15″	14 5/8″	72 7/8″	7/16″	**DP1SO7815**	295.	311.	327.	337.
	18″	17 5/8″	72 7/8″	7/16″	**DP1SO7818**	295.	311.	327.	337.
	24″	23 5/8″	72 7/8″	7/16″	**DP1SO7824**	346.	367.	386.	400.
	30″	29 5/8″	72 7/8″	7/16″	**DP1SO7830**	388.	419.	438.	453.
	36″	35 5/8″	72 7/8″	7/16″	**DP1SO7836**	430.	464.	486.	508.
	42″	41 5/8″	72 7/8″	7/16″	**DP1SO7842**	481.	521.	541.	564.
	48″	47 5/8″	72 7/8″	7/16″	**DP1SO7848**	528.	573.	599.	615.

w* = nominal width
Dimensions listed under w h d are actual to the nearest 1/16″

Ordering Information

Monolithic Fabric Inserts

1. **Pattern Number**
2. **Fabric**

Order Code

Monolithic Fabric Inserts

Example:	**DP1 SO6442, W1077**
DP1 SO6442	Pattern Number
W1077	Element

Included with:

Monolithic Fabric Inserts

- **Attachment clips**

Note: Worksurface height monolithic tiles are to be used with worksurface height panel frames only.

Options

Monolithic Fabric Inserts

Tile to Floor Option:
To specify tile to floor for use with panel frames, add an "F" suffix to the pattern number and add $11 to the list price.

Railroading fabric option:
To specify railroaded fabric, add "RR" to the suffix of the pattern number.

Note: Tile to floor option available for Worksurface Heights, 36″, 42″, 50″ 57″, 64″ and 78″ panel heights.

Monolithic Laminate and Veneer Inserts

For Worksurface Height, 36″ and 42″ High Panel Frames
Base Raceway or Open Base

description	w *	w	h	d	pattern no.	Laminate	V1	V2	V3
Worksurface Height Individual Monolithic Insert (For worksurface height panel frame only)	15″	14 5/8″	22 1/2″	7/16″	**DP3(L/V)1WH15**	$289.	$805.	$926.	$1,019.
	18″	17 5/8″	22 1/2″	7/16″	**DP3(L/V)1WH18**	304.	821.	945.	1,038.
	24″	23 5/8″	22 1/2″	7/16″	**DP3(L/V)1WH24**	347.	852.	979.	1,077.
	30″	29 5/8″	22 1/2″	7/16″	**DP3(L/V)1WH30**	404.	899.	1,033.	1,136.
	36″	35 5/8″	22 1/2″	7/16″	**DP3(L/V)1WH36**	438.	941.	1,084.	1,192.
	42″	41 5/8″	22 1/2″	7/16″	**DP3(L/V)1WH42**	524.	993.	1,142.	1,257.
	48″	47 5/8″	22 1/2″	7/16″	**DP3(L/V)1WH48**	531.	1,041.	1,196.	1,316.
28″ High Individual Monolithic Insert (For 36″H Panel Frame)	15″	14 5/8″	29″	7/16″	**DP3(L/V)12815**	289.	846.	973.	1,070.
	18″	17 5/8″	29″	7/16″	**DP3(L/V)12818**	304.	857.	985.	1,083.
	24″	23 5/8″	29″	7/16″	**DP3(L/V)12824**	347.	878.	1,010.	1,111.
	30″	29 5/8″	29″	7/16″	**DP3(L/V)12830**	404.	947.	1,088.	1,197.
	36″	35 5/8″	29″	7/16″	**DP3(L/V)12836**	438.	1,011.	1,163.	1,280.
	42″	41 5/8″	29″	7/16″	**DP3(L/V)12842**	524.	1,077.	1,239.	1,364.
	48″	47 5/8″	29″	7/16″	**DP3(L/V)12848**	531.	1,145.	1,318.	1,449.
35″ H Individual Monolithic Insert (For 42″H Panel Frame)	15″	14 5/8″	36 3/8″	7/16″	**DP3(L/V)14215**	346.	922.	1,059.	1,165.
	18″	17 5/8″	36 3/8″	7/16″	**DP3(L/V)14218**	378.	949.	1,091.	1,201.
	24″	23 5/8″	36 3/8″	7/16″	**DP3(L/V)14224**	430.	993.	1,139.	1,253.
	30″	29 5/8″	36 3/8″	7/16″	**DP3(L/V)14230**	519.	1,077.	1,240.	1,365.
	36″	35 5/8″	36 3/8″	7/16″	**DP3(L/V)14236**	702.	1,272.	1,464.	1,611.
	42″	41 5/8″	36 3/8″	7/16″	**DP3(L/V)14242**	737.	1,502.	1,730.	1,902.
	48″	47 5/8″	36 3/8″	7/16″	**DP3(L/V)14248**	743.	1,772.	2,040.	2,244.

w* = nominal width
Dimensions listed under w h d are actual to the nearest 1/16″

Ordering Information

Monolithic Laminate and Veneer Inserts

1. **Pattern Number**
2. **Laminate or Veneer Finish**
3. **Edgeband Finish**

Order Code

Monolithic Inserts

Example:	**DP3L14224**
DP3L1 4224	Pattern Number
118	Bright White Laminate
118	Bright White Edgeband

Included with:

Monolithic Inserts

- **Attachment clips**

Note: Worksurface height monolithic tiles are to be used with worksurface height panel frames only.

Monolithic Laminate and Veneer Inserts

For Worksurface Height, 36″ and 42″ High Panel Frames
Tile To Floor

description	w *	w	d	pattern no.	Laminate	V1	V2	V3
Worksurface Ht. Individual Monolithic Insert (For worksurface ht. panel frame only)	15″	14 5/8″	7/16″	**DP3(L/V)1WH15F**	$289.	$805.	$926.	$1,019.
	18″	17 5/8″	7/16″	**DP3(L/V)1WH18F**	304.	821.	945.	1,038.
	24″	23 5/8″	7/16″	**DP3(L/V)1WH24F**	347.	852.	979.	1,077.
	30″	29 5/8″	7/16″	**DP3(L/V)1WH30F**	404.	899.	1,033.	1,136.
	36″	35 5/8″	7/16″	**DP3(L/V)1WH36F**	438.	941.	1,084.	1,192.
	42″	41 5/8″	7/16″	**DP3(L/V)1WH42F**	524.	993.	1,142.	1,257.
	48″	47 5/8″	7/16″	**DP3(L/V)1WH48F**	531.	1,041.	1,196.	1,316.
36″ H Individual Monolithic Insert (For 36″H panel frame)	15″	14 5/8″	7/16″	**DP3(L/V)12815F**	289.	846.	973.	1,070.
	18″	17 5/8″	7/16″	**DP3(L/V)12818F**	304.	857.	985.	1,083.
	24″	23 5/8″	7/16″	**DP3(L/V)12824F**	347.	878.	1,010.	1,111.
	30″	29 5/8″	7/16″	**DP3(L/V)12830F**	404.	947.	1,088.	1,197.
	36″	35 5/8″	7/16″	**DP3(L/V)12836F**	438.	1,011.	1,163.	1,280.
	42″	41 5/8″	7/16″	**DP3(L/V)12842F**	524.	1,077.	1,239.	1,364.
	48″	47 5/8″	7/16″	**DP3(L/V)12848F**	531.	1,145.	1,318.	1,449.
42″ H Individual Monolithic Insert (For 42″H panel frame)	15″	14 5/8″	7/16″	**DP3(L/V)14215F**	351.	922.	1,059.	1,165.
	18″	17 5/8″	7/16″	**DP3(L/V)14218F**	404.	949.	1,091.	1,201.
	24″	23 5/8″	7/16″	**DP3(L/V)14224F**	453.	993.	1,139.	1,253.
	30″	29 5/8″	7/16″	**DP3(L/V)14230F**	524.	1,077.	1,240.	1,365.
	36″	35 5/8″	7/16″	**DP3(L/V)14236F**	707.	1,272.	1,464.	1,611.
	42″	41 5/8″	7/16″	**DP3(L/V)14242F**	743.	1,502.	1,730.	1,902.
	48″	47 5/8″	7/16″	**DP3(L/V)14248F**	752.	1,772.	2,040.	2,244.

w* = nominal width
Dimensions listed under w h d are actual to the nearest 1/16″

Ordering Information

Monolithic Laminate and Veneer Inserts

1. **Pattern Number**
2. **Laminate or Veneer Finish**
3. **Edgeband Finish**

Order Code

Monolithic Inserts

Example:	**DP3L14224F**
DP3L1 4224F	Pattern Number
118	Bright White Laminate
118	Bright White Edgeband

Included with:

Monolithic Inserts

- **Attachment clips**

Note: Worksurface height monolithic tiles are to be used with worksurface height panel frames only.

Monolithic Laminate and Veneer Inserts
For 50″, 57″ and 64″ High Panel Frames
Base Raceway or Open Base

description	w *	w	h	d	pattern no.	Laminate	V1	V2	V3
42″ H Individual Monolithic Insert (For 50″H Panel Frame)	15″	14 5/8″	43 11/16″	7/16″	**DP3(L/V)15015**	$353.	$995.	$1,140.	$1,255.
	18″	17 5/8″	43 11/16″	7/16″	**DP3(L/V)15018**	408.	1,025.	1,181.	1,299.
	24″	23 5/8″	43 11/16″	7/16″	**DP3(L/V)15024**	456.	1,089.	1,228.	1,352.
	30″	29 5/8″	43 11/16″	7/16″	**DP3(L/V)15030**	528.	1,121.	1,288.	1,417.
	36″	35 5/8″	43 11/16″	7/16″	**DP3(L/V)15036**	710.	1,321.	1,518.	1,670.
	42″	41 5/8″	43 11/16″	7/16″	**DP3(L/V)15042**	748.	1,557.	1,792.	1,972.
	48″	47 5/8″	43 11/16″	7/16″	**DP3(L/V)15048**	754.	1,835.	2,111.	2,323.
49″ H Individual Monolithic Insert (For 57″H Panel Frame)	15″	14 5/8″	50 1/16″	7/16″	**DP3(L/V)15715**	411.	1,030.	1,295.	1,425.
	18″	17 5/8″	50 1/16″	7/16″	**DP3(L/V)15718**	443.	1,062.	1,334.	1,468.
	24″	23 5/8″	50 1/16″	7/16″	**DP3(L/V)15724**	529.	1,148.	1,442.	1,586.
	30″	29 5/8″	50 1/16″	7/16″	**DP3(L/V)15730**	664.	1,242.	1,561.	1,717.
	36″	35 5/8″	50 1/16″	7/16″	**DP3(L/V)15736**	719.	1,483.	1,855.	2,041.
	42″	41 5/8″	50 1/16″	7/16″	**DP3(L/V)15742**	881.	1,746.	2,188.	2,406.
	48″	47 5/8″	50 1/16″	7/16″	**DP3(L/V)15748**	887.	2,061.	2,583.	2,841.
64″ H Monolithic Tile Insert	15″	14 5/8″	64″	7/16″	**DP3V16415**		1,071.	1,343.	1,477.
	18″	17 5/8″	64″	7/16″	**DP3V16418**		1,105.	1,383.	1,522.
	24″	23 5/8″	64″	7/16″	**DP3V16424**		1,201.	1,509.	1,659.
	30″	29 5/8″	64″	7/16″	**DP3V16430**		1,297.	1,628.	1,791.
	36″	35 5/8″	64″	7/16″	**DP3V16436**		1,529.	1,916.	2,107.
	42″	41 5/8″	64″	7/16″	**DP3V16442**		1,806.	2,262.	2,489.
	48″	47 5/8″	64″	7/16″	**DP3V16448**		2,130.	2,668.	2,935.
	60″	59 5/8″	64″	7/16″	**DP3V16460**		2,662.	3,338.	3,673.

w* = nominal width
Dimensions listed under w h d are actual to the nearest 1/16″

Ordering Information

Monolithic Inserts

1. **Pattern Number**
2. **Laminate or Veneer Finish**
3. **Edgeband Finish**

Order Code

Monolithic Inserts

Example:	**DP3L15024**
DP3L1 5024	Pattern Number
118	Bright White Laminate
118	Bright White Edgeband

Included with:

Monolithic Inserts

- **Attachment clips**

Note: Worksurface height monolithic tiles are to be used with worksurface height panel frames only.

Monolithic Laminate and Veneer Inserts
For 50″, 57″ and 64″ High Panel Frames
Tile To Floor

description	w *	w	d	pattern no.	Laminate	V1	V2	V3
50″ H Individual Monolithic Insert Tile To Floor (For 50″H panel frame)	15″	14 5/8″	7/16″	**DP3(L/V)15015F**	$410.	$995.	$1,140.	$1,255.
	18″	17 5/8″	7/16″	**DP3(L/V)15018F**	439.	1,025.	1,181.	1,299.
	24″	23 5/8″	7/16″	**DP3(L/V)15024F**	526.	1,089.	1,228.	1,352.
	30″	29 5/8″	7/16″	**DP3(L/V)15030F**	660.	1,121.	1,288.	1,417.
	36″	35 5/8″	7/16″	**DP3(L/V)15036F**	715.	1,321.	1,518.	1,670.
	42″	41 5/8″	7/16″	**DP3(L/V)15042F**	875.	1,557.	1,792.	1,972.
	48″	47 5/8″	7/16″	**DP3(L/V)15048F**	884.	1,835.	2,111.	2,323.
57″ H Individual Monolithic Insert Tile To Floor (for 57″H panel frame)	15″	14 5/8″	7/16″	**DP3(L/V)15715F**	419.	1,030.	1,295.	1,425.
	18″	17 5/8″	7/16″	**DP3(L/V)15718F**	451.	1,062.	1,334.	1,468.
	24″	23 5/8″	7/16″	**DP3(L/V)15724F**	533.	1,148.	1,442.	1,586.
	30″	29 5/8″	7/16″	**DP3(L/V)15730F**	668.	1,242.	1,561.	1,717.
	36″	35 5/8″	7/16″	**DP3(L/V)15736F**	727.	1,483.	1,855.	2,041.
	42″	41 5/8″	7/16″	**DP3(L/V)15742F**	885.	1,746.	2,188.	2,406.
	48″	47 5/8″	7/16″	**DP3(L/V)15748F**	893.	2,061.	2,583.	2,841.
64″ H Monolithic Tile Insert, Tile to Floor	15″	14 5/8″	7/16″	**DP3V16415F**		1,071.	1,343.	1,477.
	18″	17 5/8″	7/16″	**DP3V16418F**		1,105.	1,383.	1,522.
	24″	23 5/8″	7/16″	**DP3V16424F**		1,201.	1,509.	1,659.
	30″	29 5/8″	7/16″	**DP3V16430F**		1,297.	1,628.	1,791.
	36″	35 5/8″	7/16″	**DP3V16436F**		1,529.	1,916.	2,107.
	42″	41 5/8″	7/16″	**DP3V16442F**		1,806.	2,262.	2,489.
	48″	47 5/8″	7/16″	**DP3V16448F**		2,130.	2,668.	2,935.
	60″	59 5/8″	7/16″	**DP3V16460F**		2,662.	3,338.	3,673.

w* = nominal width
Dimensions listed under w h d are actual to the nearest 1/16″

Ordering Information

Monolithic Laminate and Veneer Inserts

1. **Pattern Number**
2. **Laminate or Veneer Finish**
3. **Edgeband Finish**

Order Code

Monolithic Inserts

Example:	**DP3L15024F**
DP3L1 5024F	Pattern Number
118	Bright White Laminate
118	Bright White Edgeband

Included with:

Monolithic Inserts

- **Attachment clips**

Note: Worksurface height monolithic tiles are to be used with worksurface height panel frames only.

Tiled Fabric Inserts
7″, 10″ and 14″ High

description	w *	w	h	d	pattern no.	grade 10	20	30	40
7″ High Individual Tiled Fabric Insert	15″	14 5/8″	7 3/16″	7/16″	**DP1SO715**	$92.	$107.	$131.	$137.
	18″	17 5/8″	7 3/16″	7/16″	**DP1SO718**	92.	107.	131.	137.
	24″	23 5/8″	7 3/16″	7/16″	**DP1SO724**	97.	124.	134.	146.
	30″	29 5/8″	7 3/16″	7/16″	**DP1SO730**	111.	137.	150.	158.
	36″	35 5/8″	7 3/16″	7/16″	**DP1SO736**	131.	150.	158.	167.
	42″	41 5/8″	7 3/16″	7/16″	**DP1SO742**	137.	157.	171.	180.
	48″	47 5/8″	7 3/16″	7/16″	**DP1SO748**	147.	164.	180.	207.
	60″	59 5/8″	7 3/16″	7/16″	**DP1SO760**	158.	174.	181.	187.
10″ High Individual Tiled Fabric Insert	15″	14 5/8″	10 7/8″	7/16″	**DP1SO1015**	119.	133.	141.	145.
	18″	17 5/8″	10 7/8″	7/16″	**DP1SO1018**	119.	133.	141.	145.
	24″	23 5/8″	10 7/8″	7/16″	**DP1SO1024**	130.	142.	146.	155.
	30″	29 5/8″	10 7/8″	7/16″	**DP1SO1030**	133.	145.	154.	159.
	36″	35 5/8″	10 7/8″	7/16″	**DP1SO1036**	141.	154.	166.	192.
	42″	41 5/8″	10 7/8″	7/16″	**DP1SO1042**	145.	159.	187.	197.
	48″	47 5/8″	10 7/8″	7/16″	**DP1SO1048**	154.	177.	197.	202.
	60″	59 5/8″	10 7/8″	7/16″	**DP1SO1060**	159.	180.	189.	194.
14″ High Individual Tiled Fabric Insert	15″	14 5/8″	14 3/16″	7/16″	**DP1SO1415**	143.	158.	170.	177.
	18″	17 5/8″	14 3/16″	7/16″	**DP1SO1418**	143.	158.	170.	177.
	24″	23 5/8″	14 3/16″	7/16″	**DP1SO1424**	156.	174.	180.	192.
	30″	29 5/8″	14 3/16″	7/16″	**DP1SO1430**	158.	177.	187.	199.
	36″	35 5/8″	14 3/16″	7/16″	**DP1SO1436**	170.	187.	203.	231.
	42″	41 5/8″	14 3/16″	7/16″	**DP1SO1442**	177.	199.	226.	237.
	48″	47 5/8″	14 3/16″	7/16″	**DP1SO1448**	187.	218.	237.	246.
	60″	59 5/8″	14″ 3/16″	7/16″	**DP1SO1460**	199.	220.	227.	235.

w* = nominal width
Dimensions listed under w h d are actual to the nearest 1/16″

Ordering Information

Tiled Inserts

1. **Pattern Number**
2. **Fabric**

Order Code

Tiled Inserts

Example:	**DP1 SO1436, W234-5**
DP1 SO1436	Pattern Number
W234-5	Peano Sand fabric

Included with:

Tiled Inserts

- **Attachment clips**

Note: Tiled insert supports must be ordered separately (see opposite page for quantities required).

Options

Tiled Inserts

Tile to Floor Option:
To specify tile to floor for use with panel frames, add an "F" suffix to the pattern number and add $11 to the list price.

Railroading fabric option:
To specify railroaded fabric, add "RR" to the suffix of the pattern number.

Note: Tile to floor option available for 14″ and 28″ High inserts.

Tiled Fabric Inserts
21″ and 28″ High

description	w *	w	h	d	pattern no.	grade 10	20	30	40
21″ High Individual Tiled Fabric Insert	15″	14 5/8″	21 3/16″	7/16″	**DP1SO2115**	$170.	$198.	$214.	$234.
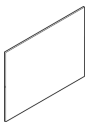	18″	17 5/8″	21 3/16″	7/16″	**DP1SO2118**	170.	198.	214.	234.
	24″	23 5/8″	21 3/16″	7/16″	**DP1SO2124**	209.	245.	266.	277.
	30″	29 5/8″	21 3/16″	7/16″	**DP1SO2130**	227.	266.	286.	306.
	36″	35 5/8″	21 3/16″	7/16″	**DP1SO2136**	253.	286.	322.	342.
	42″	41 5/8″	21 3/16″	7/16″	**DP1SO2142**	261.	289.	326.	350.
	48″	47 5/8″	21 3/16″	7/16″	**DP1SO2148**	274.	306.	340.	367.
	60″	59 5/8″	21 3/16″	7/16″	**DP1SO2160**	301.	326.	341.	351.
28″ High Individual Tiled Fabric Insert	15″	14 5/8″	29″	7/16″	**DP1SO2815**	180.	190.	204.	225.
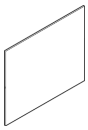	18″	17 5/8″	29″	7/16″	**DP1SO2818**	180.	190.	204.	225.
	24″	23 5/8″	29″	7/16″	**DP1SO2824**	203.	234.	257.	269.
	30″	29 5/8″	29″	7/16″	**DP1SO2830**	224.	257.	274.	299.
	36″	35 5/8″	29″	7/16″	**DP1SO2836**	243.	274.	311.	329.
	42″	42 5/8″	29″	7/16″	**DP1SO2842**	254.	275.	313.	336.
	48″	47 5/8″	29″	7/16″	**DP1SO2848**	262.	299.	326.	351.
	60″	59 5/8″	29″	7/16″	**DP1SO2860**	311.	333.	346.	365.

w* = nominal width
Dimensions listed under w h d are actual to the nearest 1/16

Ordering Information

Tiled Inserts

1. **Pattern Number**
2. **Fabric**

Order Code

Tiled Inserts

Example:	**DP1 SO1436, W234-5**
DP1 SO1436	Pattern Number
W234-5	Peano Sand fabric

Included With:

Tiled Inserts

- **Attachment clips**

Note: Tiled insert supports must be ordered separately (see opposite page for quantities required).

Options

Tiled Inserts

Tile to Floor Option:
To specify tile to floor for use with panel frames, add an "F" suffix to the pattern number and add $11 to the list price.

Railroading fabric option:
To specify railroaded fabric, add "RR" to the suffix of the pattern number.

Note: Tile to floor option available for 14″ and 28″ High inserts.

Tiled Fabric Inserts
Tile Supports

description	w *	d	pattern no.	list
D1 Tile Support/ External Reveal	15″	5/8″	**DP1SOS15**	$52.
	18″	5/8″	**DP1SOS18**	52.
	24″	5/8″	**DP1SOS24**	53.
	30″	5/8″	**DP1SOS30**	60.
	36″	5/8″	**DP1SOS36**	61.
	42″	5/8″	**DP1SOS42**	64.
	48″	5/8″	**DP1SOS48**	64.
	60″	5/8″	**DP1SOS60**	69.
D2 Tile Support/ Recessed Reveal	15″		**DP2SOS15**	47.
	18″		**DP2SOS18**	47.
	24″		**DP2SOS24**	48.
	30″		**DP2SOS30**	52.
	36″		**DP2SOS36**	53.
	42″		**DP2SOS42**	60.
	48″		**DP2SOS48**	60.
	60″		**DP2SOS60**	64.
D2 Tile Support Mounting Brackets (pair)			**DP2SOSC**	0.

w* = nominal width
Dimensions listed under w h d are actual to the nearest 1/16″

Ordering Information	Order Code		Included with:	Options
D1 Tile Support / External Reveal **1. Pattern Number** **2. Trim Finish** **D2 Tile Support / Recessed Reveal** **1. Pattern Number**	**D1 Tile Support / External Reveal Supports** *Example:* **DP1 SOS18, 117** **DP1 SOS18** Pattern Number **117** Soft Grey trim finish		**Note: D2 insert supports require mounting brackets.**	**Tiled Insert Supports**

Tiled Laminate and Veneer Inserts
7″, 10″, 14″, 21″ and 28″ High
Base Raceway or Open Base

description	w*	w	h	d	pattern no.	Laminate	V1	V2	V3
7″ H Individual Tiled Insert	15″	14 5/8″	7 3/16″	7/16″	**DP3(L/V)10715**	$192.	$735.	$848.	$932.
	18″	17 5/8″	7 3/16″	7/16″	**DP3(L/V)10718**	194.	755.	867.	954.
	24″	23 5/8″	7 3/16″	7/16″	**DP3(L/V)10724**	202.	800.	920.	1,012.
	30″	29 5/8″	7 3/16″	7/16″	**DP3(L/V)10730**	207.	839.	966.	1,063.
	36″	35 5/8″	7 3/16″	7/16″	**DP3(L/V)10736**	235.	883.	1,016.	1,117.
	42″	41 5/8″	7 3/16″	7/16″	**DP3(L/V)10742**	243.	930.	1,069.	1,175.
	48″	47 5/8″	7 3/16″	7/16″	**DP3(L/V)10748**	252.	965.	1,111.	1,222.
10″ H Individual Tiled Insert	15″	14 5/8″	10 3/16″	7/16″	**DP3(L/V)11015**	197.	746.	857.	942.
	18″	17 5/8″	10 3/16″	7/16″	**DP3(L/V)11018**	202.	766.	880.	968.
	24″	23 5/8″	10 3/16″	7/16″	**DP3(L/V)11024**	207.	808.	928.	1,021.
	30″	29 5/8″	10 3/16″	7/16″	**DP3(L/V)11030**	230.	854.	981.	1,080.
	36″	35 5/8″	10 3/16″	7/16″	**DP3(L/V)11036**	261.	893.	1,027.	1,129.
	42″	41 5/8″	10 3/16″	7/16″	**DP3(L/V)11042**	270.	937.	1,077.	1,185.
	48″	47 5/8″	10 3/16″	7/16″	**DP3(L/V)11048**	277.	979.	1,126.	1,238.
14″ H Individual Tiled Insert	15″	14 5/8″	14 3/16″	7/16″	**DP3(L/V)11415**	202.	756.	869.	956.
	18″	17 5/8″	14 3/16″	7/16″	**DP3(L/V)11418**	204.	779.	896.	985.
	24″	23 5/8″	14 3/16″	7/16″	**DP3(L/V)11424**	224.	821.	945.	1,038.
	30″	29 5/8″	14 3/16″	7/16″	**DP3(L/V)11430**	248.	864.	993.	1,093.
	36″	35 5/8″	14 3/16″	7/16″	**DP3(L/V)11436**	291.	904.	1,040.	1,143.
	42″	41 5/8″	14 3/16″	7/16″	**DP3(L/V)11442**	300.	949.	1,090.	1,200.
	48″	47 5/8″	14 3/16″	7/16″	**DP3(L/V)11448**	304.	989.	1,138.	1,252.
21″ H Individual Tiled Insert	15″	14 5/8″	21 3/16″	7/16″	**DP3(L/V)12115**	221.	805.	926.	1,019.
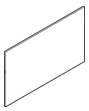	18″	17 5/8″	21 3/16″	7/16″	**DP3(L/V)12118**	243.	821.	945.	1,038.
	24″	23 5/8″	21 3/16″	7/16″	**DP3(L/V)12124**	288.	852.	979.	1,077.
	30″	29 5/8″	21 3/16″	7/16″	**DP3(L/V)12130**	293.	899.	1,033.	1,136.
	36″	35 5/8″	21 3/16″	7/16″	**DP3(L/V)12136**	419.	941.	1,084.	1,192.
	42″	41 5/8″	21 3/16″	7/16″	**DP3(L/V)12142**	424.	993.	1,142.	1,257.
	48″	47 5/8″	21 3/16″	7/16″	**DP3(L/V)12148**	430.	1,041.	1,196.	1,316.
28″ H Individual Tiled Insert	15″	14 5/8″	29″	7/16″	**DP3(L/V)12815**	289.	846.	973.	1,070.
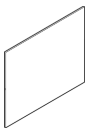	18″	17 5/8″	29″	7/16″	**DP3(L/V)12818**	304.	857.	985.	1,083.
	24″	23 5/8″	29″	7/16″	**DP3(L/V)12824**	347.	878.	1,010.	1,111.
	30″	29 5/8″	29″	7/16″	**DP3(L/V)12830**	404.	947.	1,088.	1,197.
	36″	35 5/8″	29″	7/16″	**DP3(L/V)12836**	438.	1,011.	1,163.	1,280.
	42″	41 5/8″	29″	7/16″	**DP3(L/V)12842**	524.	1,077.	1,239.	1,364.
	48″	47 5/8″	29″	7/16″	**DP3(L/V)12848**	531.	1,145.	1,318.	1,449.

w* = nominal width
Dimensions listed under w h d are actual to the nearest 1/16″

Ordering Information

Tiled Laminate and Veneer Inserts

1. **Pattern Number**
2. **Laminate or Veneer Finish**
3. **Edgeband Finish**

Order Code

Tiled Inserts

Example:	**DP3L10724**
DP3L1 0724	Pattern Number
118	Bright White Laminate
118	Bright White Edgeband

Included with:

Tiled Inserts

- **Attachment clips**

Note: Tiled insert supports must be ordered separately (see opposite page for quantities required)

Tiled Laminate and Veneer Inserts
14″ and 28″ High
Tile To Floor

description	w*	w	d	pattern no.	Laminate	V1	V2	V3
14″ H Individual Tiled Insert Tile to Floor	15″	14 5/8″	7/16″	**DP3(L/V)11415F**	$210.	$756.	$869.	$956.
	18″	17 5/8″	7/16″	**DP3(L/V)11418F**	225.	779.	896.	985.
	24″	23 5/8″	7/16″	**DP3(L/V)11424F**	246.	821.	945.	1,038.
	30″	29 5/8″	7/16″	**DP3(L/V)11430F**	275.	864.	993.	1,093.
	36″	35 5/8″	7/16″	**DP3(L/V)11436F**	327.	904.	1,040.	1,143.
	42″	41 5/8″	7/16″	**DP3(L/V)11442F**	352.	949.	1,090.	1,200.
	48″	47 5/8″	7/16″	**DP3(L/V)11448F**	358.	989.	1,138.	1,252.
28″ H Individual Tiled Insert Tile to Floor	15″	14 5/8″	7/16″	**DP3(L/V)12815F**	289.	846.	973.	1,070.
	18″	17 5/8″	7/16″	**DP3(L/V)12818F**	304.	857.	985.	1,083.
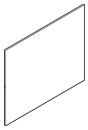	24″	23 5/8″	7/16″	**DP3(L/V)12824F**	347.	878.	1,010.	1,111.
	30″	29 5/8″	7/16″	**DP3(L/V)12830F**	404.	947.	1,088.	1,197.
	36″	35 5/8″	7/16″	**DP3(L/V)12836F**	438.	1,011.	1,163.	1,280.
	42″	41 5/8″	7/16″	**DP3(L/V)12842F**	524.	1,077.	1,239.	1,364.
	48″	47 5/8″	7/16″	**DP3(L/V)12848F**	531.	1,145.	1,318.	1,449.

w* = nominal width
Dimensions listed under w h d are actual to the nearest 1/16″

Ordering Information

Tiled Laminate and Veneer Inserts

1. **Pattern Number**
2. **Laminate or Veneer Finish**
3. **Edgeband Finish**

Order Code

Tiled Inserts

Example:	**DP3L11424F**
DP3L1 1424F	Pattern Number
118	Bright White Laminate
118	Bright White Edgeband

Included with:

Tiled Inserts

- **Attachment clips**

Note: Tiled insert supports must be ordered separately (see opposite page for quantities required)

Beltway Inserts
Lower Fabric Inserts
Beltway Cover and Insert Supports

description	w*	w	h	d	pattern no.	grade 10	20	30	40
8″ High Fabric Beltway Lower Insert, (For Worksurface Height Below Worksurface Beltway Panels)	18″	17 5/8″	7 7/8″	7/16″	**DP1SO0818**	$84.	$97.	$119.	$124.
	24″	23 5/8″	7 7/8″	7/16″	**DP1SO0824**	87.	113.	122.	134.
	30″	29 5/8″	7 7/8″	7/16″	**DP1SO0830**	100.	124.	137.	146.
	36″	35 5/8″	7 7/8″	7/16″	**DP1SO0836**	119.	137.	146.	154.
	42″	41 5/8″	7 7/8″	7/16″	**DP1SO0842**	124.	145.	156.	160.
	48″	47 5/8″	7 7/8″	7/16″	**DP1SO0848**	135.	150.	160.	190.
	60″	59 5/8″	7 7/8″	7/16″	**DP1SO0860**	146.	157.	162.	170.
10″ High Fabric Beltway Lower Insert, (For Below Worksurface Beltway Panels with Tile to Floor)	18″	17 5/8″	15 5/8″	7/16″	**DP1SO1018F**	130.	144.	152.	156.
	24″	23 5/8″	15 5/8″	7/16″	**DP1SO1024F**	141.	153.	157.	166.
	30″	29 5/8″	15 5/8″	7/16″	**DP1SO1030F**	144.	156.	165.	170.
	36″	35 5/8″	15 5/8″	7/16″	**DP1SO1036F**	152.	165.	177.	203.
	42″	41 5/8″	15 5/8″	7/16″	**DP1SO1042F**	156.	170.	198.	208.
	48″	47 5/8″	15 5/8″	7/16″	**DP1SO1048F**	165.	188.	208.	213.
	60″	59 5/8″	15 5/8″	7/16″	**DP1SO1060F**	170.	191.	200.	205.
24″ High Fabric Beltway Lower Insert, (For Beltway Panels only)	18″	17 5/8″	25 1/2″	7/16″	**DP1SO2418**	157.	181.	198.	214.
	24″	23 5/8″	25 1/2″	7/16″	**DP1SO2424**	196.	222.	243.	257.
	30″	29 5/8″	25 1/2″	7/16″	**DP1SO2430**	210.	243.	264.	287.
	36″	35 5/8″	25 1/2″	7/16″	**DP1SO2436**	232.	264.	299.	311.
	42″	41 5/8″	25 1/2″	7/16″	**DP1SO2442**	240.	268.	301.	319.
	48″	47 5/8″	25 1/2″	7/16″	**DP1SO2448**	253.	287.	307.	338.
	60″	59 5/8″	25 1/2″	7/16″	**DP1SO2460**	288.	306.	325.	346.
Beltway Cover and Insert Supports		18″		7/16″	**DP8BC18K**	173.	n/a	n/a	n/a
		24″		7/16″	**DP8BC24K**	198.	n/a	n/a	n/a
		30″		7/16″	**DP8BC30K**	220.	n/a	n/a	n/a
		36″		7/16″	**DP8BC36K**	240.	n/a	n/a	n/a
		42″		7/16″	**DP8BC42K**	268.	n/a	n/a	n/a
		48″		7/16″	**DP8BC48K**	301.	n/a	n/a	n/a
		60″		7/16″	**DP8BC60K**	347.	n/a	n/a	n/a

w* = nominal width
Dimensions listed under w h d are actual to the nearest 1/16″

Ordering Information

Beltway Cover/Insert Supports

1. **Pattern Number**
2. **Beltway Cover/Trim Finish**

Beltway Inserts

1. **Pattern Number**
2. **Fabric**

Order Code

Beltway Inserts

Example:	**DP1 SO2442, W257-6**
DP1 SO2442	Pattern Number
W257-6	Solid Crepe Blue Pine fabric

Beltway Cover/Insert Supports

Example:	**DP2 BC42K, 117**
DP2 BC42K	Pattern Number
117	Soft Grey Beltway Cover Trim

Included with:

Beltway Inserts

Beltway Cover/Insert Supports

- **Individual beltway cover**
- **Insert supports (top and bottom rail)**
- **Attachment hardware**
- **Beltway knockout covers**

Note: 24″H inserts are to only be used below beltways.

Options

Beltway Panel Inserts

Beltway Cover/Insert Supports
Beltway cover has a smooth finish

Tile to Floor Option:
To specify tile to floor, add an "F" suffix to the pattern number and add $11 to the list price.

Note: Tile to floor option available for 24″ high inserts.

Beltway Inserts
Lower Fabric Inserts
Beltway Cover and Insert Supports

description	w*	w	h	d	pattern no.	grade 10	20	30	40
Beltway Knockout Replacement Cover for Electrical and Data	Pkg of 10				**DE2KC10**	$124.	n/a	n/a	n/a

w* = nominal width
Dimensions listed under w h d are actual to the nearest 1/16″

Ordering Information

Beltway Cover/Insert Supports

1. **Pattern Number**
2. **Beltway Cover/Trim Finish**

Beltway Inserts

1. **Pattern Number**
2. **Fabric**

Order Code

Beltway Inserts

Example:	**DP1 SO2442, W257-6**
DP1 SO2442	Pattern Number
W257-6	Solid Crepe Blue Pine fabric

Beltway Cover/Insert Supports

Example:	**DP2 BC42K, 117**
DP2 BC42K	Pattern Number
117	Soft Grey Beltway Cover Trim

Included with:

Beltway Inserts

Beltway Cover/Insert Supports

- **Individual beltway cover**
- **Insert supports (top and bottom rail)**
- **Attachment hardware**
- **Beltway knockout covers**

Note: 24″H inserts are to only be used below beltways.

Options

Beltway Panel Inserts

Beltway Cover/Insert Supports
Beltway cover has a smooth finish

Tile to Floor Option:
To specify tile to floor, add an "F" suffix to the pattern number and add $11 to the list price.

Note: Tile to floor option available for 24″ high inserts.

Beltway Inserts
Lower Steel Inserts

description	w*	w	h	d	pattern no.	1 pack P1	1 pack P2	1 pack P3	2 pack P1	2 pack P2	2 pack P3
24″ High Solid Steel Insert	18″	17 5/8″	25 1/2″	7/16″	**DP3SS( )2418**	$185.	$221.	$235.	$319.	$372.	$407.
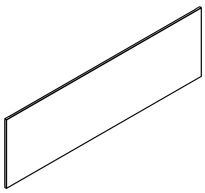	24″	23 5/8″	25 1/2″	7/16″	**DP3SS( )2424**	227.	261.	286.	400.	457.	495.
	30″	29 5/8″	25 1/2″	7/16″	**DP3SS( )2430**	240.	281.	306.	422.	495.	537.
	36″	35 5/8″	25 1/2″	7/16″	**DP3SS( )2436**	271.	307.	343.	472.	537.	599.
	42″	41 5/8″	25 1/2″	7/16″	**DP3SS( )2442**	278.	309.	344.	493.	545.	606.
	48″	47 5/8″	25 1/2″	7/16″	**DP3SS( )2448**	289.	328.	361.	506.	580.	633.
24″ High Perforated Steel Insert	18″	17 5/8″	25 1/2″	7/16″	**DP3PSB( )2418**	275.	327.	359.	479.	561.	610.
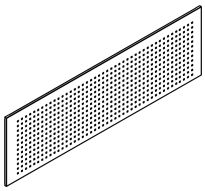	24″	23 5/8″	25 1/2″	7/16″	**DP3PSB( )2424**	341.	391.	424.	599.	682.	748.
	30″	29 5/8″	25 1/2″	7/16″	**DP3PSB( )2430**	367.	422.	459.	639.	748.	808.
	36″	35 5/8″	25 1/2″	7/16″	**DP3PSB( )2436**	409.	462.	513.	707.	808.	894.
	42″	41 5/8″	25 1/2″	7/16″	**DP3PSB( )2442**	421.	465.	516.	740.	820.	906.
	48″	47 5/8″	25 1/2″	7/16″	**DP3PSB( )2448**	428.	494.	538.	767.	875.	953.
24″ High Embossed Steel Insert	18″	17 5/8″	25 1/2″	7/16″	**DP3ESB( )2418**	275.	327.	359.	479.	561.	610.
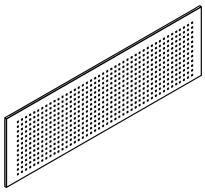	24″	23 5/8″	25 1/2″	7/16″	**DP3ESB( )2424**	341.	391.	424.	599.	682.	748.
	30″	29 5/8″	25 1/2″	7/16″	**DP3ESB( )2430**	367.	422.	459.	639.	748.	808.
	36″	35 5/8″	25 1/2″	7/16″	**DP3ESB( )2436**	409.	462.	513.	707.	808.	894.
	42″	41 5/8″	25 1/2″	7/16″	**DP3ESB( )2442**	421.	465.	516.	740.	820.	906.
	48″	47 5/8″	25 1/2″	7/16″	**DP3ESB( )2448**	428.	494.	538.	767.	875.	953.

w* = nominal width
Dimensions listed under w h d are actual to the nearest 1/16″

Ordering Information

Steel Insert

1. **Pattern number**
2. **Paint finish**

Order Code

Steel Insert

Example:	**DP3SS( )2418 115**
DP3 SS22418	Pattern number
115	Medium Grey paint

Included with:

Steel Insert

Note: 24″H inserts are to only be used below beltways.

Options

Steel Insert

Insert pack quantity into parenthesis in pattern number

Tile to Floor Option:
To specify tile to floor, add an 'F' suffix to the pattern number and add $17 for a single pack or $33 for a double pack.

Note: Tile to Floor option available for 24″ high inserts.

Beltway Inserts
Lower Laminate and Veneer Inserts

description	w*	w	d	pattern no.	Laminate	V1	V2	V3
24″ H Beltway Lower Insert Base Raceway or Open Base	15″	14 5/8″	7/16″	**DP3(L/V)12415**	$238.	$805.	$926.	$1,019.
	18″	17 5/8″	7/16″	**DP3(L/V)12418**	254.	821.	945.	1,038.
	24″	23 5/8″	7/16″	**DP3(L/V)12424**	286.	852.	979.	1,077.
	30″	29 5/8″	7/16″	**DP3(L/V)12430**	338.	899.	1,033.	1,136.
	36″	35 5/8″	7/16″	**DP3(L/V)12436**	414.	941.	1,084.	1,192.
	42″	41 5/8″	7/16″	**DP3(L/V)12442**	422.	993.	1,142.	1,257.
	48″	47 5/8″	7/16″	**DP3(L/V)12448**	427.	1,041.	1,196.	1,316.
24″ H Beltway Lower Insert Tile to Floor	15″	14 5/8″	7/16″	**DP3(L/V)12415F**	238.	805.	926.	1,019.
	18″	17 5/8″	7/16″	**DP3(L/V)12418F**	254.	821.	945.	1,038.
	24″	23 5/8″	7/16″	**DP3(L/V)12424F**	286.	852.	979.	1,077.
	30″	29 5/8″	7/16″	**DP3(L/V)12430F**	338.	899.	1,033.	1,136.
	36″	35 5/8″	7/16″	**DP3(L/V)12436F**	414.	941.	1,084.	1,192.
	42″	41 5/8″	7/16″	**DP3(L/V)12442F**	422.	993.	1,142.	1,257.
	48″	47 5/8″	7/16″	**DP3(L/V)12448F**	427.	1,041.	1,196.	1,316.

w* = nominal width
Dimensions listed under w h d are actual to the nearest 1/16″

Ordering Information

Beltway Laminate and Veneer Inserts

1. **Pattern Number**
2. **Laminate or Veneer Finish**
3. **Edgeband Finish**

Order Code

Beltway Inserts

Example:	**DP3L12436**
DP3L1 2436	Pattern Number
118	Bright White Laminate
118	Bright White Edgeband

Included with:

Beltway Inserts

- **Attachment clips**

Note: 24″H inserts are to only be used below beltways.

High Acoustic Core Inserts
Sound Transmission Septum Inserts

description	type	pattern no.	High Acoustic Core Insert	Sound Transmission Septum Insert
50″ High 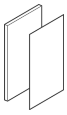	For 18″ panel width	**DP1( ) 5018**	$214.	$81.
	For 24″ panel width	**DP1( ) 5024**	233.	81.
	For 30″ panel width	**DP1( ) 5030**	249.	81.
	For 36″ panel width	**DP1( ) 5036**	268.	125.
	For 42″ panel width	**DP1( ) 5042**	292.	125.
	For 48″ panel width	**DP1( ) 5048**	337.	125.
64″ High 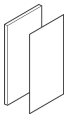	For 18″ panel width	**DP1( ) 6418**	249.	81.
	For 24″ panel width	**DP1( ) 6424**	268.	81.
	For 30″ panel width	**DP1( ) 6430**	283.	81.
	For 36″ panel width	**DP1( ) 6436**	329.	125.
	For 42″ panel width	**DP1( ) 6442**	377.	125.
	For 48″ panel width	**DP1( ) 6448**	415.	125.
78″ High 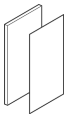	For 18″ panel width	**DP1( ) 7818**	287.	134.
	For 24″ panel width	**DP1( ) 7824**	327.	134.
	For 30″ panel width	**DP1( ) 7830**	366.	134.
	For 36″ panel width	**DP1( ) 7836**	397.	153.
	For 42″ panel width	**DP1( ) 7842**	423.	153.
	For 48″ panel width	**DP1( ) 7848**	513.	153.

Ordering Information	Order Code	Included with:	Options
Inserts **1. Pattern Number**	**Inserts** *Example:* **DP1(AC) 6448** **DP1(AC)** Pattern Number **6448**	**Inserts** • **High Acoustic Core Insert** • **Sound Transmission Septum Insert**	**Inserts** **Insert the appropriate letters for insert required within the parentheses of the pattern number.** **(AC) = High Acoustic** **(ST) = Sound Transmission**

Window Insert Kits
Single Pane Windows

description	h	w	pattern no.	P1	P2	P3
Window, top position with topway	14″	24″	**D2P1( )T1424**	$719.	$764.	$799.
	14″	30″	**D2P1( )T1430**	838.	877.	922.
	14″	36	**D2P1( )T1436**	881.	925.	971.
	14″	42″	**D2P1( )T1442**	1,047.	1,099.	1,153.
	14″	48″	**D2P1( )T1448**	1,068.	1,123.	1,181.
	21″	24″	**D2P1( )T2124**	785.	824.	862.
	21″	30″	**D2P1( )T2130**	925.	972.	1,019.
	21″	36″	**D2P1( )T2136**	996.	1,047.	1,092.
	21″	42″	**D2P1( )T2142**	1,187.	1,248.	1,306.
	21″	48″	**D2P1( )T2148**	1,322.	1,392.	1,457.
	28″	24″	**D2P1( )T2824**	862.	907.	955.
	28″	30″	**D2P1( )T2830**	1,019.	1,068.	1,122.
	28″	36″	**D2P1( )T2836**	1,092.	1,153.	1,203.
	28″	42″	**D2P1( )T2842**	1,306.	1,374.	1,441.
	28″	48″	**D2P1( )T2848**	1,457.	1,530.	1,601.
Window, top position full view	14″	24″	**D2P1( )VT1424**	672.	712.	744.
	14″	30″	**D2P1( )VT1430**	783.	817.	859.
	14″	36″	**D2P1( )VT1436**	881.	925.	971.
	14″	42″	**D2P1( )VT1442**	1,047.	1,099.	1,153.
	14″	48″	**D2P1( )VT1448**	1,068.	1,123.	1,181.
	21″	24″	**D2P1( )VT2124**	785.	824.	862.
	21″	30″	**D2P1( )VT2130**	925.	972.	1,019.
	21″	36″	**D2P1( )VT2136**	996.	1,047.	1,092.
	21″	42″	**D2P1( )VT2142**	1,187.	1,248.	1,306.
	21″	48″	**D2P1( )VT2148**	1,322.	1,392.	1,457.
	28″	24″	**D2P1( )VT2824**	862.	907.	955.
	28″	30″	**D2P1( )VT2830**	1,019.	1,068.	1,122.
	28″	36″	**D2P1( )VT2836**	1,092.	1,153.	1,203.
	28″	42″	**D2P1( )VT2842**	1,306.	1,374.	1,441.
	28″	48″	**D2P1( )VT2848**	1,457.	1,530.	1,601.
Window, middle position	14″	24″	**D2P1( )VL1424**	672.	712.	744.
	14″	30″	**D2P1( )VL1430**	783.	817.	859.
	14″	36″	**D2P1( )VL1436**	881.	925.	971.
	14″	42″	**D2P1( )VL1442**	1,047.	1,099.	1,153.
	14″	48″	**D2P1( )VL1448**	1,068.	1,123.	1,181.

Ordering Information

Single Pane Window Kit

1. **Pattern number**
2. **Paint finish**

Order Code

Single Pane Window Kit

Example:	**D2P1GT1448, 117**
D2P1	Single Pane Window w/
GT1448	Clear Glass
117	Soft Grey Paint

Included with:

Single Pane Window Kit

Note: The single pane window insert kit is not compatible with the D2 style stack frame. Use D1 style stack frames with single pane window insert kits.

Note: Use top position window insert kits when using with D1 style stack frames.

Options

Single Pane Window Kit

Note: Single Pane Window Kit must be used with D2 Style Supports

Glass Options:
(G) = Clear Tempered Glass
(F) = Powder Glass

Markerboard Tiles
7″, 10″, 14″ and 21″ High

description	h	w	pattern no.	1 pack	6 pack
D3 7″ Markerboard tile	7″	18″	**DP3MB( )718**	$130.	$571.
	7″	24″	**DP3MB( )724**	135.	606.
	7″	30″	**DP3MB( )730**	145.	669.
	7″	36″	**DP3MB( )736**	180.	782.
	7″	42″	**DP3MB( )742**	191.	833.
	7″	48″	**DP3MB( )748**	199.	883.
D3 10″ Markerboard tile	10″	18″	**DP3MB( )1018**	180.	796.
	10″	24″	**DP3MB( )1024**	191.	847.
	10″	30″	**DP3MB( )1030**	192.	883.
	10″	36″	**DP3MB( )1036**	216.	936.
	10″	42″	**DP3MB( )1042**	222.	993.
	10″	48″	**DP3MB( )1048**	235.	1,056.
D3 14″ Markerboard tile	14″	18″	**DP3MB( )1418**	180.	796.
	14″	24″	**DP3MB( )1424**	191.	847.
	14″	30″	**DP3MB( )1430**	192.	883.
	14″	36″	**DP3MB( )1436**	216.	936.
	14″	42″	**DP3MB( )1442**	222.	993.
	14″	48″	**DP3MB( )1448**	235.	1,056.
D3 21″ Markerboard tile	21″	18″	**DP3MB( )2118**	227.	1,186.
	21″	24″	**DP3MB( )2124**	287.	1,487.
	21″	30″	**DP3MB( )2130**	305.	1,596.
	21″	36″	**DP3MB( )2136**	344.	1,770.
	21″	42″	**DP3MB( )2142**	351.	1,836.
	21″	48″	**DP3MB( )2148**	362.	1,913.

Ordering Information	Order Code	Included with:	Options
Markerboard Tiles **1. Pattern Number**	**Markerboard Tiles** *Example:* **DP3MB(1) 1436** **DP3MB(1)** Pattern Number **1436**	**Markerboard Tiles**	**Markerboard Tiles** **(1) = 1 Pack** **(6) = 6 Pack**

Markerboard Tiles
24″ and 28″ High and Markerboard Tray

description	height	width	pattern number	1 pack	2 pack	P1	P2	P3
D3 24″ Markerboard tile	24″	18″	**DP3MB( )2418**	$227.	$396.			
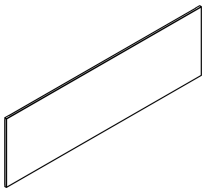	24″	24″	**DP3MB( )2424**	287.	493.			
	24″	30″	**DP3MB( )2430**	305.	530.			
	24″	36″	**DP3MB( )2436**	344.	592.			
	24″	42″	**DP3MB( )2442**	351.	611.			
	24″	48″	**DP3MB( )2448**	362.	634.			
D3 28″ Markerboard tile	28″	18″	**DP3MB( )2818**	251.	431.			
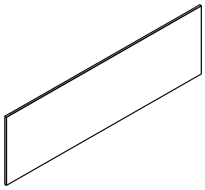	28″	24″	**DP3MB( )2824**	289.	501.			
	28″	30″	**DP3MB( )2830**	306.	539.			
	28″	36″	**DP3MB( )2836**	344.	604.			
	28″	42″	**DP3MB( )2842**	351.	620.			
	28″	48″	**DP3MB( )2848**	362.	641.			
Markerboard Tray		24″	**DP1MBT24**			199.	209.	218.
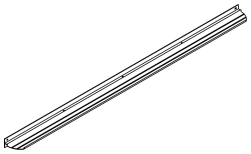		30″	**DP1MBT30**			204.	213.	222.
		36″	**DP1MBT36**			207.	218.	225.
		42″	**DP1MBT42**			210.	221.	230.
		48″	**DP1MBT48**			216.	224.	235.

Ordering Information	Order Code	Included with:	Options
Markerboard Tiles **1. Pattern Number** **Markerboard Tray** **1. Pattern Number** **2. Paint Finish**	**Markerboard Tiles** *Example:* **DP3MB(1) 1436** **DP3MB(1)** Pattern Number **1436**	**Markerboard Tiles**	**Markerboard Tiles** **(1) = 1 Pack** **(2) = 2 Pack**

Steel Insert Kits

7″, 8″, 10″, 14″ and 21″ High Solid Steel Insert

description	w*	w	h	d	pattern no.	1 pack P1	1 pack P2	1 pack P3	6 pack P1	6 pack P2	6 pack P3
D3 7″ High Solid Steel Insert	15″	14 5/8″	7 3/16″	7/16″	**DP3SS( )715**	$101.	$122.	$142.	$460.	$531.	$633.
	18″	17 5/8″	7 3/16″	7/16″	**DP3SS( )718**	101.	122.	142.	460.	531.	633.
	24″	23 5/8″	7 3/16″	7/16″	**DP3SS( )724**	109.	135.	145.	489.	605.	658.
	30″	29 5/8″	7 3/16″	7/16″	**DP3SS( )730**	124.	147.	165.	546.	672.	730.
	36″	35 5/8″	7 3/16″	7/16″	**DP3SS( )736**	143.	171.	183.	633.	730.	786.
	42″	41 5/8″	7 3/16″	7/16″	**DP3SS( )742**	153.	181.	192.	672.	776.	842.
	48″	47 5/8″	7 3/16″	7/16″	**DP3SS( )748**	160.	185.	194.	714.	820.	887.
D3 8″ High Solid Steel Insert	18″	17 5/8″	8 3/16″	7/16″	**DP3SS( )0818**	113.	131.	148.	463.	539.	639.
	24″	23 5/8″	8 3/16″	7/16″	**DP3SS( )0824**	117.	142.	155.	493.	608.	659.
	30″	29 5/8″	8 3/16″	7/16″	**DP3SS( )0830**	134.	156.	171.	556.	676.	737.
	36″	35 5/8″	8 3/16″	7/16″	**DP3SS( )0836**	149.	180.	189.	641.	735.	793.
	42″	41 5/8″	8 3/16″	7/16″	**DP3SS( )0842**	158.	186.	196.	676.	778.	845.
	48″	47 5/8″	8 3/16″	7/16″	**DP3SS( )0848**	166.	190.	203.	717.	824.	904.
D3 10″ High Solid Steel Insert	15″	14 5/8″	10 3/16″	7/16″	**DP3SS( )1015**	143.	166.	176.	644.	730.	763.
	18″	17 5/8″	10 3/16″	7/16″	**DP3SS( )1018**	143.	166.	176.	644.	730.	763.
	24″	23 5/8″	10 3/16″	7/16″	**DP3SS( )1024**	153.	180.	183.	691.	786.	820.
	30″	29 5/8″	10 3/16″	7/16″	**DP3SS( )1030**	155.	183.	189.	714.	831.	860.
	36″	35 5/8″	10 3/16″	7/16″	**DP3SS( )1036**	176.	194.	210.	763.	875.	916.
	42″	41 5/8″	10 3/16″	7/16″	**DP3SS( )1042**	182.	204.	227.	801.	916.	1,005.
	48″	47 5/8″	10 3/16″	7/16″	**DP3SS( )1048**	189.	230.	235.	860.	1,031.	1,075.

Order information

Freestanding Foot

1. **Pattern number**
2. **Finish**

Order Code

Freestanding Foot

Example:	**DFFEUS( )**
DFFEUS	Pattern number
115	Medium Grey paint

Included with:

Solid Steel Insert

Solid Steel Insert

Insert pack quantity into parenthesis in pattern number

Tile to Floor Option:
Tile to Floor available in heights of 14″, Worksurface Height, 24″ and 28″. To specify tile to floor, add an 'F' suffix to the pattern number and add $17 for a single pack, $33 for a double pack and $99 for a 6 pack to the list price.

Steel Insert Kits

7″, 8″, 10″, 14″ and 21″ High Solid Steel Insert

description	w*	w	h	d	pattern no.	1 pack P1	1 pack P2	1 pack P3	6 pack P1	6 pack P2	6 pack P3
D3 14″ High Solid Steel Insert	15″	14 5/8″	14 3/16″	7/16″	**DP3SS( )1415**	$143.	$166.	$176.	$644.	$730.	$763.
	18″	17 5/8″	14 3/16″	7/16″	**DP3SS( )1418**	143.	166.	176.	644.	730.	763.
	24″	23 5/8″	14 3/16″	7/16″	**DP3SS( )1424**	153.	180.	183.	691.	786.	820.
	30″	29 5/8″	14 3/16″	7/16″	**DP3SS( )1430**	155.	183.	189.	714.	831.	860.
	36″	35 5/8″	14 3/16″	7/16″	**DP3SS( )1436**	176.	194.	210.	763.	875.	916.
	42″	41 5/8″	14 3/16″	7/16″	**DP3SS( )1442**	182.	204.	227.	801.	916.	1,005.
	48″	47 5/8″	14 3/16″	7/16″	**DP3SS( )1448**	189.	230.	235.	860.	1,031.	1,075.
D3 21″ High Solid Steel Insert	15	14 5/8″	21 3/16″	7/16″	**DP3SS( )2115**	186.	222.	237.	962.	1,134.	1,234.
	18″	17 5/8″	21 3/16″	7/16″	**DP3SS( )2118**	186.	222.	237.	962.	1,134.	1,234.
	24″	23 5/8″	21 3/16″	7/16″	**DP3SS( )2124**	231.	262.	288.	1,202.	1,372.	1,505.
	30″	29 5/8″	21 3/16″	7/16″	**DP3SS( )2130**	245.	287.	309.	1,289.	1,505.	1,619.
	36″	35 5/8″	21 3/16″	7/16″	**DP3SS( )2136**	273.	312.	347.	1,434.	1,619.	1,807.
	42″	41 5/8″	21 3/16″	7/16″	**DP3SS( )2142**	284.	313.	349.	1,491.	1,649.	1,835.
	48″	47 5/8″	21 3/16″	7/16″	**DP3SS( )2148**	290.	333.	363.	1,546.	1,762.	1,920.

Order information

Freestanding Foot

1. **Pattern number**
2. **Finish**

Order Code

Freestanding Foot

Example:	**DFFEUS( )**
DFFEUS	Pattern number
115	Medium Grey paint

Included with:

Solid Steel Insert

Solid Steel Insert

Insert pack quantity into parenthesis in pattern number

Tile to Floor Option:
Tile to Floor available in heights of 14″, Worksurface Height, 24″ and 28″. To specify tile to floor, add an 'F' suffix to the pattern number and add $17 for a single pack, $33 for a double pack and $99 for a 6 pack to the list price.

Steel Insert Kits

Worksurface Height and 28″ High Solid Steel Insert

description	w*	w	h	d	pattern no.	1 pack P1	1 pack P2	1 pack P3	2 pack P1	2 pack P2	2 pack P3
D3 Worksurface Height Solid Steel Insert	15″	14 5/8″	22 1/2″	7/16″	**DP3SS( )WH15**	$186.	$222.	$237.	$323.	$377.	$412.
	18″	17 5/8″	22 1/2″	7/16″	**DP3SS( )WH18**	186.	222.	237.	323.	377.	412.
	24″	23 5/8″	22 1/2″	7/16″	**DP3SS( )WH24**	231.	262.	288.	402.	460.	497.
	30″	29 5/8″	22 1/2″	7/16″	**DP3SS( )WH30**	245.	287.	309.	425.	497.	544.
	36″	35 5/8″	22 1/2″	7/16″	**DP3SS( )WH36**	273.	312.	347.	477.	544.	605.
	42″	41 5/8″″	22 1/2″	7/16″	**DP3SS( )WH42**	284.	313.	349.	495.	554.	610.
	48″	47 5/8″	22 1/2″	7/16″	**DP3SS( )WH48**	290.	333.	363.	511.	588.	642.
D3 28″ High Solid Steel Insert	15″	14 5/8″	29″	7/16″	**DP3SS( )2815**	202.	202.	235.	349.	380.	412.
	18″	17 5/8″	29″	7/16″	**DP3SS( )2818**	202.	202.	235.	349.	380.	412.
	24″	23 5/8″	29″	7/16″	**DP3SS( )2824**	233.	233.	288.	404.	463.	504.
	30″	29 5/8″	29″	7/16″	**DP3SS( )2830**	252.	287.	312.	438.	504.	554.
	36″	35 5/8″	29″	7/16″	**DP3SS( )2836**	273.	312.	347.	485.	554.	610.
	42″	41 5/8″	29″	7/16″	**DP3SS( )2842**	284.	317.	347.	497.	557.	618.
	48″	47 5/8″	29″	7/16″	**DP3SS( )2848**	290.	333.	365.	521.	591.	644.

Ordering Information

Solid Steel Insert

1. **Pattern number**
2. **Paint finish**

Order Code

Solid Steel Insert

Example:	**DP3SS( )2118 115**
DP3 SS22118	Pattern number
115	Medium Grey paint

Included with:

Solid Steel Insert

Options

Solid Steel Insert

Insert pack quantity into parenthesis in pattern number

Tile to Floor Option:
Tile to Floor available in heights of 14″, Worksurface Height, 24″ and 28″. To specify tile to floor, add an 'F' suffix to the pattern number and add $17 for a single pack, $33 for a double pack and $99 for a 6 pack to the list price.

Steel Insert Kits

7″, 10″, 14″ and 21″ High Perforated Steel Insert

description	w*	w	h	d	pattern no.	1 pack P1	1 pack P2	1 pack P3	6 pack P1	6 pack P2	6 pack P3
D3 7″ High Perforated Steel Insert	15″	14 5/8″	7 3/16″	7/16″	**DP3PSB( )715**	$155.	$182.	$218.	$691.	$801.	$945.
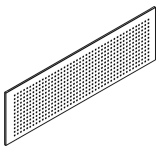	18″	17 5/8″	7 3/16″	7/16″	**DP3PSB( )718**	155.	182.	218.	691.	801.	945.
	24″	23 5/8″	7 3/16″	7/16″	**DP3PSB( )724**	166.	204.	224.	730.	904.	985.
	30″	29 5/8″	7 3/16″	7/16″	**DP3PSB( )730**	185.	230.	240.	820.	1,019.	1,104.
	36″	35 5/8″	7 3/16″	7/16″	**DP3PSB( )736**	222.	257.	271.	945.	1,104.	1,187.
	42″	41 5/8″	7 3/16″	7/16″	**DP3PSB( )742**	234.	266.	290.	1,019.	1,161.	1,273.
	48″	47 5/8″	7 3/16″	7/16″	**DP3PSB( )748**	239.	274.	300.	1,075.	1,234.	1,328.
D3 8″ High Perforated Steel Insert	18″	17 5/8″	8 3/16″	7/16″	**DP3PSB( )0818**	159.	187.	224.	696.	810.	945.
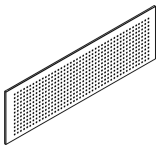	24″	23 5/8″	8 3/16″	7/16″	**DP3PSB( )0824**	173.	209.	230.	735.	906.	992.
	30″	29 5/8″	8 3/16″	7/16″	**DP3PSB( )0830**	190.	235.	251.	824.	1,021.	992.
	36″	35 5/8″	8 3/16″	7/16″	**DP3PSB( )0836**	227.	262.	277.	948.	1,106.	1,189.
	42″	41 5/8″	8 3/16″	7/16″	**DP3PSB( )0842**	239.	271.	300.	1,021.	1,164.	1,274.
	48″	47 5/8″	8 3/16″	7/16″	**DP3PSB( )0848**	248.	283.	304.	1,079.	1,235.	1,329.
D3 10″ High Perforated Steel Insert	15″	14 5/8″	10 3/16″	7/16″	**DP3PSB( )1015**	222.	252.	259.	973.	1,104.	1,148.
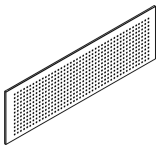	18″	17 5/8″	10 3/16″	7/16″	**DP3PSB( )1018**	222.	252.	259.	973.	1,104.	1,148.
	24″	23 5/8″	10 3/16″	7/16″	**DP3PSB( )1024**	234.	262.	271.	1,031.	1,187.	1,234.
	30″	29 5/8″	10 3/16″	7/16″	**DP3PSB( )1030**	235.	271.	287.	1,075.	1,247.	1,289.
	36″	35 5/8″	10 3/16″	7/16″	**DP3PSB( )1036**	259.	300.	313.	1,148.	1,317.	1,372.
	42″	41 5/8″	10 3/16″	7/16″	**DP3PSB( )1042**	270.	309.	336.	1,202.	1,372.	1,505.
	48″	47 5/8″	10 3/16″	7/16″	**DP3PSB( )1048**	287.	340.	361.	1,289.	1,546.	1,619.

Ordering Information

Perforated Steel Insert

1. **Pattern number**
2. **Paint finish**

Order Code

Perforated Steel Insert

Example:	**DP3PBS21430 117**
DP3	Pattern number
PSB21430	
117	Soft Grey paint

Included with:

Perforated Steel Insert

Options

Perforated Steel Insert

Insert pack quantity into parenthesis in pattern number

Tile to Floor Option:
Tile to Floor available in heights of 14″, Worksurface Height, 24″ and 28″. To specify tile to floor, add an 'F' suffix to the pattern number and add $17 for a single pack, $33 for a double pack and $99 for a 6 pack to the list price.

Tile to Floor Option not available on DP2 perforated steel tile insert.

Steel Insert Kits

7″, 10″, 14″ and 21″ High Perforated Steel Insert

description	w*	w	h	d	pattern no.	1 pack P1	1 pack P2	1 pack P3	6 pack P1	6 pack P2	6 pack P3
D3 14″ High Perforated Steel Insert	15″	14 5/8″	14 3/16″	7/16″	**DP3PSB( )1415**	$222.	$252.	$259.	$973.	$1,104.	$1,148.
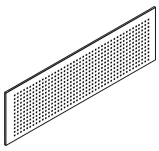	18″	17 5/8″	14 3/16″	7/16″	**DP3PSB( )1418**	222.	252.	259.	973.	1,104.	1,148.
	24″	23 5/8″	14 3/16″	7/16″	**DP3PSB( )1424**	234.	262.	271.	1,031.	1,187.	1,234.
	30″	29 5/8″	14 3/16″	7/16″	**DP3PSB( )1430**	235.	271.	287.	1,075.	1,247.	1,289.
	36″	35 5/8″	14 3/16″	7/16″	**DP3PSB( )1436**	259.	300.	313.	1,148.	1,317.	1,372.
	42″	41 5/8″	14 3/16″	7/16″	**DP3PSB( )1442**	270.	309.	336.	1,202.	1,372.	1,505.
	48″	47 5/8″	14 3/16″	7/16″	**DP3PSB( )1448**	287.	340.	361.	1,289.	1,546.	1,619.
D3 21″ High Perforated Steel Insert	15″	14 5/8″	21 3/16″	7/16″	**DP3PSB( )2115**	276.	332.	362.	1,447.	1,702.	1,852.
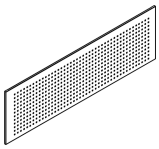	18″	17 5/8″	21 3/16″	7/16″	**DP3PSB( )2118**	276.	332.	362.	1,447.	1,702.	1,852.
	24″	23 5/8″	21 3/16″	7/16″	**DP3PSB( )2124**	344.	397.	431.	1,807.	2,063.	2,263.
	30″	29 5/8″	21 3/16″	7/16″	**DP3PSB( )2130**	368.	425.	463.	1,931.	2,263.	2,439.
	36″	35 5/8″	21 3/16″	7/16″	**DP3PSB( )2136**	413.	469.	521.	2,145.	2,439.	2,709.
	42″	41 5/8″	21 3/16″	7/16″	**DP3PSB( )2142**	424.	473.	522.	2,238.	2,476.	2,751.
	48″	47 5/8″	21 3/16″	7/16″	**DP3PSB( )2148**	436.	496.	545.	2,325.	2,651.	2,884.

Ordering Information	Order Code	Included with:	Options
Perforated Steel Insert **1. Pattern number** **2. Paint finish**	**Perforated Steel Insert** Example: **DP3PBS21430 117** **DP3** Pattern number **PSB21430** **117** Soft Grey paint	**Perforated Steel Insert**	**Perforated Steel Insert** **Insert pack quantity into parenthesis in pattern number** **Tile to Floor Option:** **Tile to Floor available in heights of 14″, Worksurface Height, 24″ and 28″. To specify tile to floor, add an 'F' suffix to the pattern number and add $17 for a single pack, $33 for a double pack and $99 for a 6 pack to the list price.** **Tile to Floor Option not available on DP2 perforated steel tile insert.**

Steel Insert Kits

14″, Worksurface Height and 28″ High Perforated Steel Insert

description	w*	w	h	d	pattern no.	1 pack P1	1 pack P2	1 pack P3	2 pack P1	2 pack P2	2 pack P3
D3 Worksurface Height Perforated Steel Insert	15″	14 5/8″	22 1/2″	7/16″	**DP3PSB( )WH15**	$276.	$332.	$362.	$485.	$565.	$618.
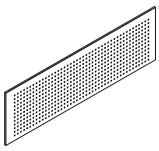	18″	17 5/8″	22 1/2″	7/16″	**DP3PSB( )WH18**	276.	332.	362.	485.	565.	618.
	24″	23 5/8″	22 1/2″	7/16″	**DP3PSB( )WH24**	344.	397.	431.	605.	691.	757.
	30″	29 5/8″	22 1/2″	7/16″	**DP3PSB( )WH30**	368.	425.	463.	644.	757.	816.
	36″	35 5/8″	22 1/2″	7/16″	**DP3PSB( )WH36**	413.	469.	521.	714.	816.	904.
	42″	41 5/8″	22 1/2″	7/16″	**DP3PSB( )WH42**	424.	473.	522.	747.	827.	916.
	48″	47 5/8″	22 1/2″	7/16″	**DP3PSB( )WH48**	436.	496.	545.	776.	884.	962.
D3 28″ High Perforated Steel Insert	15″	14 5/8″	29″	7/16″	**DP3PSB( )2815**	303.	303.	361.	523.	574.	618.
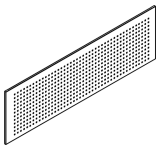	18″	17 5/8″	29″	7/16″	**DP3PSB( )2818**	303.	303.	361.	523.	574.	618.
	24″	24 5/8″	29″	7/16″	**DP3PSB( )2824**	349.	349.	431.	610.	698.	763.
	30″	29 5/8″	29″	7/16″	**DP3PSB( )2830**	370.	425.	469.	658.	763.	827.
	36″	35 5/8″	29″	7/16″	**DP3PSB( )2836**	413.	469.	521.	726.	827.	916.
	42″	41 5/8″	29″	7/16″	**DP3PSB( )2842**	424.	474.	521.	757.	831.	926.
	48″	47 5/8″	29″	7/16″	**DP3PSB( )2848**	436.	496.	546.	783.	887.	969.

Ordering Information

Perforated Steel Insert

1. **Pattern number**
2. **Paint finish**

Order Code

Perforated Steel Insert

Example: **DP3PBS21430 117**

DP3	Pattern number
PSB21430	
117	Soft Grey paint

Included with:

Perforated Steel Insert

Options

Perforated Steel Insert

Insert pack quantity into parenthesis in pattern number

Tile to Floor Option:
Tile to Floor available in heights of 14″, Worksurface Height, 24″ and 28″. To specify tile to floor, add an 'F' suffix to the pattern number and add $17 for a single pack, $33 for a double pack and $99 for a 6 pack to the list price.

Tile to Floor Option not available on DP2 perforated steel tile insert.

Steel Insert Kits

7″, 10″, 14″ and 21″ High Embossed Steel Insert

description	w*	w	h	d	pattern no.	1 pack P1	1 pack P2	1 pack P3	6 pack P1	6 pack P2	6 pack P3
D3 7″ High Embossed Steel Insert	15″	14 5/8″	7 3/16″	7/16″	**DP3ESB( )715**	$155.	$182.	$218.	$691.	$801.	$945.
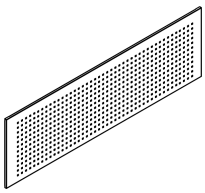	18″	17 5/8″	7 3/16″	7/16″	**DP3ESB( )718**	155.	182.	218.	691.	801.	945.
	24″	23 5/8″	7 3/16″	7/16″	**DP3ESB( )724**	166.	204.	224.	730.	904.	985.
	30″	30 5/8″	7 3/16″	7/16″	**DP3ESB( )730**	185.	230.	240.	820.	1,019.	1,104.
	36″	35 5/8″	7 3/16″	7/16″	**DP3ESB( )736**	222.	257.	271.	945.	1,104.	1,187.
	42″	41 5/8″	7 3/16″	7/16″	**DP3ESB( )742**	234.	266.	290.	1,019.	1,161.	1,273.
	48″	47 5/8″	7 3/16″	7/16″	**DP3ESB( )748**	239.	274.	300.	1,075.	1,234.	1,328.
D3 8″ High Embossed Steel Insert	18″	17 5/8″	8 3/16″	7/16″	**DP3ESB( )0818**	159.	187.	224.	696.	805.	948.
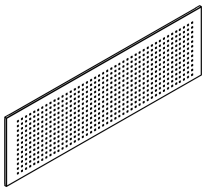	24″	23 5/8″	8 3/16″	7/16″	**DP3ESB( )0824**	173.	209.	230.	735.	906.	985.
	30″	29 5/8″	8 3/16″	7/16″	**DP3ESB( )0830**	191.	235.	251.	824.	1,021.	1,106.
	36″	35 5/8″	8 3/16″	7/16″	**DP3ESB( )0836**	227.	262.	276.	948.	1,106.	1,171.
	42″	41 5/8″	8 3/16″	7/16″	**DP3ESB( )0842**	239.	271.	299.	930.	1,171.	1,274.
	48″	47 5/8″	8 3/16″	7/16″	**DP3ESB( )0848**	248.	283.	304.	1,079.	1,235.	1,329.
D3 10″ High Embossed Steel Insert	15″	14 5/8″	10 3/16″	7/16″	**DP3ESB( )1015**	222.	252.	259.	973.	1,104.	1,148.
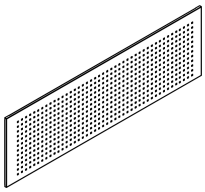	18″	17 5/8″	10 3/16″	7/16″	**DP3ESB( )1018**	222.	252.	259.	973.	1,104.	1,148.
	24″	23 5/8″	10 3/16″	7/16″	**DP3ESB( )1024**	234.	262.	271.	1,031.	1,187.	1,234.
	30″	29 5/8″	10 3/16″	7/16″	**DP3ESB( )1030**	235.	271.	287.	1,075.	1,247.	1,289.
	36″	35 5/8″	10 3/16″	7/16″	**DP3ESB( )1036**	259.	300.	313.	1,148.	1,317.	1,372.
	42″	41 5/8″	10 3/16″	7/16″	**DP3ESB( )1042**	270.	309.	336.	1,202.	1,372.	1,505.
	48″	47 5/8″	10 3/16″	7/16″	**DP3ESB( )1048**	287.	340.	361.	1,289.	1,546.	1,619.

Ordering Information	Order Code	Included with:	Options
Embossed Steel Insert **1. Pattern number** **2. Paint finish**	**Embossed Steel Insert** Example: **DP3ESB21430 117** **DP3** Pattern number **ESB21430** **117** Soft Grey paint	**Embossed Steel Insert**	**Embossed Steel Insert** **Insert pack quantity into parenthesis in pattern number** **Tile to Floor Option:** **Tile to Floor available in heights of 14″, Worksurface Height, 24″ and 28″. To specify tile to floor, add an 'F' suffix to the pattern number and add $17 for a single pack, $33 for a double pack and $99 for a 6 pack to the list price.**

Steel Insert Kits

7″, 10″, 14″ and 21″ High Embossed Steel Insert

description	w*	w	h	d	pattern no.	1 pack P1	1 pack P2	1 pack P3	6 pack P1	6 pack P2	6 pack P3
D3 14″ High Embossed Steel Insert	15″	14 5/8″	14 3/16″	7/16″	**DP3ESB( )1415**	$222.	$252.	$259.	$973.	$1,104.	$1,148.
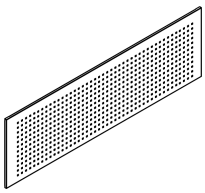	18″	17 5/8″	14 3/16″	7/16″	**DP3ESB( )1418**	222.	252.	259.	973.	1,104.	1,148.
	24″	23 5/8″	14 3/16″	7/16″	**DP3ESB( )1424**	234.	262.	271.	1,031.	1,187.	1,234.
	30″	29 5/8″	14 3/16″	7/16″	**DP3ESB( )1430**	235.	271.	287.	1,075.	1,247.	1,289.
	36″	35 5/8″	14 3/16″	7/16″	**DP3ESB( )1436**	259.	300.	313.	1,148.	1,317.	1,372.
	42″	41 5/8″	14 3/16″	7/16″	**DP3ESB( )1442**	270.	309.	336.	1,202.	1,372.	1,505.
	48″	47 5/8″	14 3/16″	7/16″	**DP3ESB( )1448**	287.	340.	361.	1,289.	1,546.	1,619.
D3 21″ Embossed Steel Insert	15″	14 5/8″	21″	7/16″	**DP3ESB( )2115**	276.	332.	362.	1,447.	1,702.	1,852.
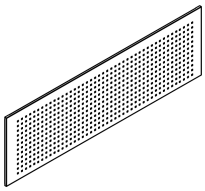	18″	17 5/8″	21″	7/16″	**DP3ESB( )2118**	276.	332.	362.	1,447.	1,702.	1,852.
	24″	23 5/8″	21″	7/16″	**DP3ESB( )2124**	344.	397.	431.	1,807.	2,063.	2,263.
	30″	29 5/8″	21″	7/16″	**DP3ESB( )2130**	368.	425.	463.	1,931.	2,263.	2,439.
	36″	35 5/8″	21″	7/16″	**DP3ESB( )2136**	413.	469.	521.	2,145.	2,439.	2,709.
	42″	41 5/8″	21″	7/16″	**DP3ESB( )2142**	424.	473.	522.	2,238.	2,476.	2,751.
	48″	47 5/8″	21″	7/16″	**DP3ESB( )2148**	436.	496.	545.	2,325.	2,651.	2,884.

Ordering Information

Embossed Steel Insert

1. **Pattern number**
2. **Paint finish**

Order Code

Embossed Steel Insert

Example: **DP3ESB21430 117**

DP3 ESB21430	Pattern number
117	Soft Grey paint

Included with:

Embossed Steel Insert

Options

Embossed Steel Insert

Insert pack quantity into parenthesis in pattern number

Tile to Floor Option:
Tile to Floor available in heights of 14″, Worksurface Height, 24″ and 28″. To specify tile to floor, add an 'F' suffix to the pattern number and add $17 for a single pack, $33 for a double pack and $99 for a 6 pack to the list price.

Steel Insert Kits

Worksurface Height and 28″ High Embossed Steel Insert

description	w*	w	h	d	pattern no.	1 pack P1	1 pack P2	1 pack P3	2 pack P1	2 pack P2	2 pack P3
D3 Worksurface Height Embossed Steel Insert	15″	14 5/8″	22 1/2″	7/16″	**DP3ESB( )WH15**	$276.	$332.	$362.	$485.	$565.	$618.
	18″	17 5/8″	22 1/2″	7/16″	**DP3ESB( )WH18**	276.	332.	362.	485.	565.	618.
	24″	23 5/8″	22 1/2″	7/16″	**DP3ESB( )WH24**	344.	397.	431.	605.	691.	757.
	30″	39 5/8″	22 1/2″	7/16″	**DP3ESB( )WH30**	368.	425.	463.	644.	757.	816.
	36″	35 5/8″	22 1/2″	7/16″	**DP3ESB( )WH36**	413.	469.	521.	714.	816.	904.
	42″	41 5/8″	22 1/2″	7/16″	**DP3ESB( )WH42**	424.	473.	522.	747.	827.	916.
	48″	47 5/8″	22 1/2″	7/16″	**DP3ESB( )WH48**	436.	496.	545.	776.	884.	962.
D3 28″ High Embossed Steel Insert	15″	14 5/8″	29″	7/16″	**DP3ESB( )2815**	303.	303.	361.	523.	574.	618.
	18″	17 5/8″	29″	7/16″	**DP3ESB( )2818**	303.	303.	361.	523.	574.	618.
	24″	23 5/8″	29″	7/16″	**DP3ESB( )2824**	349.	349.	431.	610.	698.	763.
	30″	29 5/8″	29″	7/16″	**DP3ESB( )2830**	370.	425.	469.	658.	763.	827.
	36″	35 5/8″	29″	7/16″	**DP3ESB( )2836**	413.	469.	521.	726.	827.	916.
	42″	41 5/8″	29″	7/16″	**DP3ESB( )2842**	424.	474.	521.	757.	831.	926.
	48″	47 5/8″	29″	7/16″	**DP3ESB( )2848**	436.	496.	546.	783.	887.	969.

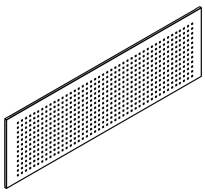

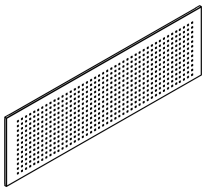

Ordering Information	Order Code	Included with:	Options
Embossed Steel Insert **1. Pattern number** **2. Paint finish**	**Embossed Steel Insert** Example: **DP3ESB22130 117** **DP3** Pattern number **ESB22130** **117** Soft Grey paint	**Embossed Steel Insert**	**Embossed Steel Insert** **Insert pack quantity into parenthesis in pattern number** **Tile to Floor Option:** **Tile to Floor available in heights of 14″, Worksurface Height, 24″ and 28″. To specify tile to floor, add an 'F' suffix to the pattern number and add $17 for a single pack, $33 for a double pack and $99 for a 6 pack to the list price.**

Slatwall Tiles
7″, 14″, 21″ and 28″ High

description	w	h	d	pattern no.	P1	P2	P3
7″ High Slatwall Tile	24″	7″	7/16″	**DP1SW0724( )**	$368.	$402.	$420.
	30″	7″	7/16″	**DP1SW0730( )**	391.	435.	448.
	36″	7″	7/16″	**DP1SW0736( )**	420.	463.	480.
	42″	7″	7/16″	**DP1SW0742( )**	444.	486.	510.
	48″	7″	7/16″	**DP1SW0748( )**	472.	516.	537.
14″ High Slatwall Tile	24″	14″	7/16″	**DP1SW1424( )**	492.	543.	597.
	30″	14″	7/16″	**DP1SW1430( )**	579.	639.	694.
	36″	14″	7/16″	**DP1SW1436( )**	666.	731.	798.
	42″	14″	7/16″	**DP1SW1442( )**	726.	798.	868.
	48″	14″	7/16″	**DP1SW1448( )**	786.	865.	948.
21″ High Slatwall Tile	24″	21″	7/16″	**DP1SW2124( )**	652.	717.	784.
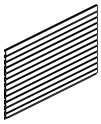	30″	21″	7/16″	**DP1SW2130( )**	785.	861.	937.
	36″	21″	7/16″	**DP1SW2136( )**	916.	1,008.	1,099.
	42″	21″	7/16″	**DP1SW2142( )**	1,011.	1,114.	1,214.
	48″	21″	7/16″	**DP1SW2148( )**	1,104.	1,216.	1,326.
28″ Top Position Slatwall Tile	24″	28″	7/16″	**DP1SW2824( )**	811.	894.	973.
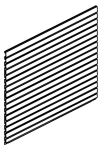	30″	28″	7/16″	**DP1SW2830( )**	985.	1,086.	1,184.
	36″	28″	7/16″	**DP1SW2836( )**	1,166.	1,276.	1,393.
	42″	28″	7/16″	**DP1SW2842( )**	1,290.	1,419.	1,544.
	48″	28″	7/16″	**DP1SW2848( )**	1,418.	1,558.	1,698.

Ordering Information	Order Code	Included with:	Options
Post Assemblies **1. Pattern Number** **2. Paint Finish**	**Post Assemblies** *Example:* **DP1 S2824T, 111** **DP1 S2824** Pattern Number **T** **111** Jet Black Paint	**Note: Middle position slatwall tiles are able to be used on topway or full view panels.**	**Panel Options:** **(T) = for topway panel top position** **(F) = for full view panel top position** **(M) = for middle position**

Freestanding Foot
Freestanding Foot

description	type	pattern no.	list
End Universal 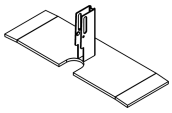	2 per pack	**DFFEUD**	$494.
	single pack	**DFFEUS**	252.
Center Universal 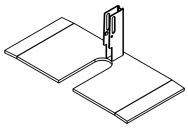	single pack	**DFFCUS**	264.
Center Single Sided 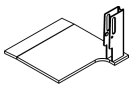	Single pack	**DFFSSS**	290.
End SingleSided 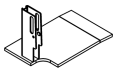	left, single pack	**DFFELS**	245.
	right, single pack	**DFFERS**	245.

Right hand shown

Order information	Order Code		Included with:
Freestanding Foot	**Freestanding Foot**		**Freestanding Foot**
1. Pattern number	Example:	**DFFEUS( )**	
2. Finish	**DFFEUS**	Pattern number	
	115	Medium Grey paint	

Rolling Door
57″, 64″ and 78″ High

description	type	w	d	h	pattern no.	Temp	GL13 GL25 GL35	Metal P1	Metal P2	Metal P3	Plastic
Rolling Door	57″ High with lock	36″	3″	57″	**DPRD15736(L/R)L**	$4,095.	$4,223.				
		42″	3″	57″	**DPRD15742(L/R)L**	4,449.	4,574.				
		48″	3″	57″	**DPRD15748(L/R)L**	4,900.	5,032.				
	57″ High no lock	36″	3″	57″	**DPRD15736(L/R)N**	3,970.	4,090.				
		42″	3″	57″	**DPRD15742(L/R)N**	4,322.	4,443.				
		48″	3″	57″	**DPRD15748(L/R)N**	4,752.	4,889.				
	64″ High with lock	36″	3″	64″	**DPRD16436(L/R)L**	4,262.	4,418.				
		42″	3″	64″	**DPRD16442(L/R)L**	4,618.	4,769.				
		48″	3″	64″	**DPRD16448(L/R)L**	5,080.	5,243.				
	64″ High no lock	36″	3″	64″	**DPRD16436(L/R)N**	4,136.	4,290.				
		42″	3″	64″	**DPRD16442(L/R)N**	4,489.	4,640.				
		48″	3″	64″	**DPRD16448(L/R)N**	4,937.	5,105.				
	78″ High with lock	36″	3″	78″	**DPRD17836(L/R)L**	4,958.	5,167.				
		42″	3″	78″	**DPRD17842(L/R)L**	5,310.	5,516.				
		48″	3″	78″	**DPRD17848(L/R)L**	5,843.	6,068.				
	78″ High no lock	36″	3″	78″	**DPRD17836(L/R)N**	4,829.	5,036.				
		42″	3″	78″	**DPRD17842(L/R)N**	5,181.	5,390.				
		48″	3″	78″	**DPRD17848(L/R)N**	5,700.	5,929.				
Panel Top Caps for Jamb Side		18″			**DP( )PT18RD**			104.	107.	109.	0.
		24″			**DP( )PT24RD**			104.	107.	109.	0.
		30″			**DP( )PT30RD**			104.	107.	109.	0.
		36″			**DP( )PT36RD**			104.	107.	109.	0.
		42″			**DP( )PT42RD**			104.	107.	109.	0.
		48″			**DP( )PT48RD**			104.	107.	109.	0.
		54″			**DP( )PT54RD**			109.	114.	117.	0.
		60″			**DP( )PT60RD**			116.	118.	120.	0.
		66″			**DP( )PT66RD**			120.	124.	131.	0.
		72″			**DP( )PT72RD**			130.	134.	142.	0.
		78″			**DP( )PT78RD**			138.	147.	153.	0.

right hand shown

Ordering Information

Rolling Door

1. **Pattern Number**
2. **Glass type**

Top Cap

1. **Pattern Number**
2. **Paint finish**

Application Notes:
Stacking screen header bracket is for use on 78″h doors (connection side) when connecting door header to top of 14″h stacking screen positioned on top of a 64″h panel.

Order Code

Rolling Door

Example:	**DPRD1 5736 RL**
DPRD1	Rolling Door
57	Height
36	Width
R	Right
L	Lock
118T	Bright White Textured
GL13	Frosted Glass

Included With:

Rolling Door

57″ and 64″ High

- **Rolling Door**
- **Mounting Brackets**
- **Door jamb**
- **Threshold**

78″ High

- **Rolling Door**
- **Header**
- **Mounting Brackets**
- **Door jamb**
- **Panel end trim**
- **Threshold**

Top Cap

- **Top Cap**
- **End Plug**

Options

Rolling Door

Mounting Options:
L = Left Hand
R = Right Hand

Paint Finish:
All Core paint finishes

Glass Type:
Temp = Clear Glass
GL13 = Frosted Glass
GL25 = Bronze Glass
GL35 = Grey Glass

Top Cap
Top Cap Options:
(4) = Radius Metal
(5) = Flat Metal

Rolling Door
57″, 64″ and 78″ High

description	type	w	d	h	pattern no.	Temp	GL13 GL25 GL35	Metal P1	Metal P2	Metal P3	Plastic
Panel Top Caps for Jamb Side		84″			**DP( )PT84RD**			$149.	$158.	$164.	$0.
		90″			**DP( )PT90RD**			162.	168.	171.	0.
		96″			**DP( )PT96RD**			169.	177.	184.	0.
Door Jamb Kit to mount to DP8 Post					**DPRD1JPM**			0.	0.	0.	39.
Stacking screen header bracket					**DPRD1SSB**			0.	0.	0.	37.

Ordering Information

Rolling Door

1. **Pattern Number**
2. **Glass type**

Top Cap

1. **Pattern Number**
2. **Paint finish**

Application Notes:
Stacking screen header bracket is for use on 78″h doors (connection side) when connecting door header to top of 14″h stacking screen positioned on top of a 64″h panel.

Order Code

Rolling Door

Example:	**DPRD1 5736 RL**
DPRD1	Rolling Door
57	Height
36	Width
R	Right
L	Lock
118T	Bright White Textured
GL13	Frosted Glass

Included With:

Rolling Door

57″ and 64″ High

- **Rolling Door**
- **Mounting Brackets**
- **Door jamb**
- **Threshold**

78″ High

- **Rolling Door**
- **Header**
- **Mounting Brackets**
- **Door jamb**
- **Panel end trim**
- **Threshold**

Top Cap

- **Top Cap**
- **End Plug**

Options

Rolling Door

Mounting Options:
L = Left Hand
R = Right Hand

Paint Finish:
All Core paint finishes

Glass Type:
Temp = Clear Glass
GL13 = Frosted Glass
GL25 = Bronze Glass
GL35 = Grey Glass

Top Cap
Top Cap Options:
(4) = Radius Metal
(5) = Flat Metal

Glass Screens
Open Weave Screens
64″ High and Freestanding Open Weave Screen Kits

description	type	h	w	d	pattern no.	P1	P2	P3
Freestanding Screen Kit	For use with 2 open weave screens				**DP7SWTFKD**	$727.	$798.	$831.
	For use with 24″ wide open weave screen				**DP7SWTFK24**	677.	745.	774.
	For use with 30″ wide open weave screen				**DP7SWTFK30**	689.	754.	782.
	For use with 36″ wide open weave screen				**DP7SWTFK36**	703.	774.	802.
	For use with 42″ wide open weave screen				**DP7SWTFK42**	727.	798.	831.
	For use with 48″ wide open weave screen				**DP7SWTFK48**	727.	798.	831.

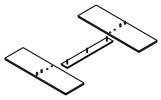

(single screen kit shown)

Ordering Information

Open Weave Screen:

1. **Pattern number**
2. **Frame finish**
3. **Top cap style**
4. **Top cap finish**
5. **Base finish**
6. **Fabric finish**

Freestanding Open Weave Screen Kits

1. **Pattern number**
2. **Paint finish**

Order Code

Open Weave Screen:

Example:	**DP7SWTFF3636 117/4/117/117/W1113-1**
DP7SWT	Triangular open weave screen
FF	Screen to Floor
117	Frame finish
4	Radius metal top cap
117	Top cap finish
117	Raceway finish
W1113-1	Warp Net White

Included with:

Open Weave Screen

Note: Freestanding open weave screen kits are finished with textured paint, including 613 Silver.

Note: Freestanding open weave screen kits only work with open weave screens with frame-to-floor (FF) base option.

Options:

Open Weave Screen

Top Cap Options:
No Top Cap - Deduct $40; Radius and Flat Metal P1 as standard; P2 $2, P3 $4

Raceway Type:
(FF) = Frame to the Floor both sides
(RR) = Raceway covers no knockouts
(LL) = Open base

Note: Raceway covers are not available with knockouts.

Glass Screens

Triangular Frame Screen with Glass 42″ and 50″ High

description	h	w	t	pattern no.	P1	P2	P3
42″ High Triangular Frame Screen with Glass 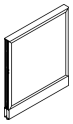	42″	24″	3″	**DP7S( )T( )4224**	$1,684.	$1,717.	$1,748.
	42″	30″	3″	**DP7S( )T( )4230**	1,778.	1,814.	1,844.
	42″	36″	3″	**DP7S( )T( )4236**	1,879.	1,912.	1,948.
	42″	42″	3″	**DP7S( )T( )4242**	1,913.	1,951.	1,989.
	42″	48″	3″	**DP7S( )T( )4248**	1,951.	1,989.	2,024.
50″ High Triangular Frame Screen with Glass 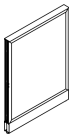	50″	24″	3″	**DP7S( )T( )5024**	1,805.	1,836.	1,878.
	50″	30″	3″	**DP7S( )T( )5030**	1,848.	1,886.	1,920.
	50″	36″	3″	**DP7S( )T( )5036**	1,895.	1,931.	1,966.
	50″	42″	3″	**DP7S( )T( )5042**	2,048.	2,085.	2,122.
	50″	48″	3″	**DP7S( )T( )5048**	2,191.	2,237.	2,281.

*Note: Frame with raceway covers shown

Ordering Information	Order Code	Included with:	Options
Triangular Frame Screen with Glass: **1. Pattern number** **2. Frame finish** **3. Glass type** **4. Top cap style** **5. Top cap finish** **6. Raceway finish**	**Triangular Frame with Glass:** *Example:* **DP7SGTRR4236 117/4/117/117** **DP7SGT** Triangular frame with clear glass **RR** Raceway type **117** Frame finish **4** Radius metal top cap **117** Top cap finish **117** Raceway finish	**Triangular Frame with Glass** • **Topcap (when specified)** • **Connecting hardware** **Note: Screens are only available in Knoll core finishes.**	**GlassOptions:** **(G)= Clear Tempered Glass** **(F) = Powder Glass** **Top Cap Options:** **No Top Cap - Deduct $40; Radius and Flat Metal P1 as standard; P2 $2, P3 $4** **Raceway Type:** **(FF) = Frame to the Floor both sides** **(RR) = Raceway covers no knockouts** **(LL) = Open base** **Note: Raceway covers are not available with knockouts.**

Glass Screens

Triangular Frame Screen with Glass 57″ and 64″ High

description	h	w	t	pattern no.	P1	P2	P3
57″ High Triangular Frame Screen with Glass 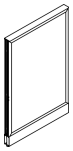	57″	24″	3″	**DP7S( )T( )5724**	$1,848.	$1,886.	$1,920.
	57″	30″	3″	**DP7S( )T( )5730**	1,948.	1,984.	2,021.
	57″	36″	3″	**DP7S( )T( )5736**	2,049.	2,089.	2,125.
	57″	42″	3″	**DP7S( )T( )5742**	2,125.	2,169.	2,209.
	57″	48″	3″	**DP7S( )T( )5748**	2,202.	2,248.	2,292.
64″ High Triangular Frame Screen with Glass 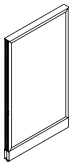	64″	24″	3″	**DP7S( )T( )6424**	1,894.	1,928.	1,964.
	64″	30″	3″	**DP7S( )T( )6430**	2,048.	2,085.	2,122.
	64″	36″	3″	**DP7S( )T( )6436**	2,193.	2,242.	2,288.
	64″	42″	3″	**DP7S( )T( )6442**	2,205.	2,250.	2,294.
	64″	48″	3″	**DP7S( )T( )6448**	2,215.	2,255.	2,300.

*Note: Frame to the floor shown

Ordering Information

Triangular Frame Screen with Glass:

1. **Pattern number**
2. **Frame finish**
3. **Glass type**
4. **Top cap style**
5. **Top cap finish**
6. **Raceway finish**

Order Code

Triangular Frame with Glass:

Example:	**DP7SGTRR5736 117/4/117/117**
DP7SGT	Triangular frame with clear glass
RR	Raceway type
117	Frame finish
4	Radius metal top cap
117	Top cap finish
117	Raceway finish

Included with:

Triangular Frame with Glass

- **Topcap (when specified)**
- **Connecting hardware**

Note: Screens are only available in Knoll core finishes.

Options

Glass Options:
(G) = Clear Tempered Glass
(F) = Powder Glass

Top Cap Options:
No Top Cap - Deduct $40; Radius and Flat Metal P1 as standard; P2 $2, P3 $4

Raceway Type:
(FF) = Frame to the Floor both sides
(RR) = Raceway covers no knockouts
(LL) = Open base

Note: Raceway covers are not available with knockouts.

Glass Screens

Rectangular Frame Screen with Glass 42″ and 50″ High

description	h	w	t	pattern no.	P1	P2	P3
42″ High Rectangular Frame Screen with Glass 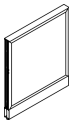	42″	24″	3″	**DP7S( )R( )4224**	$1,691.	$1,724.	$1,760.
	42″	30″	3″	**DP7S( )R( )4230**	1,789.	1,825.	1,860.
	42″	36″	3″	**DP7S( )R( )4236**	1,893.	1,926.	1,963.
	42″	42″	3″	**DP7S( )R( )4242**	1,928.	1,964.	2,000.
	42″	48″	3″	**DP7S( )R( )4248**	1,966.	2,005.	2,046.
50″ High Rectangular Frame Screen with Glass 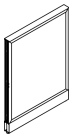	50″	24″	3″	**DP7S( )R( )5024**	1,819.	1,852.	1,893.
	50″	30″	3″	**DP7S( )R( )5030**	1,864.	1,901.	1,939.
	50″	36″	3″	**DP7S( )R( )5036**	1,911.	1,948.	1,984.
	50″	42″	3″	**DP7S( )R( )5042**	2,065.	2,106.	2,140.
	50″	48″	3″	**DP7S( )R( )5048**	2,217.	2,258.	2,302.

Ordering Information

Rectangular Frame Screen with Glass:

1. **Pattern number**
2. **Frame finish**
3. **Glass type**
4. **Top cap style**
5. **Top cap finish**
6. **Raceway finish**

Order Code

Rectangular Frame with Glass:

Example:	**DP7SGRRR4236 117/4/117/117**
DP7SGR	Rectangular frame screen with clear glass
RR	Raceway type
117	Frame finish
4	Radius metal top cap
117	Top cap finish
117	Raceway finish

Included with:

Rectangular Frame Glass

- **Topcap (when specified)**
- **Connecting hardware**

Note: Screens are only available in Knoll core finishes.

Options

Glass Options:
(G)= Clear Tempered Glass
(F) = Powder Glass

Top Cap Options:
No Top Cap - Deduct $40; Radius and Flat Metal P1 as standard; P2 $2, P3 $4

Raceway Type:
(RR) = Raceway covers no knockouts
(LL) = Open base

Frame to floor option not available on Rectangular glass screens.

Note: Raceway covers are not available with knockouts.

Glass Screens

Rectangular Frame Screen with Glass 57″ and 64″ High

description	h	w	t	pattern no.	P1	P2	P3
57″ High Rectangular Frame Screen with Glass 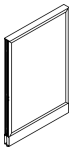	57″	24″	3″	**DP7S( )R( )5724**	$1,861.	$1,898.	$1,935.
	57″	30″	3″	**DP7S( )R( )5730**	1,964.	2,004.	2,045.
	57″	36″	3″	**DP7S( )R( )5736**	2,067.	2,109.	2,141.
	57″	42″	3″	**DP7S( )R( )5742**	2,141.	2,185.	2,231.
	57″	48″	3″	**DP7S( )R( )5748**	2,228.	2,264.	2,310.
64″ High Rectangular Frame Screen with Glass 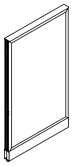	64″	24″	3″	**DP7S( )R( )6424**	1,902.	1,943.	1,975.
	64″	30″	3″	**DP7S( )R( )6430**	2,061.	2,105.	2,139.
	64″	36″	3″	**DP7S( )R( )6436**	2,218.	2,260.	2,303.
	64″	42″	3″	**DP7S( )R( )6442**	2,228.	2,264.	2,310.
	64″	48″	3″	**DP7S( )R( )6448**	2,232.	2,276.	2,316.

Ordering Information

Rectangular Frame Screen with Glass:

1. **Pattern number**
2. **Frame finish**
3. **Glass type**
4. **Top cap style**
5. **Top cap finish**
6. **Raceway finish**

Order Code

Rectangular Frame with Glass:

Example:	**DP7SGRRR5736 117/4/117/117**
DP7SGR	Rectangular frame screen with clear glass
RR	Raceway type
117	Frame finish
4	Radius metal top cap
117	Top cap finish
117	Raceway finish

Included with:

Rectangular Frame Glass

- **Topcap (when specified)**
- **Connecting hardware**

Note: Screens are only available in Knoll core finishes.

Options

Glass Options:
(G)= Clear Tempered Glass
(F) = Powder Glass

Top Cap Options:
No Top Cap - Deduct $40; Radius and Flat Metal P1 as standard; P2 $2, P3 $4

Raceway Type:
(RR) = Raceway covers no knockouts
(LL) = Open base

Frame to floor option not available on Rectangular glass screens.

Note: Raceway covers are not available with knockouts.

Glass Stacking Screens

Triangular Frame Stacking Screen with Glass

description	h	w	t	pattern no.	P1	P2	P3
14″ High Triangular Frame Stacking Screen with Glass	14″	24″	3″	**DP7SS( )T1424**	$993.	$1,014.	$1,032.
	14″	30″	3″	**DP7SS( )T1430**	1,043.	1,062.	1,082.
	14″	36″	3″	**DP7SS( )T1436**	1,092.	1,117.	1,140.
	14″	42″	3″	**DP7SS( )T1442**	1,143.	1,165.	1,190.
	14″	48″	3″	**DP7SS( )T1448**	1,193.	1,213.	1,240.
	14″	54″	3″	**DP7SS( )T1454**	1,250.	1,293.	1,331.
	14″	60″	3″	**DP7SS( )T1460**	1,315.	1,354.	1,393.
	14″	66″	3″	**DP7SS( )T1466**	1,386.	1,422.	1,471.
	14″	72″	3″	**DP7SS( )T1472**	1,452.	1,494.	1,540.
	14″	78″	3″	**DP7SS( )T1478**	1,525.	1,570.	1,616.
	14″	84″	3″	**DP7SS( )T1484**	1,603.	1,650.	1,696.
	14″	90″	3″	**DP7SS( )T1490**	1,684.	1,735.	1,784.
	14″	96″	3″	**DP7SS( )T1496**	1,765.	1,820.	1,874.
21″ High Triangular Frame Stacking Screen with Glass	21″	24″	3″	**DP7SS( )T2124**	999.	1,018.	1,041.
	21″	30″	3″	**DP7SS( )T2130**	1,056.	1,075.	1,100.
	21″	36″	3″	**DP7SS( )T2136**	1,109.	1,131.	1,155.
	21″	42″	3″	**DP7SS( )T2142**	1,165.	1,189.	1,211.
	21″	48″	3″	**DP7SS( )T2148**	1,222.	1,248.	1,272.
	21″	54″	3″	**DP7SS( )T2154**	1,282.	1,318.	1,354.
	21″	60″	3″	**DP7SS( )T2160**	1,343.	1,383.	1,423.
	21″	66″	3″	**DP7SS( )T2166**	1,411.	1,453.	1,496.
	21″	72″	3″	**DP7SS( )T2172**	1,482.	1,523.	1,572.
	21″	78″	3″	**DP7SS( )T2178**	1,554.	1,604.	1,649.
	21″	84″	3″	**DP7SS( )T2184**	1,630.	1,685.	1,731.
	21″	90″	3″	**DP7SS( )T2190**	1,716.	1,765.	1,819.
	21″	96″	3″	**DP7SS( )T2196**	1,803.	1,857.	1,907.
28″ High Triangular Frame Stacking Screen with Glass 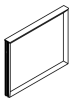	28″	24″	3″	**DP7SS( )T2824**	1,072.	1,095.	1,117.
	28″	30″	3″	**DP7SS( )T2830**	1,136.	1,162.	1,179.
	28″	36″	3″	**DP7SS( )T2836**	1,201.	1,223.	1,250.
	28″	42″	3″	**DP7SS( )T2842**	1,270.	1,296.	1,319.
	28″	48″	3″	**DP7SS( )T2848**	1,334.	1,361.	1,385.
	28″	54″	3″	**DP7SS( )T2854**	1,401.	1,443.	1,483.
	28″	60″	3″	**DP7SS( )T2860**	1,470.	1,511.	1,557.
	28″	66″	3″	**DP7SS( )T2866**	1,543.	1,589.	1,633.
	28″	72″	3″	**DP7SS( )T2872**	1,621.	1,667.	1,717.
	28″	78″	3″	**DP7SS( )T2878**	1,698.	1,751.	1,804.
	28″	84″	3″	**DP7SS( )T2884**	1,785.	1,834.	1,895.
	28″	90″	3″	**DP7SS( )T2890**	1,877.	1,933.	1,988.
	28″	96″	3″	**DP7SS( )T2896**	1,969.	2,027.	2,090.

Ordering Information

Triangular Frame Stacking Screen

1. **Pattern number**
2. **Frame finish**
3. **Glass**

Order Code

Triangular Frame Stacking Screen

Example:	**DP7SSGT1424 / 117**
DP7SSGT	Stack, Triangular Frame, w/ clear tempered glass
117	Frame finish

Included with:

Triangular Frame Stacking Screen

- **Attachment hardware**

Note: Screens are only available in Knoll core finishes.

Note: Reveal strips for stacking screens 60″ or wider must be specified separately.

Options

NOTE: Stacking screens are compatible with DP8 Full View panels only.

Glass Options:
(G)= Clear Tempered Glass
(F) = Powder Glass

Glass Stacking Screens

Glass Stacking Screen Reveal Filler Strips

description	h	w	t	pattern no.	P1	P2	P3
Stacking Screen Reveal Filler	2″	24″	2″	**DP8PRFN24**	n/c	n/c	n/c
	2″	30″	2″	**DP8PRFN30**	n/c	n/c	n/c
	2″	36″	2″	**DP8PRFN36**	n/c	n/c	n/c
	2″	42″	2″	**DP8PRFN42**	n/c	n/c	n/c
	2″	48″	2″	**DP8PRFN48**	n/c	n/c	n/c
	2″	60″	2″	**DP8PRFN60**	n/c	n/c	n/c

Ordering Information

Triangular Frame Stacking Screen

1. **Pattern number**
2. **Frame finish**
3. **Glass**

Order Code

Triangular Frame Stacking Screen

Example:	**DP7SSGT1424 / 117**
DP7SSGT	Stack, Triangular Frame, w/ clear tempered glass
117	Frame finish

Included with:

Triangular Frame Stacking Screen

- **Attachment hardware**

Note: Screens are only available in Knoll core finishes.

Note: Reveal strips for stacking screens 60″ or wider must be specified separately.

Options

NOTE: Stacking screens are compatible with DP8 Full View panels only.

Glass Options:
(G)= Clear Tempered Glass
(F) = Powder Glass

Glass Stacking Screens

Rectangular Frame Stacking Screen with Glass

description	h*	w	t	pattern no.	P1	P2	P3
14″ High Rectangular Frame Stacking Screen with Glass	14″	24″	3″	**DP7SS( )R1424**	$913.	$927.	$946.
	14″	30″	3″	**DP7SS( )R1430**	959.	980.	995.
	14″	36″	3″	**DP7SS( )R1436**	1,007.	1,024.	1,049.
	14″	42″	3″	**DP7SS( )R1442**	1,055.	1,074.	1,097.
	14″	48″	3″	**DP7SS( )R1448**	1,102.	1,124.	1,146.
	14″	54″	3″	**DP7SS( )R1454**	1,160.	1,192.	1,228.
	14″	60″	3″	**DP7SS( )R1460**	1,215.	1,248.	1,286.
	14″	66″	3″	**DP7SS( )R1466**	1,274.	1,314.	1,349.
	14″	72″	3″	**DP7SS( )R1472**	1,338.	1,378.	1,419.
	14″	78″	3″	**DP7SS( )R1478**	1,407.	1,450.	1,492.
	14″	84″	3″	**DP7SS( )R1484**	1,476.	1,520.	1,566.
	14″	90″	3″	**DP7SS( )R1490**	1,551.	1,599.	1,644.
	14″	96″	3″	**DP7SS( )R1496**	1,627.	1,678.	1,726.
21″ High Rectangular Frame Stacking Screen with Glass	21″	24″	3″	**DP7SS( )R2124**	1,104.	1,128.	1,148.
	21″	30″	3″	**DP7SS( )R2130**	1,170.	1,195.	1,213.
	21″	36″	3″	**DP7SS( )R2136**	1,233.	1,258.	1,283.
	21″	42″	3″	**DP7SS( )R2142**	1,299.	1,321.	1,348.
	21″	48″	3″	**DP7SS( )R2148**	1,357.	1,385.	1,417.
	21″	54″	3″	**DP7SS( )R2154**	1,423.	1,470.	1,511.
	21″	60″	3″	**DP7SS( )R2160**	1,496.	1,543.	1,589.
	21″	66″	3″	**DP7SS( )R2166**	1,572.	1,620.	1,668.
	21″	72″	3″	**DP7SS( )R2172**	1,649.	1,697.	1,749.
	21″	78″	3″	**DP7SS( )R2178**	1,735.	1,786.	1,833.
	21″	84″	3″	**DP7SS( )R2184**	1,820.	1,877.	1,931.
	21″	90″	3″	**DP7SS( )R2190**	1,911.	1,969.	2,024.
	21″	96″	3″	**DP7SS( )R2196**	2,006.	2,068.	2,123.
28″ High Rectangular Frame Stacking Screen with Glass 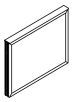	28″	24″	3″	**DP7SS( )R2824**	1,062.	1,079.	1,104.
	28″	30″	3″	**DP7SS( )R2830**	1,127.	1,151.	1,168.
	28″	36″	3″	**DP7SS( )R2836**	1,192.	1,212.	1,241.
	28″	42″	3″	**DP7SS( )R2842**	1,262.	1,284.	1,313.
	28″	48″	3″	**DP7SS( )R2848**	1,330.	1,351.	1,375.
	28″	54″	3″	**DP7SS( )R2854**	1,392.	1,435.	1,476.
	28″	60″	3″	**DP7SS( )R2860**	1,460.	1,507.	1,547.
	28″	66″	3″	**DP7SS( )R2866**	1,535.	1,581.	1,626.
	28″	72″	3″	**DP7SS( )R2872**	1,613.	1,658.	1,707.
	28″	78″	3″	**DP7SS( )R2878**	1,691.	1,743.	1,792.
	28″	84″	3″	**DP7SS( )R2884**	1,778.	1,828.	1,883.
	28″	90″	3″	**DP7SS( )R2890**	1,869.	1,922.	1,980.
	28″	96″	3″	**DP7SS( )R2896**	1,955.	2,017.	2,074.

Ordering Information

Rectangular Frame Stacking Screen:

1. **Pattern number**
2. **Frame finish**
3. **Glass**

Order Code

Rectangular Frame Stacking Screen:

Example: **DP7SSGR1424 /117**

DP7SSGR	Stack, Rectangular Frame, w/clear tempered glass
117	Raceway finish

Included with:

Rectangular Frame Stacking Screen:

- **Attachment hardware**

Note: Screens are only available in Knoll core finishes.

Note: Reveal strips for stacking screens 60″ or wider must be specified separately.

Options

NOTE: Stacking screens are compatible with DP8 Full View panels only.

Glass Options:
(G)= Clear Tempered Glass
(F) = Powder Glass

Standard Frameless Add Up
1/2″ Clear, Frosted, Bronze and Grey Glass

description	w	d	h	pattern no.	list	Clear (TEMP)	Frosted (GL13) Bronze (GL25) Grey (GL35)
Frameless Add Up, 7″ High 	15″	½″	7″	**DP1AU0715( )G**		$377.	$402.
	18″	½″	7″	**DP1AU0718( )G**		416.	451.
	24″	½″	7″	**DP1AU0724( )G**		459.	506.
	30″	½″	7″	**DP1AU0730( )G**		500.	553.
	36″	½″	7″	**DP1AU0736( )G**		565.	628.
	42″	½″	7″	**DP1AU0742( )G**		628.	709.
	48″	½″	7″	**DP1AU0748( )G**		697.	782.
	54″	½″	7″	**DP1AU0754( )G**		757.	856.
	60″	½″	7″	**DP1AU0760( )G**		819.	924.
	66″	½″	7″	**DP1AU0766( )G**		879.	996.
	72″	½″	7″	**DP1AU0772( )G**		938.	1,069.
	78″	½″	7″	**DP1AU0778( )G**		1,018.	1,156.
	84″	½″	7″	**DP1AU0784( )G**		1,093.	1,248.
	90″	½″	7″	**DP1AU0790( )G**		1,183.	1,349.
	96″	½″	7″	**DP1AU0796( )G**		1,276.	1,457.
Shortened Frameless Add Up, 7″ High 	14″	½″	7″	**DP1AU0714( )G**		377.	402.
	17″	½″	7″	**DP1AU0717( )G**		416.	451.
	23″	½″	7″	**DP1AU0723( )G**		459.	506.
	29″	½″	7″	**DP1AU0729( )G**		500.	553.
	35″	½″	7″	**DP1AU0735( )G**		565.	628.
	41″	½″	7″	**DP1AU0741( )G**		628.	709.
	47″	½″	7″	**DP1AU0747( )G**		697.	782.
	53″	½″	7″	**DP1AU0753( )G**		757.	856.
	59″	½″	7″	**DP1AU0759( )G**		819.	924.
	65″	½″	7″	**DP1AU0765( )G**		879.	996.
	71″	½″	7″	**DP1AU0771( )G**		938.	1,069.
	77″	½″	7″	**DP1AU0777( )G**		1,018.	1,156.
	83″	½″	7″	**DP1AU0783( )G**		1,093.	1,248.
	89″	½″	7″	**DP1AU0789( )G**		1,183.	1,349.
	95″	½″	7″	**DP1AU0795( )G**		1,276.	1,457.

Ordering Information

Frameless Add Up with Clear Glass

1. **Pattern number**
2. **Frame finish**
3. **Glass finish**

End Cap

1. **Pattern number**
2. **Frame finish**

Order Code

Standard Frameless Add Up with Clear Glass

Example:	**DP1AU0736VG**
DP1AU	Standard Frameless Add Up
07	7″ High
36	36″ Wide
V	Full view
G	Glass
117	Frame finish
TEMP	Clear glass finish

Included with:

Standard Frameless Add Up with Clear Glass

- **Attachment hardware**
- **Topway Trough Spacer (Topway only)**
- **Alignment Clip**

Options

Frame Options:
(V) = Full view
(C) = Topway

Glass Options:
(TEMP) = Clear
(GL13) = Frosted
(GL25) = Bronze
(GL35) = Grey

Standard Frameless Add Up
1/2″ Clear, Frosted, Bronze and Grey Glass

description	w	d	h	pattern no.	list	Clear (TEMP)	Frosted (GL13) Bronze (GL25) Grey (GL35)
Frameless Add Up, 14″ High	15″	½″	14″	**DP1AU1415( )G**		$465.	$516.
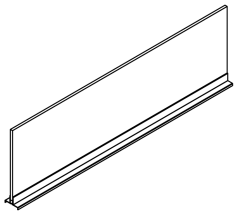	18″	½″	14″	**DP1AU1418( )G**		539.	611.
	24″	½″	14″	**DP1AU1424( )G**		612.	697.
	30″	½″	14″	**DP1AU1430( )G**		679.	788.
	36″	½″	14″	**DP1AU1436( )G**		780.	909.
	42″	½″	14″	**DP1AU1442( )G**		879.	1,028.
	48″	½″	14″	**DP1AU1448( )G**		980.	1,152.
	54″	½″	14″	**DP1AU1454( )G**		1,076.	1,268.
	60″	½″	14″	**DP1AU1460( )G**		1,171.	1,386.
	66″	½″	14″	**DP1AU1466( )G**		1,269.	1,503.
	72″	½″	14″	**DP1AU1472( )G**		1,367.	1,622.
	78″	½″	14″	**DP1AU1478( )G**		1,473.	1,750.
	84″	½″	14″	**DP1AU1484( )G**		1,595.	1,892.
	90″	½″	14″	**DP1AU1490( )G**		1,722.	2,044.
	96″	½″	14″	**DP1AU1496( )G**		1,861.	2,205.
Shortened Frameless Add Up, 14″ High	14″	½″	14″	**DP1AU1414( )G**		465.	516.
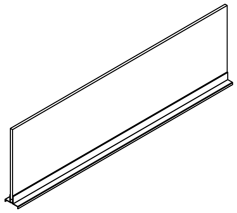	17″	½″	14″	**DP1AU1417( )G**		539.	611.
	23″	½″	14″	**DP1AU1423( )G**		612.	697.
	29″	½″	14″	**DP1AU1429( )G**		679.	788.
	35″	½″	14″	**DP1AU1435( )G**		780.	909.
	41″	½″	14″	**DP1AU1441( )G**		879.	1,028.
	47″	½″	14″	**DP1AU1447( )G**		980.	1,152.
	53″	½″	14″	**DP1AU1453( )G**		1,076.	1,268.
	59″	½″	14″	**DP1AU1459( )G**		1,171.	1,386.
	65″	½″	14″	**DP1AU1465( )G**		1,269.	1,503.
	71″	½″	14″	**DP1AU1471( )G**		1,367.	1,622.
	77″	½″	14″	**DP1AU1477( )G**		1,473.	1,750.
	83″	½″	14″	**DP1AU1483( )G**		1,595.	1,892.
	89″	½″	14″	**DP1AU1489( )G**		1,722.	2,044.
	95″	½″	14″	**DP1AU1495( )G**		1,861.	2,205.
End Cap				**DP1AUECTP**	67.		

Ordering Information

Frameless Add Up with Clear Glass

1. **Pattern number**
2. **Frame finish**
3. **Glass finish**

End Cap

1. **Pattern number**
2. **Frame finish**

Order Code

Standard Frameless Add Up with Clear Glass

Example:	**DP1AU1436VG**
DP1AU	Standard Frameless Add Up
14	14″ High
36	36″ Wide
V	Full view
G	Glass
117	Frame finish
TEMP	Clear glass finish

Included with:

Standard Frameless Add Up with Clear Glass

- **Attachment hardware**
- **Topway Trough Spacer (Topway only)**
- **Alignment Clip**

Options

Frame Options:
(V) = Full view
(C) = Topway

Glass Options:
(TEMP) = Clear
(GL13) = Frosted
(GL25) = Bronze
(GL35) = Grey

Recessed Frameless Add Up
1/2″ Clear, Powder, Bronze, Grey Glass and PET

description	w	d	h	pattern no.	PET (PET)	Clear (TEMP)	Frosted (GL13)	Bronze (GL25) Grey (GL35)
Recessed Frameless Add Up, 7″ High 	15″	½″	7″	**DP1AR0715H( )**	$336.	$346.	$445.	$551.
	18″	½″	7″	**DP1AR0718H( )**	364.	374.	459.	569.
	24″	½″	7″	**DP1AR0724H( )**	396.	407.	489.	596.
	30″	½″	7″	**DP1AR0730H( )**	426.	437.	516.	622.
	36″	½″	7″	**DP1AR0736H( )**	475.	485.	568.	689.
	42″	½″	7″	**DP1AR0742H( )**	529.	540.	639.	788.
	48″	½″	7″	**DP1AR0748H( )**	584.	596.	719.	877.
	54″	½″	7″	**DP1AR0754H( )**	679.	689.	853.	1,029.
	60″	½″	7″	**DP1AR0760H( )**	733.	745.	924.	1,125.
	66″	½″	7″	**DP1AR0766H( )**	791.	802.	988.	1,208.
	72″	½″	7″	**DP1AR0772H( )**	842.	852.	1,054.	1,302.
	78″	½″	7″	**DP1AR0778H( )**	898.	908.	1,097.	1,386.
	84″	½″	7″	**DP1AR0784H( )**	951.	962.	1,182.	1,475.
	90″	½″	7″	**DP1AR0790H( )**	1,014.	1,024.	1,239.	1,537.
	96″	½″	7″	**DP1AR0796H( )**	1,074.	1,087.	1,316.	1,626.
Recessed Shortened Frameless Add Up, 7″ High 	14″	½″	7″	**DP1AR0714H( )**	336.	359.	445.	551.
	17″	½″	7″	**DP1AR0717H( )**	364.	369.	459.	569.
	23″	½″	7″	**DP1AR0723H( )**	396.	406.	489.	596.
	29″	½″	7″	**DP1AR0729H( )**	426.	434.	516.	622.
	35″	½″	7″	**DP1AR0735H( )**	475.	482.	568.	689.
	41″	½″	7″	**DP1AR0741H( )**	529.	537.	639.	788.
	47″	½″	7″	**DP1AR0747H( )**	584.	593.	710.	866.
	53″	½″	7″	**DP1AR0753H( )**	679.	689.	822.	995.
	59″	½″	7″	**DP1AR0759H( )**	733.	742.	891.	1,091.
	65″	½″	7″	**DP1AR0765H( )**	791.	792.	954.	1,174.
	71″	½″	7″	**DP1AR0771H( )**	842.	844.	1,006.	1,254.
	77″	½″	7″	**DP1AR0777H( )**	898.	896.	1,029.	1,352.
	83″	½″	7″	**DP1AR0783H( )**	951.	953.	1,152.	1,455.
	89″	½″	7″	**DP1AR0789H( )**	1,014.	1,020.	1,215.	1,513.
	95″	½″	7″	**DP1AR0795H( )**	1,074.	1,072.	1,293.	1,626.

Ordering Information

Frameless Add Up with Clear Glass

1. **Pattern number**
2. **Frame finish**
3. **Glass finish**

Order Code

Recessed Frameless Add Up with Clear Glass

Example:	**DP1AR0736HTEMP117**
DP1AR	Recessed Frameless Add Up
07	7″ High
36	36″ Wide
H	½″ Thick
TEMP	Clear glass finish
117	Frame finish

Included with:

Recessed Frameless Add Up with Clear Glass

- **Attachment hardware**
- **Alignment Clip**

Options

Frame Options:

Glass Options:
(TEMP) = Clear
(GL13) = Frosted
(GL25) = Bronze
(GL35) = Grey

PET Options:
(12SL) = Slate
(12PW) = Pewter
(12SM) = Smoke
(12OC) = Ochre
(12CB) = Cobalt

Recessed Frameless Add Up
1/2″ Clear, Powder, Bronze, Grey Glass and PET

description	w	d	h	pattern no.	PET (PET)	Clear (TEMP)	Frosted (GL13)	Bronze (GL25) Grey (GL35)
Recessed Frameless Add Up, 14″ High	15″	½″	14″	**DP1AR1415H( )**	$377.	$388.	$434.	$569.
	18″	½″	14″	**DP1AR1418H( )**	440.	451.	511.	588.
	24″	½″	14″	**DP1AR1424H( )**	502.	512.	584.	718.
	30″	½″	14″	**DP1AR1430H( )**	557.	568.	660.	853.
	36″	½″	14″	**DP1AR1436H( )**	641.	652.	760.	995.
	42″	½″	14″	**DP1AR1442H( )**	721.	733.	860.	1,138.
	48″	½″	14″	**DP1AR1448H( )**	811.	822.	951.	1,241.
	54″	½″	14″	**DP1AR1454H( )**	891.	901.	1,052.	1,422.
	60″	½″	14″	**DP1AR1460H( )**	970.	981.	1,142.	1,543.
	66″	½″	14″	**DP1AR1466H( )**	1,051.	1,062.	1,239.	1,704.
	72″	½″	14″	**DP1AR1472H( )**	1,134.	1,144.	1,352.	1,863.
	78″	½″	14″	**DP1AR1478H( )**	1,225.	1,236.	1,435.	1,965.
	84″	½″	14″	**DP1AR1484H( )**	1,325.	1,335.	1,551.	2,102.
	90″	½″	14″	**DP1AR1490H( )**	1,427.	1,440.	1,719.	2,311.
	96″	½″	14″	**DP1AR1496H( )**	1,547.	1,558.	1,853.	2,429.
Recessed Shortened Frameless Add Up, 14″ High	14″	½″	14″	**DP1AR1414H( )**	377.	387.	434.	569.
	17″	½″	14″	**DP1AR1417H( )**	440.	451.	511.	588.
	23″	½″	14″	**DP1AR1423H( )**	502.	511.	584.	718.
	29″	½″	14″	**DP1AR1429H( )**	557.	569.	660.	853.
	35″	½″	14″	**DP1AR1435H( )**	641.	652.	760.	995.
	41″	½″	14″	**DP1AR1441H( )**	721.	734.	860.	1,138.
	47″	½″	14″	**DP1AR1447H( )**	811.	822.	951.	1,254.
	53″	½″	14″	**DP1AR1453H( )**	891.	901.	1,052.	1,442.
	59″	½″	14″	**DP1AR1459H( )**	970.	981.	1,142.	1,549.
	65″	½″	14″	**DP1AR1465H( )**	1,051.	1,062.	1,233.	1,704.
	71″	½″	14″	**DP1AR1471H( )**	1,134.	1,144.	1,352.	1,863.
	77″	½″	14″	**DP1AR1477H( )**	1,225.	1,236.	1,442.	1,972.
	83″	½″	14″	**DP1AR1483H( )**	1,325.	1,335.	1,551.	2,135.
	89″	½″	14″	**DP1AR1489H( )**	1,427.	1,440.	1,693.	2,288.
	95″	½″	14″	**DP1AR1495H( )**	1,547.	1,558.	1,853.	2,439.

Ordering Information

Frameless Add Up with Clear Glass

1. **Pattern number**
2. **Frame finish**
3. **Glass finish**

Order Code

Recessed Frameless Add Up with Clear Glass

Example:	**DP1AR1436HTEMP117**
DP1AR	Recessed Frameless Add Up
14	14″ High
36	36″ Wide
H	½″ Thick
TEMP	Clear glass finish
117	Frame finish

Included with:

Recessed Frameless Add Up with Clear Glass

- **Attachment hardware**
- **Alignment Clip**

Options

Frame Options:

Glass Options:
(TEMP) = Clear
(GL13) = Frosted
(GL25) = Bronze
(GL35) = Grey

PET Options:
(12SL) = Slate
(12PW) = Pewter
(12SM) = Smoke
(12OC) = Ochre
(12CB) = Cobalt

Recessed Frameless Add Up
1/2″ PET

description	w	d	h	pattern no.	PET (PET)
Recessed Frameless Add Up, 21″ High	15″	½″	21″	**DP1AR2115H( )**	$388.
	18″	½″	21″	**DP1AR2118H( )**	450.
	24″	½″	21″	**DP1AR2124H( )**	515.
	30″	½″	21″	**DP1AR2130H( )**	575.
	36″	½″	21″	**DP1AR2136H( )**	660.
	42″	½″	21″	**DP1AR2142H( )**	745.
	48″	½″	21″	**DP1AR2148H( )**	833.
	54″	½″	21″	**DP1AR2154H( )**	916.
	60″	½″	21″	**DP1AR2160H( )**	998.
	66″	½″	21″	**DP1AR2166H( )**	1,083.
	72″	½″	21″	**DP1AR2172H( )**	1,165.
	78″	½″	21″	**DP1AR2178H( )**	1,261.
	84″	½″	21″	**DP1AR2184H( )**	1,361.
	90″	½″	21″	**DP1AR2190H( )**	1,470.
	96″	½″	21″	**DP1AR2196H( )**	1,591.
Recessed Shortened Frameless Add Up, 21″ High	14″	½″	21″	**DP1AR2114H( )**	388.
	17″	½″	21″	**DP1AR2117H( )**	450.
	23″	½″	21″	**DP1AR2123H( )**	515.
	29″	½″	21″	**DP1AR2129H( )**	575.
	35″	½″	21″	**DP1AR2135H( )**	660.
	41″	½″	21″	**DP1AR2141H( )**	745.
	47″	½″	21″	**DP1AR2147H( )**	833.
	53″	½″	21″	**DP1AR2153H( )**	916.
	59″	½″	21″	**DP1AR2159H( )**	998.
	65″	½″	21″	**DP1AR2165H( )**	1,083.
	71″	½″	21″	**DP1AR2171H( )**	1,165.
	77″	½″	21″	**DP1AR2177H( )**	1,261.
	83″	½″	21″	**DP1AR2183H( )**	1,361.
	89″	½″	21″	**DP1AR2189H( )**	1,470.
	95″	½″	21″	**DP1AR2195H( )**	1,591.

Ordering Information

Frameless Add Up with PET

1. **Pattern number**
2. **PET color**
3. **Frame finish**

Order Code

Recessed Frameless Add Up with PET

Example:	**DP1AR2136HPET12SL117**
DP1AR	Recessed Frameless Add Up
21	21″ High
36	36″ Wide
H	½″ Thick
PET12SL	PET Slate
117	Frame finish

Included with:

Recessed Frameless Add Up with PET

- **Attachment hardware**
- **Alignment Clip**

Options

PET Options:
(12SL) = Slate
(12PW) = Pewter
(12SM) = Smoke
(12OC) = Ochre
(12CB) = Cobalt

Recessed Frameless Add Up
3/8″ Clear and Laminate Frosted

description	w	d	h	pattern no.	Clear (TEMP)	laminate Powder (GL60)
Recessed Frameless Add Up, 7″ high 	15″	3/8″	7″	**DP1AR0715W( )**	$312.	$402.
	18″	3/8″	7″	**DP1AR0718W( )**	338.	413.
	24″	3/8″	7″	**DP1AR0724W( )**	367.	440.
	30″	3/8″	7″	**DP1AR0730W( )**	393.	466.
	36″	3/8″	7″	**DP1AR0736W( )**	437.	511.
	42″	3/8″	7″	**DP1AR0742W( )**	487.	576.
	48″	3/8″	7″	**DP1AR0748W( )**	536.	639.
	54″	3/8″	7″	**DP1AR0754W( )**	622.	740.
	60″	3/8″	7″	**DP1AR0760W( )**	671.	800.
	66″	3/8″	7″	**DP1AR0766W( )**	721.	857.
	72″	3/8″	7″	**DP1AR0772W( )**	767.	923.
	78″	3/8″	7″	**DP1AR0778W( )**	820.	962.
	84″	3/8″	7″	**DP1AR0784W( )**	865.	1,036.
	90″	3/8″	7″	**DP1AR0790W( )**	922.	1,114.
	96″	3/8″	7″	**DP1AR0796W( )**	976.	1,163.
Recessed Shortened Frameless Add Up, 7″ high 	14″	3/8″	7″	**DP1AR0714W( )**	322.	402.
	17″	3/8″	7″	**DP1AR0717W( )**	333.	413.
	23″	3/8″	7″	**DP1AR0723W( )**	365.	440.
	29″	3/8″	7″	**DP1AR0729W( )**	391.	466.
	35″	3/8″	7″	**DP1AR0735W( )**	435.	511.
	41″	3/8″	7″	**DP1AR0741W( )**	483.	576.
	47″	3/8″	7″	**DP1AR0747W( )**	534.	650.
	53″	3/8″	7″	**DP1AR0753W( )**	622.	750.
	59″	3/8″	7″	**DP1AR0759W( )**	667.	820.
	65″	3/8″	7″	**DP1AR0765W( )**	713.	860.
	71″	3/8″	7″	**DP1AR0771W( )**	759.	923.
	77″	3/8″	7″	**DP1AR0777W( )**	805.	962.
	83″	3/8″	7″	**DP1AR0783W( )**	856.	1,046.
	89″	3/8″	7″	**DP1AR0789W( )**	917.	1,114.
	95″	3/8″	7″	**DP1AR0795W( )**	965.	1,163.

Ordering Information

Frameless Add Up with Clear Glass

1. **Pattern number**
2. **Frame finish**
3. **Glass finish**

Order Code

Recessed Frameless Add Up with Clear Glass

Example:	**DP1AR0736WTEMP117**
DP1AR	Recessed Frameless Add Up
07	7″ High
36	36″ Wide
W	3/8″ Thick
TEMP	Clear glass finish
117	Frame finish

Included with:

Recessed Frameless Add Up with Clear Glass

- **Attachment hardware**
- **Alignment clip**

Options

Frame Options:

Glass Options:
(TEMP) = Clear
(GL60) = Laminated Powder

Recessed Frameless Add Up
3/8″ Clear and Laminate Frosted

description	w	d	h	pattern no.	Clear (TEMP)	laminate Powder (GL60)
Recessed Frameless Add Up, 14″ high	15″	3/8″	14″	**DP1AR1415W( )**	$348.	$428.
	18″	3/8″	14″	**DP1AR1418W( )**	406.	460.
	24″	3/8″	14″	**DP1AR1424W( )**	460.	527.
	30″	3/8″	14″	**DP1AR1430W( )**	511.	596.
	36″	3/8″	14″	**DP1AR1436W( )**	588.	685.
	42″	3/8″	14″	**DP1AR1442W( )**	659.	776.
	48″	3/8″	14″	**DP1AR1448W( )**	740.	867.
	54″	3/8″	14″	**DP1AR1454W( )**	812.	956.
	60″	3/8″	14″	**DP1AR1460W( )**	882.	1,044.
	66″	3/8″	14″	**DP1AR1466W( )**	958.	1,128.
	72″	3/8″	14″	**DP1AR1472W( )**	1,031.	1,223.
	78″	3/8″	14″	**DP1AR1478W( )**	1,112.	1,329.
	84″	3/8″	14″	**DP1AR1484W( )**	1,202.	1,430.
	90″	3/8″	14″	**DP1AR1490W( )**	1,297.	1,546.
	96″	3/8″	14″	**DP1AR1496W( )**	1,404.	1,669.
Recessed Shortened Frameless Add Up, 14″ high	14″	3/8″	14″	**DP1AR1414W( )**	347.	428.
	17″	3/8″	14″	**DP1AR1417W( )**	406.	460.
	23″	3/8″	14″	**DP1AR1423W( )**	460.	527.
	29″	3/8″	14″	**DP1AR1429W( )**	512.	596.
	35″	3/8″	14″	**DP1AR1435W( )**	588.	685.
	41″	3/8″	14″	**DP1AR1441W( )**	660.	776.
	47″	3/8″	14″	**DP1AR1447W( )**	740.	867.
	53″	3/8″	14″	**DP1AR1453W( )**	812.	956.
	59″	3/8″	14″	**DP1AR1459W( )**	882.	1,044.
	65″	3/8″	14″	**DP1AR1465W( )**	958.	1,128.
	71″	3/8″	14″	**DP1AR1471W( )**	1,031.	1,229.
	77″	3/8″	14″	**DP1AR1477W( )**	1,112.	1,329.
	83″	3/8″	14″	**DP1AR1483W( )**	1,202.	1,408.
	89″	3/8″	14″	**DP1AR1489W( )**	1,297.	1,546.
	95″	3/8″	14″	**DP1AR1495W( )**	1,404.	1,669.

Ordering Information

Frameless Add Up with Clear Glass

1. **Pattern number**
2. **Frame finish**
3. **Glass finish**

Order Code

Recessed Frameless Add Up with Clear Glass

Example:	**DP1AR1436WTEMP117**
DP1AR	Recessed Frameless Add Up
14	7″ High
36	36″ Wide
W	3/8″ Thick
TEMP	Clear glass finish
117	Frame finish

Included with:

Recessed Frameless Add Up with Clear Glass

- **Attachment hardware**
- **Alignment Clip**

Options

Frame Options:

Glass Options:
(TEMP) = Clear
(GL60) = Laminated Powder

Recessed Frameless Add Up
1/4″ Clear and Powder Glass

description	w	d	h	pattern no.	Clear (TEMP)	Frosted (GL13)
Recessed Frameless Add Up, 7″ High 	15″	1/4″	7″	**DP1AR0715E( )**	$280.	$341.
	18″	1/4″	7″	**DP1AR0718E( )**	304.	350.
	24″	1/4″	7″	**DP1AR0724E( )**	329.	373.
	30″	1/4″	7″	**DP1AR0730E( )**	353.	396.
	36″	1/4″	7″	**DP1AR0736E( )**	393.	435.
	42″	1/4″	7″	**DP1AR0742E( )**	413.	489.
	48″	1/4″	7″	**DP1AR0748E( )**	456.	543.
	54″	1/4″	7″	**DP1AR0754E( )**	528.	628.
	60″	1/4″	7″	**DP1AR0760E( )**	569.	682.
	66″	1/4″	7″	**DP1AR0766E( )**	613.	730.
	72″	1/4″	7″	**DP1AR0772E( )**	651.	784.
	78″	1/4″	7″	**DP1AR0778E( )**	696.	835.
	84″	1/4″	7″	**DP1AR0784E( )**	734.	881.
	90″	1/4″	7″	**DP1AR0790E( )**	783.	949.
	96″	1/4″	7″	**DP1AR0796E( )**	831.	988.
Recessed Shortened Frameless Add Up, 7″ High 	14″	1/4″	7″	**DP1AR0714E( )**	274.	341.
	17″	1/4″	7″	**DP1AR0717E( )**	281.	350.
	23″	1/4″	7″	**DP1AR0723E( )**	309.	373.
	29″	1/4″	7″	**DP1AR0729E( )**	349.	396.
	35″	1/4″	7″	**DP1AR0735E( )**	391.	435.
	41″	1/4″	7″	**DP1AR0741E( )**	410.	489.
	47″	1/4″	7″	**DP1AR0747E( )**	455.	554.
	53″	1/4″	7″	**DP1AR0753E( )**	528.	637.
	59″	1/4″	7″	**DP1AR0759E( )**	567.	696.
	65″	1/4″	7″	**DP1AR0765E( )**	606.	732.
	71″	1/4″	7″	**DP1AR0771E( )**	646.	784.
	77″	1/4″	7″	**DP1AR0777E( )**	685.	856.
	83″	1/4″	7″	**DP1AR0783E( )**	729.	892.
	89″	1/4″	7″	**DP1AR0789E( )**	780.	949.
	95″	1/4″	7″	**DP1AR0795E( )**	821.	988.

Ordering Information

Frameless Add Up with Clear Glass

1. **Pattern number**
2. **Frame finish**
3. **Glass finish**

Order Code

Recessed Frameless Add Up with Clear Glass

Example:	**DP1AR0736ETEMP117**
DP1AR	Recessed Frameless Add Up
07	7″ High
36	36″ Wide
E	1/4″ Thick
TEMP	Clear glass finish
117	Frame finish

Included with

Recessed Frameless Add Up with Clear Glass

- **Attachment hardware**
- **Topway Trough Spacer**
- **Alignment Clip**

Options

Frame Options:

Glass Options:
(TEMP) = Clear
(GL13) = Frosted

Recessed Frameless Add Up
1/4″ Clear and Powder Glass

description	w	d	h	pattern no.	Clear (TEMP)	Frosted (GL13)
Recessed Frameless Add Up, 14″ High	15″	1/4″	14″	**DP1AR1415E( )**	$298.	$332.
	18″	1/4″	14″	**DP1AR1418E( )**	344.	391.
	24″	1/4″	14″	**DP1AR1424E( )**	392.	446.
	30″	1/4″	14″	**DP1AR1430E( )**	435.	506.
	36″	1/4″	14″	**DP1AR1436E( )**	501.	581.
	42″	1/4″	14″	**DP1AR1442E( )**	561.	658.
	48″	1/4″	14″	**DP1AR1448E( )**	628.	736.
	54″	1/4″	14″	**DP1AR1454E( )**	689.	813.
	60″	1/4″	14″	**DP1AR1460E( )**	752.	890.
	66″	1/4″	14″	**DP1AR1466E( )**	815.	961.
	72″	1/4″	14″	**DP1AR1472E( )**	877.	1,038.
	78″	1/4″	14″	**DP1AR1478E( )**	947.	1,127.
	84″	1/4″	14″	**DP1AR1484E( )**	1,021.	1,214.
	90″	1/4″	14″	**DP1AR1490E( )**	1,102.	1,313.
	96″	1/4″	14″	**DP1AR1496E( )**	1,192.	1,416.
Recessed Shortened Frameless Add Up, 14″ high	14″	1/4″	14″	**DP1AR1414E( )**	297.	332.
	17″	1/4″	14″	**DP1AR1417E( )**	344.	391.
	23″	1/4″	14″	**DP1AR1423E( )**	391.	446.
	29″	1/4″	14″	**DP1AR1429E( )**	436.	506.
	35″	1/4″	14″	**DP1AR1435E( )**	501.	581.
	41″	1/4″	14″	**DP1AR1441E( )**	562.	658.
	47″	1/4″	14″	**DP1AR1447E( )**	628.	736.
	53″	1/4″	14″	**DP1AR1453E( )**	689.	813.
	59″	1/4″	14″	**DP1AR1459E( )**	752.	890.
	65″	1/4″	14″	**DP1AR1465E( )**	815.	961.
	71″	1/4″	14″	**DP1AR1471E( )**	877.	1,043.
	77″	1/4″	14″	**DP1AR1477E( )**	947.	1,127.
	83″	1/4″	14″	**DP1AR1483E( )**	1,021.	1,198.
	89″	1/4″	14″	**DP1AR1489E( )**	1,102.	1,313.
	95″	1/4″	14″	**DP1AR1495E( )**	1,192.	1,416.

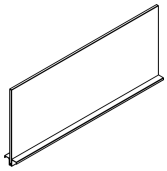

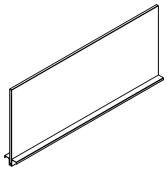

Ordering Information

Frameless Add Up with Clear Glass

1. **Pattern number**
2. **Frame finish**
3. **Glass finish**

Order Code

Recessed Frameless Add Up with Clear Glass

Example:	**DP1AR0736ETEMP117**
DP1AR	Recessed Frameless Add Up
07	7″ High
36	36″ Wide
E	1/4″ Thick
TEMP	Clear glass finish
117	Frame finish

Included with

Recessed Frameless Add Up with Clear Glass

- **Attachment hardware**
- **Topway Trough Spacer**
- **Alignment clip**

Options

Frame Options:

Glass Options:
(TEMP) = Clear
(GL13) = Frosted

Recessed Frameless Add Up
1/4″ Clear and Powder Glass

description	w	d	h	pattern no.	Clear (TEMP)	Frosted (GL13)
Recessed Frameless Add Up, 21″ high	15″	1/4″	21″	**DP1AR2115E( )**	$400.	$444.
	18″	1/4″	21″	**DP1AR2118E( )**	461.	526.
	24″	1/4″	21″	**DP1AR2124E( )**	527.	602.
	30″	1/4″	21″	**DP1AR2130E( )**	585.	681.
	36″	1/4″	21″	**DP1AR2136E( )**	673.	781.
	42″	1/4″	21″	**DP1AR2142E( )**	755.	886.
	48″	1/4″	21″	**DP1AR2148E( )**	845.	990.
	54″	1/4″	21″	**DP1AR2154E( )**	926.	1,093.
	60″	1/4″	21″	**DP1AR2160E( )**	1,009.	1,196.
	66″	1/4″	21″	**DP1AR2166E( )**	1,094.	1,291.
	72″	1/4″	21″	**DP1AR2172E( )**	1,178.	1,395.
	78″	1/4″	21″	**DP1AR2178E( )**	1,271.	1,515.
	84″	1/4″	21″	**DP1AR2184E( )**	1,371.	1,633.
	90″	1/4″	21″	**DP1AR2190E( )**	1,480.	1,765.
	96″	1/4″	21″	**DP1AR2196E( )**	1,602.	1,904.
Recessed Shortened Frameless Add Up, 21″ high	14″	1/4″	21″	**DP1AR2114E( )**	399.	444.
	17″	1/4″	21″	**DP1AR2117E( )**	461.	526.
	23″	1/4″	21″	**DP1AR2123E( )**	526.	602.
	29″	1/4″	21″	**DP1AR2129E( )**	586.	681.
	35″	1/4″	21″	**DP1AR2135E( )**	673.	781.
	41″	1/4″	21″	**DP1AR2141E( )**	756.	886.
	47″	1/4″	21″	**DP1AR2147E( )**	845.	990.
	53″	1/4″	21″	**DP1AR2153E( )**	926.	1,093.
	59″	1/4″	21″	**DP1AR2159E( )**	1,009.	1,196.
	65″	1/4″	21″	**DP1AR2165E( )**	1,094.	1,291.
	71″	1/4″	21″	**DP1AR2171E( )**	1,178.	1,403.
	77″	1/4″	21″	**DP1AR2177E( )**	1,271.	1,515.
	83″	1/4″	21″	**DP1AR2183E( )**	1,371.	1,610.
	89″	1/4″	21″	**DP1AR2189E( )**	1,480.	1,765.
	95″	1/4″	21″	**DP1AR2195E( )**	1,602.	1,904.

Ordering Information

Frameless Add Up with Clear Glass

1. **Pattern number**
2. **Frame finish**
3. **Glass finish**

Order Code

Recessed Frameless Add Up with Clear Glass

Example:	**DP1AR2136ETEMP117**
DP1AR	Recessed Frameless Add Up
21	21″ High
36	36″ Wide
E	1/4″ Thick
TEMP	Clear glass finish
117	Frame finish

Included with

Recessed Frameless Add Up with Clear Glass

- **Attachment hardware**
- **Topway Trough Spacer**
- **Alignment clip**

Options

Frame Options:

Glass Options:
(TEMP) = Clear
(GL13) = Frosted

Dividends Horizon DP8 Post Assemblies
L, T and X Configurations

description	h	w	d	pattern no.	Metal P1	Metal P2	Metal P3	V1	V2	V3
Dividends Horizon Two-Way Post Assembly (“L”)	28½″	3″	3″	**DP8(C/V/U)PAWH2( )**	$240.	$254.	$268.	$766.	$866.	$1,004.
	36″	3″	3″	**DP8(C/V/U)PA362( )**	240.	254.	268.	768.	868.	1,007.
	42″	3″	3″	**DP8(C/V/U)PA422( )**	240.	254.	268.	791.	894.	1,037.
	50″	3″	3″	**DP8(C/V/U)PA502( )**	260.	277.	286.	861.	973.	1,129.
	57″	3″	3″	**DP8(C/V/U)PA572( )**	307.	325.	339.	1,002.	1,132.	1,313.
	64″	3″	3″	**DP8(C/V/U)PA642( )**	307.	325.	339.	1,039.	1,174.	1,363.
	78″	3″	3″	**DP8(C/V/U)PA782( )**	444.	473.	491.	1,248.	1,411.	1,637.
Dividends Horizon Three-Way Post Assembly (“T”)	28½″	3″	3″	**DP8(C/V/U)PAWH3( )**	252.	264.	277.	726.	821.	952.
	36″	3″	3″	**DP8(C/V/U)PA363( )**	252.	264.	277.	771.	871.	1,011.
	42″	3″	3″	**DP8(C/V/U)PA423( )**	252.	264.	277.	788.	890.	1,033.
	50″	3″	3″	**DP8(C/V/U)PA503( )**	268.	280.	291.	824.	931.	1,080.
	57″	3″	3″	**DP8(C/V/U)PA573( )**	307.	327.	339.	890.	1,005.	1,167.
	64″	3″	3″	**DP8(C/V/U)PA643( )**	307.	327.	339.	972.	1,099.	1,274.
	78″	3″	3″	**DP8(C/V/U)PA783( )**	440.	461.	489.	1,118.	1,263.	1,465.
Dividends Horizon Four-Way Post Assembly (“X”)	28½″	3″	3″	**DP8(C/V/U)PAWH4( )**	232.	242.	255.	726.	821.	952.
	36″	3″	3″	**DP8(C/V/U)PA364( )**	232.	242.	255.	771.	871.	1,011.
	42″	3″	3″	**DP8(C/V/U)PA424( )**	232.	242.	255.	788.	890.	1,033.
	50″	3″	3″	**DP8(C/V/U)PA504( )**	242.	259.	274.	824.	931.	1,080.
	57″	3″	3″	**DP8(C/V/U)PA574( )**	280.	293.	308.	890.	1,005.	1,167.
	64″	3″	3″	**DP8(C/V/U)PA644( )**	280.	293.	308.	972.	1,099.	1,274.
	78″	3″	3″	**DP8(C/V/U)PA784( )**	404.	423.	444.	1,118.	1,263.	1,465.

Ordering Information	Order Code	Included with:	Options
Post Assemblies **1. Pattern Number** **2. Finish**	**Post Assemblies** *Example:* **DP8A362,5,113** 613 Silver Paint Finish	**Post Assemblies** • **Post** • **Post top cap** • **Post cover** • **Connecting hardware**	**Post Assemblies** **(4) = Radius Metal** **(5) = Flat Metal** **(V4) =Radius Veneer** **(V5) = Flat Veneer** **Note: Plastic versions not available.**

Dividends Horizon DP8 Post Assemblies
Recessed Add Up Glass L, T and X Configurationa

description	h	w	d	pattern no.	Metal P1	Metal P2	Metal P3
Dividends Horizon Two-Way Post Assembly ("L") for Recessed Glass	28½″	3″	3″	**DP8CPAGWH25**	$240.	$254.	$268.
	36″	3″	3″	**DP8CPAG3625**	240.	254.	268.
	42″	3″	3″	**DP8CPAG4225**	240.	254.	268.
	50″	3″	3″	**DP8CPAG5025**	260.	277.	286.
	57″	3″	3″	**DP8CPAG5725**	307.	325.	339.
	64″	3″	3″	**DP8CPAG6425**	307.	325.	339.
	78″	3″	3″	**DP8CPAG7825**	444.	473.	491.
Dividends Horizon Three-Way Post Assembly ("T") for Recessed Glass	28½″	3″	3″	**DP8CPAGWH35**	252.	264.	277.
	36″	3″	3″	**DP8CPAG3635**	252.	264.	277.
	42″	3″	3″	**DP8CPAG4235**	252.	264.	277.
	50″	3″	3″	**DP8CPAG5035**	268.	280.	291.
	57″	3″	3″	**DP8CPAG5735**	307.	327.	339.
	64″	3″	3″	**DP8CPAG6435**	307.	327.	339.
	78″	3″	3″	**DP8CPAG7835**	440.	461.	489.
Dividends Horizon Four-Way Post Assembly ("X") for Recessed Glass	28½″	3″	3″	**DP8CPAGWH45**	232.	242.	255.
	36″	3″	3″	**DP8CPAG3645**	232.	242.	255.
	42″	3″	3″	**DP8CPAG4245**	232.	242.	255.
	50″	3″	3″	**DP8CPAG5045**	242.	259.	274.
	57″	3″	3″	**DP8CPAG5745**	280.	293.	308.
	64″	3″	3″	**DP8CPAG6445**	280.	293.	308.
	78″	3″	3″	**DP8CPAG7845**	404.	423.	444.

Ordering Information

Post Assemblies

1. **Pattern Number**
2. **Finish**

Order Code

Post Assemblies

Example:	**DP8CPAG3625,613**
DP8CPAG	Pattern Number
36	Height
2	Assembly Type
5	Flat End Trim
613	Silver Paint Finish

Included with:

Post Assemblies

- **Post**
- **Post top cap**
- **Post cover**
- **Connecting hardware**

Dividends Horizon DP8 Post Components

Post, Stack Panel Post, Post Top Caps and Inside Corner Raceway Filler

description	type	h	w	d	pattern no.	list price	P1	P2	P3	V1	V2	V3
Dividends Horizon Universal Post		28½″	3″	3″	**DP8POWH**	$126.						
		36″	3″	3″	**DP8PO36**	126.						
		42″	3″	3″	**DP8PO42**	126.						
		50″	3″	3″	**DP8PO50**	146.						
		57″	3″	3″	**DP8PO57**	175.						
		64″	3″	3″	**DP8PO64**	175.						
		78″	3″	3″	**DP8PO78**	302.						
Dividends Horizon Universal Post-Four-Way High-Low		28½″	3″	3″	**DP8(C/V/U)POWH4**	137.						
		36″	3″	3″	**DP8(C/V/U)PO364**	137.						
		42″	3″	3″	**DP8(C/V/U)PO424**	139.						
		50″	3″	3″	**DP8(C/V/U)PO504**	160.						
		57″	3″	3″	**DP8(C/V/U)PO574**	187.						
		64″	3″	3″	**DP8(C/V/U)PO644**	187.						
		78″	3″	3″	**DP8(C/V/U)PO784**	312.						
Dividends Horizon Universal Post-Three-Way High-Low		28½″	3″	3″	**DP8(C/V/U)POWH3**	137.						
		36″	3″	3″	**DP8(C/V/U)PO363**	137.						
		42″	3″	3″	**DP8(C/V/U)PO423**	139.						
		50″	3″	3″	**DP8(C/V/U)PO503**	160.						
		57″	3″	3″	**DP8(C/V/U)PO573**	187.						
		64″	3″	3″	**DP8(C/V/U)PO643**	187.						
		78″	3″	3″	**DP8(C/V/U)PO783**	312.						

Ordering Information	Order Code	Included with:	Options
Post Top Cap **1. Pattern number** **2. Finish**	**Post Top Caps** *Example:* **DP8PTG45** **DP8PTG** Pattern Number **4** Configuration **5** Flat End Trim **613** Silver Paint Finish		**Post Top Caps Options** **(5) = Flat Metal** **(V5) = Flat Veneer** **An inside corner raceway filler is used to block the light leak created when two raceway covers meet at a 90° connection.**

Dividends Horizon DP8 Post Components

Post, Stack Panel Post, Post Top Caps and Inside Corner Raceway Filler

description	type	h	w	d	pattern no.	list price	P1	P2	P3	V1	V2	V3
Dividends Horizon Universal Post-Two-Way High-Low		28 1/2″	3″	3″	**DP8(C/V/U)POWH2**	$137.						
		36″	3″	3″	**DP8(C/V/U)PO362**	137.						
		42″	3″	3″	**DP8(C/V/U)PO422**	139.						
		50″	3″	3″	**DP8(C/V/U)PO502**	160.						
		57″	3″	3″	**DP8(C/V/U)PO572**	187.						
		64″	3″	3″	**DP8(C/V/U)PO642**	187.						
		78″	3″	3″	**DP8(C/V/U)PO782**	312.						
Dividends Horizon Universal Post-Straight High-Low		28 1/2″	3″	3″	**DP8(C/V/U)POWHS**	137.						
		36″	3″	3″	**DP8(C/V/U)PO36S**	137.						
		42″	3″	3″	**DP8(C/V/U)PO42S**	139.						
		42″	3″	3″	**DP8(C/V/U)PO50S**	160.						
		57″	3″	3″	**DP8(C/V/U)PO57S**	187.						
		64″	3″	3″	**DP8(C/V/U)PO64S**	187.						
		78″	3″	3″	**DP8(C/V/U)PO78S**	312.						
14″ High Dividends Horizon Stack Panel Post		14 5/8″	3″	3″	**DP8SPO14**	132.						
21″ High Dividends Horizon Stack Panel Post		21 15/16″	3″	3″	**DP8SPO21**	133.						

Ordering Information	Order Code		Included with:	Options
Post Top Cap **1. Pattern number** **2. Finish**	**Post Top Caps** *Example:* **DP8PTG45** **DP8PTG** Pattern Number **4** Configuration **5** Flat End Trim **613** Silver Paint Finish			**Post Top Caps Options** **(5) = Flat Metal** **(V5) = Flat Veneer** **An inside corner raceway filler is used to block the light leak created when two raceway covers meet at a 90° connection.**

Dividends Horizon DP8 Post Components

Post, Stack Panel Post, Post Top Caps and Inside Corner Raceway Filler

description	type	h	w	d	pattern no.	list price	P1	P2	P3	V1	V2	V3
28″ High Dividends Horizon Stack Panel Post		29¼″	3″	3″	**DP8SPO28**	$150.						
Worksurface Height Panel Change of Height Kit					**DP7HLCWH**		97.					
Dividends Horizon Post Top Cap Assemblies	Four-Way	½″	3″	3″	**DP8(C/V/U)PT4( )**		10.	11.	11.	167.	185.	209.
	In-line Straght	½″	3″	3″	**DP8(C/V/U)PTS( )**		10.	11.	11.	161.	178.	202.
	One-Way	½″	3″	3″	**DP8(C/V/U)PT1( )**		10.	11.	11.	143.	159.	180.
	Three-Way	½″	3″	3″	**DP8(C/V/U)PT3( )**		10.	11.	11.	162.	179.	203.
	Two-Way	½″	3″	3″	**DP8(C/V/U)PT2( )**		10.	11.	11.	164.	182.	205.

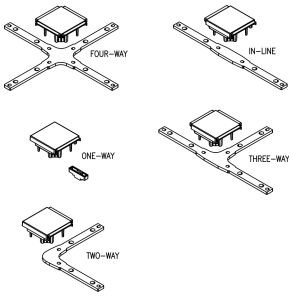

Ordering Information	Order Code		Included with:	Options
Post Top Cap **1. Pattern number** **2. Finish**	**Post Top Caps** *Example:* **DP8PTG45** **DP8PTG** Pattern Number **4** Configuration **5** Flat End Trim **613** Silver Paint Finish			**Post Top Caps Options** **(5) = Flat Metal** **(V5) = Flat Veneer** **An inside corner raceway filler is used to block the light leak created when two raceway covers meet at a 90° connection.**

Dividends Horizon DP8 Post Components

Post Top Caps for Recessed Glass, Filler, Connectors

description	type	h	w	d	pattern no.	list price	P1	P2	P3
Dividends Horizon Post Top Cap Assemblies for Recessed Glass	Four-Way	½″	3″	3″	**DP8CPTG45**		$10.	$11.	$11.
	In-line Straight	½″	3″	3″	**DP8CPTGS5**		10.	11.	11.
	One-Way	½″	3″	3″	**DP8CPTG15**		10.	11.	11.
	Three-Way	½″	3″	3″	**DP8CPTG35**		10.	11.	11.
	Two-Way	½″	3″	3″	**DP8CPTG25**		10.	11.	11.

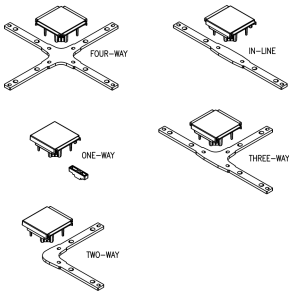

Inside Corner Raceway Filler					**DP7BF**	13.			

Panel to Panel Connectors	High-low (10 qty)	1½″	½″	½″	**DP8HLC**	39.			
	In Line (10 qty)	6½″	¾″	¼″	**DP8PPC**	29.			

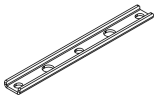

Ordering Information	Order Code	Included with:	Options
Post Top Cap **1. Pattern number** **2. Finish**	**Post Top Caps** *Example:* **DP8CPTG45** 613 Silver Paint Finish		**Post Top Caps Options** **(4) = Radius Metal** **(5) = Flat Metal** **(V4) = Radius Veneer** **(V5) = Flat Veneer** **An inside corner raceway filler is used to block the light leak created when two raceway covers meet at a 90° connection.**

Dividends Horizon DP8 Post Components
Post Covers and High Low Post Covers

description	h	pattern no.	Metal P1	Metal P2	Metal P3	V1	V2	V3
Dividends Horizon Post Covers Full Height "T"	106″	**DP8PC106**	$184.	$193.	$204.	$866.	$962.	$1,087.
	36″	**DP8PC36**	80.	84.	110.	363.	403.	455.
	42″	**DP8PC42**	80.	84.	110.	380.	422.	477.
	50″	**DP8PC50**	81.	89.	95.	396.	439.	496.
	57″	**DP8PC57**	93.	98.	105.	445.	494.	558.
	64″	**DP8PC64**	93.	98.	105.	514.	571.	645.
	71″	**DP8PC71**	99.	109.	115.	539.	598.	676.
	78″	**DP8PC78**	105.	117.	121.	580.	644.	727.
	85″	**DP8PC85**	118.	127.	135.	639.	709.	801.
	92″	**DP8PC92**	135.	144.	158.	679.	753.	852.
	99″	**DP8PC99**	159.	170.	183.	797.	885.	1,000.
	28½″	**DP8PCWH**	80.	84.	110.	319.	354.	401.
	28½″ + 14″	**DP8PCWHS14**	168.	187.	195.	363.	403.	455.
	28½″ + 21″	**DP8PCWHS21**	186.	206.	212.	396.	439.	496.
	28½″ + 28″	**DP8PCWHS28**	196.	216.	224.	445.	494.	558.
Dividends Horizon Post Covers Full Height "L"	106″	**DP8PC1062**	217.	236.	254.	1,012.	1,124.	1,270.
	36″	**DP8PC362**	125.	131.	135.	436.	484.	547.
	42″	**DP8PC422**	125.	131.	135.	460.	511.	578.
	50″	**DP8PC502**	131.	136.	141.	516.	573.	647.
	57″	**DP8PC572**	138.	146.	161.	640.	710.	802.
	64″	**DP8PC642**	138.	146.	161.	663.	736.	832.
	71″	**DP8PC712**	146.	158.	168.	733.	814.	920.
	78″	**DP8PC782**	161.	171.	175.	798.	886.	1,001.
	85″	**DP8PC852**	170.	182.	186.	839.	932.	1,053.
	92″	**DP8PC922**	184.	203.	220.	905.	1,005.	1,136.
	99″	**DP8PC992**	203.	217.	236.	971.	1,078.	1,218.
	28½″	**DP8PCWH2**	125.	131.	135.	439.	487.	550.
	28½″ + 14″	**DP8PCWHS142**	178.	195.	204.	460.	511.	578.
	28½″ + 21″	**DP8PCWHS212**	188.	208.	217.	516.	573.	647.
	28½″ + 28″	**DP8PCWHS282**	201.	217.	225.	640.	710.	802.
Dividends Horizon High Low Post Covers	36″ - 42″	**DP8PC07( )**	13.	15.	15.	250.	278.	314.
	42″ - 50″	**DP8PC07( )**	13.	15.	15.	250.	278.	314.
	50″ - 57″	**DP8PC07( )**	13.	15.	15.	250.	278.	314.
	57″ - 64″	**DP8PC07( )**	13.	15.	15.	250.	278.	314.
	36″ - 50″	**DP8PC14( )**	24.	38.	41.	280.	311.	351.
	42″ - 57″	**DP8PC14( )**	24.	38.	41.	280.	311.	351.
	64″ - 78″	**DP8PC14( )**	24.	38.	41.	280.	311.	351.
	50″ - 64″	**DP8PC14( )**	24.	38.	41.	280.	311.	351.

Ordering Information

Post Covers

1. **Pattern number**
2. **Finish**

Order Code

Post Top Caps

Example:	**DP8PT45**
613	Silver Paint Finish

Included with:

Options

Post Covers
Add a "V" suffix to the base pattern number for a veneer finish.

High Low Post Covers Options
(H) = Straight Condition
(RH) = Right Hand Condition
(LH) = Left Hand Condition

Two DP8HLC - Panel to Panel Connectors High-low (a.k.a utility connector assembly) ship with the hi-lo post cover.

Dividends Horizon DP8 Post Components
Post Covers and High Low Post Covers

description	h	pattern no.	Metal P1	Metal P2	Metal P3	V1	V2	V3
Dividends Horizon High Low Post Covers	36″ - 57″	**DP8PC21( )**	$45.	$46.	$47.	$307.	$341.	$385.
	42″ - 64″	**DP8PC21( )**	45.	46.	47.	307.	341.	385.
	57″ - 78″	**DP8PC21( )**	45.	46.	47.	307.	341.	385.
	50″ - 78″	**DP8PC28( )**	65.	71.	72.	333.	370.	417.
	36″ - 64″	**DP8PC28( )**	65.	71.	72.	333.	370.	417.
	42″ - 78″	**DP8PC36( )**	84.	93.	98.	399.	443.	500.
	36″ - 78″	**DP8PC42( )**	95.	102.	107.	436.	484.	547.
	28½″ - 36″	**DP8PCWH36( )**	138.	151.	158.	663.	736.	832.
	28½″ - 42″	**DP8PCWH42( )**	144.	160.	166.	539.	598.	676.
	28½″ - 50″	**DP8PCWH50( )**	166.	185.	191.	580.	644.	727.
	28½″ - 57″	**DP8PCWH57( )**	167.	186.	193.	639.	709.	801.
	28½″ - 64″	**DP8PCWH64( )**	168.	187.	195.	679.	753.	852.
	28½″ - 78″	**DP8PCWH78( )**	175.	193.	203.	797.	885.	1,000.
Dividends Horizon Post Covers Full Height Double Underlap	36″	**DP8PC36U**	195.	212.	221.	409.	454.	513.
	42″	**DP8PC42U**	203.	218.	227.	445.	494.	558.
	50″	**DP8PC50U**	220.	241.	255.	503.	558.	630.
	57″	**DP8PC57U**	221.	245.	258.	549.	609.	689.
	64″	**DP8PC64U**	241.	269.	279.	610.	677.	765.
	78″	**DP8PC78U**	333.	365.	380.	778.	863.	975.
	28½″	**DP8PCWHU**	186.	206.	212.	378.	420.	474.
Dividends Horizon High Low Post Covers Double Underlap	57″-64″	**DP8PC07UH**	144.	160.	166.	295.	327.	369.
	42″-50″	**DP8PC07UH**	144.	160.	166.	295.	327.	369.
	36″-42″	**DP8PC07UH**	144.	160.	166.	295.	327.	369.
	50″-57″	**DP8PC07UH**	144.	160.	166.	295.	327.	369.
	42″-57″	**DP8PC14UH**	150.	167.	175.	342.	380.	429.
	36″-50″	**DP8PC14UH**	150.	167.	175.	342.	380.	429.
	50″-64″	**DP8PC14UH**	150.	167.	175.	342.	380.	429.
	64″-78″	**DP8PC14UH**	150.	167.	175.	342.	380.	429.
	57″-78″	**DP8PC21UH**	149.	166.	171.	355.	394.	446.
	36″-57″	**DP8PC21UH**	149.	166.	171.	355.	394.	446.
	42″-64″	**DP8PC28UH**	162.	179.	186.	392.	436.	492.
	36″-64″	**DP8PC28UH**	162.	179.	186.	392.	436.	492.
	50″-78″	**DP8PC28UH**	162.	179.	186.	392.	436.	492.

Ordering Information	Order Code	Included with:	Options
Post Covers **1. Pattern number** **2. Finish**	**Post Top Caps** *Example:* **DP8PT45** 613 Silver Paint Finish		**Post Covers** **Add a "V" suffix to the base pattern number for a veneer finish.** **High Low Post Covers Options** **(H) = Straight Condition** **(RH) = Right Hand Condition** **(LH) = Left Hand Condition** **Two DP8HLC - Panel to Panel Connectors High-low (a.k.a utility connector assembly) ship with the hi-lo post cover.**

Panel End Trim and Panel Top Caps
Panel End and High-Low Panel End

description	type	h *	w	d	pattern no.	Metal P1	Metal P2	Metal P3	Veneer
Panel End	106″	106″	3″	5/8″	**DP( )PE106**	$157.	$164.	$172.	$752.
	28 1/2″	28 1/2″	3″	5/8″	**DP( )PEWH**	97.	108.	113.	339.
	36″	36″	3″	5/8″	**DP( )PE36F**	97.	108.	113.	354.
	42″	42″	3″	5/8″	**DP( )PE42**	101.	110.	114.	378.
	28 1/2″ + 14″	42 1/2″	3″	5/8″	**DP( )PEWHS14**	113.	121.	125.	302.
	28 1/2″ + 21″	49 1/2″	3″	5/8″	**DP( )PEWHS21**	117.	126.	132.	320.
	50″	50″	3″	5/8″	**DP( )PE50**	107.	113.	115.	425.
	28 1/2″ + 28″	56 1/2″	3″	5/8″	**DP( )PEWHS28**	119.	131.	134.	333.
	57″	57″	3″	5/8″	**DP( )PE57**	110.	115.	118.	476.
	64″	64″	3″	5/8″	**DP( )PE64**	110.	115.	118.	514.
	71″	71″	3″	5/8″	**DP( )PE71**	114.	121.	123.	535.
	78″	78″	3″	5/8″	**DP( )PE78**	118.	123.	127.	561.
	85″	85″	3″	5/8″	**DP( )PE85**	122.	131.	134.	586.
	92″	92″	3″	5/8″	**DP( )PE92**	132.	138.	144.	640.
	99″	99″	3″	5/8″	**DP( )PE99**	142.	149.	160.	698.
Panel End for Recessed Glass	28 1/2″	28 1/2″	3″	5/8″	**DP5PEGWH**	97.	108.	113.	
	36″	36″	3″	5/8″	**DP5PEG36F**	97.	108.	113.	
	42″	42″	3″	5/8″	**DP5PEG42**	101.	110.	114.	
	28 1/2″ + 14″	42 1/2″	3″	5/8″	**DP5PEGWHS14**	113.	121.	125.	
	28 1/2″ + 21″	49 1/2″	3″	5/8″	**DP5PEGWHS21**	117.	126.	132.	
	50″	50″	3″	5/8″	**DP5PEG50**	107.	113.	115.	
	28 1/2″ + 28″	56 1/2″	3″	5/8″	**DP5PEGWHS28**	119.	131.	134.	
	57″	57″	3″	5/8″	**DP5PEG57**	110.	115.	118.	
	64″	64″	3″	5/8″	**DP5PG64**	110.	115.	118.	
	78″	78″	3″	5/8″	**DP5PEG78**	118.	123.	127.	
Panel End, High-Low	28 1/2″ - 42″	13 1/2″	3″	3/8″	**DP( )PEWH42**	85.	96.	98.	378.
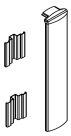	50″ - 64″	14″	3″	3/8″	**DP( )PE14**	65.	69.	70.	302.
	64″ - 78″	14″	3″	3/8″	**DP( )PE14**	65.	69.	70.	302.
	36″ - 50″	14″	3″	3/8″	**DP( )PE14**	65.	69.	70.	302.
	42″ - 57″	15″	3″	3/8″	**DP( )PE14**	65.	69.	70.	302.
	57″ - 78″	21″	3″	3/8″	**DP( )PE22**	69.	72.	74.	320.
	36″ - 57″	21″	3″	3/8″	**DP( )PE22**	69.	72.	74.	320.
	28 1/2″ - 50″	21 1/2″	3″	3/8″	**DP( )PEWH50**	93.	101.	107.	425.

h* = Nominal height
Dimensions listed under h w d are actual to the nearest 1/16″

Ordering Information

Panel End

1. **Pattern Number**
2. **Trim Finish**

High-Low Panel End

1. **Pattern Number**
2. **Trim Finish**

Order Code

Panel End

Example:	**DP2A PE42, 117**
DP2A PE42	Pattern Number
117	Soft grey

High-Low Panel End

Example:	**DP2A PE42 117**
DP2A PE42	Pattern Number
117	Soft Grey

Included with:

Panel End

- **Panel end cover**
- **Connecting hardware**

High-Low Panel End

- **Panel end cover**
- **Connecting hardware**
- **Lower transition cap**

Options

Panel End, High-Low Panel End and Top Caps

Trim options
(4) = Radius Metal
(5) = Flat Metal
(V5) = Flat Veneer

Panel End Trim and Panel Top Caps
Panel End and High-Low Panel End

description	type	h *	w	d	pattern no.	Metal P1	Metal P2	Metal P3	Veneer
Panel End, High-Low 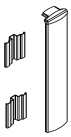	42″ - 64″	22″	3″	3/8″	**DP( )PE22**	$69.	$72.	$74.	$320.
	36″ - 64″	28″	3″	3/8″	**DP( )PE28**	81.	87.	95.	333.
	50″ - 78″	28″	3″	3/8″	**DP( )PE28**	81.	87.	95.	333.
	28 1/2″ - 57″	28 1/2″	3″	3/8″	**DP( )PEWH57**	97.	110.	114.	476.
	28 1/2″ - 64″	35 1/2″	3″	3/8″	**DP( )PEWH64**	101.	114.	118.	515.
	42″ - 78″	36″	3″	3/8″	**DP( )PE36**	97.	108.	113.	357.
	36″ - 78″	42″	3″	3/8″	**DP( )PE42H**	101.	110.	114.	384.
	28 1/2″ - 78″	49 1/2″	3″	3/8″	**DP( )PEWH78**	114.	122.	126.	561.
	36″ - 42″	6″	3″	3/8″	**DP( )PE08**	61.	65.	68.	262.
	50″ - 57″	7″	3″	3/8″	**DP( )PE08**	61.	65.	68.	262.
	57″ - 64″	7″	3″	3/8″	**DP( )PE08**	61.	65.	68.	262.
	28 1/2″ - 36″	7 1/2″	3″	3/8″	**DP( )PEWH36**	78.	90.	95.	354.
	42″ - 50″	8″	3″	3/8″	**DP( )PE08**	61.	65.	68.	262.

h* = Nominal height
Dimensions listed under h w d are actual to the nearest 1/16″

Ordering Information

Panel End

1. **Pattern Number**
2. **Trim Finish**

High-Low Panel End

1. **Pattern Number**
2. **Trim Finish**

Order Code

Panel End

Example:	**DP2A PE42, 117**
DP2A PE42	Pattern Number
117	Soft grey

High-Low Panel End

Example:	**DP2A PE42 117**
DP2A PE42	Pattern Number
117	Soft Grey

Included with:

Panel End

- **Panel end cover**
- **Connecting hardware**

High-Low Panel End

- **Panel end cover**
- **Connecting hardware**
- **Lower transition cap**

Options

Panel End, High-Low Panel End and Top Caps

Trim options
(4) = Radius Metal
(5) = Flat Metal
(V5) = Flat Veneer

Panel End Trim and Panel Top Caps

High-Low Panel End Trim for Recessed Add Up Glass

description	type	h *	w	d	pattern no.	Metal P1	Metal P2	Metal P3
Panel End, High-Low Glass Lower Panel/ No Glass Upper	28 1/2″ - 36″	7 1/2″	3″	3/8″	**DP5PEGNWH36**	$78.	$90.	$95.
	28 1/2″ - 42″	13 1/2″	3″	3/8″	**DP5PEGNWH42**	85.	96.	98.
	28 1/2″ - 50″	21 1/2″	3″	3/8″	**DP5PEGNWH50**	93.	101.	107.
	28 1/2″ - 57″	28 1/2″	3″	3/8″	**DP5PEGNWH57**	97.	110.	114.
	28 1/2″ - 64″	35 1/2″	3″	3/8″	**DP5PEGNWH64**	101.	114.	118.
	28 1/2″ - 78″	49 1/2″	3″	3/8″	**DP5PEGNWH78**	114.	122.	126.
	36″ - 42″	6″	3″	3/8″	**DP5PEGN08**	61.	65.	70.
	36″ - 50″	14″	3″	3/8″	**DP5PEGN14**	65.	69.	70.
	36″ - 57″	21″	3″	3/8″	**DP5PEGN22**	69.	72.	74.
	36″ - 64″	28″	3″	3/8″	**DP5PEGN28**	81.	87.	95.
	36″ - 78″	42″	3″	3/8″	**DP5PEGN42H**	101.	110.	114.
	42″ - 50″	8″	3″	3/8″	**DP5PEGN08**	61.	65.	70.
	42″ - 57″	15″	3″	3/8″	**DP5PEGN14**	65.	69.	70.
	42″ - 64″	22″	3″	3/8″	**DP5PEGN22**	69.	72.	74.
	42″ - 78″	36″	3″	3/8″	**DP5PEGN36**	97.	108.	113.
	50″ - 57″	7″	3″	3/8″	**DP5PEGN08**	61.	65.	70.
	50″ - 64″	14″	3″	3/8″	**DP5PEGN14**	65.	69.	70.
	50″ - 78″	28″	3″	3/8″	**DP5PEGN28**	81.	87.	95.
	57″ - 64″	7″	3″	3/8″	**DP5PEGN08**	61.	65.	70.
	57″ - 78″	21″	3″	3/8″	**DP5PEGN22**	69.	72.	74.
	64″ - 78″	14″	3″	3/8″	**DP5PEGN14**	65.	69.	70.

h* = Nominal height
Dimensions listed under h w d are actual to the nearest 1/16″

Ordering Information	Order Code	Included with:	Options
High-Low Panel End **1. Pattern Number** **2. Trim Finish**	**High-Low Panel End** *Example:* **DP5PEGG42H 117** **DP5PE** Pattern Number **GG** Configuration **42** Height **117** Soft Grey	**High-Low Panel End** • **Panel end cover** • **Connecting hardware**	**Panel End, High-Low Panel End and Top Caps** **Trim options**

Panel End Trim and Panel Top Caps

High-Low Panel End Trim for Recessed Add Up Glass

description	type	h *	w	d	pattern no.	Metal P1	Metal P2	Metal P3
Panel End, High-Low Glass Lower Panel/ Glass Upper Panel	28 1/2″ - 36″	7 1/2″	3″	3/8″	**DP5PEGGWH36**	$78.	$90.	$95.
	28 1/2″ - 42″	13 1/2″	3″	3/8″	**DP5PEGGWH42**	85.	96.	98.
	28 1/2″ - 50″	21 1/2″	3″	3/8″	**DP5PEGGWH50**	93.	101.	107.
	28 1/2″ - 57″	28 1/2″	3″	3/8″	**DP5PEGGWH57**	97.	110.	114.
	28 1/2″ - 64″	35 1/2″	3″	3/8″	**DP5PEGGWH64**	101.	114.	118.
	28 1/2″ - 78″	49 1/2″	3″	3/8″	**DP5PEGGWH78**	114.	122.	126.
	36″ - 42″	6″	3″	3/8″	**DP5PEGG08**	61.	65.	70.
	36″ - 50″	14″	3″	3/8″	**DP5PEGG14**	65.	69.	70.
	36″ - 57″	21″	3″	3/8″	**DP5PEGG22**	69.	72.	74.
	36″ - 64″	28″	3″	3/8″	**DP5PEGG28**	81.	87.	95.
	36″ - 78″	42″	3″	3/8″	**DP5PEGG42H**	101.	110.	114.
	42″ - 50″	8″	3″	3/8″	**DP5PEGG08**	61.	65.	70.
	42″ - 57″	15″	3″	3/8″	**DP5PEGG14**	65.	69.	70.
	42″ - 64″	22″	3″	3/8″	**DP5PEGG22**	69.	72.	74.
	42″ - 78″	36″	3″	3/8″	**DP5PEGG36**	97.	108.	113.
	50″ - 57″	7″	3″	3/8″	**DP5PEGG08**	61.	65.	70.
	50″ - 64″	14″	3″	3/8″	**DP5PEGG14**	65.	69.	70.
	50″ - 78″	28″	3″	3/8″	**DP5PEGG28**	81.	87.	95.
	57″ - 64″	7″	3″	3/8″	**DP5PEGG08**	61.	65.	70.
	57″ - 78″	21″	3″	3/8″	**DP5PEGG22**	69.	72.	74.
	64″ - 78″	14″	3″	3/8″	**DP5PEGG14**	65.	69.	70.

h* = Nominal height
Dimensions listed under h w d are actual to the nearest 1/16″

Ordering Information	Order Code	Included with:	Options
High-Low Panel End **1. Pattern Number** **2. Trim Finish**	**High-Low Panel End** *Example:* **DP5PEGG42H 117** **DP5PE** Pattern Number **GG** Configuration **42** Height **117** Soft Grey	**High-Low Panel End** • **Panel end cover** • **Connecting hardware**	**Panel End, High-Low Panel End and Top Caps** **Trim options**

Panel End Trim and Panel Top Caps

High-Low Panel End Trim for Recessed Add Up Glass

description	type	h *	w	d	pattern no.	Metal P1	Metal P2	Metal P3
Panel End, High-Low No Glass Lower Panel/ Glass Upper Panel	28½″ - 36″	7½″	3″	⅜″	**DP5PENGWH36**	$78.	$90.	$95.
	28½″ - 42″	13½″	3″	⅜″	**DP5PENGWH42**	85.	96.	98.
	28½″ - 50″	21½″	3″	⅜″	**DP5PENGWH50**	93.	101.	107.
	28½″ - 57″	28½″	3″	⅜″	**DP5PENGWH57**	97.	110.	114.
	28½″ - 64″	35½″	3″	⅜″	**DP5PENGWH64**	101.	114.	118.
	28½″ - 78″	49½″	3″	⅜″	**DP5PENGWH78**	114.	122.	126.
	36″ - 42″	6″	3″	⅜″	**DP5PENG08**	61.	65.	70.
	36″ - 50″	14″	3″	⅜″	**DP5PENG14**	65.	69.	70.
	36″ - 57″	21″	3″	⅜″	**DP5PENG22**	69.	72.	74.
	36″ - 64″	28″	3″	⅜″	**DP5PENG28**	81.	87.	95.
	36″ - 78″	42″	3″	⅜″	**DP5PENG42H**	101.	110.	114.
	42″ - 50″	8″	3″	⅜″	**DP5PENG08**	61.	65.	70.
	42″ - 57″	15″	3″	⅜″	**DP5PENG14**	65.	69.	70.
	42″ - 64″	22″	3″	⅜″	**DP5PENG22**	69.	72.	74.
	42″ - 78″	36″	3″	⅜″	**DP5PENG36**	97.	108.	113.
	50″ - 57″	7″	3″	⅜″	**DP5PENG08**	61.	65.	70.
	50″ - 64″	14″	3″	⅜″	**DP5PENG14**	65.	69.	70.
	50″ - 78″	28″	3″	⅜″	**DP5PENG28**	81.	87.	95.
	57″ - 64″	7″	3″	⅜″	**DP5PENG08**	61.	65.	70.
	57″ - 78″	21″	3″	⅜″	**DP5PENG22**	69.	72.	74.
	64″ - 78″	14″	3″	⅜″	**DP5PENG14**	65.	69.	70.

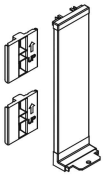

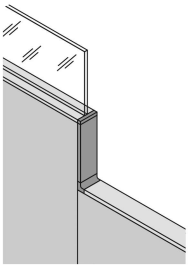

* Lower Transition Cap is included with the products on this page.

h* = Nominal height
Dimensions listed under h w d are actual to the nearest 1/16″

Ordering Information	Order Code	Included with:	Options
High-Low Panel End **1. Pattern Number** **2. Trim Finish**	**High-Low Panel End** *Example:* **DP5PEGG42H 117** **DP5PE** Pattern Number **GG** Configuration **42** Height **117** Soft Grey	**High-Low Panel End** • **Panel end cover** • **Connecting hardware**	**Panel End, High-Low Panel End and Top Caps** **Trim options**

Panel End Trim and Panel Top Caps

Thin Profile Panel End Trim and High-Low Panel End

description	type	h*	w	d	pattern no.	P1	P2	P3
Thin Profile Panel End	28 1/2″	28 1/2″	3″	5/8″	**DP6PEWH**	$150.	$150.	$150.
	28 1/2″ + 14″	42 1/2″	3″	5/8″	**DP6PEWHS14**	179.	196.	205.
	28 1/2″ + 21″	49 1/2″	3″	5/8″	**DP6PEWHS21**	193.	211.	220.
	28 1/2″ + 28″	56 1/2″	3″	5/8″	**DP6PEWHS28**	207.	227.	234.
	36″	36″	3″	5/8″	**DP6PE36F**	150.	150.	150.
	42″	42″	3″	5/8″	**DP6PE42**	164.	164.	164.
	50″	50″	3″	5/8″	**DP6PE50**	182.	182.	182.
	57″	57″	3″	5/8″	**DP6PE57**	196.	196.	196.
	64″	64″	3″	5/8″	**DP6PE64**	211.	211.	211.
	78″	78″	3″	5/8″	**DP6PE78**	248.	248.	248.
Thin Profile Panel End High-Low	28 1/2″-36″	36″	3″	5/8″	**DP6PEWH36**	109.	118.	122.
	28 1/2″-42″	42″	3″	5/8″	**DP6PEWH42**	121.	133.	136.
	28 1/2″-50″	50″	3″	5/8″	**DP6PEWH50**	133.	147.	151.
	28 1/2″-57″	57″	3″	5/8″	**DP6PEWH57**	146.	161.	167.
	28 1/2″-64″	64″	3″	5/8″	**DP6PEWH64**	162.	181.	186.
	28 1/2″-78″	78″	3″	5/8″	**DP6PEWH78**	193.	215.	221.
	36″-42″	6″	3″	5/8″	**DP6PE08**	75.	78.	78.
	36″-50″	14″	3″	5/8″	**DP6PE14**	98.	105.	103.
	36″-57″	21″	3″	5/8″	**DP6PE22**	118.	123.	123.
	36″-64″	28″	3″	5/8″	**DP6PE28**	135.	143.	143.
	36″-78″	42″	3″	5/8″	**DP6PE42H**	167.	181.	181.
	42″-50″	8″	3″	5/8″	**DP6PE08**	75.	78.	78.
	42″-57″	15″	3″	5/8″	**DP6PE14**	98.	105.	103.
	42″-64″	22″	3″	5/8″	**DP6PE22**	118.	123.	123.
	42″-78″	36″	3″	5/8″	**DP6PE36**	155.	162.	162.
	50″-57″	7″	3″	5/8″	**DP6PE08**	75.	78.	78.
	50″-64″	14″	3″	5/8″	**DP6PE14**	98.	105.	103.
	50″-78″	28″	3″	5/8″	**DP6PE28**	135.	143.	143.
	57″-64″	7″	3″	5/8″	**DP6PE08**	75.	78.	78.
	57″-78″	21″	3″	5/8″	**DP6PE22**	118.	123.	123.
	64″-78″	14″	3″	5/8″	**DP6PE14**	98.	105.	103.

h* = Nominal height
Dimensions listed under h w d are actual to the nearest 1/16″

Ordering Information

Thin Profile End Trim

1. **Pattern Number**
2. **Finish**

Order Code

Thin Profile End Trim

Example:	**DP6PE42 117**
DP	Dividends Panel
6	Thin Profile
PE	Panel End
42	Height
117	Finish

Included with:

Thin Panel End Trim

Attachment hardware

Note: Thin profile end trim is only available in Knoll core paint finishes.

Options

Panel End Trim and Panel Top Caps
Topway and Full View Frame Top Caps

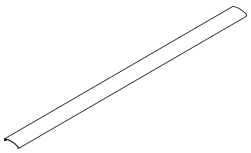

description	w	pattern no.	Metal P1	Metal P2	Metal P3	V1	V2	V3
Panel Top Caps	15″	**DP( )PT15**	$65.	$69.	$71.	$133.	$150.	$174.
	18″	**DP( )PT18**	65.	69.	71.	147.	167.	193.
	24″	**DP( )PT24**	65.	69.	71.	168.	190.	220.
	30″	**DP( )PT30**	65.	69.	71.	192.	216.	251.
	36″	**DP( )PT36**	65.	69.	71.	215.	243.	282.
	42″	**DP( )PT42**	65.	69.	71.	239.	270.	313.
	48″	**DP( )PT48**	65.	69.	71.	273.	308.	357.
	54″	**DP( )PT54**	71.	73.	75.	303.	342.	397.
	60″	**DP( )PT60**	74.	76.	83.	342.	386.	448.
	66″	**DP( )PT66**	83.	89.	95.	372.	420.	487.
	72″	**DP( )PT72**	93.	99.	105.	394.	446.	517.
	78″	**DP( )PT78**	102.	109.	114.	416.	471.	546.
	84″	**DP( )PT84**	113.	117.	123.	439.	495.	575.
	90″	**DP( )PT90**	121.	126.	132.	467.	527.	612.
	96″	**DP( )PT96**	127.	137.	144.	492.	556.	646.

Ordering Information

Panel Top Cap

1. **Pattern Number**
2. **Trim Finish**

Order Code

Panel Top Cap

Example:	**DP5PT18, 117**
DP5PT18	Pattern number
117	Soft Grey trim finish

Included with:

Panel Top Cap

- **Panel Top Cap**

Options

Panel Top Caps

Trim options
(4) = Radius Metal
(5) = Flat Metal
(V4) = Radius Veneer
(V5) = Flat Veneer

Panel End Trim and Panel Top Caps
Shortened Panel Top Caps

description	w	pattern no.	Metal P1	Metal P2	Metal P3	V1	V2	V3
Shortened Panel Top Caps (for lower panel on high-low panel to panel application) Not for use with DP6 Thin profile panel ends	14″	**DP( )PT14**	$65.	$69.	$71.	$133.	$150.	$174.
	17″	**DP( )PT17**	65.	69.	71.	147.	167.	193.
	23″	**DP( )PT23**	65.	69.	71.	168.	190.	220.
	29″	**DP( )PT29**	65.	69.	71.	192.	216.	251.
	35″	**DP( )PT35**	65.	69.	71.	215.	243.	282.
	41″	**DP( )PT41**	65.	69.	71.	239.	270.	313.
	47″	**DP( )PT47**	65.	69.	71.	273.	308.	357.
	53″	**DP( )PT53**	71.	73.	75.	303.	342.	397.
	59″	**DP( )PT59**	74.	76.	83.	342.	386.	448.
	65″	**DP( )PT65**	83.	89.	95.	372.	420.	487.
	71″	**DP( )PT71**	93.	99.	105.	394.	446.	517.
	77″	**DP( )PT77**	102.	109.	114.	416.	471.	546.
	83″	**DP( )PT83**	113.	117.	123.	439.	495.	575.
	89″	**DP( )PT89**	121.	126.	132.	467.	527.	612.
	95″	**DP( )PT95**	127.	137.	144.	492.	556.	646.

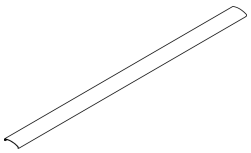

h* = Nominal height
Dimensions listed under h w d are actual to the nearest 1/16″

Ordering Information	Order Code	Included with:	Options
Panel Top Cap **1. Pattern Number** **2. Trim Finish** **Panel-to-Panel Top Cap Transition** **1. Pattern Number** **2. Trim Finish**	**Panel Top Cap** *Example:* **DP5PT18, 117** **DP5PT18** Pattern number **117** Soft Grey trim finish	**Panel Top Cap** • **Panel Top Cap**	**Panel Top Caps** **Trim options** **(4) = Radius Metal** **(5) = Flat Metal**

Panel Wall Starter, Panel-to-Panel Top Cap Transition *and Off-Module Panel Connector*

description	type	h *	h	w	d	pattern no.	Single pack list	10 pack list
Panel/Screen Wall Starter		14″	13 1/5″	2″	3/4″	**DP3PWS14**	$93.	n/a
		21″	20 4/5″	2″	3/4″	**DP3PWS21**	107.	n/a
		28″	27 4/5″	2″	3/4″	**DP3PWS28**	121.	n/a
		36″	28″	2″	3/4″	**DP3PWS36**	161.	n/a
		42″	35 3/8″	2″	3/4″	**DP3PWS42**	167.	n/a
		50″	42 11/16″	2″	3/4″	**DP3PWS50**	172.	n/a
		57″	50″	2″	3/4″	**DP3PWS57**	178.	n/a
		64″	57 1/4″	2″	3/4″	**DP3PWS64**	187.	n/a
		71″	64 1/2″	2″	3/4″	**DP3PWS71**	192.	n/a
		78″	71 7/8″	2″	3/4″	**DP3PWS78**	195.	n/a
Panel-to-Panel Top Cap Transition		3/4″	1″	3″		**DP( ) TCT( )**	9.	98.
Off-Module Panel Connector		36″	28″	2″	3/4″	**DP2PMS36**	105.	n/a
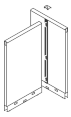		42″	35 3/8″	2″	3/4″	**DP2PMS42**	105.	n/a
		50″	42 11/16″	2″	3/4″	**DP2PMS50**	118.	n/a
		57″	50″	2″	3/4″	**DP2PMS57**	122.	n/a
		64″	57 1/4″	2″	3/4″	**DP2PMS64**	125.	n/a
		78″	71 7/8″	2″	3/4″	**DP2PMS78**	149.	n/a
Radius Post Top Cap (for use with off-module panel connector when radius metal top caps are used)	three-way		1/2″	3″	3″	**DP1PT3**	6.	n/a
	four-way		1/2″	3″	3″	**DP1PT4**	6.	n/a

h* = nominal height
Dimensions listed under h w d are actual to the nearest 1/16″

Ordering Information

Panel Wall Starter

1. Pattern Number

Off-Module Panel Connector

1. Pattern Number

Panel-to-Panel Top Cap Transition

1. Pattern Number
2. Trim Finish

Order Code

Panel Wall Starter

Example:	**DP1 PWS 64**
DP1 PW 64	Pattern Number

Off-Module Panel Connector

Example:	**DP1 PMS50**
DP1 PMS50	Pattern Number

Panel-to-Panel Top Cap Transition

Example:	**DP1 TCT, 117**
DP1 TCT	Pattern Number
117	Soft Grey

Included with:

Panel Wall Starter

Off-Module Panel Connector

Panel-to-Panel Top Cap Transition

Note: Three-way or four-way post top cap must be ordered separately when radius metal panel top caps are being used.

Options

Panel Wall Starter

Off-Module Panel Connector

Panel-to-Panel Top Cap Transition

Trim Option:
(4) = Radius Metal
(5) = Flat Metal
(V4) = Radius Veneer
(V5) = Flat Veneer

Panel-to-Panel Top Cap Transition

Add an 'SP' suffix to the base pattern number for single pack or 'TP' suffix for a 10 pack.

Wall Mount Tracks and Components
57″, 64″, 71″ and 78″ High

description	w	h	d	pattern no.	NA Black	P1	P2	P3
Wall Mount Tracks (pair)	1 1/2″	57″	1 1/2″	**DP1WT57**	$358.	$358.	$396.	$413.
	1 1/2″	64″	1 1/2″	**DP1WT64**	374.	374.	413.	426.
	1 1/2″	71″	1 1/2″	**DP1WT71**	389.	389.	426.	447.
	1 1/2″	78″	1 1/2″	**DP1WT78**	402.	402.	445.	460.
End Trim for Wall Mount Tracks	1 1/2″	57″	5/8″	**DP1WTET57**	n/a	132.	143.	149.
	1 1/2″	64″	5/8″	**DP1WTET64**	n/a	143.	161.	167.
	1 1/2″	71″	5/8″	**DP1WTET71**	n/a	143.	161.	167.
	1 1/2″	78″	5/8″	**DP1WTET78**	n/a	143.	161.	167.
Top Cap for Wall Mount Tracks	15″	3/4″	1 1/2″	**DP1WTTC15**	n/a	107.	118.	122.
	18″	3/4″	1 1/2″	**DP1WTTC18**	n/a	114.	122.	126.
	24″	3/4″	1 1/2″	**DP1WTTC24**	n/a	118.	127.	133.
	30″	3/4″	1 1/2″	**DP1WTTC30**	n/a	131.	139.	148.
	36″	3/4″	1 1/2″	**DP1WTTC36**	n/a	147.	162.	168.
	42″	3/4″	1 1/2″	**DP1WTTC42**	n/a	161.	173.	183.
	48″	3/4″	1 1/2″	**DP1WTTC48**	n/a	161.	173.	183.
	54″	3/4″	1 1/2″	**DP1WTTC54**	n/a	188.	209.	217.
	60″	3/4″	1 1/2″	**DP1WTTC60**	n/a	191.	210.	218.
	66″	3/4″	1 1/2″	**DP1WTTC66**	n/a	191.	210.	218.
	72″	3/4″	1 1/2″	**DP1WTTC72**	n/a	191.	210.	218.
	78″	3/4″	1 1/2″	**DP1WTTC78**	n/a	201.	218.	228.
	84″	3/4″	1 1/2″	**DP1WTTC84**	n/a	270.	293.	304.
	90″	3/4″	1 1/2″	**DP1WTTC90**	n/a	276.	298.	312.
	96″	3/4″	1 1/2″	**DP1WTTC96**	n/a	281.	308.	323.
Bottom Tile Channel for Wall Mount Tracks	15″			**DP1WTBTC15**	n/a	74.	80.	85.
	18″			**DP1WTBTC18**	n/a	75.	83.	89.
	24″			**DP1WTBTC24**	n/a	80.	93.	97.
	30″			**DP1WTBTC30**	n/a	85.	97.	99.
	36″			**DP1WTBTC36**	n/a	107.	118.	122.
	42″			**DP1WTBTC42**	n/a	121.	132.	135.
	48″			**DP1WTBTC48**	n/a	135.	150.	160.

Ordering Information

Wall Mount Tracks

1. **Pattern Number**
2. **Paint Finish**

End Trim for Wall Mount Tracks

1. **Pattern Number**
2. **Paint Finish**

Top Cap for Wall Mount Tracks

1. **Pattern Number**
2. **Paint Finish**

Bottom Tile Channel for Wall Mount Tracks

1. **Pattern Number**
2. **Paint Finish**

Tile Support Brackets

1. **Pattern Number**

Order Code

Wall Mount Tracks

Example:	**DP1WT57613**
DP1WT57	Pattern Number
613	Paint Finish

Tile Support Brackets

Example:	**DP1WTTSB**
DP1WT TSB	Pattern Number

Included with:

Wall Mount Tracks

Wall fasteners are not included or supplied by Knoll.

Bottom Tile Channel for Wall Mount Tracks

- **Hardware**

Tile Support Brackets for Wall Mount Tracks

- **Hardware**

Options

Wall Mount Tracks and Components
57", 64", 71" and 78" High

description	w	h	d	pattern no.	NA Black	P1	P2	P3
Tile Support Brackets for Wall Mount Tracks (pair)				**DP1WTTSB**	$14.	n/a	n/a	n/a

Ordering Information	Order Code	Included with:	Options
Wall Mount Tracks **1. Pattern Number** **2. Paint Finish** **End Trim for Wall Mount Tracks** **1. Pattern Number** **2. Paint Finish** **Top Cap for Wall Mount Tracks** **1. Pattern Number** **2. Paint Finish** **Bottom Tile Channel for Wall Mount Tracks** **1. Pattern Number** **2. Paint Finish** **Tile Support Brackets** **1. Pattern Number**	**Wall Mount Tracks** *Example:* **DP1WT57613** **DP1WT57** Pattern Number **613** Paint Finish **Tile Support Brackets** *Example:* **DP1WTTSB** **DP1WT TSB** Pattern Number	**Wall Mount Tracks** **Wall fasteners are not included or supplied by Knoll.** **Bottom Tile Channel for Wall Mount Tracks** • **Hardware** **Tile Support Brackets for Wall Mount Tracks** • **Hardware**	

Coat Hooks and Reveal Fillers
Carpet Grippers

description	type	h	w	d	pattern no.	list	P1	P2	P3
Carpet Grippers	Package of 10				**DP1 CG**	$20.			
Coat Hook (For Panel Slotted Standard)	Package of 10				**DP2CHTP**		234.	234.	234.
Coat Hook (For radius metal and plastic trim only) (Package of 4)	Anodized Black Finish				**DP1 CHB**	205.			
	Matte Aluminum Finish				**DP1 CHP**	193.			
Wide Panel Reveal Filler (for panel-to-panel, panel-to-DP2/4/5 end trim or between laminate insterts) 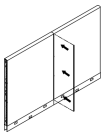	15 Fillers	74″			**DP2PRFW15 ( )**	97.			
Narrow Panel Reveal Filler (for panel-to-post attachment and panel-to-DP6 end tirm) 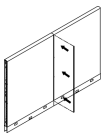	15 Fillers	74″			**DP2PRFN15 ( )**	73.			
Corner Panel Reveal Filler (for inside corner of DP8 post) 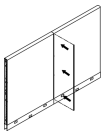	15 Fillers	74″			**DP2PRFIC15**	279.			

Ordering Information	Order Code	Included with:	Options
Panel Rigidizer Bracket **1. Pattern Number** **Panel Reveal Filler** **1. Pattern Number** **Slotted Standard Coat Hook** **1. Pattern Number** **2. Paint Finish**	**Panel Rigidizer Bracket** *Example:* **DP1 PRBL** **Panel Reveal Filler** *Example:* **DP1PRF N15** **Slotted Standard Coat Hook** Example: **DP2CH** 118 Bright White	**Panel Rigidizer Bracket** • **Rigidizer Bracket** • **Set Screws** **Panel Reveal Filler** • **Reveal Fillers (15 qty)**	**Panel Rigidizer Bracket** **Panel Reveal Filler** **Note: Two narrow panel reveal fillers are required for inside corner on DP2/4/5 posts. They are used only on the outside of DP8 posts.** **Panel Reveal Option:** **(B) = Black** **(W) = White** **(G) = Grey**

Coat Hooks and Reveal Fillers
Accessories

description	type	w	d	h	pattern no.	list	lam.	V1	V2
Coathooks (10)					**MM2-CH**	$148.	$0.	$0.	$0.
Stabilizer foot		2″	13″	14″	**MM1-SF-( )**	563.	0.	0.	0.
Carpet grips (10)	Dividends Open Panel Carpet Grippper				**MM2-NCG**	45.	0.	0.	0.
	Morrison Panel only				**MM2-CG**	46.	0.	0.	0.
Replacement grommets (10)	Thick surface	3″	3″	1 3/4″	**MM1WG**	204.	0.	0.	0.
	Thin surface	3″	3″	1 1/4″	**MM1UG**	204.	0.	0.	0.
Privacy screen alignment clips, set of 10	Corner				**MZ1-LS**	70.	0.	0.	0.
	Straight				**MZ1-SS**	70.	0.	0.	0.
Sample Worksurface	Dividends Horizon Post Formed	16″	16″	1 1/4″	**MSAMP1616**	0.	168.	216.	447.

Order Code

Example:	**MM1-PD-612**
MM1	Accessory
PD	Height
612	Medium Grey

Specification Information

Specify paint finishes:

Pencil tray is molded plastic and available in black or clear.
Black: N
Clear: C

Application Notes

Stabilizer foot attaches to connector track to stabilize panel runs.

Carpet grips snap under panel glides to prevent panel runs from sliding. Glide rotates in carpet grip to permit leveling.Coathooks engage below the top cap at any point on the vertical panel.

Pencil drawer secures underneath a worksurface.

This page intentionally left blank

Covered L Specification

The Covered L Gallery Panel attaches directly to the end of a Dividends Horizon Panel as a return without the need for a Universal Post. Covered L applications are specified as either right or left handed and have a maximum overall width of 99". Extension can be added to create longer runs. Returns can be added to enclose a space or provide additional stability. All hardware is included.

Follow the steps below to complete a Covered L Gallery Panel specification:

1. **Application:** Covered L (L).
2. **Plus Dimension:** In applications where a Return is required, choose the plus dimension: left, right or none (L, R or N). L and R add 1 $^{3}/_{16}$" to the overall width and preserves the on-module width inside the workstation.
3. **Height:** Worksurface Height, 36" 42", 50"
4. **Width:** 16", 19", 20", 24", 30", 36", 42", 48", 54", 60", 66", 72", 78", 84", 90", 96"

Note: Widths above are the usable, on-module dimension inside the workstation, not overall dimension.

5. **Handed:** *Choose either left or right (L or R). handedness is determined from the user's perspective within the workstation. See below.*

Note: If a Plus Dimension is chosen (L or R), the handedness must match (L or R).

6. **Adjacent Panel Height:** Choose the height of the adjacent Dividends Horizon (50, 42, 36 or WH).

Note: Hi Lo applications with WH Dividends Panels are not supported.

7. **Finish:** Choose the appropriate laminate or veneer finish.
8. **Laminiate Grain Direction:** Choose vertical or horizontal grain direction (V or H) or (~) for solid color laminate.

Note: No grain direction choice is required for solid color lamiante.

Note: Woodgrain laminate is not available with grain matching in Shared T and Extension/ Return Gallery Panel applications.

Note: See width limitations by finish option as referenced on the Dividends Horizon Gallery Panel Specification page.

9. **Edgeband:** Choose any standard synthetic edge option.

Length of Run Restriction: No Covered L Gallery Panel run can exceed 96" (usable), *including extensions* without lateral support for stability i.e. attaching to freestanding storage or using a Gallery Panel Return.

Product Line	Category	Application (1)	Plus Dimensions (2)	Height (3)	Width 1 (4)	Handed (5)	Adjacent Panel (6)	Finish (7)	Grain Direction (8)	Edgeband (9)
DP	**GP**	**L**	**R**	**WH**	**16**	**R**	**WH**	**118**	**~**	**118**
DP= Dividend Panel	*GP= Gallery Panel*	*L= Covered L*	*R= Add 1 $^{3}/_{16}$ to the right side* *L= Add 1 $^{3}/_{16}$ to the left side* *N= No Added dimensions*	*WH= Work surface height* *36= 36" Height* *42= 42" Height* *50= 50" Height*	*16= 16" Wide* *19= 19" Wide* *20= 20" Wide* *24= 24" Wide* *30= 30" Wide* *36= 36" Wide* *42= 42" Wide* *48= 48" Wide* *54= 54" Wide* *60= 60" Wide* *66= 66" Wide* *72= 72" Wide* *78= 78" Wide* *84= 84" Wide* *90= 90" Wide* *96= 96" Wide*	*R= Right Handed* *L= Left Handed*	*WH: WH* *36: 36"* *42: 42" or 36"* *50: 50", 42" or 36"*	*Select Finish*	*V= Vertical* *H= Horizontal* *~ = Solid color lam*	*Select Edge Band*

Gallery Panel to Dividends Horizon Panel Alignment

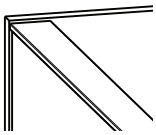

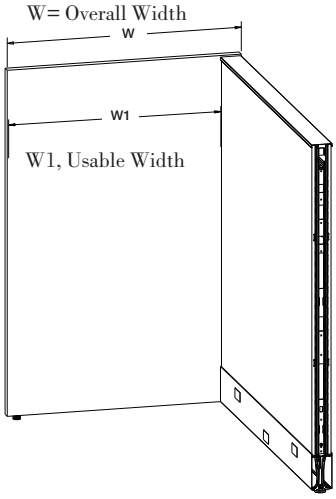

Covered L, Left Hand

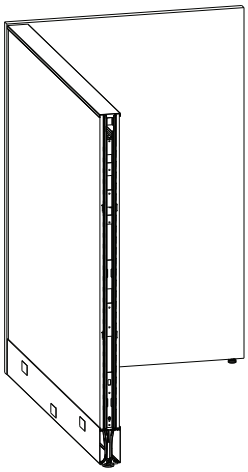

Covered L, Right Hand

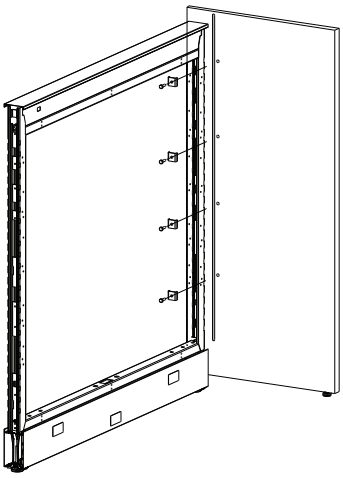

Covered L, Attachment

Covered T Specification

The Covered T Gallery Panel attaches to the end of a Dividends Horizon Panel run as a dual return without the need for a universal post. Covered T applications have widths that are specified independently and cannot exceed an overall width of 99". Extension can be added to create longer runs. Returns can be added to enclose a space or provide additional stability. All hardware included.

Follow the steps below to complete a Covered T Gallery Panel Specification:

1. **Application:** Covered T (T).
2. **Plus Dimension:** In applications where a Return(s) are required, choose the plus dimension: left, right, both or none (L, R, B or N). L and R add 1 $^{3}/_{16}$" to the left or right sides, B adds 1 $^{3}/_{16}$" to both left and right sides and preserves the on-module width inside the workstation.
3. **Height:** Worksurface Height, 36" 42", 50"
4. **Width 1:** 16", 19", 20", 24", 30", 36", 42", 48", 54", 60", 66", 72", 78", 84", 90", 96"
5. **Width 2:** 16", 19", 20", 24", 30", 36", 42", 48", 54", 60", 66", 72", 78", 84", 90", 96"

Note: Widths above are the usable, on-module dimension inside the workstation, not overall dimension.

Note: No combination of Width 1 *and* Width 2 can exceed 96".

6. **Adjacent Panel Height:** Choose the height of the adjacent Dividends Horizon (50, 42, 36 or WH).

Note: Hi Lo applications with WH Dividends Panels are not supported.

7. **Finish:** Choose the appropriate laminate or veneer finish.
8. **Laminiate Grain Direction:** Choose vertical or horizontal grain direction (V or H) or (~) for solid color laminate.

Note: See width limitations by finish option as referenced on the Dividends Horizon Gallery Panel Specification page.

9. **Edgeband:** Choose any standard synthetic edge option.

Length of Run Restriction: No Covered T Gallery Panel run can exceed 96" (usable), *including extensions* without lateral support for stability i.e. attaching to freestanding storage or using a Gallery Panel Return.

Product Line	Category	Application (1)	Plus Dimensions (2)	Height (3)	Width 1 (4)	Width 2 (5)	Adjacent Panel (6)	Finish (7)	Grain Direction (8)	Edgeband (9)
DP	GP	T	R	WH	16	16	WH	118	~	118
DP= Dividend Panel	*GP= Gallery Panel*	*T= Covered T*	*R= Add 1 $^{3}/_{16}$ to the right side* *L= Add 1 $^{3}/_{16}$ to the left side* *N= No Added dimensions*	*WH= Work surface height* *36= 36" Height* *42= 42" Height* *50= 50" Height*	*16= 16" Wide* *19= 19" Wide* *20= 20" Wide* *24= 24" Wide* *30= 30" Wide* *36= 36" Wide* *42= 42" Wide* *48= 48" Wide* *54= 54" Wide* *60= 60" Wide* *66= 66" Wide* *72= 72" Wide* *78= 78" Wide*	*16= 16" Wide* *19= 19" Wide* *20= 20" Wide* *24= 24" Wide* *30= 30" Wide* *36= 36" Wide* *42= 42" Wide* *48= 48" Wide* *54= 54" Wide* *60= 60" Wide* *66= 66" Wide* *72= 72" Wide* *78= 78" Wide*	*WH: WH* *36: 36"* *42: 42" or 36"* *50: 50", 42" or 36"*	*Select Finish*	*V= Vertical* *H= Horizontal* *~ = Solid color lam*	*Select Edge Band*

Gallery Panel to Dividends Horizon Panel Alignment

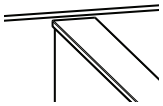

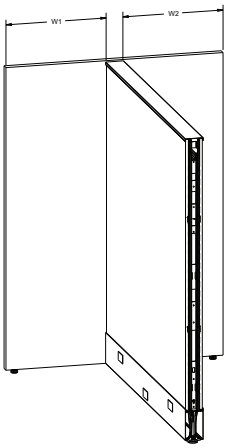

Covered T: Combination of W1 and W2 not to exceed 96"

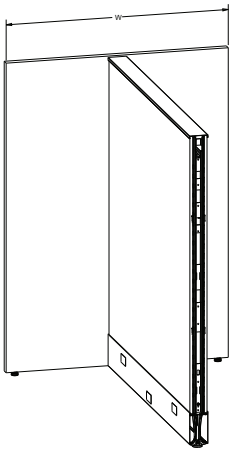

Covered T: Overall width not to exceed 99"

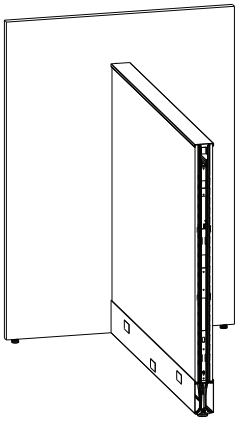

50"H Covered T with 42"H Adjacent Dividends Horizon Panel

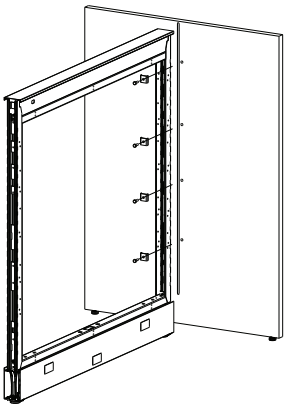

Covered T Attachment

Shared T Specification

The Shared T Gallery Panel application attaches to the end of a Dividends Horizon Panel run and specified as an assembly of two gallery panels without the need for a universal post. Shared T applications have widths that are specified independently up to 96" for greater planning flexibility and where the joints bisects the adjacent Dividends Horizon Panel. Extension can be added to create longer runs. Returns can be added to enclose a space or provide additional stability. All hardware is included.

Follow the steps below to complete a Shared T Gallery Panel specification:

1. **Application:** Shared T (S).
2. **Plus Dimension:** In applications where a Return(s) are required, choose the plus dimension: left, right, both or none (L, R, B or N). L and R add 1 $^{3}/_{16}$" to the left or right sides, B adds 1 $^{3}/_{16}$" to both left and right sides and preserves the on-module width inside the workstation.
3. **Height:** Worksurface Height, 36" 42", 50"
4. **Width 1:** 16", 19", 20", 24", 30", 36", 42", 48", 54", 60", 66", 72", 78", 84", 90", 96"
5. **Width 2:** 16", 19", 20", 24", 30", 36", 42", 48", 54", 60", 66", 72", 78", 84", 90", 96"

Note: Widths above are the usable, on-module dimension inside the workstation, not overall dimension.

6. **Adjacent Panel Height:** Choose the height of the adjacent Dividends Horizon (50, 42, 36 or WH)

Note: Hi Lo applications with WH Dividends Panels are not supported.

7. **Finish:** Choose the appropriate laminate or veneer finish.
8. **Laminiate Grain Direction:** Choose vertical or horizontal grain direction (V or H) or (~) for solid color laminate.

Note: See width limitations by finish option as referenced on the Dividends Horizon Gallery Panel Specification page.

9. **Edgeband:** Choose any standard synthetic edge option.

Length of Run Restriction: No Shared T Gallery Panel run can exceed 96" (usable), *including extensions* without lateral support for stability i.e. attaching to freestanding storage or using a Gallery Panel Return.

Product Line	Category	Application (1)	Plus Dimensions (2)	Height (3)	Width 1 (4)	Width 2 (5)	Adjacent Panel (6)	Finish (7)	Grain Direction (8)	Edgeband (9)
DP	**GP**	**S**	**R**	**WH**	**16**	**16**	**WH**	**118**	**~**	**118**
DP= Dividend Panel	*GP= Gallery Panel*	*S= Shared T*	*R= Add 1 $^{3}/_{16}$ to the right side*	*WH= Work surface height*	*16= 16" Wide*	*16= 16" Wide*	*WH: WH*	*Select Finish*	*V= Vertical*	*Select Edge Band*
			L= Add 1 $^{3}/_{16}$ to the left side	*36= 36" Height*	*19= 19" Wide*	*19= 19" Wide*	*36: 36"*		*H= Horizontal*	
			N= No Added dimensions	*42= 42" Height*	*20= 20" Wide*	*20= 20" Wide*	*42: 42" or 36"*		*~ = Solid color lam*	
				50= 50" Height	*24= 24" Wide*	*24= 24" Wide*	*50: 50", 42" or 36"*			
					30= 30" Wide	*30= 30" Wide*				
					36= 36" Wide	*36= 36" Wide*				
					42= 42" Wide	*42= 42" Wide*				
					48= 48" Wide	*48= 48" Wide*				
					54= 54" Wide	*54= 54" Wide*				
					60= 60" Wide	*60= 60" Wide*				
					66= 66" Wide	*66= 66" Wide*				
					72= 72" Wide	*72= 72" Wide*				
					78= 78" Wide	*78= 78" Wide*				
					84= 84" Wide	*84= 84" Wide*				
					90= 90" Wide	*90= 90" Wide*				
					96= 96" Wide	*96= 96" Wide*				

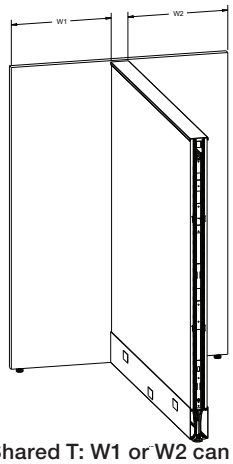

Shared T: W1 or W2 can exceed 96"

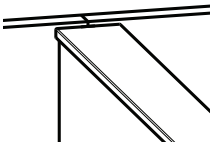

Gallery Panel to Dividends Horizon Panel alignment

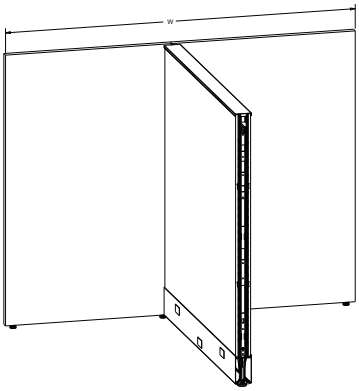

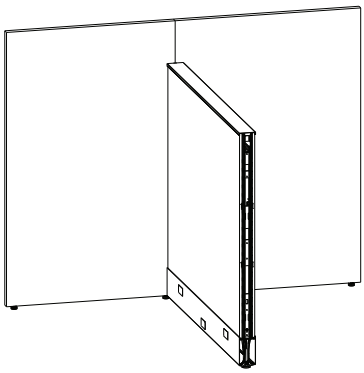

50"H Shared T with 42"H Adjacent Dividends Horizon Panel

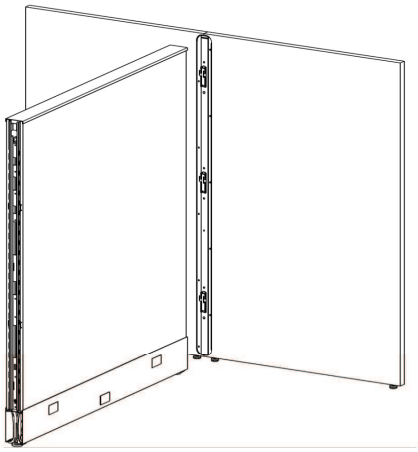

Shared T Gallery Panel Connection

Universal Gallery Panels
Specifications

Extension/ Return Specification
The **Extension Gallery Panel** application attaches, in-line, to the end of an existing gallery panel to add length to a run. Maximum width is 78". All hardware is included.

The **Return Gallery Panels** application attaches the face of an existing gallery panel to add stability to a panel run or privacy to a workstation. Maximum width is 78". All hardware is included.

Note: Extensions and Returns are identical except for where the attach to an existing gallery panel.

Extension can be added to create longer runs. Returns can be added to enclose a space or provide additional stability.

Follow the steps below to complete an Extension/ Return Gallery Panel Specification:

1. **Application:** Extension/ Return (E).
2. **Plus Dimension:** In applications where a Return(s) are required, choose the plus dimension: left, right, both or none (L, R, B or N). L and R add 1 $^{3}/_{16}$" to the left or right sides, B adds 1 $^{3}/_{16}$" to both left and right sides and preserves the on-module width inside the workstation.
3. **Height:** Worksurface Height, 36" 42", 50"
4. **Width 1:** 16", 19", 20", 24", 30", 36", 42", 48", 54", 60", 66", 72", 78"
5. **Finish:** Choose the appropriate laminate or veneer finish.
6. **Laminiate Grain Direction:** Choose vertical or horizontal grain direction (V or H) or (~) for solid color laminate.

Note: See width limitations by finish option as referenced on the Dividends Horizon Gallery Panel Specification page.

7. **Edgeband:** Choose any standard synthetic edge option.

Length of Run Restriction: No Shared T Gallery Panel run can exceed 96" (usable), *including extensions* without lateral support for stability i.e. attaching to freestanding storage or using a Gallery Panel Return.

Product Line	Category	Application (1)	Plus Dimensions (2)	Height (3)	Width 1 (4)	Finish (5)	Grain Direction (6)	Edgeband (7)
DP	GP	E	R	WH	16	118	~	118
DP= Dividend Panel	*GP= Gallery Panel*	*E= Extension*	*R= Add 1 $^{3}/_{16}$ to the right side*	*WH= Work surface height*	*16= 16" Wide*	*Select Finish*	*V= Vertical*	*Select Edge Band*
			L= Add 1 $^{3}/_{16}$ to the left side	*36= 36" Height*	*19= 19" Wide*		*H= Horizontal*	
			N= No Added dimensions	*42= 42" Height*	*20= 20" Wide*		*~ = Solid color lam*	
				50= 50" Height	*24= 24" Wide*			
					30= 30" Wide			
					36= 36" Wide			
					42= 42" Wide			
					48= 48" Wide			
					54= 54" Wide			
					60= 60" Wide			
					66= 66" Wide			
					72= 72" Wide			
					78= 78" Wide			

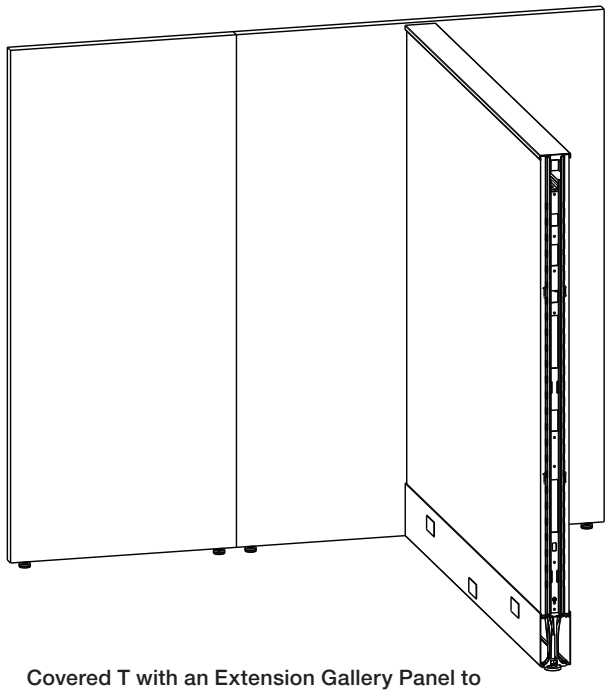

Covered T with an Extension Gallery Panel to create a longer run

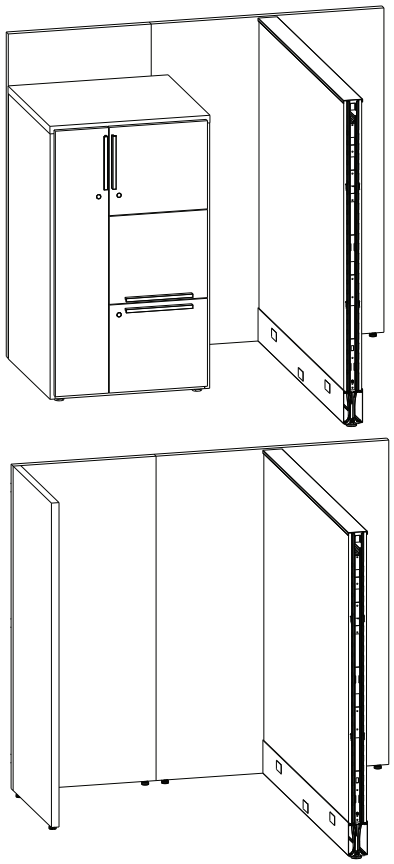

Attached storage or Return Gallery Panel for stability on ALL runs that exceed 96"

Intermediate Specification
The Intermediate Gallery Panel application can be specified as either Freestanding or Panel Mounted.

Freestanding Intermediate Gallery Panels are specified as an off-module divider between workstations and are not connected to the Dividends Horizon slotted standard. Maximum width is 78". Extensions/ Returns cannot be added.

Dividends Horizon Freestanding Feet (DPGPFF) are offered in pairs. Two (2) pairs are required to complete the assembly and are ordered separately.

Note: Freestanding Intermediate applications are best suited for 42" and wider Gallery Panels.

Panel Mounted Intermediate Gallery Panels are specified as a divider between workstations and are connected to the Dividends Horizon Panel slotted standard. Maximum width is 78". Extensions/Returns cannot be added to intermediate gallery panels.

Dividends Horizon Gallery Panel Brackets (DPGPPB) are offered in pairs, either left or right handed. One (1) pair is required to complete the assembly and are ordered separately.

Note: Panel Mounted Intermediate applications are best suited for 16"-36" wide Gallery Panels.

Follow the steps below to complete an Extension/ Return Gallery Panel Specification:

1. **Application:** Intermediate (I).
2. **Height:** Worksurface Height, 36" 42", 50"
3. **Width 1:** 16", 19", 20", 24", 30", 36", 42", 48", 54", 60", 66", 72", 78"

Note: Widths above are the usable, on-module dimension inside the workstation, not overall dimension.

4. **Finish:** Choose the appropriate laminate or veneer finish.
5. **Laminate Grain Direction:** Choose vertical or horizontal grain direction (V or H) or (~) for solid color laminate.

Note: See width limitations by finish option as referenced on the Dividends Horizon Gallery Panel Specification page.

6. **Edgeband:** Choose any standard synthetic edge option.

Product Line	Category	Application (1)	Height (2)	Width 1 (3)	Finish (4)	Grain Direction (5)	Edgeband (6)
DP	GP	I	WH	16	118	~	118
DP= Dividend Panel	*GP= Gallery Panel*	*I= Intermediate*	*WH= Work surface height*	*16= 16" Wide*	*Select Finish*	*V= Vertical*	*Select Edge Band*
			36= 36" Height	*19= 19" Wide*		*H= Horizontal*	
			42= 42" Height	*20= 20" Wide*		*~ = Solid color lam*	
			50= 50" Height	*24= 24" Wide*			
				30= 30" Wide			
				36= 36" Wide			
				42= 42" Wide			
				48= 48" Wide			
				54= 54" Wide			
				60= 60" Wide			
				66= 66" Wide			
				72= 72" Wide			
				78= 78" Wide			



Intermediate Gallery Panel with Freestanding Feet



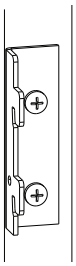

Left-Hand Panel Bracket DPGPPBL

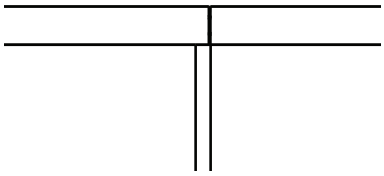

Intermediate Gallery Panel with Left-Hand Panel Bracket

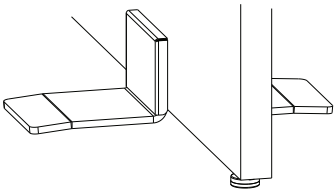

Gallery Panel, Freestanding Feet, DPGPFF

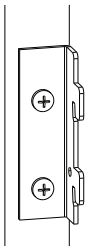

Right-Hand Panel Bracket DPGPPBR

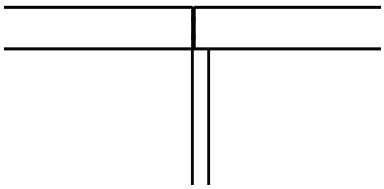

Intermediate Gallery Pabel with Right-Hand Bracket

Universal Gallery Panels
Add Up Screens

Follow the steps below to complete an Add Up for Covered L Gallery Panel specification:

1. Application: Covered L (L).

2. Plus Dimension: In applications where a Return is required, choose the plus dimension: 1 3/18" or none (1 or N). "1" adds 1 3/16" to the overall width and preserves the on-module width inside the workstation.

3. Add Up Height: 7", 14" and 21"

4. Width: 16", 19", 20", 24", 30", 36", 42", 48", 54", 60", 66", 72", 78", 84", 90", 96".

Note: Widths above are the usable, on-module dimension inside the workstation, not overall dimension.

5. Material: 1/4", 3/8", 1/2" Glass or 12mm PET

6. Material Finish:

- 1/2" glass options: clear, frosted, bronze or grey
- 3/8" Glass options: clear or laminated powder
- 1/4" Glass options: clear or frosted
- 12mm PET options: Slate, Pewter, Smoke, Ochre, Cobalt

7. Frame Finish: Choose a standard Knoll powdercoat finish.

Note: Add ups must be specified to match the base Gallery Panel application type.

Product Line	Category	Application (1)	Plus Dimensions (2)	Height (3)	Width 1 (4)	Material (5)	Finish (6)	Frame Finish (7)
DP	**GPAU**	**T**	**1**	**7**	**16**	**H**	**TEMP**	**113T**
DP= Dividend Panel	*GPAU= Gallery Panel Add Up*	*L= Covered*	*N=No added dimension* *1=Add 1 3/16" to the end*	*7=7" Height* *14=14" Height* *21=21" Height*	*16=16" Wide* *19=19" Wide* *20=20" Wide* *24=24" Wide* *30=30" Wide* *36=36" Wide* *42=42" Wide* *48=48" Wide* *54=54" Wide* *60=60" Wide* *66=66" Wide* *72=72" Wide* *78=78" Wide* *84=84" Wide* *90=90" Wide* *96=96" Wide*	*H=1/2" Glass* *W=3/8" Glass* *E=1/4" Glass* *T=12mm PET*	*For H glass option:* *(Temp)=Clear* *(GL13)=Frosted* *(GL25)=Bronze* *(GL35)=Grey* *For E glass option:* *(Temp)=Clear* *(GL13)=Frosted* *For W glass option:* *(Temp)=Clear* *(GL60)=Laminated Powder* *For T option:* *(PET12SL)=Slate* *(PET12PW)=Pewter* *(PET12SM)=Smoke* *(PET12OC)=Ochre* *(PET12CB)=Cobalt*	*(611T)=Beige Mist Metallic* *(120T)=Black Brown* *(118T)=Bright White* *(112T)=Brown* *(113T)=Dark Grey* *(114T)=Folkstone Grey* *(111T)=Jet Black* *(115T)=Medium Grey* *(612T)=Medium Metallic Grey* *(116T)=Sandstone* *(613)=Silver* *(117T)=Soft Grey*

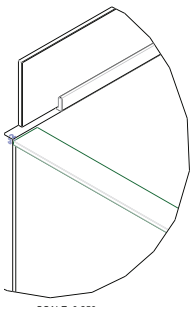

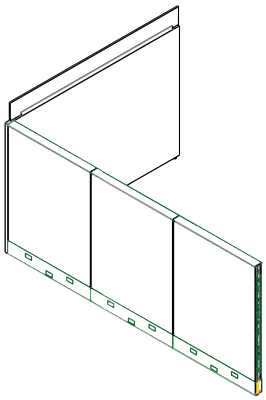

Follow the steps below to complete an Add Up for Covered T Gallery Panel specification:

1. Application: Covered T (T).

2. Plus Dimension: In applications where a Return is required, choose the plus dimension: 1 3/18" or none (1 or N). "1" adds 1 3/16" to the overall width and preserves the on-module width inside the workstation.

3. Add Up Height: 7", 14" and 21"

4. Width 1: 16", 19", 20", 24", 30", 36", 42", 48", 54", 60", 66", 72", 78"

5. Width 2: 16", 19", 20", 24", 30", 36", 42", 48", 54", 60", 66", 72", 78"

Note: Widths above are the usable, on-module dimension inside the workstation, not overall dimension.

6. Material: 1/4", 3/8", 1/2" Glass or 12mm PET

7. Material Finish:

- 1/2" glass options: clear, frosted, bronze or grey
- 3/8" Glass options: clear or laminated powder
- 1/4" Glass options: clear or frosted
- 12mm PET options: Slate, Pewter, Smoke, Ochre, Cobalt

8. Frame Finish: Choose a standard Knoll powdercoat finish.

Note: Add ups must be specified to match the base Gallery Panel application type.

Product Line	Category	Application (1)	Plus Dimensions (2)	Height (3)	Width 1 (4)	Width 2 (5)	Material (6)	Finish (7)	Frame Finish (8)
DP	**GPAU**	**T**	**1**	**7**	**16**	**60**	**H**	**TEMP**	**113T**
DP= Dividend Panel	*GPAU= Gallery Panel Add Up*	*T= Covered*	*N=No added dimension* *1=Add 1 3/16" to the end*	*7=7" Height* *14=14" Height* *21=21" Height*	*16=16" Wide* *19=19" Wide* *20=20" Wide* *24=24" Wide* *30=30" Wide* *36=36" Wide* *42=42" Wide* *48=48" Wide* *54=54" Wide* *60=60" Wide* *66=66" Wide* *72=72" Wide* *78=78" Wide* *84=84" Wide* *90=90" Wide* *96=96" Wide*	*16=16" Wide* *19=19" Wide* *20=20" Wide* *24=24" Wide* *30=30" Wide* *36=36" Wide* *42=42" Wide* *48=48" Wide* *54=54" Wide* *60=60" Wide* *66=66" Wide* *72=72" Wide* *78=78" Wide* *84=84" Wide* *90=90" Wide* *96=96" Wide*	*H=1/2" Glass* *W=3/8" Glass* *E=1/4" Glass* *T=12mm PET*	*For H glass option:* *(Temp)=Clear* *(GL13)=Frosted* *(GL25)=Bronze* *(GL35)=Grey* *For E glass option:* *(Temp)=Clear* *(GL13)=Frosted* *For W glass option:* *(Temp)=Clear* *(GL60)=Laminated Powder* *For T option:* *(PET12SL)=Slate* *(PET12PW)=Pewter* *(PET12SM)=Smoke* *(PET12OC)=Ochre* *(PET12CB)=Cobalt*	*(611T)=Beige Mist Metallic* *(120T)=Black Brown* *(118T)=Bright White* *(112T)=Brown* *(113T)=Dark Grey* *(114T)=Folkstone Grey* *(111T)=Jet Black* *(115T)=Medium Grey* *(612T)=Medium Metallic Grey* *(116T)=Sandstone* *(613)=Silver* *(117T)=Soft Grey*

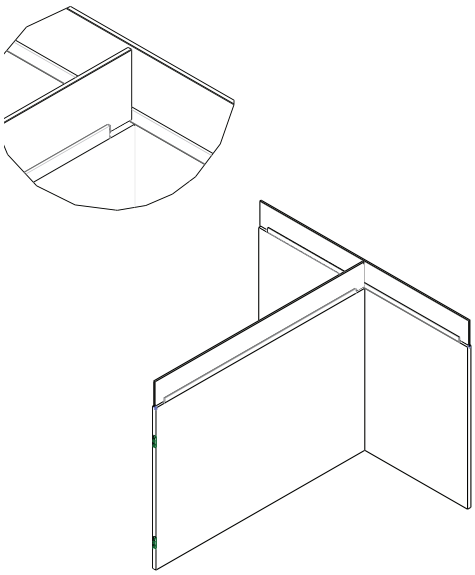

Universal Gallery Panels
Add Up Screens

Follow the steps below to complete an Add Up for Shared T Gallery Panel specification:

1. Application: Shared T (S).

2. Plus Dimension: In applications where a Return is required, choose the plus dimension: 1 3/18" or none (1 or N). "1" adds 1 3/16" to the overall width and preserves the on-module width inside the workstation.

3. Add Up Height: 7", 14" and 21"

4. Width: 16", 19", 20", 24", 30", 36", 42", 48", 54", 60", 66", 72", 78", 84", 90", 96".

Note: Widths above are the usable, on-module dimension inside the workstation, not overall dimension.

5. Material: 1/4", 3/8", 1/2" Glass or 12mm PET

6. Material Finish:

- 1/2" glass options: clear, frosted, bronze or grey
- 3/8" Glass options: clear or laminated powder
- 1/4" Glass options: clear or frosted
- 12mm PET options: Slate, Pewter, Smoke, Ochre, Cobalt

7. Frame Finish: Choose a standard Knoll powdercoat finish.

Note: Add ups must be specified to match the base Gallery Panel application type.

Product Line	Category	Application (1)	Plus Dimensions (2)	Height (3)	Width 1 (4)	Material (5)	Finish (6)	Frame Finish (7)
DP	**GPAU**	**T**	**1**	**7**	**16**	**H**	**TEMP**	**113T**
DP= Dividend Panel	*GPAU= Gallery Panel Add Up*	*S= Shared T*	*N=No added dimension* *1=Add 1 3/16" to the end*	*7=7" Height* *14=14" Height* *21=21" Height*	*16=16" Wide* *19=19" Wide* *20=20" Wide* *24=24" Wide* *30=30" Wide* *36=36" Wide* *42=42" Wide* *48=48" Wide* *54=54" Wide* *60=60" Wide* *66=66" Wide* *72=72" Wide* *78=78" Wide* *84=84" Wide* *90=90" Wide* *96=96" Wide*	*H=1/2" Glass* *W=3/8" Glass* *E=1/4" Glass* *T=12mm PET*	*For H glass option:* *(Temp)=Clear* *(GL13)=Frosted* *(GL25)=Bronze* *(GL35)=Grey* *For E glass option:* *(Temp)=Clear* *(GL13)=Frosted* *For W glass option:* *(Temp)=Clear* *(GL60)=Laminated Powder* *For T option:* *(PET12SL)=Slate* *(PET12PW)=Pewter* *(PET12SM)=Smoke* *(PET12OC)=Ochre* *(PET12CB)=Cobalt*	*(611T)=Beige Mist Metallic* *(120T)=Black Brown* *(118T)=Bright White* *(112T)=Brown* *(113T)=Dark Grey* *(114T)=Folkstone Grey* *(111T)=Jet Black* *(115T)=Medium Grey* *(612T)=Medium Metallic Grey* *(116T)=Sandstone* *(613)=Silver* *(117T)=Soft Grey*

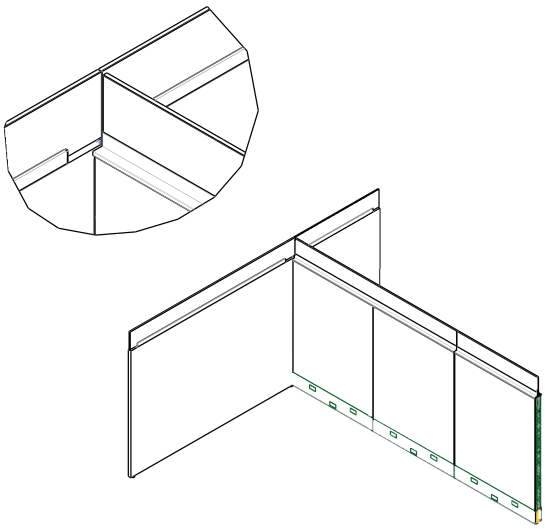

Universal Gallery Panels
Add Up Screens

Follow the steps below to complete an Add Up for Extension/Return Gallery Panel specification:

1. Application: Extension/Return (E).

2. Plus Dimension: In applications where a Return is required, choose the plus dimension: 1 3/18" or none (1 or N). "1" adds 1 3/16" to the overall width and preserves the on-module width inside the workstation.

3. Add Up Height: 7", 14" and 21"

4. Width: 16", 19", 20", 24", 30", 36", 42", 48", 54", 60", 66", 72", 78", 84", 90", 96".

Note: Widths above are the usable, on-module dimension inside the workstation, not overall dimension.

5. Material: 1/4", 3/8", 1/2" Glass or 12mm PET

6. Material:

- 1/2" glass options: clear, frosted, bronze or grey
- 3/8" Glass options: clear or laminated powder
- 1/4" Glass options: clear or frosted
- 12mm PET options: Slate, Pewter, Smoke, Ochre, Cobalt

7. Frame Finish: Choose a standard Knoll powdercoat finish.

Note: Add ups must be specified to match the base Gallery Panel application type.

Product Line	Category	Application (1)	Plus Dimensions (2)	Height (3)	Width 1 (4)	Material (5)	Finish (6)	Frame Finish (7)
DP	**GPAU**	**T**	**1**	**7**	**16**	**H**	**TEMP**	**113T**
DP= Dividend Panel	*GPAU= Gallery Panel Add Up*	*L= Covered*	*N=No added dimension* *1=Add 1 3/16" to the end*	*7=7" Height* *14=14" Height* *21=21" Height*	*16=16" Wide* *19=19" Wide* *20=20" Wide* *24=24" Wide* *30=30" Wide* *36=36" Wide* *42=42" Wide* *48=48" Wide* *54=54" Wide* *60=60" Wide* *66=66" Wide* *72=72" Wide* *78=78" Wide* *84=84" Wide* *90=90" Wide* *96=96" Wide*	*H=1/2" Glass* *W=3/8" Glass* *E=1/4" Glass* *T=12mm PET*	*For H glass option:* *(Temp)=Clear* *(GL13)=Frosted* *(GL25)=Bronze* *(GL35)=Grey* *For E glass option:* *(Temp)=Clear* *(GL13)=Frosted* *For W glass option:* *(Temp)=Clear* *(GL60)=Laminated Powder* *For T option:* *(PET12SL)=Slate* *(PET12PW)=Pewter* *(PET12SM)=Smoke* *(PET12OC)=Ochre* *(PET12CB)=Cobalt*	*(611T)=Beige Mist Metallic* *(120T)=Black Brown* *(118T)=Bright White* *(112T)=Brown* *(113T)=Dark Grey* *(114T)=Folkstone Grey* *(111T)=Jet Black* *(115T)=Medium Grey* *(612T)=Medium Metallic Grey* *(116T)=Sandstone* *(613)=Silver* *(117T)=Soft Grey*

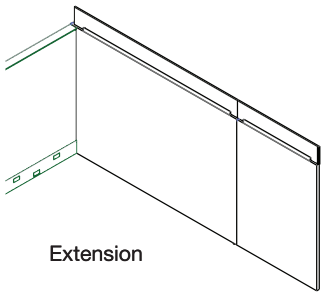

Extension

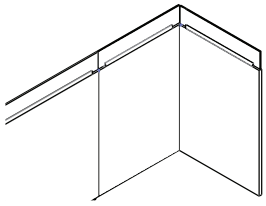

Return

Universal Gallery Panels
Add Up Screens

Follow the steps below to complete an Add Up for Intermediate Gallery Panel specification:

1. Application: Intermediate (i).

2. Add Up Height: 7", 14" and 21"

3. Width: 16", 19", 20", 24", 30", 36", 42", 48", 54", 60", 66", 72", 78", 84", 90", 96".

Note: Widths above are the usable, on-module dimension inside the workstation, not overall dimension.

4. Material: 1/4", 3/8", 1/2" Glass or 12mm PET

5. Material:

- 1/2" glass options: clear, frosted, bronze or grey
- 3/8" Glass options: clear or laminated powder
- 1/4" Glass options: clear or frosted
- 12mm PET options: Slate, Pewter, Smoke, Ochre, Cobalt

6. Frame Finish: Choose a standard Knoll powdercoat finish.

Note: Add ups must be specified to match the base Gallery Panel application type.

Product Line	Category	Application (1)	Height (3)	Width 1 (4)	Material (5)	Finish (6)	Frame Finish (7)
DP	GPAU	i	7	16	H	TEMP	113T
DP= Dividend Panel	*GPAU= Gallery Panel Add Up*	*i=intermediate*	*7=7" Height* *14=14" Height* *21=21" Height*	*16=16" Wide* *19=19" Wide* *20=20" Wide* *24=24" Wide* *30=30" Wide* *36=36" Wide* *42=42" Wide* *48=48" Wide* *54=54" Wide* *60=60" Wide* *66=66" Wide* *72=72" Wide* *78=78" Wide* *84=84" Wide* *90=90" Wide* *96=96" Wide*	*H=1/2" Glass* *W=3/8" Glass* *E=1/4" Glass* *T=12mm PET*	*For H glass option:* *(Temp)=Clear* *(GL13)=Frosted* *(GL25)=Bronze* *(GL35)=Grey* *For E glass option:* *(Temp)=Clear* *(GL13)=Frosted* *For W glass option:* *(Temp)=Clear* *(GL60)=Laminated Powder* *For T option:* *(PET12SL)=Slate* *(PET12PW)=Pewter* *(PET12SM)=Smoke* *(PET12OC)=Ochre* *(PET12CB)=Cobalt*	*(611T)=Beige Mist Metallic* *(120T)=Black Brown* *(118T)=Bright White* *(112T)=Brown* *(113T)=Dark Grey* *(114T)=Folkstone Grey* *(111T)=Jet Black* *(115T)=Medium Grey* *(612T)=Medium Metallic Grey* *(116T)=Sandstone* *(613)=Silver* *(117T)=Soft Grey*

Universal Gallery Panels
Gallery Panel Components

description	w	h	d	pattern no.	list	P1	P2	P3
Gallery Panel Freestanding Foot (Assembly - Single Foot) 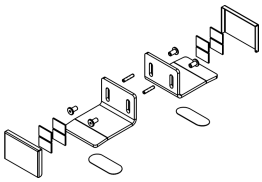	4″	3″	5″	**DPGPFF**		$319.	$329.	$333.
Gallery Panel Panel Brackets (Pair) 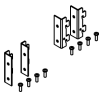	1″	3″		**DPGPPB(L/R)**	87.	0.	0.	0.
	Available in black only.							
Gallery Panel Carpet Grippers (10 per pack)	3/4″″	1/8″″	3/4″	**DPGPCG**	19.	0.	0.	0.
	Available in black only.							

Ordering Information	Order Code	Included with:	Options:
Concealed Post **1. Pattern Number** **2. Paint Finish Code** **Concealed Post Top Caps** **1. Pattern Number** **2. Paint Finish Code**	**Concealed Post** *Example:* **DP8PO42CPF** **DP8PO42** Pattern Number **CPF** **Concealed Post Top Caps** *Example:* **DP8PTCP5** **DP8PTCP** Pattern Number **5** Flat profile **613** Silver paint finish	**Concealed Post** • **Tile to floor filler** **Concealed Post Top Caps**	**Post Top Cap Option:** **(4) = Radius Profile** **(5) = Flat Profile**

Universal Gallery Panels
Add Up Screen
Components

description	type	pattern no.	Single	10 pack
Gallery Panel Add Up Screen, Glass/PET Allignment Clips	For 1/2″ Glass	**DP1AUACH**	$3.	$40.
	For 1/4″ Glass	**DP1AUACE**	3.	40.
	For 3/8″ Glass	**DP1AUACW**	3.	40.

Ordering Information	Order Code	Options:
Alignment Clips **1. Pattern Number** **2. Pack size**	**Concealed Post** *Example:* **DP1AUACES** **DP1AUACE** Pattern Number **S** Flat profile	**Alignment Clip** **S = Single Pack** **T = Ten Pack**

Concealed Post
Post Components
Post and Post Top Caps Assemblies

description	w	h	d	pattern no.	P1	P2	P3
Concealed Post	3″	28½″	3″	**DP8(C/V/U)POWHCPF**	$208.	$208.	$208.
	3″	36″	3″	**DP8(C/V/U)PO36CPF**	235.	235.	235.
	3″	42″	3″	**DP8(C/V/U)PO42CPF**	255.	255.	255.
	3″	50″	3″	**DP8(C/V/U)PO50CPF**	277.	277.	277.
	3″	57″	3″	**DP8(C/V/U)PO57CPF**	296.	296.	296.
	3″	64″	3″	**DP8(C/V/U)PO64CPF**	330.	330.	330.
Concealed Post Same Height Top Caps	3″	½″	3″	**DP8(C/V/U)PTCP( )**	15.	20.	21.
Concealed Post High Low Top Caps	3″	½″	3″	**DP8(C/V/U)PTCPH( )**	15.	20.	21.
Concealed Post Same Height Top Caps for Recessed Add Up Glass	3″	½″	3″	**DP8CPTCPG5**	15.	20.	21.
Concealed Post High Low Top Caps for Recessed Add Up Glass	3″	½″	3″	**DP8CPTCPHG5**	15.	20.	21.

Ordering Information

Concealed Post

1. **Pattern Number**
2. **Paint Finish Code**

Concealed Post Top Caps

1. **Pattern Number**
2. **Paint Finish Code**

Order Code

Concealed Post

Example:	**DP8PO42CPF**
DP8PO42CPF	Pattern Number
U	Panel Type
PO36CPF	Pattern number
613	Silver Paint finish

Concealed Post Top Caps

Example:	**DP8PTCP5613**
DP8PTCP	Pattern Number
5	Flat profile
613	Silver paint finish

Included with:

Concealed Post

- **Tile to floor filler**

Concealed Post Top Caps

Options:

Concealed Post Option:
C = Topway panel
V = Full view panel
U = Universal panel

Post Top Cap Option:
(4) = Radius Profile
(5) = Flat Profile

Concealed Post
Post Components
Panel Top Caps

description	w	h	d	pattern no.	P1	P2	P3
Concealed Post Panel Top Caps	33″	½″	3″	**DP5(C/V/U)PT30CP**	$114.	$124.	$127.
	39″	½″	3″	**DP5(C/V/U)PT36CP**	115.	125.	131.
	51″	½″	3″	**DP5(C/V/U)PT48CP**	118.	126.	132.
	63″	½″	3″	**DP5(C/V/U)PT60CP**	119.	127.	133.
	75″	½″	3″	**DP5(C/V/U)PT72CP**	123.	132.	136.
	87″	½″	3″	**DP5(C/V/U)PT84CP**	125.	136.	139.
	99″	½″	3″	**DP5(C/V/U)PT96CP**	126.	137.	141.
Concealed Post Shortened Panel Top Caps	32″	½″	3″	**DP5(C/V/U)PT29CP**	114.	124.	127.
	38″	½″	3″	**DP5(C/V/U)PT35CP**	115.	125.	131.
	50″	½″	3″	**DP5(C/V/U)PT47CP**	118.	126.	132.
	62″	½″	3″	**DP5(C/V/U)PT59CP**	119.	127.	133.
	74″	½″	3″	**DP5(C/V/U)PT71CP**	123.	132.	136.
	86″	½″	3″	**DP5(C/V/U)PT83CP**	125.	136.	139.
	98″	½″	3″	**DP5(C/V/U)PT95CP**	126.	137.	141.

Ordering Information	Order Code	Included with:	Options:
Concealed Post Panel Top Caps **1. Pattern Number** **2. Paint Finish Code**	**Concealed Post Panel Top Caps** *Example:* **DP5PT48CP** **DP5PT48** Pattern Number **CP** **117** Soft Grey paint finish	**Concealed Post Panel Top Caps** • **Panel Top Caps**	**Trim Option:** **(5) = Metal, Flat**

Concealed Post
Monolithic Panel Half Post Fabric Inserts
Worksurface Height, 28″ and 42″ High

description	w *	w	h	d	pattern no.	10	20	30	40
Worksurface Height Concealed Post Monolithic Panel Half Post Fabric Inserts	15″	16½″	27¼″	7/16″	**DP1SOWH15( )F**	$181.	$193.	$204.	$209.
	18″	19½″	27¼″	7/16″	**DP1SOWH18( )F**	204.	218.	225.	233.
	24″	25½″	27¼″	7/16″	**DP1SOWH24( )F**	221.	237.	250.	258.
	30″	31½″	27¼″	7/16″	**DP1SOWH30( )F**	241.	260.	272.	284.
	36″	37½″	27¼″	7/16″	**DP1SOWH36( )F**	261.	286.	297.	307.
	42″	43½″	27¼″	7/16″	**DP1SOWH42( )F**	284.	306.	319.	327.
	48″	49½″	27¼″	7/16″	**DP1SOWH48( )F**	305.	325.	342.	353.
	60″	61½″	27¼″	7/16″	**DP1SOWH60( )F**	319.	345.	365.	375.
28″ High Concealed Post Monolithic Panel Half Post Fabric Inserts (For 36″H Panel Frame)	15″	16½″	33 13/16″	7/16″	**DP1SO2815( )F**	182.	159.	167.	172.
	18″	19½″	33 13/16″	7/16″	**DP1SO2818( )F**	207.	196.	209.	215.
	24″	25½″	33 13/16″	7/16″	**DP1SO2824( )F**	233.	239.	253.	259.
	30″	31½″	33 13/16″	7/16″	**DP1SO2830( )F**	259.	279.	295.	305.
	36″	37½″	33 13/16″	7/16″	**DP1SO2836( )F**	286.	319.	335.	347.
	42″	43½″	33 13/16″	7/16″	**DP1SO2842( )F**	309.	365.	378.	390.
	48″	49½″	33 13/16″	7/16″	**DP1SO2848( )F**	335.	365.	380.	392.
	60″	61½″	33 13/16″	7/16″	**DP1SO2860( )F**	354.	384.	401.	414.
42″ High Concealed Post Monolithic Panel Half Post Fabric Inserts	15″	16½″	41 3/16″	7/16″	**DP1SO4215( )F**	186.	205.	212.	221.
	18″	19½″	41 3/16″	7/16″	**DP1SO4218( )F**	220.	236.	248.	258.
	24″	25½″	41 3/16″	7/16″	**DP1SO4224( )F**	250.	270.	284.	293.
	30″	31½″	41 3/16″	7/16″	**DP1SO4230( )F**	279.	305.	315.	325.
	36″	37½″	41 3/16″	7/16″	**DP1SO4236( )F**	309.	335.	350.	366.
	42″	43½″	41 3/16″	7/16″	**DP1SO4242( )F**	339.	370.	384.	399.
	48″	49½″	41 3/16″	7/16″	**DP1SO4248( )F**	372.	401.	417.	432.
	60″	61½″	41 3/16″	7/16″	**DP1SO4260( )F**	394.	428.	447.	467.

w* = nominal width
Dimensions listed under w h d are actual to the nearest 1/16

Ordering Information

Concealed Post Monolithic Panel Fabric Inserts

1. **Pattern Number**
2. **Fabric**

Order Code

Concealed Post Monolithic Panel Fabric Inserts

Example:	**DP1SO2818CEF**
DP1SO 2818	Pattern Number
CE	Center left, End Right
F	Tile to Floor
W1077	Element

Included with:

Concealed Post Monolithic Panel Fabric Inserts

- **Attachment Clips**

Options

Concealed Post Monolithic Panel Fabric Inserts

Configuration:
(CE) = Left Half Post: Tile ends in the center of the post on the left and at the right side of the panel frame.
(EC) = Right Half Post: Tile ends in the center of the post on the right and at the left side of the panel frame.

Concealed Post
Monolithic Panel Half Post Fabric Inserts
50″, 57″ and 64″ High

description	w *	w	h	d	pattern no.	10	20	30	40
50″ High Concealed Post Monolithic Panel Half Post Fabric Inserts	15″	16½″	48½″	7/16″	**DP1SO5015( )F**	$193.	$207.	$218.	$225.
	18″	19½″	48½″	7/16″	**DP1SO5018( )F**	230.	247.	258.	264.
	24″	25½″	48½″	7/16″	**DP1SO5024( )F**	262.	289.	302.	308.
	30″	31½″	48½″	7/16″	**DP1SO5030( )F**	303.	322.	338.	350.
	36″	37½″	48½″	7/16″	**DP1SO5036( )F**	336.	365.	380.	392.
	42″	43½″	48½″	7/16″	**DP1SO5042( )F**	372.	401.	420.	432.
	48″	49½″	48½″	7/16″	**DP1SO5048( )F**	406.	441.	462.	478.
	60″	61½″	48½″	7/16″	**DP1SO5060( )F**	439.	475.	490.	512.
57″ High Concealed Post Monolithic Panel Half Post Fabric Inserts	15″	16½″	55⅜″	7/16″	**DP1SO5715( )F**	201.	215.	224.	232.
	18″	19½″	55⅜″	7/16″	**DP1SO5718( )F**	239.	259.	268.	279.
	24″	25½″	55⅜″	7/16″	**DP1SO5724( )F**	284.	305.	315.	325.
	30″	31½″	55⅜″	7/16″	**DP1SO5730( )F**	320.	347.	365.	376.
	36″	37½″	55⅜″	7/16″	**DP1SO5736( )F**	365.	390.	406.	423.
	42″	43½″	55⅜″	7/16″	**DP1SO5742( )F**	404.	432.	452.	474.
	48″	49½″	55⅜″	7/16″	**DP1SO5748( )F**	444.	479.	499.	517.
	60″	61½″	55⅜″	7/16″	**DP1SO5760( )F**	479.	516.	538.	555.
64″ High Concealed Post Monolithic Panel Half Post Fabric Inserts	15″	16½″	63 1/16″	7/16″	**DP1SO6415( )F**	204.	218.	227.	233.
	18″	19½″	63 1/16″	7/16″	**DP1SO6418( )F**	248.	264.	279.	291.
	24″	25½″	63 1/16″	7/16″	**DP1SO6424( )F**	297.	316.	329.	342.
	30″	31½″	63 1/16″	7/16″	**DP1SO6430( )F**	339.	369.	384.	399.
	36″	37½″	63 1/16″	7/16″	**DP1SO6436( )F**	387.	416.	439.	451.
	42″	43½″	63 1/16″	7/16″	**DP1SO6442( )F**	432.	469.	487.	506.
	48″	49½″	63 1/16″	7/16″	**DP1SO6448( )F**	480.	517.	542.	561.
	60″	61½″	63 1/16″	7/16″	**DP1SO6460( )F**	520.	560.	588.	611.

w* = nominal width
Dimensions listed under w h d are actual to the nearest 1/16

Ordering Information

Concealed Post Monolithic Panel Fabric Inserts

1. **Pattern Number**
2. **Fabric**

Order Code

Concealed Post Monolithic Panel Fabric Inserts

Example:	**DP1SO5718CEF**
DP1SO 5718	Pattern Number
CE	Center left, End Right
F	Tile to Floor
W1077	Element

Included with:

Concealed Post Monolithic Panel Fabric Inserts

- **Attachment Clips**

Options

Concealed Post Monolithic Panel Fabric Inserts

Configuration:
(CE) = Left Half Post: Tile ends in the center of the post on the left and at the right side of the panel frame.
(EC) = Right Half Post: Tile ends in the center of the post on the right and at the left side of the panel frame.

Concealed Post

Monolithic Panel Half Post Laminate and Veneer Inserts
Worksurface Height, 28″ and 42″ High

description	w *	w	h	d	pattern no.	Laminate	V1	V2	V3
Worksurface Height Concealed Post Monolithic Panel Half Post Laminate and Veneer Inserts	15″	16 1/2″	27 1/4″	7/16″	**DP3(L/V)1WH15( )F**	$306.	$813.	$935.	$1,029.
	18″	19 1/2″	27 1/4″	7/16″	**DP3(L/V)1WH18( )F**	349.	829.	954.	1,049.
	24″	25 1/2″	27 1/4″	7/16″	**DP3(L/V)1WH24( )F**	406.	860.	989.	1,088.
	30″	31 1/2″	27 1/4″	7/16″	**DP3(L/V)1WH30( )F**	441.	907.	1,043.	1,147.
	36″	37 1/2″	27 1/4″	7/16″	**DP3(L/V)1WH36( )F**	526.	951.	1,095.	1,204.
	42″	43 1/2″	27 1/4″	7/16″	**DP3(L/V)1WH42( )F**	535.	1,003.	1,154.	1,269.
	48″	49 1/2″	27 1/4″	7/16″	**DP3(L/V)1WH48( )F**	705.	1,052.	1,208.	1,329.
28″ High Concealed Post Monolithic Panel Half Post Laminate and Veneer Inserts (For 36″H Panel Frame)	15″	16 1/2″	33 13/16″	7/16″	**DP3(L/V)12815( )F**	306.	887.	1,021.	1,124.
	18″	19 1/2″	33 13/16″	7/16″	**DP3(L/V)12818( )F**	349.	913.	1,054.	1,159.
	24″	25 1/2″	33 13/16″	7/16″	**DP3(L/V)12824( )F**	406.	952.	1,099.	1,209.
	30″	31 1/2″	33 13/16″	7/16″	**DP3(L/V)12830( )F**	441.	1,021.	1,174.	1,293.
	36″	37 1/2″	33 13/16″	7/16″	**DP3(L/V)12836( )F**	526.	1,206.	1,384.	1,522.
	42″	43 1/2″	33 13/16″	7/16″	**DP3(L/V)12842( )F**	535.	1,420.	1,638.	1,801.
	48″	49 1/2″	33 13/16″	7/16″	**DP3(L/V)12848( )F**	705.	1,680.	1,933.	2,127.
42″ High Concealed Post Monolithic Panel Half Post Laminate and Veneer Inserts	15″	16 1/2″	41 3/16″	7/16″	**DP3(L/V)14215( )F**	406.	931.	1,069.	1,176.
	18″	19 1/2″	41 3/16″	7/16″	**DP3(L/V)14218( )F**	452.	958.	1,102.	1,212.
	24″	25 1/2″	41 3/16″	7/16″	**DP3(L/V)14224( )F**	526.	1,003.	1,151.	1,265.
	30″	31 1/2″	41 3/16″	7/16″	**DP3(L/V)14230( )F**	710.	1,088.	1,252.	1,378.
	36″	37 1/2″	41 3/16″	7/16″	**DP3(L/V)14236( )F**	748.	1,284.	1,478.	1,626.
	42″	43 1/2″	41 3/16″	7/16″	**DP3(L/V)14242( )F**	755.	1,517.	1,747.	1,921.
	48″	49 1/2″	41 3/16″	7/16″	**DP3(L/V)14248( )F**	829.	1,789.	2,060.	2,266.

w* = nominal width
Dimensions listed under w h d are actual to the nearest 1/16″

Ordering Information	Order Code	Included with:	Options
Concealed Post Monolithic Panel Inserts **1. Pattern Number** **2. Laminate or Veneer Finish** **3. Edgeband Finish**	**Concealed Post Monolithic Panel Inserts** *Example:* **DP3(L/V)14236CEF** **DP3(L/V)14236** Pattern Number **CE** Center left, End Right **F** Tile to Floor **118** Bright White Laminate **118** Bright White Edgeband	**Concealed Post Monolithic Panel Inserts** • **Attachment Clips**	**Concealed Post Monolithic Panel Inserts** **Configuration:** **(CE) = Left Half Post: Tile ends in the center of the post on the left and at the right side of the panel frame.** **(EC) = Right Half Post: Tile ends in the center of the post on the right and at the left side of the panel frame.**

Concealed Post

Monolithic Panel Half Post Laminate and Veneer Inserts 50″ and 57″ High

description	w *	w	h	d	pattern no.	Laminate	V1	V2	V3
50″ High Concealed Post Monolithic Panel Half Post Laminate and Veneer Inserts	15″	16½″	48½″	7/16″	**DP3(L/V)15015( )F**	$442.	$1,004.	$1,152.	$1,267.
	18″	19½″	48½″	7/16″	**DP3(L/V)15018( )F**	528.	1,035.	1,193.	1,312.
	24″	25½″	48½″	7/16″	**DP3(L/V)15024( )F**	663.	1,100.	1,240.	1,365.
	30″	31½″	48½″	7/16″	**DP3(L/V)15030( )F**	719.	1,132.	1,301.	1,431.
	36″	37½″	48½″	7/16″	**DP3(L/V)15036( )F**	880.	1,334.	1,533.	1,686.
	42″	43½″	48½″	7/16″	**DP3(L/V)15042( )F**	889.	1,572.	1,810.	1,991.
	48″	49½″	48½″	7/16″	**DP3(L/V)15048( )F**	1,145.	1,853.	2,132.	2,345.
57″ High Concealed Post Monolithic Panel Half Post Laminate and Veneer Inserts	15″	16½″	55⅜″	7/16″	**DP3(L/V)15715( )F**	450.	1,040.	1,308.	1,439.
	18″	19½″	55⅜″	7/16″	**DP3(L/V)15718( )F**	537.	1,072.	1,347.	1,482.
	24″	25½″	55⅜″	7/16″	**DP3(L/V)15724( )F**	673.	1,159.	1,456.	1,602.
	30″	31½″	55⅜″	7/16″	**DP3(L/V)15730( )F**	729.	1,255.	1,576.	1,733.
	36″	37½″	55⅜″	7/16″	**DP3(L/V)15736( )F**	890.	1,498.	1,874.	2,061.
	42″	43½″	55⅜″	7/16″	**DP3(L/V)15742( )F**	895.	1,763.	2,209.	2,430.
	48″	49½″	55⅜″	7/16″	**DP3(L/V)15748( )F**	1,154.	2,082.	2,608.	2,869.

w* = nominal width
Dimensions listed under w h d are actual to the nearest 1/16″

Ordering Information	Order Code	Included with:	Options
Concealed Post Monolithic Panel Inserts **1. Pattern Number** **2. Laminate or Veneer Finish** **3. Edgeband Finish**	**Concealed Post Monolithic Panel Inserts** *Example:* **DP3(L/V)15736CEF** **DP3(L/V)15736** Pattern Number **CE** Center left, End Right **F** Tile to Floor **118** Bright White Laminate **118** Bright White Edgeband	**Concealed Post Monolithic Panel Inserts** • **Attachment Clips**	**Concealed Post Monolithic Panel Inserts** **Configuration:** **(CE) = Left Half Post: Tile ends in the center of the post on the left and at the right side of the panel frame.** **(EC) = Right Half Post: Tile ends in the center of the post on the right and at the left side of the panel frame.**

Concealed Post
Monolithic Panel Centered Fabric Inserts
Worksurface Height, 28″ and 42″ High

description	w *	w	d	h	pattern no.	10	20	30	40
Worksurface Height Concealed Post Monolithic Panel Centered Fabric Insert	15″	18″	7/16″	27 1/4″	**DP1SOWH15CCF**	$253.	$272.	$289.	$297.
	18″	21″	7/16″	27 1/4″	**DP1SOWH18CCF**	259.	284.	297.	306.
	24″	27″	7/16″	27 1/4″	**DP1SOWH24CCF**	268.	291.	305.	312.
	30″	33″	7/16″	27 1/4″	**DP1SOWH30CCF**	274.	302.	310.	322.
	36″	39″	7/16″	27 1/4″	**DP1SOWH36CCF**	286.	308.	320.	333.
	42″	45″	7/16″	27 1/4″	**DP1SOWH42CCF**	295.	315.	327.	342.
	48″	51″	7/16″	27 1/4″	**DP1SOWH48CCF**	303.	323.	338.	352.
	60″	63″	7/16″	27 1/4″	**DP1SOWH60CCF**	316.	342.	358.	372.
28″ High Concealed Post Monolithic Panel Centered Fabric Insert (For 36″H Panel Frame)	15″	18″	7/16″	33 13/16″	**DP1SO2815CCF**	270.	297.	308.	316.
	18″	21″	7/16″	33 13/16″	**DP1SO2818CCF**	284.	307.	319.	327.
	24″	27″	7/16″	33 13/16″	**DP1SO2824CCF**	293.	315.	329.	342.
	30″	33″	7/16″	33 13/16″	**DP1SO2830CCF**	305.	325.	342.	353.
	36″	39″	7/16″	33 13/16″	**DP1SO2836CCF**	312.	338.	353.	367.
	42″	45″	7/16″	33 13/16″	**DP1SO2842CCF**	322.	349.	367.	380.
	48″	51″	7/16″	33 13/16″	**DP1SO2848CCF**	335.	358.	378.	390.
	60″	63″	7/16″	33 13/16″	**DP1SO2860CCF**	353.	382.	400.	414.
42″ High Concealed Post Monolithic Panel Centered Fabric Insert	15″	18″	7/16″	41 3/16″	**DP1SO4215CCF**	297.	316.	329.	342.
	18″	21″	7/16″	41 3/16″	**DP1SO4218CCF**	308.	329.	347.	355.
	24″	27″	7/16″	41 3/16″	**DP1SO4224CCF**	319.	347.	358.	375.
	30″	33″	7/16″	41 3/16″	**DP1SO4230CCF**	333.	358.	376.	389.
	36″	39″	7/16″	41 3/16″	**DP1SO4236CCF**	347.	375.	390.	404.
	42″	45″	7/16″	41 3/16″	**DP1SO4242CCF**	355.	389.	404.	417.
	48″	51″	7/16″	41 3/16″	**DP1SO4248CCF**	372.	401.	417.	432.
	60″	63″	7/16″	41 3/16″	**DP1SO4260CCF**	394.	428.	447.	467.

w* = nominal width
Dimensions listed under w h d are actual to the nearest 1/16″

Ordering Information	Order Code	Included with:	Options
Concealed Post Monolithic Panel Fabric Inserts **1. Pattern Number** **2. Fabric**	**Concealed Post Monolithic Panel Fabric Inserts** *Example:* **DP1SO2818CCF** **DP1SO 2818** Pattern Number **CC** Center Left, Center Right **F** Tile to Floor **W1077** Element	**Concealed Post Monolithic Panel Fabric Inserts** • **Attachment Clips**	**Concealed Post Monolithic Panel Fabric Inserts**

Concealed Post
Monolithic Panel Centered Fabric Inserts
50″, 57″ and 64″ High

description	w *	w	h	d	pattern no.	10	20	30	40
50″ High Concealed Post Monolithic Panel Centered Fabric Insert	15″	18″	48 1/2″	7/16″	**DP1SO5015CCF**	$319.	$345.	$355.	$372.
	18″	21″	48 1/2″	7/16″	**DP1SO5018CCF**	335.	358.	376.	389.
	24″	27″	48 1/2″	7/16″	**DP1SO5024CCF**	349.	378.	392.	406.
	30″	33″	48 1/2″	7/16″	**DP1SO5030CCF**	366.	392.	408.	424.
	36″	39″	48 1/2″	7/16″	**DP1SO5036CCF**	380.	406.	426.	442.
	42″	45″	48 1/2″	7/16″	**DP1SO5042CCF**	392.	424.	444.	462.
	48″	45″	48 1/2″	7/16″	**DP1SO5048CCF**	406.	441.	462.	479.
	60″	63″	48 1/2″	7/16″	**DP1SO5060CCF**	439.	475.	493.	514.
57″ High Concealed Post Monolithic Panel Centered Fabric Insert	15″	18″	55 3/8″	7/16″	**DP1SO5715CCF**	338.	370.	384.	399.
	18″	21″	55 3/8″	7/16″	**DP1SO5718CCF**	354.	389.	404.	417.
	24″	27″	55 3/8″	7/16″	**DP1SO5724CCF**	376.	405.	424.	439.
	30″	33″	55 3/8″	7/16″	**DP1SO5730CCF**	392.	424.	444.	456.
	36″	39″	55 3/8″	7/16″	**DP1SO5736CCF**	408.	444.	464.	480.
	42″	45″	55 3/8″	7/16″	**DP1SO5742CCF**	428.	462.	484.	497.
	48″	51″	55 3/8″	7/16″	**DP1SO5748CCF**	445.	480.	500.	520.
	60″	63″	55 3/8″	7/16″	**DP1SO5760CCF**	480.	517.	539.	560.
64″ High Concealed Post Monolithic Panel Centered Fabric Insert	15″	18″	63 1/16″	7/16″	**DP1SO6415CCF**	369.	393.	409.	426.
	18″	21″	63 1/16″	7/16″	**DP1SO6418CCF**	387.	414.	432.	448.
	24″	27″	63 1/16″	7/16″	**DP1SO6424CCF**	405.	436.	452.	475.
	30″	33″	63 1/16″	7/16″	**DP1SO6430CCF**	424.	455.	479.	493.
	36″	39″	63 1/16″	7/16″	**DP1SO6436CCF**	444.	479.	499.	517.
	42″	45″	63 1/16″	7/16″	**DP1SO6442CCF**	464.	497.	521.	539.
	48″	51″	63 1/16″	7/16″	**DP1SO6448CCF**	482.	520.	543.	563.
	60″	63″	63 1/16″	7/16″	**DP1SO6460CCF**	520.	561.	591.	612.

w* = nominal width
Dimensions listed under w h d are actual to the nearest 1/16″

Ordering Information	Order Code	Included with:	Options
Concealed Post Monolithic Panel Fabric Inserts **1. Pattern Number** **2. Fabric**	**Concealed Post Monolithic Panel Fabric Inserts** *Example:* **DP1SO5718CCF** **DP1SO 5718** Pattern Number **CC** Center Left, Center Right **F** Tile to Floor **W1077** Element	**Concealed Post Monolithic Panel Fabric Inserts** • **Attachment Clips**	**Concealed Post Monolithic Panel Fabric Inserts**

Concealed Post
Monolithic Panel Centered Laminate Inserts
Worksurface Height, 28″ and 42″ High

description	w *	w	h	d	pattern no.	Laminate	V1	V2	V3
Worksurface Height Concealed Post Monolithic Panel Centered Insert	15″	18″	27 1/4″	7/16″	**DP3(L/V)1WH15CCF**	$306.	$813.	$935.	$1,029.
	18″	21″	27 1/4″	7/16″	**DP3(L/V)1WH18CCF**	349.	829.	954.	1,049.
	24″	27″	27 1/4″	7/16″	**DP3(L/V)1WH24CCF**	406.	860.	989.	1,088.
	30″	33″	27 1/4″	7/16″	**DP3(L/V)1WH30CCF**	441.	907.	1,043.	1,147.
	36″	39″	27 1/4″	7/16″	**DP3(L/V)1WH36CCF**	526.	951.	1,095.	1,204.
	42″	45″	27 1/4″	7/16″	**DP3(L/V)1WH42CCF**	535.	1,003.	1,154.	1,269.
	48″	51″	27 1/4″	7/16″	**DP3(L/V)1WH48CCF**	705.	1,052.	1,208.	1,329.
28″ H Concealed Post Monolithic Panel Centered Insert (For 36″H Panel Frame)	15″	18″	33 13/16″	7/16″	**DP3(L/V)12815CCF**	306.	887.	1,021.	1,124.
	18″	21″	33 13/16″	7/16″	**DP3(L/V)12818CCF**	349.	913.	1,054.	1,159.
	24″	27″	33 13/16″	7/16″	**DP3(L/V)12824CCF**	406.	952.	1,099.	1,209.
	30″	33″	33 13/16″	7/16″	**DP3(L/V)12830CCF**	441.	1,021.	1,174.	1,293.
	36″	39″	33 13/16″	7/16″	**DP3(L/V)12836CCF**	526.	1,206.	1,384.	1,522.
	42″	45″	33 13/16″	7/16″	**DP3(L/V)12842CCF**	535.	1,420.	1,638.	1,801.
	48″	51″	33 13/16″	7/16″	**DP3(L/V)12848CCF**	705.	1,680.	1,933.	2,127.
42″ H Concealed Post Monolithic Panel Centered Insert (For 42″H Panel Frame)	15″	18″	41 3/16″	7/16″	**DP3(L/V)14215CCF**	406.	931.	1,069.	1,176.
	18″	21″	41 3/16″	7/16″	**DP3(L/V)14218CCF**	452.	958.	1,102.	1,212.
	24″	27″	41 3/16″	7/16″	**DP3(L/V)14224CCF**	526.	1,003.	1,151.	1,265.
	30″	33″	41 3/16″	7/16″	**DP3(L/V)14230CCF**	710.	1,088.	1,252.	1,378.
	36″	39″	41 3/16″	7/16″	**DP3(L/V)14236CCF**	748.	1,284.	1,478.	1,626.
	42″	45″	41 3/16″	7/16″	**DP3(L/V)14242CCF**	755.	1,517.	1,747.	1,921.
	48″	51″	41 3/16″	7/16″	**DP3(L/V)14248CCF**	829.	1,789.	2,060.	2,266.

w* = nominal width
Dimensions listed under w h d are actual to the nearest 1/16″

Ordering Information

Concealed Post Monolithic Panel Inserts

1. **Pattern Number**
2. **Laminate or Veneer Finish**
3. **Edgeband Finish**

Order Code

Concealed Post Monolithic Panel Inserts

Example:	**DP3(L/V)14236CCF**
DP3L1 4236	Pattern Number
CC	Center Left, Center Right
F	Tile to Floor
118	Bright White Laminate
118	Bright White Edgeband

Included with:

Concealed Post Monolithic Panel Inserts

- **Attachment Clips**

Options

Concealed Post
Monolithic Panel Centered Laminate Inserts
50″ and 57″ High

description	w *	w	h	d	pattern no.	Laminate	V1	V2	V3
50″ H Concealed Post Monolithic Panel Centered Insert (For 50″H Panel Frame)	15″	18″	48 1/2″	7/16″	**DP3(L/V)15015CCF**	$442.	$1,004.	$1,152.	$1,267.
	18″	21″	48 1/2″	7/16″	**DP3(L/V)15018CCF**	528.	1,035.	1,193.	1,312.
	24″	27″	48 1/2″	7/16″	**DP3(L/V)15024CCF**	663.	1,100.	1,240.	1,365.
	30″	33″	48 1/2″	7/16″	**DP3(L/V)15030CCF**	719.	1,132.	1,301.	1,431.
	36″	39″	48 1/2″	7/16″	**DP3(L/V)15036CCF**	880.	1,334.	1,533.	1,686.
	42″	45″	48 1/2″	7/16″	**DP3(L/V)15042CCF**	889.	1,572.	1,810.	1,991.
	48″	51″	48 1/2″	7/16″	**DP3(L/V)15048CCF**	1,145.	1,853.	2,132.	2,345.
57″ H Concealed Post Monolithic Panel Centered Insert (For 57″H Panel Frame)	15″	18″	55 3/8″	7/16″	**DP3(L/V)15715CCF**	450.	1,040.	1,308.	1,439.
	18″	21″	55 3/8″	7/16″	**DP3(L/V)15718CCF**	537.	1,072.	1,347.	1,482.
	24″	27″	55 3/8″	7/16″	**DP3(L/V)15724CCF**	673.	1,159.	1,456.	1,602.
	30″	33″	55 3/8″	7/16″	**DP3(L/V)15730CCF**	729.	1,255.	1,576.	1,733.
	36″	39″	55 3/8″	7/16″	**DP3(L/V)15736CCF**	890.	1,498.	1,874.	2,061.
	42″	45″	55 3/8″	7/16″	**DP3(L/V)15742CCF**	895.	1,763.	2,209.	2,430.
	48″	51″	55 3/8″	7/16″	**DP3(L/V)15748CCF**	1,154.	2,082.	2,608.	2,869.

w* = nominal width
Dimensions listed under w h d are actual to the nearest 1/16″

Ordering Information	Order Code		Included with:	Options
Concealed Post Monolithic Panel Inserts **1. Pattern Number** **2. Laminate or Veneer Finish** **3. Edgeband Finish**	**Concealed Post Monolithic Panel Inserts**		**Concealed Post Monolithic Panel Inserts** • **Attachment Clips**	
	Example:	**DP3(L/V)15736CCF**		
	DP3L1 5736	Pattern Number		
	CC	Center Left, Center Right		
	F	Tile to Floor		
	118	Bright White Laminate		
	118	Bright White Edgeband		

Concealed Post

Monolithic Panel Double with Post Fabric Inserts
Worksurface Height, 28″ and 42″ High

description	w *	w	h	d	pattern no.	10	20	30	40
Worksurface Height Concealed Post Monolithic Panel Double with Post Fabric Insert	30″	33″	27 1/4″	7/16″	**DP1SOWH30EPEF**	$253.	$272.	$289.	$295.
	36″	39″	27 1/4″	7/16″	**DP1SOWH36EPEF**	279.	305.	315.	323.
	48″	51″	27 1/4″	7/16″	**DP1SOWH48EPEF**	307.	329.	347.	355.
	60″	63″	27 1/4″	7/16″	**DP1SOWH60EPEF**	335.	365.	378.	390.
28″ High Concealed Post Monolithic Panel Double with Post Fabric Insert (For 36″h panel frame)	30″	33″	33 13/16″	7/16″	**DP1SO2830EPEF**	196.	212.	224.	230.
	36″	39″	33 13/16″	7/16″	**DP1SO2836EPEF**	268.	291.	305.	310.
	48″	51″	33 13/16″	7/16″	**DP1SO2848EPEF**	336.	366.	381.	393.
	60″	63″	33 13/16″	7/16″	**DP1SO2860EPEF**	406.	441.	462.	478.
42″ High Concealed Post Monolithic Panel Double with Post Fabric Insert	30″	33″	41 3/16″	7/16″	**DP1SO4230EPEF**	247.	264.	274.	289.
	36″	39″	41 3/16″	7/16″	**DP1SO4236EPEF**	310.	336.	350.	366.
	48″	51″	41 3/16″	7/16″	**DP1SO4248EPEF**	378.	406.	424.	441.
	60″	63″	41 3/16″	7/16″	**DP1SO4260EPEF**	444.	479.	497.	517.

w* = nominal width
Dimensions listed under w h d are actual to the nearest 1/16″

Ordering Information	Order Code	Included with:	Options
Concealed Post Monolithic Panel Fabric Inserts **1. Pattern Number** **2. Fabric**	**Concealed Post Monolithic Panel Fabric Inserts** *Example:* **DP1SO2836EPEF** **DP1SO 2836** Pattern Number **EPE** End, Post, End **F** Tile to Floor **W1077** Element	**Concealed Post Monolithic Panel Fabric Inserts** • **Attachment Clips**	**Concealed Post Monolithic Panel Fabric Inserts**

Concealed Post

Monolithic Panel Double with Post Fabric Inserts
50″, 57″ and 64″ High

description	w *	w	h	d	pattern no.	10	20	30	40
50″ High Concealed Post Monolithic Panel Double with Post Fabric Insert	30″	33″	48 /12″	7/16″	**DP1SO5030EPEF**	$293.	$310.	$325.	$339.
	36″	39″	48 1/2″	7/16″	**DP1SO5036EPEF**	352.	380.	399.	413.
	48″	51″	48 1/2″	7/16″	**DP1SO5048EPEF**	413.	445.	468.	484.
	60″	63″	48 1/2″	7/16″	**DP1SO5060EPEF**	477.	514.	537.	553.
57″ High Concealed Post Monolithic Panel Double with Post Fabric Insert	30″	33″	55 3/8″	7/16″	**DP1SO5730EPEF**	336.	366.	381.	393.
	36″	39″	55 3/8″	7/16″	**DP1SO5736EPEF**	393.	424.	445.	462.
	48″	51″	55 3/8″	7/16″	**DP1SO5748EPEF**	448.	485.	509.	526.
	60″	51″	55 3/8″	7/16″	**DP1SO5760EPEF**	506.	544.	577.	595.
64″ High Concealed Post Monolithic Panel Double with Post Fabric Insert	30″	33″	63 1/16″	7/16″	**DP1SO6430EPEF**	428.	464.	484.	499.
	36″	39″	63 1/16″	7/16″	**DP1SO6436EPEF**	455.	493.	517.	536.
	48″	51″	63 1/16″	7/16″	**DP1SO6448EPEF**	485.	526.	549.	567.

w* = nominal width
Dimensions listed under w h d are actual to the nearest 1/16″

Ordering Information

Concealed Post Monolithic Panel Fabric Inserts

1. **Pattern Number**
2. **Fabric**

Order Code

Concealed Post Monolithic Panel Fabric Inserts

Example:	**DP1SO5736EPEF**
DP1SO 5736	Pattern Number
EPE	End, Post, End
F	Tile to Floor
W1077	Element

Included with:

Concealed Post Monolithic Panel Fabric Inserts

- **Attachment Clips**

Options

Concealed Post Monolithic Panel Fabric Inserts

Concealed Post

Monolithic Panel Double with Post Laminate and Veneer Inserts
Worksurface Height, 28″ and 42″ High

description	w *	w	h	d	pattern no.	Laminate	V1	V2	V3
Worksurface Ht. Concealed Post Monolithic Panel Double with Post Insert	30″	33″	27 1/4″	7/16″	**DP3(L/V)1WH30EPEF**	$441.	$956.	$1,099.	$1,209.
	36″	39″	27 1/4″	7/16″	**DP3(L/V)1WH36EPEF**	526.	1,021.	1,174.	1,293.
	48″	51″	27 1/4″	7/16″	**DP3(L/V)1WH48EPEF**	539.	1,088.	1,251.	1,377.
	60″	63″	27 1/4″	7/16″	**DP3(L/V)1WH60EPEF**	709.	1,157.	1,331.	1,464.
	72″	75″	27 1/4″	7/16″	**DP3(L/V)1WH72EPEF**	724.	1,261.	1,450.	1,595.
	84″	87″	27 1/4″	7/16″	**DP3(L/V)1WH84EPEF**	739.	1,374.	1,581.	1,739.
28″ H Concealed Post Monolithic Panel Double with Post Insert (For 36″h panel frame)	30″	33″	33 13/16″	7/16″	**DP3(L/V)12830EPEF**	656.	1,021.	1,174.	1,293.
	36″	39″	33 13/16″	7/16″	**DP3(L/V)12836EPEF**	665.	1,206.	1,384.	1,522.
	48″	51″	33 13/16″	7/16″	**DP3(L/V)12848EPEF**	705.	1,420.	1,638.	1,801.
	60″	63″	33 13/16″	7/16″	**DP3(L/V)12860EPEF**	1,141.	1,680.	1,933.	2,127.
	72″	75″	33 13/16″	7/16″	**DP3(L/V)12872EPEF**	1,156.	1,831.	2,107.	2,319.
	84″	87″	33 13/16″	7/16″	**DP3(L/V)12884EPEF**	1,172.	1,996.	2,297.	2,527.
42″ H Concealed Post Monolithic Panel Double with Post Insert	30″	33″	41 3/16″	7/16″	**DP3(L/V)14230EPEF**	710.	1,088.	1,252.	1,378.
	36″	39″	41 3/16″	7/16″	**DP3(L/V)14236EPEF**	748.	1,284.	1,478.	1,626.
	48″	51″	41 3/16″	7/16″	**DP3(L/V)14248EPEF**	778.	1,517.	1,747.	1,921.
	60″	63″	41 3/16″	7/16″	**DP3(L/V)14260EPEF**	1,152.	1,789.	2,060.	2,266.
	72″	75″	41 3/16″	7/16″	**DP3(L/V)14272EPEF**	1,166.	1,950.	2,245.	2,470.
	84″	87″	41 3/16″	7/16″	**DP3(L/V)14284EPEF**	1,182.	2,125.	2,447.	2,692.

w* = nominal width
Dimensions listed under w h d are actual to the nearest 1/16″

Ordering Information

Concealed Post Monolithic Panel Inserts

1. **Pattern Number**
2. **Laminate or Veneer Finish**
3. **Edgeband Finish**

Order Code

Concealed Post Monolithic Panel Inserts

Example:	**DP3(L/V)14236EPEF**
DP3L1 4236	Pattern Number
EPE	End, Post, End
F	Tile to Floor
118	Bright White Laminate
118	Bright White Edgeband

Included with:

Concealed Post Monolithic Panel Inserts

- **Attachment Clips**

Options

Concealed Post Monolithic Panel Inserts

Concealed Post

Monolithic Panel Double with Post Laminate and Veneer Inserts 50″ and 57″ High

description	w *	w	h	d	pattern no.	Laminate	V1	V2	V3
50″ H Concealed Post Monolithic Panel Double with Post Insert	30″	33″	48 1/2″	7/16″	**DP3(L/V)15030EPEF**	$719.	$1,132.	$1,301.	$1,431.
	36″	39″	48 1/2″	7/16″	**DP3(L/V)15036EPEF**	880.	1,334.	1,533.	1,686.
	48″	51″	48 1/2″	7/16″	**DP3(L/V)15048EPEF**	1,145.	1,572.	1,810.	1,991.
	60″	63″	48 1/2″	7/16″	**DP3(L/V)15060EPEF**	1,162.	1,853.	2,132.	2,345.
	72″	75″	48 1/2″	7/16″	**DP3(L/V)15072EPEF**	1,177.	2,020.	2,325.	2,556.
	84″	87″	48 1/2″	7/16″	**DP3(L/V)15084EPEF**	1,192.	2,202.	2,534.	2,787.
57″ H Concealed Post Monolithic Panel Double with Post Insert	30″	33″	55 3/8″	7/16″	**DP3(L/V)15730EPEF**	729.	1,498.	1,874.	2,061.
	36″	39″	55 3/8″	7/16″	**DP3(L/V)15736EPEF**	890.	1,763.	2,209.	2,430.
	48″	51″	55 3/8″	7/16″	**DP3(L/V)15748EPEF**	1,154.	2,082.	2,608.	2,869.
	60″	63″	55 3/8″	7/16″	**DP3(L/V)15760EPEF**	1,170.	2,269.	2,842.	3,126.
	72″	75″	55 3/8″	7/16″	**DP3(L/V)15772EPEF**	1,183.	2,473.	3,098.	3,407.
	84″	87″	55 3/8″	7/16″	**DP3(L/V)15784EPEF**	1,198.	2,696.	3,376.	3,714.

w* = nominal width
Dimensions listed under w h d are actual to the nearest 1/16″

Ordering Information

Concealed Post Monolithic Panel Inserts

1. **Pattern Number**
2. **Laminate or Veneer Finish**
3. **Edgeband Finish**

Order Code

Concealed Post Monolithic Panel Inserts

Example:	**DP3(L/V)15736EPEF**
DP3L1 5736	Pattern Number
EPE	End, Post, End
F	Tile to Floor
118	Bright White Laminate
118	Bright White Edgeband

Included with:

Concealed Post Monolithic Panel Inserts

- **Attachment Clips**

Options

Concealed Post Monolithic Panel Inserts

Concealed Post
Standard Frameless Add Up
1/2″ Clear, Powder, Bronze and Grey Glass

description	w	d	h	pattern no.	list	Clear (TEMP)	Frosted (GL13) Bronze (GL25) Grey (GL35)
Frameless Add Up, 7″ High (For use with concealed post only)	51″	½″	7″	**DP1AU0751( )G**		$715.	$803.
	57″	½″	7″	**DP1AU0757( )G**		775.	870.
	63″	½″	7″	**DP1AU0763( )G**		832.	942.
	69″	½″	7″	**DP1AU0769( )G**		896.	1,011.
	75″	½″	7″	**DP1AU0775( )G**		956.	1,085.
	81″	½″	7″	**DP1AU0781( )G**		1,033.	1,178.
	87″	½″	7″	**DP1AU0787( )G**		1,119.	1,270.
	93″	½″	7″	**DP1AU0793( )G**		1,208.	1,376.
	99″	½″	7″	**DP1AU0799( )G**		1,303.	1,485.
Shortened Frameless Add Up, 7″ High (For use with concealed post only)	50″	½″	7″	**DP1AU0750( )G**		715.	803.
	56″	½″	7″	**DP1AU0756( )G**		775.	870.
	62″	½″	7″	**DP1AU0762( )G**		832.	942.
	68″	½″	7″	**DP1AU0768( )G**		896.	1,011.
	74″	½″	7″	**DP1AU0774( )G**		956.	1,085.
	80″	½″	7″	**DP1AU0780( )G**		1,033.	1,178.
	86″	½″	7″	**DP1AU0786( )G**		1,119.	1,270.
	92″	½″	7″	**DP1AU0792( )G**		1,208.	1,376.
	98″	½″	7″	**DP1AU0798( )G**		1,303.	1,485.

Ordering Information

Frameless Add Up with Glass

1. **Pattern number**
2. **Frame finish**
3. **Glass finish**

End Cap

1. **Pattern number**
2. **Paint finish**

Order Code

Frameless Add Up with Glass

Example:	**DP1AU0757VG**
DP1AU	Frameless Add Up
07	7″ High
57	57″ Wide
V	Glass
117	Frame finish
TEMP	Clear glass finish

Included with:

Frameless Add Up with Glass

- **Attachment hardware**
- **Topway Trough Spacer (Topway only)**
- **Allignment Clip**

Options

Frame Options:
(V) = Full view
(C) = Topway

Glass Options:
(TEMP)= Clear
(GL13) = Frosted
(GL25) = Bronze
(GL35) = Grey

Concealed Post
Standard Frameless Add Up
1/2″ Clear, Powder, Bronze and Grey Glass

description	w	d	h	pattern no.	list	Clear (TEMP)	Frosted (GL13) Bronze (GL25) Grey (GL35)
Frameless Add Up, 14″ High (For use with concealed post only)	51″	½″	14″	**DP1AU1451( )G**		$1,008.	$1,186.
	57″	½″	14″	**DP1AU1457( )G**		1,103.	1,301.
	63″	½″	14″	**DP1AU1463( )G**		1,200.	1,419.
	69″	½″	14″	**DP1AU1469( )G**		1,293.	1,534.
	75″	½″	14″	**DP1AU1475( )G**		1,388.	1,650.
	81″	½″	14″	**DP1AU1481( )G**		1,508.	1,784.
	87″	½″	14″	**DP1AU1487( )G**		1,626.	1,931.
	93″	½″	14″	**DP1AU1493( )G**		1,756.	2,085.
	99″	½″	14″	**DP1AU1499( )G**		1,899.	2,251.
Shortened Frameless Add Up, 14″ High (For use with concealed post only)	50″	½″	14″	**DP1AU1450( )G**		1,008.	1,186.
	56″	½″	14″	**DP1AU1456( )G**		1,103.	1,301.
	62″	½″	14″	**DP1AU1462( )G**		1,200.	1,419.
	68″	½″	14″	**DP1AU1468( )G**		1,293.	1,534.
	74″	½″	14″	**DP1AU1474( )G**		1,388.	1,650.
	80″	½″	14″	**DP1AU1480( )G**		1,508.	1,784.
	86″	½″	14″	**DP1AU1486( )G**		1,626.	1,931.
	92″	½″	14″	**DP1AU1492( )G**		1,756.	2,085.
	98″	½″	14″	**DP1AU1498( )G**		1,899.	2,251.
End Cap				**DP1AUECTP**	67.		

Ordering Information

Frameless Add Up with Glass

1. **Pattern number**
2. **Frame finish**
3. **Glass finish**

End Cap

1. **Pattern number**
2. **Paint finish**

Order Code

Frameless Add Up with Glass

Example:	**DP1AU0757VG**
DP1AU	Frameless Add Up
14	14″ High
57	57″ Wide
V	Glass
117	Frame finish
TEMP	Clear glass finish

Included with:

Frameless Add Up with Glass

- **Attachment hardware**
- **Topway Trough Spacer (Topway only)**
- **Allignment Clip**

Options

Frame Option:
(V) = Full view
(C) = Topway

Glass Options:
(TEMP)= Clear
(GL13) = Frosted
(GL25) = Bronze
(GL35) = Grey

Concealed Post

Recessed Frameless Add Up

1/2″ Clear, Powder, Bronze,Grey Glass and PET

description	w	d	h	pattern no.	PET (PET)	Clear (TEMP)	Frosted (GL13)	Bronze (GL25) Grey (GL35)
Recessed Frameless Add Up, 7″ High (For use with concealed post only)	51″	½″	7″	**DP1AR0751H( )**	$679.	$672.	$822.	$951.
	51″	½″	7″	**DP1AR0757H( )**	733.	724.	891.	1,052.
	63″	½″	7″	**DP1AR0763H( )**	791.	779.	935.	1,115.
	69″	½″	7″	**DP1AR0769H( )**	842.	831.	1,014.	1,223.
	75″	½″	7″	**DP1AR0775H( )**	898.	877.	1,067.	1,307.
	81″	½″	7″	**DP1AR0781H( )**	951.	942.	1,119.	1,383.
	87″	½″	7″	**DP1AR0787H( )**	1,014.	999.	1,203.	1,480.
	93″	½″	7″	**DP1AR0793H( )**	1,074.	1,062.	1,293.	1,613.
	99″	½″	7″	**DP1AR0799H( )**	1,093.	1,231.	1,533.	1,577.
Recessed Shortened Frameless Add Up, 7″ High (For use with concealed post only)	50″	½″	7″	**DP1AR0750H( )**	679.	670.	822.	951.
	56″	½″	7″	**DP1AR0756H( )**	733.	722.	891.	1,052.
	62″	½″	7″	**DP1AR0762H( )**	791.	767.	935.	1,115.
	68″	½″	7″	**DP1AR0768H( )**	842.	828.	1,014.	1,223.
	74″	½″	7″	**DP1AR0774H( )**	898.	869.	1,067.	1,307.
	80″	½″	7″	**DP1AR0780H( )**	951.	938.	1,119.	1,383.
	86″	½″	7″	**DP1AR0786H( )**	1,014.	997.	1,203.	1,480.
	92″	½″	7″	**DP1AR0792H( )**	1,074.	1,058.	1,293.	1,613.
	98″	½″	7″	**DP1AR0798H( )**	1,093.	1,217.	1,591.	1,939.

Ordering Information

Frameless Add Up with Glass

1. **Pattern number**
2. **Frame finish**
3. **Glass finish**

End Cap

1. **Pattern number**
2. **Paint finish**

Order Code

Frameless Add Up with Glass

Example:	**DP1AR0757H**
DP1AR	Frameless Add Up
07	7″ High
57	57″ Wide
H	½″ Thick
117	Frame finish
TEMP	Clear glass finish

Included with:

Frameless Add Up with Glass

- **Attachment hardware**
- **Topway Trough Spacer**
- **Allignment Clip**

Options

Glass Options:
(TEMP)= Clear
(GL13) = Frosted
(GL25) = Bronze
(GL35) = Grey

PET Options:
(12SL) = Slate
(12PW) = Pewter
(12SM) = Smoke
(12OC) = Ochre
(12CB) = Cobalt

Concealed Post

Recessed Frameless Add Up

1/2″ Clear, Powder, Bronze,Grey Glass and PET

description	w	d	h	pattern no.	PET (PET)	Clear (TEMP)	Frosted (GL13) Bronze (GL25) Grey (GL35)	Bronze (GL25) Grey (GL35)
Recessed Frameless Add Up, 14″ High (For use with concealed post only)	51″	½″	14″	**DP1AR1451H( )**	$891.	$860.	$1,052.	$1,378.
	57″	½″	14″	**DP1AR1457H( )**	970.	942.	1,142.	1,504.
	63″	½″	14″	**DP1AR1463H( )**	1,051.	1,023.	1,213.	1,640.
	69″	½″	14″	**DP1AR1469H( )**	1,134.	1,102.	1,338.	1,792.
	75″	½″	14″	**DP1AR1475H( )**	1,225.	1,182.	1,430.	1,927.
	81″	½″	14″	**DP1AR1481H( )**	1,325.	1,286.	1,521.	2,050.
	87″	½″	14″	**DP1AR1487H( )**	1,427.	1,386.	1,681.	2,199.
	93″	½″	14″	**DP1AR1493H( )**	1,547.	1,500.	1,853.	2,377.
	99″	½″	14″	**DP1AR1499H( )**	1,589.	1,727.	2,018.	2,611.
Recessed Shortened Frameless Add Up, 14″ High (For use with concealed post only)	50″	½″	14″	**DP1AR1450H( )**	891.	860.	1,052.	1,378.
	56″	½″	14″	**DP1AR1456H( )**	970.	942.	1,142.	1,504.
	62″	½″	14″	**DP1AR1462H( )**	1,051.	1,023.	1,213.	1,640.
	68″	½″	14″	**DP1AR1468H( )**	1,134.	1,102.	1,338.	1,792.
	74″	½″	14″	**DP1AR1474H( )**	1,225.	1,182.	1,430.	1,927.
	80″	½″	14″	**DP1AR1480H( )**	1,325.	1,285.	1,521.	2,050.
	86″	½″	14″	**DP1AR1486H( )**	1,427.	1,386.	1,681.	2,199.
	92″	½″	14″	**DP1AR1492H( )**	1,547.	1,500.	1,853.	2,377.
	98″	½″	14″	**DP1AR1498H( )**	1,589.	1,728.	2,018.	2,611.

Ordering Information

Frameless Add Up with Glass

1. **Pattern number**
2. **Frame finish**
3. **Glass finish**

End Cap

1. **Pattern number**
2. **Paint finish**

Order Code

Frameless Add Up with Glass

Example:	**DP1AR0757H**
DP1AR	Frameless Add Up
07	7″ High
57	57″ Wide
H	½″ Thick
117	Frame finish
TEMP	Clear glass finish

Included with:

Frameless Add Up with Glass

- **Attachment hardware**
- **Topway Trough Spacer (Topway only)**
- **Allignment Clip**

Options

Glass Options:
(TEMP)= Clear
(GL13) = Frosted
(GL25) = Bronze
(GL35) = Grey

PET Options:
(12SL) = Slate
(12PW) = Pewter
(12SM) = Smoke
(12OC) = Ochre
(12CB) = Cobalt

Concealed Post
Recessed Frameless Add Up
1/2″ PET

description	w	d	h	pattern no.	PET (PET)
Recessed Frameless Add Up, 21″ High (For use with concealed post only)	51″	½″	21″	**DP1AR2151H( )**	$916.
	57″	½″	21″	**DP1AR2157H( )**	998.
	63″	½″	21″	**DP1AR2163H( )**	1,083.
	69″	½″	21″	**DP1AR2169H( )**	1,165.
	75″	½″	21″	**DP1AR2175H( )**	1,261.
	81″	½″	21″	**DP1AR2181H( )**	1,361.
	87″	½″	21″	**DP1AR2187H( )**	1,470.
	93″	½″	21″	**DP1AR2193H( )**	1,591.
	99″	½″	21″	**DP1AR2199H( )**	1,640.
Recessed Shortened Frameless Add Up, 21″ High (For use with concealed post only)	50″	½″	21″	**DP1AR2150H( )**	916.
	56″	½″	21″	**DP1AR2156H( )**	998.
	62″	½″	21″	**DP1AR2162H( )**	1,083.
	68″	½″	21″	**DP1AR2168H( )**	1,165.
	74″	½″	21″	**DP1AR2174H( )**	1,261.
	80″	½″	21″	**DP1AR2180H( )**	1,361.
	86″	½″	21″	**DP1AR2186H( )**	1,470.
	92″	½″	21″	**DP1AR2192H( )**	1,591.
	98″	½″	21″	**DP1AR2198H( )**	1,640.

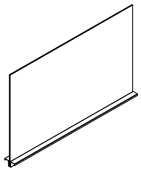

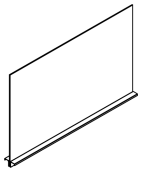

Ordering Information

Frameless Add Up with PET

1. **Pattern number**
2. **PET finish**
3. **Frame finish**

Order Code

Frameless Add Up with PET

Example:	**DP1AR2136HPET12SL117**
DP1AR	Recessed Frameless Add Up
21	21″ High
36	36″ Wide
H	½″ Thick
PET12SL	PET Slate
117	Frame finish

Included with:

Frameless Add Up with Glass

- **Attachment hardware**
- **Alignment Clip**

Options

PET Options:
(12SL) = Slate
(12PW) = Pewter
(12SM) = Smoke
(12OC) = Ochre
(12CB) = Cobalt

Concealed Post
Recessed Frameless Add Up
3/8″ Clear and Laminated Frosted Glass

description	w	d	h	pattern no.	list	Clear (TEMP)	Powder Laminated (GL60)
Recessed Frameless Add Up, 7″ high (For use with concealed post only)	51″	3/8″	7″	**DP1AR0751W( )**		$604.	$750.
	57″	3/8″	7″	**DP1AR0757W( )**		652.	800.
	63″	3/8″	7″	**DP1AR0763W( )**		700.	867.
	69″	3/8″	7″	**DP1AR0769W( )**		750.	923.
	75″	3/8″	7″	**DP1AR0775W( )**		787.	985.
	81″	3/4″	7″	**DP1AR0781W( )**		848.	1,036.
	87″	3/4″	7″	**DP1AR0787W( )**		901.	1,114.
	93″	3/4″	7″	**DP1AR0793W( )**		958.	1,163.
	99″	3/4″	7″	**DP1AR0799W( )**		999.	1,272.
Recessed Shortened Frameless Add Up, 7″ high (For use with concealed post only)	50″	3/8″	7″	**DP1AR0750W( )**		602.	750.
	56″	3/8″	7″	**DP1AR0756W( )**		650.	800.
	62″	3/8″	7″	**DP1AR0762W( )**		691.	867.
	68″	3/8″	7″	**DP1AR0768W( )**		746.	923.
	74″	3/8″	7″	**DP1AR0774W( )**		783.	962.
	80″	3/4″	7″	**DP1AR0786W( )**		845.	1,036.
	86″	3/4″	7″	**DP1AR0780W( )**		899.	1,114.
	92″	3/4″	7″	**DP1AR0792W( )**		952.	1,163.
	98″	3/4″	7″	**DP1AR0798W( )**		999.	1,216.

Ordering Information

Recessed Frameless Add Up with Clear Glass

1. **Pattern number**
2. **Glass finish**

Order Code

Frameless Add Up with Glass

Example:	**DP1AR0736W TEMP**
DP1AR	Frameless Add Up
07	7″ High
36	36″ Wide
W	3/8″ Thick
TEMP	Clear glass finish

Included with:

Recessed Frameless Add Up with Clear Glass

- **Attachment hardware**
- **Allignment Clip**

Options

Glass Options:
(TEMP)= Clear
(GL60) = Laminated Powder

Concealed Post
Recessed Frameless Add Up
3/8″ Clear and Laminated Frosted Glass

description	w	d	h	pattern no.	list	Clear (TEMP)	Powder Laminated (GL60)
Recessed Frameless Add Up, 14″ high (For use with concealed post only)	51″	3/8″	14″	**DP1AR1451W( )**		$776.	$956.
	57″	3/8″	14″	**DP1AR1457W( )**		848.	1,029.
	63″	3/8″	14″	**DP1AR1463W( )**		921.	1,117.
	69″	3/8″	14″	**DP1AR1469W( )**		992.	1,216.
	75″	3/8″	14″	**DP1AR1475W( )**		1,065.	1,298.
	81″	3/8″	14″	**DP1AR1481W( )**		1,159.	1,398.
	87″	3/8″	14″	**DP1AR1487W( )**		1,248.	1,546.
	93″	3/8″	14″	**DP1AR1493W( )**		1,349.	1,669.
	99″	3/8″	14″	**DP1AR1499W( )**		1,458.	1,721.
Recessed Shortened Frameless Add Up, 14″ high (For use with concealed post only)	50″	3/8″	14″	**DP1AR1450W( )**		776.	956.
	56″	3/8″	14″	**DP1AR1456W( )**		848.	1,029.
	62″	3/8″	14″	**DP1AR1462W( )**		921.	1,117.
	68″	3/8″	14″	**DP1AR1468W( )**		992.	1,216.
	74″	3/8″	14″	**DP1AR1474W( )**		1,065.	1,298.
	80″	3/8″	14″	**DP1AR1480W( )**		1,158.	1,398.
	86″	3/8″	14″	**DP1AR1486W( )**		1,248.	1,546.
	92″	3/8″	14″	**DP1AR1492W( )**		1,349.	1,669.
	98″	3/8″	14″	**DP1AR1498W( )**		1,461.	1,723.

Ordering Information

Recessed Frameless Add Up with Clear Glass

1. **Pattern number**
2. **Glass finish**

Order Code

Frameless Add Up with Glass

Example:	**DP1AR0736W TEMP**
DP1AR	Frameless Add Up
07	7″ High
36	36″ Wide
W	3/8″ Thick
TEMP	Clear glass finish

Included with:

Recessed Frameless Add Up with Clear Glass

- **Attachment hardware**
- **Allignment Clip**

Options

Glass Options:
(TEMP)= Clear
(GL60) = Laminated Powder

Concealed Post
Recessed Frameless Add Up
1/4" Clear and Powder Glass

description	w	d	h	pattern no.	list	Clear (TEMP)	Frosted (GL13)
Recessed Frameless Add Up, 7″ high (For use with concealed post only)	51″	¼″	7″	**DP1AR0751E( )**		$513.	$637.
	57″	¼″	7″	**DP1AR0757E( )**		555.	682.
	63″	¼″	7″	**DP1AR0763E( )**		597.	736.
	69″	¼″	7″	**DP1AR0769E( )**		637.	784.
	75″	¼″	7″	**DP1AR0775E( )**		671.	835.
	81″	¼″	7″	**DP1AR0781E( )**		720.	881.
	87″	¼″	7″	**DP1AR0787E( )**		766.	949.
	93″	¼″	7″	**DP1AR0793E( )**		815.	988.
	99″	¼″	7″	**DP1AR0799E( )**		851.	1,106.
Recessed Shortened Frameless Add Up, 7″ high (For use with concealed post only)	50″	¼″	7″	**DP1AR0750E( )**		512.	637.
	56″	¼″	7″	**DP1AR0756E( )**		554.	682.
	62″	¼″	7″	**DP1AR0762E( )**		586.	736.
	68″	¼″	7″	**DP1AR0768E( )**		634.	784.
	74″	¼″	7″	**DP1AR0774E( )**		665.	855.
	80″	¼″	7″	**DP1AR0780E( )**		718.	881.
	86″	¼″	7″	**DP1AR0786E( )**		765.	949.
	92″	¼″	7″	**DP1AR0792E( )**		810.	988.
	98″	¼″	7″	**DP1AR0798E( )**		851.	1,034.

Ordering Information

Frameless Add Up with Glass

1. **Pattern number**
2. **Frame finish**
3. **Glass finish**

Order Code

Recessed Frameless Add Up with Glass

Example:	**DP1AR0736E TEMP**
DP1AR	Frameless Add Up
07	7″ High
36	36″ Wide
E	¼″ Thick
117	Frame finish
TEMP	Clear glass finish

Included with:

Recessed Frameless Add Up with Clear Glass

- **Attachment hardware**
- **Allignment Clip**

Options

Glass Options:
(TEMP)= Clear
(GL13) = Frosted

Concealed Post
Recessed Frameless Add Up
1/4″ Clear and Powder Glass

description	w	d	h	pattern no.	list	Clear (TEMP)	Frosted (GL13)
Recessed Frameless Add Up, 14″ high (For use with concealed post only)	51″	1/4″	14″	**DP1AR1451E( )**		$658.	$813.
	57″	1/4″	14″	**DP1AR1457E( )**		720.	874.
	63″	1/4″	14″	**DP1AR1463E( )**		782.	950.
	69″	1/4″	14″	**DP1AR1469E( )**		844.	1,034.
	75″	1/4″	14″	**DP1AR1475E( )**		904.	1,103.
	81″	1/4″	14″	**DP1AR1481E( )**		985.	1,187.
	87″	1/4″	14″	**DP1AR1487E( )**		1,061.	1,313.
	93″	1/4″	14″	**DP1AR1493E( )**		1,147.	1,416.
	99″	1/4″	14″	**DP1AR1499E( )**		1,240.	1,463.
Recessed Shortened Frameless Add Up, 14″ high (For use with concealed post only)	50″	1/4″	14″	**DP1AR1450E( )**		658.	813.
	56″	1/4″	14″	**DP1AR1456E( )**		720.	874.
	62″	1/4″	14″	**DP1AR1462E( )**		782.	950.
	68″	1/4″	14″	**DP1AR1468E( )**		844.	1,034.
	74″	1/4″	14″	**DP1AR1474E( )**		904.	1,103.
	80″	1/4″	14″	**DP1AR1480E( )**		984.	1,187.
	86″	1/4″	14″	**DP1AR1486E( )**		1,061.	1,313.
	92″	1/4″	14″	**DP1AR1492E( )**		1,147.	1,416.
	98″	1/4″	14″	**DP1AR1498E( )**		1,240.	1,465.

Ordering Information

Frameless Add Up with Glass

1. **Pattern number**
2. **Frame finish**
3. **Glass finish**

Order Code

Recessed Frameless Add Up with Glass

Example:	**DP1AR0736E TEMP**
DP1AR	Frameless Add Up
07	7″ High
36	36″ Wide
E	1/4″ Thick
117	Frame finish
TEMP	Clear glass finish

Included with:

Recessed Frameless Add Up with Clear Glass

- **Attachment hardware**
- **Allignment Clip**

Options

Glass Options:
(TEMP)= Clear
(GL13) = Frosted

Concealed Post
Recessed Frameless Add Up
1/4″ Clear and Powder Glass

description	w	d	h	pattern no.	list	Clear (TEMP)	Frosted (GL13)
Recessed Frameless Add Up, 21″ high (For use with concealed post only)	51″	1/4″	21″	**DP1AR2151E( )**		$886.	$1,093.
	57″	1/4″	21″	**DP1AR2157E( )**		968.	1,174.
	63″	1/4″	21″	**DP1AR2163E( )**		1,052.	1,276.
	69″	1/4″	21″	**DP1AR2169E( )**		1,133.	1,389.
	75″	1/4″	21″	**DP1AR2175E( )**		1,215.	1,482.
	81″	1/4″	21″	**DP1AR2181E( )**		1,323.	1,595.
	87″	1/4″	21″	**DP1AR2187E( )**		1,427.	1,765.
	93″	1/4″	21″	**DP1AR2193E( )**		1,543.	1,904.
	99″	1/4″	21″	**DP1AR2199E( )**		1,668.	1,966.
Recessed Shortened Frameless Add Up, 21″ high (For use with concealed post only)	50″	1/4″	21″	**DP1AR2150E( )**		886.	1,093.
	56″	1/4″	21″	**DP1AR2156E( )**		968.	1,174.
	62″	1/4″	21″	**DP1AR2162E( )**		1,052.	1,276.
	68″	1/4″	21″	**DP1AR2168E( )**		1,133.	1,389.
	74″	1/4″	21″	**DP1AR2174E( )**		1,215.	1,482.
	80″	1/4″	21″	**DP1AR2180E( )**		1,320.	1,595.
	86″	1/4″	21″	**DP1AR2186E( )**		1,427.	1,765.
	92″	1/4″	21″	**DP1AR2192E( )**		1,543.	1,904.
	98″	1/4″	21″	**DP1AR2198E( )**		1,668.	1,968.

Ordering Information

Frameless Add Up with Glass

1. **Pattern number**
2. **Frame finish**
3. **Glass finish**

Order Code

Recessed Frameless Add Up with Glass

Example:	**DP1AR2151E 117TEMP**
DP1AR	Frameless Add Up
21	21″ High
51	51″ Wide
E	1/4″ Thick
117	Frame finish
TEMP	Clear glass finish

Included with:

Recessed Frameless Add Up with Clear Glass

- **Attachment hardware**
- **Allignment Clip**

Options

Glass Options:
(TEMP)= Clear
(GL13) = Frosted

120° Planning
120° Post Assemblies

description	h*	w	d	pattern no.	Black	Metal P1	Metal P2	Metal P3
120°Two-Way Post Assembly	36″	3″	3″	**DP8(C/V/U)120PA362( )**		$451.	$464.	$479.
	42″	3″	3″	**DP8(C/V/U)120PA422( )**		451.	464.	479.
	50″	3″	3″	**DP8(C/V/U)120PA502( )**		470.	489.	501.
	57″	3″	3″	**DP8(C/V/U)120PA572( )**		521.	539.	558.
	64″	3″	3″	**DP8(C/V/U)120PA642( )**		521.	539.	558.
	78″	3″	3″	**DP8(C/V/U)120PA782( )**		665.	695.	714.
120°Three-Way Post Assembly	36″	3″	3″	**DP8(C/V/U)120PA363( )**		461.	475.	489.
	42″	3″	3″	**DP8(C/V/U)120PA423( )**		461.	475.	489.
	50″	3″	3″	**DP8(C/V/U)120PA503( )**		479.	493.	510.
	57″	3″	3″	**DP8(C/V/U)120PA573( )**		521.	539.	558.
	64″	3″	3″	**DP8(C/V/U)120PA643( )**		521.	539.	558.
	78″	3″	3″	**DP8(C/V/U)120PA783( )**		661.	686.	709.
120°Two-Way Post Assembly for Recessed Add Up Glass	36″	3″	3″	**DP8(C/V/U)120PAG362( )**		451.	464.	479.
	42″	3″	3″	**DP8(C/V/U)120PAG422( )**		451.	464.	479.
	50″	3″	3″	**DP8(C/V/U)120PAG502( )**		470.	489.	501.
	57″	3″	3″	**DP8(C/V/U)120PAG572( )**		521.	539.	558.
	64″	3″	3″	**DP8(C/V/U)120PAG642( )**		521.	539.	558.
	78″	3″	3″	**DP8(C/V/U)120PAG782( )**		665.	695.	714.
120°Three-Way Post Assembly for Recessed Add Up Glass	36″	3″	3″	**DP8(C/V/U)120PAG363( )**		461.	475.	489.
	42″	3″	3″	**DP8(C/V/U)120PAG423( )**		461.	475.	489.
	50″	3″	3″	**DP8(C/V/U)120PAG503( )**		479.	493.	510.
	57″	3″	3″	**DP8(C/V/U)120PAG573( )**		521.	539.	558.
	64″	3″	3″	**DP8(C/V/U)120PAG643( )**		521.	539.	558.
	78″	3″	3″	**DP8(C/V/U)120PAG783( )**		661.	686.	709.

h = nominal height

Ordering Information	Order Code	Included with:	Options
Post Assemblies **1. Pattern Number** **2. Trim Finish**	**Post Assemblies** *Example:* **DP(4)120PA 642, 113** **DP(4)120 PA 642** Pattern Number **113** Dark grey trim finish	**Post Assemblies** • **Post assemblies** • **Post top cap** • **Post cover** • **Connecting hardware**	**Post assembly trim options** **(4) = Metal, Radius** **(5) = Metal, Flat**

120° Planning
120° Post Assemblies

description	h*	w	d	pattern no.	Black	Metal P1	Metal P2	Metal P3
14″ High 120° Stack Panel Posts	14 5/8″	3″	3″	**DP8120SPO 14**	$182.			
								
21″ High 120° Stack Panel Posts	21 15/16″	3″	3″	**DP8120SPO 21**	205.			
								
28″ High 120° Stack Panel Posts	29 1/4″	3″	3″	**DP8120SPO 28**	211.			
								

h = nominal height

Ordering Information	Order Code	Included with:	Options
Post Assemblies **1. Pattern Number** **2. Trim Finish**	**Post Assemblies** *Example:* **DP(4)120PA 642, 113** **DP(4)120 PA 642** Pattern Number **113** Dark grey trim finish	**Post Assemblies** • **Post assemblies** • **Post top cap** • **Post cover** • **Connecting hardware**	**Post assembly trim options** **(4) = Metal, Radius** **(5) = Metal, Flat**

120° Planning
120° High Low Planning

description	type	h	w	d	pattern no.	Metal P1	Metal P2	Metal P3
Post Covers (Straight) High-Low Connection	36″ - 42″	8″			**DP8120PC08S**	$13.	$15.	$15.
	36″ - 50″	14″			**DP8120PC14S**	24.	38.	41.
	36″ - 64″	28″			**DP8120PC28S**	65.	71.	72.
	36″ - 78″	42″			**DP8120PC42SH**	95.	102.	107.
	42″ - 50″	8″			**DP8120PC08S**	13.	15.	15.
	42″ - 64″	22″			**DP8120PC22S**	45.	46.	47.
	42″ - 78″	36″			**DP8120PC36S**	84.	93.	98.
	50″ - 64″	14″			**DP8120PC14S**	24.	38.	41.
	50″ - 78″	28″			**DP8120PC28S**	65.	71.	72.
	64″ - 78″	14″			**DP8120PC14S**	24.	38.	41.
Post Top Caps	One-Way	½″	3″	3″	**DP8(C/V/U)120PT1**	10.	11.	11.
	Three-Way	½″	3″	3″	**DP8(C/V/U)120PT3**	10.	11.	11.
	Two-Way	½″	3″	3″	**DP8(C/V/U)120PT2**	10.	11.	11.
Post Top Caps for Recessed Add Up Glass	One-Way	½″	3″	3″	**DP8(C/V/U)120PTG1**	10.	11.	11.
	Three-Way	½″	3″	3″	**DP8(C/V/U)120PTG3**	10.	11.	11.
	Two-Way	½″	3″	3″	**DP8(C/V/U)120PTG2**	10.	11.	11.
Post Covers (Straight)		36″			**DP8120PC36SF**	73.	76.	85.
		42″			**DP8120PC42S**	73.	76.	85.
		50″			**DP8120PC50S**	74.	81.	87.
		57″			**DP8120PC57S**	85.	90.	96.
		64″			**DP8120PC64S**	85.	90.	96.
		78″			**DP8120PC78S**	96.	107.	110.
Universal Post (Post Only)		36″	3″	3″	**DP8120PO36**	320.		
		42″	3″	3″	**DP8120PO42**	320.		
		50″	3″	3″	**DP8120PO50**	339.		
		57″	3″	3″	**DP8120PO57**	365.		
		64″	3″	3″	**DP8120PO64**	365.		
		78″	3″	3″	**DP8120PO78**	492.		

Ordering Information	Order Code		Included with:	Options
Universal Post **1. Pattern Number** **Panel Top Cap** **1. Pattern Number** **2. Trim finish** **Post Covers** **1. Pattern Number** **2. Trim finish**	**Universal Post** *Example:* **DP2A P050** **DP2A P050** Pattern Number **Panel Top Cap** *Example:* **DPV1 PT4, V04** **DPV1 PT4** Pattern Number **V04** Maple trim finish **Post Covers** *Example:* **DP2A PC50S, 117** **DP(2A) PC50S** Pattern Number **117** Soft grey trim finish		**Universal Post** **Connecting hardware** **Panel Top Cap** **Post Covers**	**120° Post** **Panel Top Cap and Post Covers** **(4) = Metal, Radius** **(5) = Metal, Flat**

120° Planning
120° Worksurface and Transition Tops

description	top name	w	return depth	d	pattern no.	2 mm	woodgrain edge	metal edge
Worksurface	W11L	48″	18″L-24″R		**D1WW11481824**	$1,744.	$1,918.	$2,092.
	W11L	48″	24″L-18″R		**D1WW11482418**	1,744.	1,918.	2,092.
	W12L	48″	24″		**D1WW124824L**	1,820.	2,010.	2,188.
	W12R	48″	24″		**D1WW124824R**	1,820.	2,010.	2,188.
	W1318L	48″	24″L-18″R		**D1WW13482418**	1,744.	1,918.	2,092.
	W1318R	48″	18″L-24″R		**D1WW13481824**	1,744.	1,918.	2,092.
	W13L	48″	24″		**D1WW134824L**	1,744.	1,918.	2,092.
	W13R	48″	24″		**D1WW134824R**	1,744.	1,918.	2,092.
	W218L	48″	24″L-18″R		**D1WW12482418**	1,820.	2,010.	2,188.
	W218R	48″	18″L-24″R		**D1WW12481824**	1,820.	2,010.	2,188.
	W3	48″	24″		**D1WW34824**	1,334.	1,461.	1,590.
	W4	48″	24″		**D1WW44824**	1,367.	1,507.	1,641.
	W5L	48″	24″		**D1WW54824L**	1,101.	1,212.	1,330.
	W5R	48″	24″		**D1WW54824R**	1,101.	1,212.	1,330.
	W6L	48″	24″		**D1WW64824L**	1,477.	1,626.	1,772.
	W6R	48″	24″		**D1WW64824R**	1,477.	1,626.	1,772.
	W7L	48″	24″		**D1WW74824L**	1,472.	1,624.	1,765.
	W7R	48″	24″		**D1WW74824R**	1,472.	1,624.	1,765.
Transition tops	T2	50″	24″		**D1WT224**	886.	977.	1,064.
	T218	37½″	18″		**D1WT218**	830.	919.	994.
	T3	26″	24″		**D1WT324**	844.	932.	1,019.
	T4	26″	24″		**D1WT424**	1,018.	1,118.	1,218.
	T5	50″	24″		**D1WT524**	1,029.	1,133.	1,230.
	T518	37½″	18″		**D1WT518**	923.	1,014.	1,103.

Ordering Information

Worksurface

1. **Pattern number**
2. **Finish**

Order Code

Example:	**D1WW134824L, 118, 118**
D1W	Dividends 120 w/s 2mm edge
W13	Worksurface #13
4824	Side width/return depth
L	Pedestal on left side
118	Bright White laminate
118	Bright White edge

Included with:

Worksurface

- **Worksurface**

Worksurface supports must be ordered separately.

For all tops, specify laminate and edge color.

Transition and peninsula tops require a column base for support.

Note: An upcharge applies when specifying Legacy laminates. See Legacy finish page.

Options

Refer to the worksurface planning page for worksurface drawings and applications.

Note: W3 worksurfaces have a grain direction option. Specify left, right or diagonal. Add $26 to the list price when specifying diagonal.

Base Raceway Electrical

Power Modules, Connectors and Jumpers (3+1), (2+2 Shared and Independent Neutrals), (3+3) and (250v)

description	type	pattern no.	E	8 & N	250v T
Power Module - Double sided for raceway on both sides 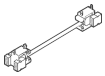	24″W Panel	**DE(1E,18,1T,12V) PM24**	$173.	$193.	$205.
	30″W Panel	**DE(1E,18,1T,12V) PM30**	186.	206.	209.
	36″W Panel	**DE(1E,18,1T,12V) PM36**	193.	210.	219.
	42″W Panel	**DE(1E,18,1T,12V) PM42**	208.	227.	230.
	48″W Panel	**DE(1E,18,1T,12V) PM48**	219.	237.	240.
	60″W Panel	**DE(1E,18,1T,12V) PM60**	245.	270.	276.
Power Module - Single sided for raceway on one side 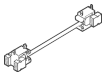	24″W Panel	**DE(1E,18,1T,12V) PMS24**	173.	193.	205.
	30″W Panel	**DE(1E,18,1T,12V) PMS30**	186.	206.	209.
	36″W Panel	**DE(1E,18,1T,12V) PMS36**	193.	210.	219.
	42″W Panel	**DE(1E,18,1T,12V) PMS42**	208.	227.	230.
	48″W Panel	**DE(1E,18,1T,12V) PMS48**	219.	237.	240.
	60″W Panel	**DE(1E,18,1T,12V) PMS60**	245.	270.	276.
Power Module - Double sided for raceway on both sides for 2+2 Independent Neutrals 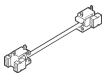	24″W Panel	**DENPM242**	0.	193.	0.
	30″W Panel	**DENPM302**	0.	206.	0.
	36″W Panel	**DENPM362**	0.	210.	0.
	42″W Panel	**DENPM422**	0.	227.	0.
	48″W Panel	**DENPM482**	0.	237.	0.
Power Module - Single sided for raceway on single side for 2+2 Independent Neutrals 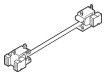	24″W Panel	**DENPM241**	0.	193.	0.
	30″W Panel	**DENPM301**	0.	206.	0.
	36″W Panel	**DENPM361**	0.	210.	0.
	42″W Panel	**DENPM421**	0.	227.	0.
	48″W Panel	**DENPM481**	0.	237.	0.
Power Connector - (power module-to-power module)	12″ no post	**DE(1E,18,1T,N) PCNP**	115.	123.	141.
	12″ no post	**DE1(2V) PCNPM**	0.	123.	141.
	15″ with post	**DE(1E,18,1T,N) PCWP**	118.	126.	150.
	15″ with post	**DE1(2V) PCWPM**	0.	126.	150.
	21″ Mesh with post	**DE1(E,8,T,2V) PC21M**	0.	135.	170.

Ordering Information	Order Code	Included with:	Options
Power Jumper **1. Pattern Number**	**Power Jumper** *Example:* **DE1E PJ42NP** **DE1E** Pattern Number **PJ42NP**	**Power Jumper**	**Power Jumper** **Options** **(E) = 3+1** **(8) = 2+2 Shared Neutral** **(N) = 2+2 Independent Neutral** **(T) = 3+3** **(2V) = 250v** **Note: Double-sided power module will not fit in a panel base raceway with tile to the floor on one side.**

Base Raceway Electrical

Power Modules, Connectors and Jumpers (3+1), (2+2 Shared and Independent Neutrals), (3+3) and (250v)

description	type	pattern no.	E	8 & N	250v T
Power Jumper 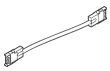	15″ Panel	**DE1(E,8,T,2V) PJ15NP**	$132.	$151.	$198.
	18″ Panel	**DE(1E,18,1T,12V,N) PJ18NP**	132.	151.	198.
	24″ Panel	**DE(1E,18,1T,12V,N) PJ24NP**	150.	161.	207.
	30″ Panel	**DE(1E,18,1T,12V,N) PJ30NP**	157.	168.	212.
	36″ Panel	**DE(1E,18,1T,12V,N) PJ36NP**	161.	175.	225.
	42″ Panel	**DE(1E,18,1T,12V,N) PJ42NP**	168.	187.	232.
	48″ Panel	**DE(1E,18,1T,12V,N) PJ48NP**	182.	203.	240.
Power Jumper (with post) 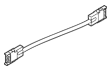	15″ Panel + Post	**DE1(E,8,T,2V) PJ15WP**	144.	158.	205.
	18″ Panel + Post	**DE(1E,18,1T,12V,N) PJ18WP**	144.	158.	205.
	24″ Panel + Post	**DE(1E,18,1T,12V,N) PJ24WP**	151.	166.	211.
	30″ Panel + Post	**DE(1E,18,1T,12V,N) PJ30WP**	158.	172.	218.
	36″ Panel + Post	**DE(1E,18,1T,12V,N) PJ36WP**	166.	185.	230.
	42″ Panel + Post	**DE(1E,18,1T,12V,N) PJ42WP**	173.	193.	234.
Multiple Panel Power Jumper (with or without post)	54″ Panel Run	**DE(1E,18,1T,12V,N) PJ54 WP**	196.	215.	259.
	60″ Panel Run	**DE(1E,18,1T,12V,N) PJ60 WP**	203.	220.	259.
	66″ Panel Run	**DE(1E,18,1T,12V,N) PJ66 WP**	210.	230.	277.
	72″ Panel Run	**DE(1E,18,1T,12V,N) PJ72WP**	216.	235.	284.
	78″ Panel Run	**DE(1E,18,1T,12V,N) PJ78 WP**	225.	248.	291.
	84″ Panel Run	**DE(1E,18,1T,12V,N) PJ84WP**	233.	261.	440.
	96″ Panel Run	**DE(1E,18,1T,12V,N) PJ96WP**	247.	274.	320.

Ordering Information	Order Code	Included with:	Options
Power Jumper **1. Pattern Number**	**Power Jumper** *Example:* **DE1E PJ42NP** **DE1E** Pattern Number **PJ42NP**	**Power Jumper**	**Power Jumper** **Options** **(E) = 3+1** **(8) = 2+2 Shared Neutral** **(N) = 2+2 Independent Neutral** **(T) = 3+3** **(2V) = 250v** **Note: Double-sided power module will not fit in a panel base raceway with tile to the floor on one side.**

Receptacles
Knockout Replacement Covers

description	type	pattern no.	Single pack list	Ten pack list
Receptacle, (3+1)	Duplex circuit 1	**DE1DR1 ( )**	$62.	$484.
	Duplex circuit 2	**DE1DR2 ( )**	62.	484.
	Duplex circuit 3	**DE1DR3 ( )**	62.	484.
	Duplex circuit 4	**DE1DR4 ( )**	62.	484.
Receptacle, (2+2 Shared Neutral)	Duplex circuit 1	**DE1DR1 ( )**	62.	484.
	Duplex circuit 2	**DE1DR2 ( )**	62.	484.
	Duplex circuit 4	**DE1DR4 ( )**	62.	484.
	Duplex circuit 5	**DE1DR5 ( )**	62.	484.
Receptacle, (3+3)	Duplex circuit 1	**DE1DR1 ( )**	62.	484.
	Duplex circuit 2	**DE1DR2 ( )**	62.	484.
	Duplex circuit 3	**DE1DR3 ( )**	62.	484.
	Duplex circuit 4	**DE1DR4 ( )**	62.	484.
	Duplex circuit 5	**DE1DR5 ( )**	62.	484.
	Duplex circuit 6	**DE1DR6 ( )**	62.	484.
Receptacle, (Orange)	Duplex circuit 4	**DE1DOR4( )**	62.	484.
	Duplex circuit 5	**DE1DOR5( )**	62.	484.
	Duplex circuit 6	**DE1DOR6( )**	62.	484.
Receptacle, (With Controlled Symbol)	Duplex circuit 1	**DE1DR1C ( )**	62.	484.
	Duplex circuit 2	**DE1DR2C ( )**	62.	484.
	Duplex circuit 3	**DE1DR3C ( )**	62.	484.
	Duplex circuit 4	**DE1DR4C ( )**	62.	484.
	Duplex circuit 5	**DE1DR5C ( )**	62.	484.
	Duplex circuit 6	**DE1DR6C ( )**	62.	484.
Receptacle, (250v)	Duplex circuit 1	**DE1DR12V ( )**	63.	484.
	Duplex circuit 2 (orange)	**DE1DR22V ( )**	63.	484.
	Duplex circuit 3	**DE1DR32V ( )**	63.	484.
	Duplex circuit 4	**DE1DR42V ( )**	63.	484.

Ordering Information	Order Code	Included with:	Options
Receptacle **1. Pattern Number**	**Receptacle** *Example:* **DE1 DR4** **DE1 DR4** Pattern Number	**Receptacle**	**Receptacle** **Quantity Option:** **(SP) = Single Pack** **(TP) = Ten Pack** **Color Option:** **111 = Black** **114 = Folkstone Grey** **115 = Medium Grey** **118 = White** **117 = Soft Grey** **611 = Beige Mist Metallic**

Receptacles
Knockout Replacement Covers

description	type	pattern no.	Single pack list	Ten pack list
Receptacle, (2+2 Independent Neutral, 15 AMP)	Duplex circuit 1	**DEODRA( )**	$62.	$0.
	Duplex circuit 2	**DEODRB( )**	62.	0.
	Duplex circuit 3	**DEODRC( )**	62.	0.
	Duplex circuit 4	**DEODRX( )**	62.	0.
Receptacle, (2+2 Independent Neutral, 20 AMP)	Duplex circuit 1	**DEODRA2( )**	62.	0.
	Duplex circuit 2	**DEODRB2( )**	62.	0.
	Duplex circuit 3	**DEODRC2( )**	62.	0.
	Duplex circuit 4	**DEODRX2( )**	62.	0.
Base Raceway Knockout Replacement Cover(for electrical or data)	Package of 10	**DE2KC10**	n/a	124.

Ordering Information	Order Code	Included with:	Options
Receptacle **1. Pattern Number**	**Receptacle** *Example:* **DE1 DR4** **DE1 DR4** Pattern Number	**Receptacle**	**Receptacle** **Quantity Option:** **(SP) = Single Pack** **(TP) = Ten Pack** **Color Option:** **111 = Black** **114 = Folkstone Grey** **115 = Medium Grey** **118 = White** **117 = Soft Grey** **611 = Beige Mist Metallic**

Receptacles
USB

description	type	pattern no.	Single pack list	Ten pack list
USB Receptacle Vertical	Circuit 1	**DE1USB1V( )**	$170.	$1,611.
	Circuit 2	**DE1USB2V( )**	170.	1,611.
	Circuit 3	**DE1USB3V( )**	170.	1,611.
	Circuit 4	**DE1USB4V( )**	170.	1,611.
	Circuit 5	**DE1USB5V( )**	170.	1,611.
	Circuit 6	**DE1USB6V( )**	170.	1,611.
USB Receptacle Horizontal	Circuit 1	**DE1USB1H( )**	170.	1,611.
	Circuit 2	**DE1USB2H( )**	170.	1,611.
	Circuit 3	**DE1USB3H( )**	170.	1,611.
	Circuit 4	**DE1USB4H( )**	170.	1,611.
	Circuit 5	**DE1USB5H( )**	170.	1,611.
	Circuit 6	**DE1USB6H( )**	170.	1,611.

Ordering Information	Order Code	Included with:	Options
Vertical Power Module **1. Pattern Number**	**Vertical Power Module** *Example:* **DE1 USB 1V10W** **DE1USB 1V10W** Pattern Number	**Vertical Power Module** • **USB Receptacle**	**Vertical Power Module** **Quantity Option:** **(V) = Vertical Single Pack** **(V10) = Vertical Ten Pack** **(H) = Horizontal Single Pack** **(H10) = Horizontal Ten Pack** **Color Option:** **111 = Black** **114 = Folkstone Grey** **115 = Medium Grey** **118 = White** **117 = Soft Grey** **611 = Beige Mist Metallic**

description	type	pattern no.	3+1	2+2	250v 3+3
Base Raceway Power Jumpers	48″ Jumper	**DE(1E,18,1T,12V,N) PJ48WP**	$186.	$206.	$248.
	54″ Jumper	**DE(1E,18,1T,12V,N) PJ54WP**	196.	215.	259.
	60″ Jumper	**DE(1E,18,1T,12V,N) PJ60WP**	203.	220.	259.
	66″ Jumper	**DE(1E,18,1T,12V,N) PJ66WP**	210.	230.	277.
	72″ Jumper	**DE(1E,18,1T,12V,N) PJ72WP**	216.	235.	284.
	78″ Jumper	**DE(1E,18,1T,12V,N) PJ78WP**	225.	248.	291.
	84″ Jumper	**DE(1E,18,1T,12V,N) PJ84WP**	233.	261.	440.

Ordering Information

Base Raceway Power Jumper

1. Pattern Number

Order Code

Base Raceway Power Jumper

Pattern Number
Example: **DE1(E)PJ48WP**

Included with:

Base Raceway Power Jumper

Options

Base Raceway Power Jumper

Insert appropriate letter for type of wiring required within the parentheses of the pattern number
E= 3+1
8 = 2+2
(T) = 3+3
(2V) = 250v

Receptacle Quantity Option
(SP) = Ten Pack

Data Faceplate
Trim Plate Single Parts

description	type	pattern no.	Single pack	Ten pack	3+1	2+2	250v 3+3
Single Trim Plate Filler	Package of 10	**DE6 FDPF**	n/a	$63.			
Single Floating Data Port Trim Plate (field install kit)	Faceplate, backplate and hardward	**DE1 FDP**	72.	n/a			

Double Vertical Electrical
Power Module and Trim Plate
Double Ports

description	type	pattern no.	Single pack	Ten pack	3+1	2+2	250v 3+3
Double Vertical Power Module 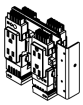	Double Vertical Power Module	**DE6 D VPM**	$309.	n/a			
Double Vertical Power Module Trim Plate	Trim Plate - Double	**DE6 D FD P**	78.	n/a			
Base Raceway Knockout Replacement Cover(for electrical or data)	Package of 10	**DE2KC10**	n/a	124.			

Ordering Information	Order Code	Included with:	Options
Vertical Power Module **1. Pattern Number**	**Double Vertical Power Module** *Example:* **DE6 D VPM** **DE6 D VPM** Pattern Number	**Vertical Power Module**	**Vertical Power Module** **Insert appropriate letter for type of wiring required within the parentheses of the pattern number.(E) = 3+1** **(8) = 2+2** **(T) = 3+3** **(2V) = 250v** **(X) = 2 + 2 (Independent Neutral)** **Double Trim Plate Color Option:** **111 = Black** **114 = Folkstone Grey** **115 = Medium Grey** **118 = White** **117 = Soft Grey** **611 = Beige Mist Metallic**

Desktop Power and Data Modules
Table Undermount Outlet

description	type	pattern no.	list
Electrical Outlet for Table Undermount 110, 1 power + 1 dual USB + 0 Data 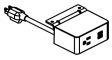	72″ cordset	**DDOTU11072(BB/WW/WS)**	$620.
	120″ cordset	**DDOTU110120(BB/WW/WS)**	634.
Electrical Outlet for Table Undermount 21C, 2 power + 1 dual USB + 1 USB C 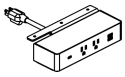	72″ cordset	**DDOTU21C72(BB/WW/WS)**	1,077.
	120″ cordset	**DDOTU21C120(BB/WW/WS)**	1,102.
Electrical Outlet for Table Undermount 210, 2 power + 1 dual USB + 0 data 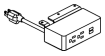	72″ cordset	**DE4TU21072(BB/WW/WS)**	770.
	120″ cordset	**DE4TU210120(BB/WW/WS)**	797.
	72″ hardwire	**DE4TU210H(BB/WW/WS)**	858.
Electrical Outlet for Table Undermount 202, 2 power + 0 dual USB + 2 data 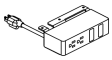	72″ cordset	**DE4TU20272(BB/WW/WS)**	665.
	120″ cordset	**DE4TU202120(BB/WW/WS)**	724.
	72″ hardwire	**DE4TU202H(BB/WW/WS)**	832.
Electrical Outlet for Table Undermount 311, 3 power + 1 dual USB + 1 data 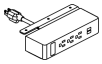	72″ cordset	**DE4TU31172(BB/WW/WS)**	932.
	120″ cordset	**DE4TU311120(BB/WW/WS)**	959.
	72″ hardwire	**DE4TU311H(BB/WW/WS)**	1,056.
Electrical Outlet for Table Undermount 412, 4 power + 1 dual USB + 2 data 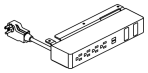	72″ cordset	**DE4TU41272(BB/WW/WS)**	1,040.
	120″ cordset	**DE4TU412120(BB/WW/WS)**	1,064.
	72″ hardwire	**DE4TU412H(BB/WW/WS)**	1,163.

Order Code

Example:	**DE4TU21072 (BB)**
DE4	Dividends Horizon Desktop Outlet
TU	Table Undermount
210	2 Power, 1 USB, O Data
72	72″ cordset, 120=120″ cord, H=72″ Hardwire
( )	Color Option

Specification Information

To order please specify pattern number including:

1. **Color option, (housing / bracket):**
   BB=Black/Black
   WW = White/White
   WS=White/Silver

Application Notes

Installation instruction sheet available on Knoll Exchange.

Refer to planning guide pages for complete description.

USB outlet is for recharging purposes only. No data transfer. All Desktop outlets are UL listed.

Simplex receptacles and USB charging ports are wired together and on the same circuit.

Desktop Power and Data Modules
Clamp-on

description	type	pattern no.	list
Clamp-on Electrical Outlet 110, 1 power + 1 dual USB + 0 data	72″ cordset	**DDOCL11072(BB/WW/WS)**	686.
	120″ cordset	**DDOCL110120(BB/WW/WS)**	$708.
Clamp-on Electrical Outlett 21C, 1 power + 1 dual USB + 1 USB C	72″ cordset	**DDOCL21C72(BB/WW/WS)**	1,128.
	120″ cordset	**DDOCL21C120(BB/WW/WS)**	1,162.
Clamp-on Electrical Outlet 210, 2 power + 1 dual USB + 0 data	72″ cordset	**DE4CL21072(BB/WW/WS)**	832.
	120″ cordset	**DE4CL210120(BB/WW/WS)**	855.
	72″ hardwire	**DE4CL210H(BB/WW/WS)**	920.
Clamp-on Electrical Outlet 202, 2 power + 0 dual USB + 2 data	72″ cordset	**DE4CL20272(BB/WW/WS)**	689.
	120″ cordset	**DE4CL202120(BB/WW/WS)**	718.
	72″ hardwire	**DE4CL202H(BB/WW/WS)**	813.
Clamp-on Electrical Outlet 311, 3 power + 1 dual USB + 1 data	72″ cordset	**DE4CL31172(BB/WW/WS)**	919.
	120″ cordset	**DE4CL311120(BB/WW/WS)**	945.
	72″ hardwire	**DE4CL311H(BB/WW/WS)**	1,042.

Order Code

Example:	**DE4CL21072 (BB)**
DE4	Dividends Horizon Desktop Outlet
CL	Clamp-on
210	2 Power, 1 USB, O Data
72	72″ cordset, 120=120″ cord, H=72″ Hardwire
( )	Color Option

Specification Information

To order please specify pattern number including:

1. **Color option, (housing / bracket):**
   BB=Black/Black
   WW = White/White
   WS=White/Silver

Application Notes

Installation instruction sheet available on Knoll Exchange.

Refer to planning guide pages for complete description.

USB outlet is for recharging purposes only. No data transfer. All Desktop outlets are UL listed.

Simplex receptacles and USB charging ports are wired together and on the same circuit.

Desktop Power and Data Modules
Clamp-on

description	type	pattern no.	list
Clamp-on Electrical Outlet 412, 4 power + 1 dual USB + 2 data	72″ cordset	**DE4CL41272(BB/WW/WS)**	1,029.
	120″ cordset	**DE4CL412120(BB/WW/WS)**	$1,056.
	72″ hardwire	**DE4CL412H(BB/WW/WS)**	1,153.

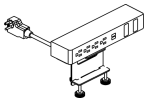

Thumb Screw Kit	1 set = 2 screws	**RDOTK1**	19.

Order Code

Example:	**DE4CL21072 (BB)**
DE4	Dividends Horizon Desktop Outlet
CL	Clamp-on
210	2 Power, 1 USB, O Data
72	72″ cordset, 120=120″ cord, H=72″ Hardwire
( )	Color Option

Specification Information

To order please specify pattern number including:

1. **Color option, (housing / bracket):**
   BB=Black/Black
   WW = White/White
   WS=White/Silver

Application Notes

Installation instruction sheet available on Knoll Exchange.

Refer to planning guide pages for complete description.

USB outlet is for recharging purposes only. No data transfer. All Desktop outlets are UL listed.

Simplex receptacles and USB charging ports are wired together and on the same circuit.

Desktop Power and Data Modules
Offset Clamp-on

description	type	pattern no.	list
Offset Clamp-on Electrical Outlet 110, 1 power + 1 dual USB + 0 data 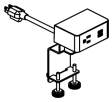	72″ cordset	**DDOOC11072 (BB/WW/WS)**	$705.
	120″ cordset	**DDOOC110120 (BB/WW/WS)**	725.
Offset Clamp-on Electrical Outlet 21C, 2 power + 1 dual USB + 1 USB C 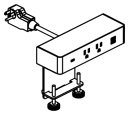	72″ cordset	**DDOOC21C72 (BB/WW/WS)**	1,151.
	120″ cordset	**DDOOC21C120 (BB/WW/WS)**	1,174.
Offset Clamp-on Electrical Outlet 202, 2 power + 0 dual USB + 2 data 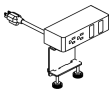	72″ cordset	**DE4OC20272 (BB/WW/WS)**	689.
	120″ cordset	**DE4OC202120 (BB/WW/WS)**	718.
	72″ hardwire	**DE4OC202H (BB/WW/WS)**	813.
Offset Clamp-on Electrical Outlet 210, 2 power + 1 dual USB + 0 data 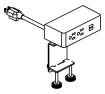	72″ cordset	**DE4OC21072 (BB/WW/WS)**	832.
	120″ cordset	**DE4OC210120 (BB/WW/WS)**	855.
	72″ hardwire	**DE4OC210H (BB/WW/WS)**	920.
Offset Clamp-on Electrical Outlet 311, 3 power + 1 dual USB + 1 data 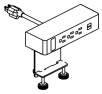	72″ cordset	**DE4OC31172 (BB/WW/WS)**	919.
	120″ cordset	**DE4OC311120 (BB/WW/WS)**	945.
	72″ hardwire	**DE4OC311H (BB/WW/WS)**	1,042.

Order Code

Example:	**DE4OC21072 (BB)**
DE4	Dividends Horizon Desktop Outlet
OC	Offset Clamp-on
210	2 Power, 1 USB, O Data
72	72″ cordset, 120=120″ cord, H=72″ Hardwire
( )	Color Option

Specification Information

To order please specify pattern number including:

1. **Color option, (housing / bracket):**
   BB=Black/Black
   WW = White/White
   WS=White/Silver

Application Notes

Installation instruction sheet available on Knoll Exchange.

Refer to planning guide pages for complete description.

USB outlet is for recharging purposes only. No data transfer. All Desktop outlets are UL listed.

Simplex receptacles and USB charging ports are wired together and on the same circuit.

Desktop Power and Data Modules
Offset Clamp-on

description	type	pattern no.	list
Offset Clamp-on Electrical Outlet 412, 4 power + 1 dual USB + 2 data 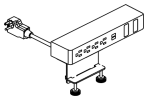	72″ cordset	**DE4OC41272 (BB/WW/WS)**	$1,029.
	120″ cordset	**DE4OC412120 (BB/WW/WS)**	1,056.
	72″ hardwire	**DE4OC412H (BB/WW/WS)**	1,153.

Order Code

Example:	**DE4OC21072 (BB)**
DE4	Dividends Horizon Desktop Outlet
OC	Offset Clamp-on
210	2 Power, 1 USB, O Data
72	72″ cordset, 120=120″ cord, H=72″ Hardwire
( )	Color Option

Specification Information

To order please specify pattern number including:

1. **Color option, (housing / bracket):**
   BB=Black/Black
   WW = White/White
   WS=White/Silver

Application Notes

Installation instruction sheet available on Knoll Exchange.

Refer to planning guide pages for complete description.

USB outlet is for recharging purposes only. No data transfer. All Desktop outlets are UL listed.

Simplex receptacles and USB charging ports are wired together and on the same circuit.

Desktop Power and Data Modules
Clamp mount

description	type	w	d	h	pattern no.	list
Desktop Power Module, clamp mount, Black	With 72″ Cord	3¾″	4½″	2½″	**DE4WSME72**	181.
	With 108″ Cord	3¾″	4½″	2½″	**DE4WSME108**	$225.

description	type	w	d	h	pattern no.	list
Desktop Power + Data Module, clamp mount, Black	With 72″ Cord	6⅛″	4½″	2½″	**DE4WSMED72**	436.
	With 108″ Cord	6⅛″	4½″	2½″	**DE4WSMED108**	482.

Ordering Information	Order Code	Included with	Options
Desktop Power Module	**Desktop Power Module**		
1. Pattern Number	*Example:* **DE4 WSME108**		

Beltway Electrical
Power Modules, Power Connectors and Power Jumpers

description	type	length	pattern no.	list	3+1	2+2	250v 3+3
Beltway Power Module - 1-Side 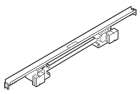		30″	**DE1( ) BPM301**		$242.	$269.	$274.
		36″	**DE1( ) BPM361**		256.	279.	279.
		42″	**DE1( ) BPM421**		269.	286.	290.
		48″	**DE1( ) BPM481**		279.	310.	304.
		60″	**DE1( ) BPM601**		315.	323.	330.
Beltway Power Module - 2-Side 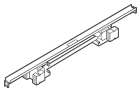		30″	**DE1( ) BPM302**		242.	269.	274.
		36″	**DE1( ) BPM362**		256.	279.	279.
		42″	**DE1( ) BPM422**		269.	286.	290.
		48″	**DE1( ) BPM482**		279.	310.	304.
		60″	**DE1( ) BPM602**		315.	323.	330.
Beltway Power Connector	17″ No Post		**DE2( ) BPCNP**		121.	131.	151.
	20″ With Post		**DE2( ) BPCWP**		123.	142.	158.
	21″ Mesh with post		**DE1(E,8,T,2V) PC21M**		126.	135.	170.
Intermediate Connector	250v		**DE12VPA**	37.			
	Independent neutrals (4-4-2)		**DE1IPA**	37.			
	Shared neutrals (3+1, 2+2, 3+3)		**DE1SPA**	37.			
Beltway Power Jumper (No post) 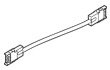		18″	**DE2( ) BPJ18NP**		149.	160.	205.
		24″	**DE2( ) BPJ24NP**		155.	167.	210.
		30″	**DE2( ) BPJ30NP**		160.	173.	224.
		36″	**DE2( ) BPJ36NP**		167.	185.	230.
		42″	**DE2( ) BPJ42NP**		179.	198.	239.
		48″	**DE2( ) BPJ48NP**		184.	204.	247.
Beltway Power Jumper (With post) 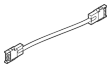		18″	**DE2( ) BPJ18WP**		150.	164.	209.
		24″	**DE2( ) BPJ24WP**		157.	171.	216.
		30″	**DE2( ) BPJ30WP**		164.	183.	228.
		36″	**DE2( ) BPJ36WP**		172.	193.	233.
		42″	**DE2( ) BPJ42WP**		184.	204.	247.
		48″	**DE2( ) BPJ48WP**		198.	207.	250.
Multiple Panel Power Jumper (with or without post)		54″ Panel Run	**DE2( ) BPJ54WP**		198.	219.	256.
		60″ Panel Run	**DE2( ) BPJ60WP**		208.	228.	274.
		66″ Panel Run	**DE2( ) BPJ66WP**		215.	233.	281.
		72″ Panel Run	**DE2( ) BPJ72WP**		224.	245.	286.
		78″ Panel Run	**DE2( ) BPJ78WP**		232.	256.	293.
		84″ Panel Run	**DE2( ) BPJ84WP**		245.	274.	316.

Ordering Information	Order Code	Included with:	Options
Beltway Power Jumper **1. Pattern Number** **Note: Insert appropriate letter for type of wiring required within the parentheses of the pattern number.**	**Beltway Power Jumper** *Example:* **DE1(E) BPJ30** **DE1(E) BPJ30** Pattern Number	**Beltway Power Jumper**	**Beltway Power Jumper** **Insert appropriate letter for type of wiring required within the parentheses of the pattern number.** • **E= 3+1** • **8= 2+2 (Shared Neutral)** • **N=2+2 (Independent Neutral)** • **T= 3+3** • **2V= 250v**

Beltway Electrical
Power Modules, Power Connectors and Power Jumpers

description	type	length	pattern no.	list	3+1	2+2	250v 3+3
Multiple Panel Power Jumper (with or without post)		96″ Panel Run	**DE2( ) BPJ96WP**		$264.	$283.	$329.
90° Beltway Power Jumper		30″ Beltway Panel	**DE1( ) PJ120WP**		319.	349.	408.
		36″ Beltway Panel	**DE1( ) PJ126WP**		328.	362.	425.
		42″ Beltway Panel	**DE1( ) PJ138WP**		344.	379.	438.
		48″ Beltway Panel	**DE1( ) PJ144WP**		354.	393.	452.
Vertical Power Jumper (Within Same Panel)			**DE1( ) VPJ**		274.	297.	277.
Vertical Power Jumper (From Adjacent Panel)		30″ Beltway Panel	**DE(1E,18,1T,12V,N) PJ48WP**		186.	206.	248.
		36″ Beltway Panel	**DE(1E,18,1T,12V,N) PJ54WP**		196.	215.	259.
		42″ Beltway Panel	**DE(1E,18,1T,12V,N) PJ60WP**		203.	220.	259.

Ordering Information	Order Code	Included with:	Options
Beltway Power Jumper **1. Pattern Number** **Note: Insert appropriate letter for type of wiring required within the parentheses of the pattern number.**	**Beltway Power Jumper** *Example:* **DE1(E) BPJ30** **DE1(E) BPJ30** Pattern Number	**Beltway Power Jumper**	**Beltway Power Jumper** **Insert appropriate letter for type of wiring required within the parentheses of the pattern number.** • **E= 3+1** • **8= 2+2 (Shared Neutral)** • **N=2+2 (Independent Neutral)** • **T= 3+3** • **2V= 250v**

Electrical Infeeds and Power Poles
Base Power and Raceway-to-Ceiling Infeeds

description	type	length	pattern no.	list
Base Power Infeed (specify left or right) (right shown)	250v	56″	**DE12V BI56(L/R)**	237.
	3+1	56″	**DE1E BI56(L/R)**	314.
	2+2 (Independent Neutral)	56″	**DENBI56(L/R)**	345.
	2+2 (Shared Neutral)	56″	**DE18 BI56(L/R)**	345.
	3+3	56″	**DE1T BI56(L/R)**	404.
	2+2 (Shared Neutral)	144″	**DE18 BI144(L/R)**	500.
	3+1	144″	**DE1E BI144(L/R)**	500.
	3+3	144″	**DE1T BI144(L/R)**	544.
	2+2 (Independent Neutral)	144″	**DENBI144(L/R)**	565.
	2+2 (Independent Neutral)	156″	**DENBI156(L/R)**	682.
	2+2 (Shared Neutral)	216″	**DE18 BI216(L/R)**	682.
	3+0	216″	**DE1E BI216(L/R)**	682.
	3+3	216″	**DE1T BI216(L/R)**	736.
	2+2 (Independent Neutral)	216″	**DENBI216(L/R)**	959.
	2+2 (Independent Neutral)	288″	**DENBI288(L/R)**	$1,012.
	3+3	288″	**DE1T BI288(L/R)**	1,041.
	2+2 (Shared Neutral)	288″	**DE18 BI288(L/R)**	959.
	3+1	288″	**DE1E BI288(L/R)**	959.
Base Power Infeed (reversible)	250v	56″	**DE12V RBI56**	250.
	3+1	56″	**DE1E RBI56**	380.
	2+2 (Independent Neutral)	56″	**DENRBI56**	416.
	2+2 (Shared Neutral)	56″	**DE18 RBI56**	416.
	3+3	56″	**DE1T RBI56**	497.
	2+2 (Independent Neutral)	144″	**DENRBI144**	612.
	2+2 (Shared Neutral)	144″	**DE18 RBI144**	612.
	3+1	144″	**DE1E RBI144**	612.
	3+3	144″	**DE1T RBI144**	657.
	2+2 (Independent Neutral)	156″	**DENRBI156**	747.
	2+2 (Independent Neutral)	216″	**DENRBI216**	817.
	2+2 (Shared Neutral)	216″	**DE18 RBI216**	817.
	2+2 (Independent Neutral)	288″	**DENRBI288**	1,024.
	2+2 (Shared Neutral)	288″	**DE18 RBI288**	1,024.
	3+1	288″	**DE1E RBI288**	1,024.
	3+3	288″	**DE1T RBI288**	1,114.

Ordering Information

Base Power Infeed (L/R)

1. Pattern Number

Power Pole

1. Pattern Number
2. Trim Finish

Note: Power poles mount atop existing post connectors in "L", "T" and "X" configurations

Order Code

Base Power Infeed (L/R)

Example:	**DE18 BI56(L)**
DE18 BI56(L)	Pattern Number (left entry)

Power Pole

Example:	**DE(1) PP64S, 117**
DE(1) PP64S	Pattern Number
117	Soft Grey trim finish

Included with:

Base Power Infeed (L/R)

Power Pole

- **Power pole**
- **Ceiling trim plate**
- **Connecting hardware**
- **Post/power pole trim cover**

Note: Power pole does not include raceway-to-ceiling infeed which must be ordered separately.

Options

Base Power Infeed (L/R)

- **To specify direction of entry, add either an "L" or "R" suffix to the pattern number.**

Insert appropriate number for post cover option within the parentheses of the pattern number

Dividends Horizon Power Pole

- **Post cover**

Electrical Infeeds and Power Poles
Base Power and Raceway-to-Ceiling Infeeds

description	type	length	pattern no.	list
Base Power Infeed (reversible)	3+1	216″	**DE1E RBI216**	$817.
	3+3	216″	**DE1T RBI216**	879.
Raceway-to-Ceiling Infeed	250v	144″	**DE2V CI144**	259.
	3+1	144″	**DE1E CI144**	457.
	2+2 (Independent Neutral)	144″	**DENCI144**	502.
	2+2 (Shared Neutral)	144″	**DE18 CI144**	502.
	3+3	144″	**DE1T CI144**	582.

Ordering Information

Base Power Infeed (L/R)

1. Pattern Number

Power Pole

1. Pattern Number
2. Trim Finish

Note: Power poles mount atop existing post connectors in "L", "T" and "X" configurations

Order Code

Base Power Infeed (L/R)

Example:	**DE18 BI56(L)**
DE18 BI56(L)	Pattern Number (left entry)

Power Pole

Example:	**DE(1) PP64S, 117**
DE(1) PP64S	Pattern Number
117	Soft Grey trim finish

Included with:

Base Power Infeed (L/R)

Power Pole

- **Power pole**
- **Ceiling trim plate**
- **Connecting hardware**
- **Post/power pole trim cover**

Note: Power pole does not include raceway-to-ceiling infeed which must be ordered separately.

Options

Base Power Infeed (L/R)

- **To specify direction of entry, add either an "L" or "R" suffix to the pattern number.**

Insert appropriate number for post cover option within the parentheses of the pattern number

Dividends Horizon Power Pole

- **Post cover**

description	type	length	pattern no.	P1	P2	P3
Dividends Horizon Power Pole for use with DP7 & DP8 Series Posts only (does not include Raceway-to-Ceiling Infeed) For 126″ ceiling height	For 36″H DP7 Post	90″	**DP7PP36S**	$649.	$681.	$713.
	For 42″H DP7 Post	84″	**DP7PP42S**	596.	624.	657.
	For 50″H DP7 Post	76″	**DP7PP50S**	549.	575.	603.
	For 57″H DP7 Post	69″	**DP7PP57S**	485.	507.	536.
	For 64″H DP7 Post	62″	**DP7PP64S**	478.	497.	526.
	For 78″H DP7 Post	48″	**DP7PP78S**	478.	497.	526.
Dividends Horizon Power Pole for use with DP7 & DP8 Series Posts only (does not include Raceway-to-Ceiling Infeed) For 144″ ceiling height	For 36″H DP7 Post	108″	**DP7PP36T**	661.	696.	724.
	For 42″H DP7 Post	102″	**DP7PP42T**	605.	637.	668.
	For 50″H DP7 Post	94″	**DP7PP50T**	549.	575.	603.
	For 57″H DP7 Post	86″	**DP7PP57T**	485.	507.	536.
	For 64″H DP7 Post	80″	**DP7PP64T**	478.	497.	526.
	For 78″H DP7 Post	66″	**DP7PP78T**	478.	497.	526.

Ordering Information

Power Pole

1. **Pattern Number**
2. **Trim Finish**

Order Code

Power Pole

Example:	**DE(2) PP64S, 117**
DE(2) PP64S	Pattern Number
117	Soft Grey trim finish

Included With

Power Pole

- **Power pole**
- **Ceiling trim plate**
- **Connecting hardware**
- **Post/power pole trim cover**

Note: Power pole does not include raceway-to-ceiling infeed which must be ordered separately.

Note: Power poles mount atop existing post connectors in "L", "T" and "X" configurations.

Electrical Infeeds
Raceway-to-Ceiling and End-of-Run Infeeds

description	type	length	pattern no.	list
Raceway-to-Ceiling Infeed	2+2	288″	**DE18 CI288**	$854.
	3+1	288″	**DE1E CI288**	854.
	3+3	288″	**DE1T CI288**	927.
End-of-Run Infeed 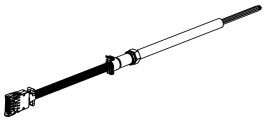	10-wire (2+2)	56″	**DE1X ERE56**	751.
	2+2	56″	**DE18 ERE56**	702.
	250v	56″	**DE12V ERE56**	760.
	3+1	56″	**DE1E ERE56**	707.
	3+3	56″	**DE1T ERE56**	757.

Ordering Information

Base Power Infeed (L/R)

1. Pattern Number

Power Pole

1. Pattern Number
2. Trim Finish

Note: Power poles mount atop existing post connectors in "L", "T" and "X" configurations

Order Code

Base Power Infeed (L/R)

Example:	**DE18 BI56(L)**
DE18 BI56(L)	Pattern Number (left entry)

Power Pole

Example:	**DE(1) PP64S, 117**
DE(1) PP64S	Pattern Number
117	Soft Grey trim finish

Included with:

Base Power Infeed (L/R)

Power Pole

- **Power pole**
- **Ceiling trim plate**
- **Connecting hardware**
- **Post/power pole trim cover**

Note: Power pole does not include raceway-to-ceiling infeed which must be ordered separately.

Options

Base Power Infeed (L/R)

- **To specify direction of entry, add either an "L" or "R" suffix to the pattern number.**

Insert appropriate number for post cover option within the parentheses of the pattern number

Dividends Horizon Power Pole

- **Post cover**

New York City, San Francisco and Chicago Electrical
Infeeds and Retrofit Kit

description	type	l	pattern no.	list
Hardwire Infeed (NYC) - 1 Direction	2+2		**DE18 B1NY1**	$950.
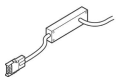	3+1		**DE1E B1NY1**	824.
	3+3		**DE1T B1NY1**	1,063.
Base Power Infeed (San Francisco)	2+2	56″	**DE18 BI56( )SF**	327.
	3+1	56″	**DE1E BI56( )SF**	293.
	3+3	56″	**DE1T BI56( )SF**	384.
Reversible Base Power Infeed (San Francisco)	2+2	56″	**DE18 RBI56SF**	397.
	3+1	56″	**DE1E RBI56SF**	358.
	3+3	56″	**DE1T RBI56SF**	476.
Electrical Retrofit Kit (Chicago) (for electrical on new panel base raceway)			**DP7CERK**	105.

Ordering Information	Order Code	Included with:	Options
Hardwire Infeed (NYC) **1. Pattern Number**	**Hardwire Infeed (NYC)** **Example: DE1E B1NY1** **DE1E B1NY1** — **Pattern Number**	**Hardwire Infeed (NYC)** • **Junction box with power connector and infeed** • **Ceiling trim plate** • **Attachment screws**	**Hardwire Infeed (NYC)** **Power System** • **3+1** • **2+2** • **3+3** **San Francisco Infeed direction option** **(L) = Left** **(R) = Right** **Note: The electrical retrofit kit provides brackets that connect Chicago Electrical components that were manufactured prior to June 2008 to DP8 panel base raceways.**

New York City, San Francisco and Chicago Electrical
Infeeds, Receptacle Kits and Replacement Kits

description	type	l	pattern no.	list
Hardwire Infeed Raceway Kit (Chicago) 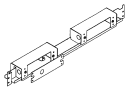	Double Sided	24″	**DP7HIRKD24**	$584.
	Double Sided	30″	**DP7HIRKD30**	989.
	Double Sided	36″	**DP7HIRKD36**	995.
	Double Sided	42″	**DP7HIRKD42**	1,005.
	Double Sided	48″	**DP7HIRKD48**	1,012.
	Double Sided	60″	**DP7HIRKD60**	1,027.
	Single Sided	24″	**DP7HIRKS24**	820.
	Single Sided	30″	**DP7HIRKS30**	1,166.
	Single Sided	36″	**DP7HIRKS36**	1,172.
	Single Sided	42″	**DP7HIRKS42**	1,177.
	Single Sided	48″	**DP7HIRKS48**	1,185.
	Single Sided	60″	**DP7HIRKS60**	1,204.
Hardwire Receptacle Raceway Kit (Chicago) 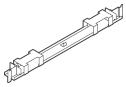	Double Sided	24″	**DP7HRRKD24**	448.
	Double Sided	30″	**DP7HRRKD30**	751.
	Double Sided	36″	**DP7HRRKD36**	760.
	Double Sided	42″	**DP7HRRKD42**	766.
	Double Sided	48″	**DP7HRRKD48**	773.
	Double Sided	60″	**DP7HRRKD60**	792.
	Single Sided	24″	**DP7HRRKS24**	520.
	Single Sided	30″	**DP7HRRKS30**	733.
	Single Sided	36″	**DP7HRRKS36**	742.
	Single Sided	42″	**DP7HRRKS42**	742.
	Single Sided	48″	**DP7HRRKS48**	748.
	Single Sided	60″	**DP7HRRKS60**	764.
Pre-Drilled Replacement Covers, Pair (Chicago) 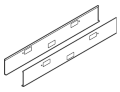	24″ Wide Panel	24″	**DP7RCCH24**	64.
	30″ Wide Panel	30″	**DP7RCCH30**	70.
	36″ Wide Panel	36″	**DP7RCCH36**	73.
	42″ Wide Panel	42″	**DP7RCCH42**	84.
	48″ Wide Panel	48″	**DP7RCCH48**	89.
	60″ Wide Panel	60″	**DP7RCCH60**	105.

Ordering Information

Hardwire Infeed (NYC)

1. Pattern Number

Order Code

Hardwire Infeed (NYC)

Example: DE1E B1NY1

DE1E	**Pattern Number**
B1NY1	

Included with:

Hardwire Infeed (NYC)

- **Junction box with power connector and infeed**
- **Ceiling trim plate**
- **Attachment screws**

Options

Hardwire Infeed (NYC)

Power System

- **3+1**
- **2+2**
- **3+3**

San Francisco Infeed direction option
(L) = Left
(R) = Right

Note: The electrical retrofit kit provides brackets that connect Chicago Electrical components that were manufactured prior to June 2008 to DP8 panel base raceways.

Cable Management
Accessories

description	type	pattern no.	list
Worksurface Cable Management Basket	19 ½″ wide	**D1WB20**	$69.
	25 ½″ wide	**D1WB26**	71.
	31 ½″ wide	**D1WB32**	88.
	35″ wide	**D1WB36**	98.
	41″ wide	**D1WB42**	105.
Vertical Wire Pathway Grommet (optional)	Package of 10	**DP1 VWG**	286.
Topway Cable Grommet	Package of 40	**DP1 TKC**	99.
Worksurface Cable Management Clip	Package of 10	**D1WC**	65.
Data Shield	1 Pair for use with base raceway	**DE1DATSHD**	68.
	1 Pair for use with tile to floor	**DE1DATSHDF**	89.

Ordering Information	Order Code	Included with:	Options
Base Raceway Cable Tray **1. Pattern Number**	**Base Raceway Cable Tray** *Example:* **DP1 RCT24** **DP1** Pattern Number **RCT24**	**Base Raceway Cable Tray**	**Base Raceway Cable Tray** **Note: Cable trays are for use with all DP7 and DP8 series panels and all panels produced prior to November 2007.** **Note: Data Shield is not compatible with open base panels.**

Cable Management
Base Raceway and Beltway Cable Trays

description	type	pattern no.	list
Base Raceway Cable Tray - double sided for use with raceway on both sides (optional) 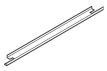	18″ Panel Width	**DP72RCT18**	$44.
	24″ Panel Width	**DP72RCT24**	46.
	30″ Panel Width	**DP72RCT30**	52.
	36″ Panel Width	**DP72RCT36**	56.
	42″ Panel Width	**DP72RCT42**	58.
	48″ Panel Width	**DP72RCT48**	65.
	60″ Panel Width	**DP72RCT60**	70.
Base Raceway Cable Tray - single sided for use with raceway on one side (optional) 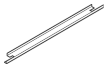	18″ Panel Width	**DP71RCT18**	44.
	24″ Panel Width	**DP71RCT24**	46.
	30″ Panel Width	**DP71RCT30**	52.
	36″ Panel Width	**DP71RCT36**	56.
	42″ Panel Width	**DP71RCT42**	58.
	48″ Panel Width	**DP71RCT48**	65.
	60″ Panel Width	**DP71RCT60**	70.
Beltway Cable Tray (optional)	18″ Panel Width	**DP1BCT18**	46.
	24″ Panel Width	**DP1BCT24**	47.
	30″ Panel Width	**DP1BCT30**	54.
	36″ Panel Width	**DP1BCT36**	57.
	42″ Panel Width	**DP1BCT42**	62.
	48″ Panel Width	**DP1BCT48**	68.
	60″ Panel Width	**DP1BCT60**	97.

Ordering Information	Order Code	Included with:	Options
Base Raceway Cable Tray **1. Pattern Number**	**Base Raceway Cable Tray** *Example:* **DP1 RCT24** **DP1** Pattern Number **RCT24**	**Base Raceway Cable Tray**	**Base Raceway Cable Tray** **Note: Cable trays are for use with all DP7 and DP8 series panels and all panels produced prior to November 2007.**

Flip-Up Door Overheads
Panel- and Wall-Mounted
Series 2 and Horizon Series 3

description	w *	w	d	h	pattern no.	P1	P2	P3	V1-P1	V1-P2	V1-P3
Series 2 Flip-Up Overhead w/ Steel or Veneer Door	24″	23 7/8″	14 1/8″	15″	**DS2PM24L**	$872.	$1,007.	$1,053.	$1,362.	$1,497.	$1,543.
	30″	29 7/8″	14 1/8″	15″	**DS2PM30L**	872.	1,007.	1,053.	1,362.	1,497.	1,543.
	36″	35 7/8″	14 1/8″	15″	**DS2PM36L**	950.	1,095.	1,141.	1,378.	1,523.	1,569.
	42″	41 7/8″	14 1/8″	15″	**DS2PM42L**	1,039.	1,190.	1,239.	1,426.	1,577.	1,626.
	48″	47 7/8″	14 1/8″	15″	**DS2PM48L**	1,141.	1,308.	1,369.	1,521.	1,688.	1,749.
	54″	53 7/8″	14 1/8″	15″	**DS2PM54L**	1,351.	1,557.	1,628.	2,161.	2,367.	2,438.
	60″	59 7/8″	14 1/8″	15″	**DS2PM60L**	1,351.	1,557.	1,628.	2,161.	2,367.	2,438.
	66″	65 7/8″	14 1/8″	15″	**DS2PM66L**	1,509.	1,735.	1,812.	2,268.	2,494.	2,571.
	72″	71 7/8″	14 1/8″	15″	**DS2PM72L**	1,509.	1,735.	1,812.	2,268.	2,494.	2,571.
Dividends "touchdown" retro-fit (two kits required for 54″w - 72″w)					**DS1EAKIT**	452.					
Series 3 Flip-Up Overhead w/ Steel Door	30″	29 7/8″	14 1/2″	15″	**DS3PMS30L**	845.	931.	974.			
	36″	35 7/8″	14 1/2″	15″	**DS3PMS36L**	870.	959.	1,002.			
	42″	41 7/8″	14 1/2″	15″	**DS3PMS42L**	895.	989.	1,033.			
	48″	47 7/8″	14 1/2″	15″	**DS3PMS48L**	927.	1,021.	1,063.			
	60″	59 7/8″	14 1/2″	15″	**DS3PMS60L**	1,167.	1,285.	1,347.			
	66″	65 7/8″	14 1/2″	15″	**DS3PMS66L**	1,271.	1,403.	1,464.			
	72″	71 7/8″	14 1/2″	15″	**DS3PMS72L**	1,271.	1,403.	1,464.			
Series 3 Flip-Up Overhead w/ Laminate Door	30″	29 7/8″	14 1/2″	15″	**DS3PML30L**	1,275.	1,423.	1,486.			
	36″	35 7/8″	14 1/2″	15″	**DS3PML36L**	1,336.	1,460.	1,525.			
	42″	41 7/8″	14 1/2″	15″	**DS3PML42L**	1,373.	1,506.	1,572.			
	48″	47 7/8″	14 1/2″	15″	**DS3PML48L**	1,455.	1,599.	1,668.			
	60″	59 7/8″	14 1/2″	15″	**DS3PML60L**	2,179.	2,391.	2,495.			
	66″	65 7/8″	14 1/2″	15″	**DS3PML66L**	2,212.	2,428.	2,555.			
	72″	71 7/8″	14 1/2″	15″	**DS3PML72L**	2,276.	2,501.	2,614.			

w* = nominal width
Dimensions listed under w h d are actual to the nearest 1/16″

Ordering Information

Dividends Series 1 Flip-Up Door Overhead

1. **Pattern Number**
2. **Paint Finish**
3. **Door End Cap Finish**

Series 2 Flip-Up Door Overhead

1. **Pattern Number**
2. **Paint Finish**
3. **Door Finish (veneer door only)**

Series 3 Flip-Up Door Overhead

1. **Pattern Number**
2. **Paint Finish case**
3. **Door Finish (laminate and veneer door only)**
4. **Door Edge Finish (laminate door only)**

Order Code

Dividends Series 1 Flip-Up Door Overhead

Example:	**DS1O 30L, 113, 113**
DS1O 30L	Pattern Number
113	Dark grey paint finish
113	Dark grey End cap finish

Series 2 Flip-Up Overhead w/ Steel Door

Example:	**DS2PM 30L, 115**
DS2PM 30L	Pattern Number
115	Medium grey paint finish

Included with:

Dividends Series 1 Flip-Up Door Overhead

Series 2 Flip-Up Overhead

Series 3 Flip-Up Overhead

Note: Touchdown mechanism not available on veneer or laminate front Flip-Up overheads.

Note: Series 3 Horizon overheads are only available in Knoll core finishes.

Wallmount bracket specified separately.

Options

Flip-Up Door Door Overhead
To specify overhead cabinet without locks replace the "L" suffix from the pattern number with "N" Deduct $20. For 54″, 60″, 66″ and 72″ overhead cabinets Deduct $40

To specify Touchdown overhead cabinet, add "E" as the 2nd to last digit of the pattern number
Example: **DS3PML48EL**
(Add $163 for cabinet widths of 48″ or less. Add $327 for cabinet widths of 54″ or greater).

Series 2 and Series 3 Flip-Up Door Overhead Finish Option:
Add a "Y" to the end of the pattern number to specify a different finish for the door versus the case. Use P3 pricing for this dual finish option.

Flip-Up Door Overheads
Panel- and Wall-Mounted
Series 2 and Horizon Series 3

description	w *	w	d	h	pattern no.	P1	P2	P3	V1-P1	V1-P2	V1-P3
Series 3 Flip-Up Overhead w/ Veneer Door	30″	29 7/8″	14 1/2″	15″	**DS3PMV30L**	$1,764.	$1,932.	$2,020.			
	36″	35 7/8″	14 1/2″	15″	**DS3PMV36L**	1,805.	1,980.	2,071.			
	42″	41 7/8″	14 1/2″	15″	**DS3PMV42L**	1,846.	2,027.	2,119.			
	48″	47 7/8″	14 1/2″	15″	**DS3PMV48L**	1,926.	2,094.	2,190.			
	60″	59 7/8″	14 1/2″	15″	**DS3PMV60L**	3,108.	3,412.	3,564.			
	66″	65 7/8″	14 1/2″	15″	**DS3PMV66L**	3,191.	3,509.	3,684.			
	72″	71 7/8″	14 1/2″	15″	**DS3PMV72L**	3,218.	3,530.	3,694.			

w* = nominal width
Dimensions listed under w h d are actual to the nearest 1/16″

Ordering Information

Dividends Series 1 Flip-Up Door Overhead

1. **Pattern Number**
2. **Paint Finish**
3. **Door End Cap Finish**

Series 2 Flip-Up Door Overhead

1. **Pattern Number**
2. **Paint Finish**
3. **Door Finish (veneer door only)**

Series 3 Flip-Up Door Overhead

1. **Pattern Number**
2. **Paint Finish case**
3. **Door Finish (laminate and veneer door only)**
4. **Door Edge Finish (laminate door only)**

Order Code

Dividends Series 1 Flip-Up Door Overhead

Example:	**DS1O 30L, 113, 113**
DS1O 30L	Pattern Number
113	Dark grey paint finish
113	Dark grey End cap finish

Series 2 Flip-Up Overhead w/ Steel Door

Example:	**DS2PM 30L, 115**
DS2PM 30L	Pattern Number
115	Medium grey paint finish

Included with:

Dividends Series 1 Flip-Up Door Overhead

Series 2 Flip-Up Overhead

Series 3 Flip-Up Overhead

Note: Touchdown mechanism not available on veneer or laminate front Flip-Up overheads.

Note: Series 3 Horizon overheads are only available in Knoll core finishes.

Wallmount bracket specified separately.

Options

Flip-Up Door Door Overhead
To specify overhead cabinet without locks replace the "L" suffix from the pattern number with "N" Deduct $20. For 54″, 60″, 66″ and 72″ overhead cabinets Deduct $40

To specify Touchdown overhead cabinet, add "E" as the 2nd to last digit of the pattern number
*Example:***DS3PML48EL**
(Add $163 for cabinet widths of 48″ or less. Add $327 for cabinet widths of 54″ or greater).

Series 2 and Series 3 Flip-Up Door Overhead Finish Option:
Add a "Y" to the end of the pattern number to specify a different finish for the door versus the case. Use P3 pricing for this dual finish option.

Sliding Door Overheads
14″ High Panel-Mounted
Dividends Horizon and Template Doors

description	w *	w	d	h	pattern no.	P1	P2	P3
Dividends Horizon Panel-Mounted Overhead without Door	29 7/8″	30″	12 1/2″	14″	**DS3PMNS3014**	$497.	$546.	$572.
	35 7/8″	36″	12 1/2″	14″	**DS3PMNS3614**	518.	570.	600.
	41 7/8″	42″	12 1/2″	14″	**DS3PMNS4214**	534.	587.	613.
	47 7/8″	48″	12 1/2″	14″	**DS3PMNS4814**	551.	608.	633.
	59 7/8″	60″	12 1/2″	14″	**DS3PMNS6014**	631.	692.	725.
	65 7/8″	66″	12 1/2″	14″	**DS3PMNS6614**	651.	715.	747.
	71 7/8″	72″	12 1/2″	14″	**DS3PMNS7214**	665.	735.	769.
Template Panel-Mounted Sliding Door Overhead with Steel Doors	35 7/8″:	36″	15″	14″	**DS3PMT(S/G)3614L**	1,082.	1,190.	1,241.
	41 7/8″:	42″	15″	14″	**DS3PMT(S/G)4214L**	1,121.	1,235.	1,286.
	47 7/8″:	48″	15″	14″	**DS3PMT(S/G)4814L**	1,155.	1,269.	1,331.
	59 7/8″:	60″	15″	14″	**DS3PMT(S/G)6014L**	1,648.	1,814.	1,896.
	71 7/8″:	72″	15″	14″	**DS3PMT(S/G)7214L**	1,742.	1,918.	2,006.
Dividends Horizon Panel-Mounted Sliding Door Overhead w/Steel Door	29 7/8″	30″	13 1/2″	14″	**DS3PMSS3014L**	823.	907.	947.
	35 7/8″	36″	13 1/2″	14″	**DS3PMSS3614L**	845.	930.	977.
	41 7/8″	42″	13 1/2″	14″	**DS3PMSS4214L**	874.	963.	1,004.
	47 7/8″	48″	13 1/2″	14″	**DS3PMSS4814L**	889.	979.	1,026.
	59 7/8″	60″	13 1/2″	14″	**DS3PMSS6014L**	1,004.	1,106.	1,155.
	65 7/8″	66″	13 1/2″	14″	**DS3PMSS6614L**	1,031.	1,135.	1,186.
	71 7/8″	72″	13 1/2″	14″	**DS3PMSS7214L**	1,049.	1,153.	1,202.
Dividends Horizon Panel-Mounted Sliding Door Overhead w/ Laminate Door	29 7/8″	30″	13 1/2″	14″	**DS3PMSL3014L**	1,421.	1,561.	1,633.
	35 7/8″	36″	13 1/2″	14″	**DS3PMSL3614L**	1,462.	1,603.	1,674.
	41 7/8″	42″	13 1/2″	14″	**DS3PMSL4214L**	1,504.	1,648.	1,724.
	47 7/8″	48″	13 1/2″	14″	**DS3PMSL4814L**	1,543.	1,690.	1,765.
	59 7/8″	60″	13 1/2″	14″	**DS3PMSL6014L**	1,582.	1,737.	1,812.
	65 7/8″	66″	13 1/2″	14″	**DS3PMSL6614L**	1,623.	1,781.	1,858.
	71 7/8″	72″	13 1/2″	14″	**DS3PMSL7214L**	1,661.	1,820.	1,902.

w* = nominal width
Dimensions listed under w h d are actual to the nearest 1/16″

Ordering Information

Sliding Door Overheads:

1. **Pattern number**
2. **Paint finish case**
3. **Door finish (laminate and veneer door only)**
4. **Door edge finish (laminate door only)**

Order Code

Sliding Door Overhead w/ Steel Door

Example:	**DS3PMSS3014L /117/117**
DS3PMSS 3014L	Pattern Number
117	Dark grey paint finish case

Included With

Sliding Door Overhead

Note: Sliding door overheads are only available in Knoll core finishes.

Specify one of the following for Template Glass door option:
(Temp) = Clear
(GL13) = Powder
(GL25) = Bronze
(GL35) = Grey

Options

Sliding Door Overhead

Lock/No lock
For non-locking units substitute the "L" suffix with a "N" and deduct $20.00 from the list price.

Paint Configuration Option:

Add "Y" at the end of the pattern number to specify a different paint finish on the case and sliding door. P3 pricing applies to all products with dual paint finishes.

Overheads with Template style doors only accept LED task light.

Sliding Door Overheads
14″ High Panel-Mounted
Dividends Horizon and Template Doors

description	w *	w	d	h	pattern no.	P1	P2	P3
Dividends Horizon Panel-Mounted Sliding Door Overhead w/ Veneer Door	29 7/8″	30″	13 1/2″	14″	**DS3PMSV3014L**	$1,572.	$1,724.	$1,803.
	35 7/8″	36″	13 1/2″	14″	**DS3PMSV3614L**	1,623.	1,780.	1,858.
	41 7/8″	42″	13 1/2″	14″	**DS3PMSV4214L**	1,669.	1,833.	1,912.
	47 7/8″	48″	13 1/2″	14″	**DS3PMSV4814L**	1,723.	1,893.	1,972.
	59 7/8″	60″	13 1/2″	14″	**DS3PMSV6014L**	1,771.	1,947.	2,031.
	65 7/8″	66″	13 1/2″	14″	**DS3PMSV6614L**	1,820.	1,999.	2,089.
	71 7/8″	72″	13 1/2″	14″	**DS3PMSV7214L**	1,874.	2,057.	2,148.

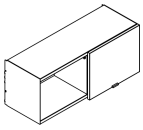

w* = nominal width
Dimensions listed under w h d are actual to the nearest 1/16″

Ordering Information

Sliding Door Overheads:

1. **Pattern number**
2. **Paint finish case**
3. **Door finish (laminate and veneer door only)**
4. **Door edge finish (laminate door only)**

Order Code

Sliding Door Overhead w/ Steel Door

Example:	**DS3PMSS3014L /117/117**
DS3PMSS 3014L	Pattern Number
117	Dark grey paint finish case

Included With

Sliding Door Overhead

Note: Sliding door overheads are only available in Knoll core finishes.

Specify one of the following for Template Glass door option:
(Temp) = Clear
(GL13) = Powder
(GL25) = Bronze
(GL35) = Grey

Options

Sliding Door Overhead

Lock/No lock
For non-locking units substitute the "L" suffix with a "N" and deduct $20.00 from the list price.

Paint Configuration Option:

Add "Y" at the end of the pattern number to specify a different paint finish on the case and sliding door. P3 pricing applies to all products with dual paint finishes.

Overheads with Template style doors only accept LED task light.

Sliding Door Overheads
21″ High Panel-Mounted
Dividends Horizon Full Height Door

description	w *	w	d	h	pattern no.	P1	P2	P3
Dividends Horizon Panel-Mounted Overhead without Door	29 7/8″	30″	12 1/2″	21″	**DS3PMNS3021**	$686.	$757.	$791.
	35 7/8″	36″	12 1/2″	21″	**DS3PMNS3621**	719.	786.	823.
	41 7/8″	42″	12 1/2″	21″	**DS3PMNS4221**	742.	813.	849.
	47 7/8″	48″	12 1/2″	21″	**DS3PMNS4821**	769.	843.	880.
	59 7/8″	60″	12 1/2″	21″	**DS3PMNS6021**	874.	963.	1,004.
	65 7/8″	66″	12 1/2″	21″	**DS3PMNS6621**	715.	785.	820.
	71 7/8″	72″	12 1/2″	21″	**DS3PMNS7221**	925.	1,021.	1,063.
Dividends Horizon Panel-Mounted Sliding Door Overhead w/ Steel Door	29 7/8″	30″	13 1/2″	21″	**DS3PMSS3021FL**	1,072.	1,178.	1,233.
	35 7/8″	36″	13 1/2″	21″	**DS3PMSS3621FL**	1,106.	1,215.	1,270.
	41 7/8″	42″	13 1/2″	21″	**DS3PMSS4221FL**	1,145.	1,252.	1,313.
	47 7/8″	48″	13 1/2″	21″	**DS3PMSS4821FL**	1,172.	1,286.	1,347.
	59 7/8″	60″	13 1/2″	21″	**DS3PMSS6021FL**	1,343.	1,477.	1,546.
	65 7/8″	66″	13 1/2″	21″	**DS3PMSS6621FL**	1,381.	1,517.	1,589.
	71 7/8″	72″	13 1/2″	21″	**DS3PMSS7221FL**	1,409.	1,547.	1,617.
Dividends Horizon Panel-Mounted Sliding Door Overhead w/ Laminate Door	29 7/8″	30″	13 1/2″	21″	**DS3PMSL3021FL**	1,771.	1,947.	2,028.
	35 7/8″	36″	13 1/2″	21″	**DS3PMSL3621FL**	1,823.	2,000.	2,092.
	41 7/8″	42″	13 1/2″	21″	**DS3PMSL4221FL**	1,879.	2,059.	2,156.
	47 7/8″	48″	13 1/2″	21″	**DS3PMSL4821FL**	1,936.	2,120.	2,212.
	59 7/8″	60″	13 1/2″	21″	**DS3PMSL6021FL**	1,983.	2,181.	2,273.
	65 7/8″	66″	13 1/2″	21″	**DS3PMSL6621FL**	2,034.	2,237.	2,334.
	71 7/8″	72″	13 1/2″	21″	**DS3PMSL7221FL**	2,089.	2,294.	2,393.
Dividends Horizon Panel-Mounted Sliding Door Overhead w/ Veneer Door	29 7/8″	30″	13 1/2″	21″	**DS3PMSV3021FL**	1,931.	2,118.	2,211.
	35 7/8″	36″	13 1/2″	21″	**DS3PMSV3621FL**	1,998.	2,197.	2,293.
	41 7/8″	42″	13 1/2″	21″	**DS3PMSV4221FL**	2,073.	2,273.	2,376.
	47 7/8″	48″	13 1/2″	21″	**DS3PMSV4821FL**	2,144.	2,355.	2,461.
	59 7/8″	60″	13 1/2″	21″	**DS3PMSV6021FL**	2,215.	2,436.	2,542.
	65 7/8″	66″	13 1/2″	21″	**DS3PMSV6621FL**	2,290.	2,515.	2,625.
	71 7/8″	72″	13 1/2″	21″	**DS3PMSV7221FL**	2,365.	2,596.	2,710.

w* = nominal width
Dimensions listed under w h d are actual to the nearest 1/16″

Ordering Information

Sliding Door Overheads:

1. **Pattern number**
2. **Paint finish case**
3. **Door finish (laminate and veneer door only)**
4. **Door edge finish (laminate door only)**

Order Code

Sliding Door Overhead w/ Steel Door

Example:	**DS3PMSS3021FL /117/117**
DS3PMSS 3021FL	Pattern Number
117	Dark grey paint finish case

Included With

Sliding Door Overhead

Note: Sliding door overheads are only available in Knoll core finishes.

Options

Sliding Door Overhead

Lock/No lock
For non-locking units substitute the "L" suffix with a "N" and deduct $20.00 from the list price.

Paint Configuration Option:

Add "Y" at the end of the pattern number to specify a different paint finish on the case and sliding door. P3 pricing applies to all products with dual paint finishes.

Sliding Door Overheads
21″ High Panel-Mounted
Dividends Horizon Partial Height Door

description	w *	w	d	h	pattern number	P1	P2	P3
Dividends Horizon Panel-Mounted Sliding Door Overhead w/ Steel Door	29 7/8″	30″	13 1/2″	21″	**DS3PMSS3021PL**	$1,063.	$1,172.	$1,224.
	35 7/8″	36″	13 1/2″	21″	**DS3PMSS3621PL**	1,101.	1,204.	1,265.
	41 7/8″	42″	13 1/2″	21″	**DS3PMSS4221PL**	1,134.	1,244.	1,299.
	47 7/8″	48″	13 1/2″	21″	**DS3PMSS4821PL**	1,162.	1,277.	1,338.
	59 7/8″	60″	13 1/2″	21″	**DS3PMSS6021PL**	1,285.	1,415.	1,479.
	65 7/8″	66″	13 1/2″	21″	**DS3PMSS6621PL**	1,331.	1,456.	1,521.
	71 7/8″	72″	13 1/2″	21″	**DS3PMSS7221PL**	1,349.	1,482.	1,551.

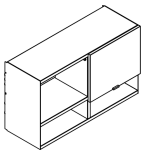

Dividends Horizon Panel-Mounted Sliding Door Overhead w/ Laminate Door	29 7/8″	30″	13 1/2″	21″	**DS3PMSL3021PL**	1,759.	1,931.	2,014.
	35 7/8″	36″	13 1/2″	21″	**DS3PMSL3621PL**	1,810.	1,987.	2,073.
	41 7/8″	42″	13 1/2″	21″	**DS3PMSL4221PL**	1,861.	2,040.	2,134.
	47 7/8″	48″	13 1/2″	21″	**DS3PMSL4821PL**	1,911.	2,097.	2,193.
	59 7/8″	60″	13 1/2″	21″	**DS3PMSL6021PL**	1,966.	2,159.	2,254.
	65 7/8″	66″	13 1/2″	21″	**DS3PMSL6621PL**	2,017.	2,213.	2,315.
	71 7/8″	72″	13 1/2″	21″	**DS3PMSL7221PL**	2,068.	2,269.	2,375.

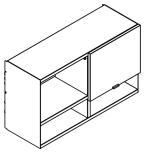

Dividends Horizon Panel-Mounted Sliding Door Overhead w/ Veneer Door	29 7/8″	30″	13 1/2″	21″	**DS3PMSV3021PL**	1,931.	2,118.	2,208.
	35 7/8″	36″	13 1/2″	21″	**DS3PMSV3621PL**	1,987.	2,182.	2,275.
	41 7/8″	42″	13 1/2″	21″	**DS3PMSV4221PL**	2,044.	2,247.	2,343.
	47 7/8″	48″	13 1/2″	21″	**DS3PMSV4821PL**	2,108.	2,309.	2,413.
	59 7/8″	60″	13 1/2″	21″	**DS3PMSV6021PL**	2,163.	2,375.	2,481.
	65 7/8″	66″	13 1/2″	21″	**DS3PMSV6621PL**	2,216.	2,438.	2,547.
	71 7/8″	72″	13 1/2″	21″	**DS3PMSV7221PL**	2,276.	2,506.	2,614.

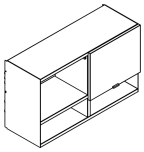

w* = nominal width
Dimensions listed under w h d are actual to the nearest 1/16″

Ordering Information

Sliding Door Overheads:

1. **Pattern number**
2. **Paint finish case**
3. **Door finish (laminate and veneer door only)**
4. **Door edge finish (laminate door only)**

Order Code

Sliding Door Overhead w/ Steel Door

Example:	**DS3PMSS3021PL /117/117**
DS3PMSS 3021PL	Pattern Number
117	Dark grey paint finish case

Included With

Sliding Door Overhead

Note: Sliding door overheads are only available in Knoll core finishes.

Options

Sliding Door Overhead

Lock/No lock
For non-locking units substitute the "L" suffix with a "N" and deduct $20.00 from the list price.

Paint Configuration Option:

Add "Y" at the end of the pattern number to specify a different paint finish on the case and sliding door. P3 pricing applies to all products with dual paint finishes.

Sliding Door Overheads
14″ High Wall-Mounted
Dividends Horizon and Template Doors

description	w *	w	d	h	pattern no.	P1	P2	P3
Dividends Horizon Wall-Mounted Sliding Door Overhead without Door	35 7/8″	36″	14″	14″	**DS3WMN3614**	$1,201.	$1,325.	$1,382.
	42 7/8″	42″	14″	14″	**DS3WMN4214**	1,270.	1,405.	1,462.
	47 7/8″	48″	14″	14″	**DS3WMN4814**	1,337.	1,467.	1,532.
	59 7/8″	60″	14″	14″	**DS3WMN6014**	1,823.	2,006.	2,096.
	71 7/8″	72″	14″	14″	**DS3WMN7214**	1,976.	2,179.	2,273.

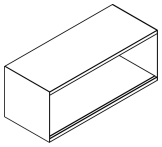

Dividends Horizon Wall-Mounted Sliding Door Overhead w/ Steel Door	35 7/8″	36″	15″	14″	**DS3WMSS3614L**	1,510.	1,661.	1,737.
	42 7/8″	42″	15″	14″	**DS3WMSS4214L**	1,588.	1,748.	1,825.
	47 7/8″	48″	15″	14″	**DS3WMSS4814L**	1,651.	1,816.	1,898.
	59 7/8″	60″	15″	14″	**DS3WMSS6014L**	2,156.	2,370.	2,481.
	71 7/8″	72″	15″	14″	**DS3WMSS7214L**	2,318.	2,548.	2,666.

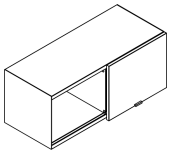

Dividends Horizon Wall-Mounted Sliding Door Overhead w/ Laminate Door	35 7/8″	36″	15″	14″	**DS3WMSL3614L**	2,017.	2,017.	2,017.
	42 7/8″	42″	15″	14″	**DS3WMSL4214L**	2,092.	2,092.	2,092.
	47 7/8″	48″	15″	14″	**DS3WMSL4814L**	2,163.	2,163.	2,163.
	59 7/8″	60″	15″	14″	**DS3WMSL6014L**	2,686.	2,686.	2,686.
	71 7/8″	72″	15″	14″	**DS3WMSL7214L**	2,862.	2,862.	2,862.

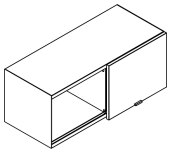

Dividends Horizon Wall-Mounted Sliding Door Overhead w/ Veneer Door	35 7/8″	36″	15″	14″	**DS3WMSV3614L**	2,340.	2,340.	2,340.
	41 7/8″	42″	15″	14″	**DS3WMSV4214L**	2,426.	2,426.	2,426.
	47 7/8″	48″	15″	14″	**DS3WMSV4814L**	2,526.	2,526.	2,526.
	59 7/8″	60″	15″	14″	**DS3WMSV6014L**	3,057.	3,057.	3,057.
	71 7/8″	72″	15″	14″	**DS3WMSV7214L**	3,265.	3,265.	3,265.

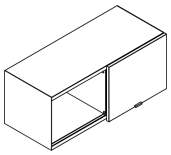

Ordering Information

Sliding Door Overheads:

1. **Pattern number**
2. **Paint finish case**
3. **Door finish (laminate and veneer door only)**
4. **Door edge finish (laminate door only)**

Order Code

Sliding Door Overhead

Example:	**DS3WMSS4214N /118/118**
DS3WM	Pattern Number
SS	Steel Door
42	Width
14	Height
N	No lock
118	Bright White Paint Finish
118	Bright White Paint Finish

Included With

Sliding Door Overhead

Wall mount cleat Hardware

Specify one of the following for Template Glass door option:
(Temp) = Clear
(GL13) = Powder
(GL25) = Bronze
(GL35) = Grey

Options

Sliding Door Overhead

Lock Option:
For non-locking units substitute the "L" suffix with a "N" and deduct $20.00 from the list price.

Paint Configuration Option:

Add "Y" at the end of the pattern number to specify a different paint finish on the case and sliding door. P3 pricing applies to all products with dual paint finishes.

Note: Sliding door overheads are only available in Knoll core finishes.

Overheads on this page accept LED task lights only.

Sliding Door Overheads
14″ High Wall-Mounted
Dividends Horizon and Template Doors

description	w *	w	d	h	pattern no.	P1	P2	P3
Template Wall-Mounted Sliding Door Overhead w/Steel or Glass Doors	35 7/8″	36″	15″	14″	**DS3WMT(S/G)3614L**	$1,482.	$1,635.	$1,712.
	42 7/8″	42″	15″	14″	**DS3WMT(S/G)4214L**	1,566.	1,724.	1,803.
	47 7/8″	48″	15″	14″	**DS3WMT(S/G)4814L**	1,635.	1,793.	1,879.
	59 7/8″	60″	15″	14″	**DS3WMT(S/G)6014L**	2,148.	2,365.	2,471.
	71 7/8″	72″	15″	14″	**DS3WMT(S/G)7214L**	2,324.	2,559.	2,673.

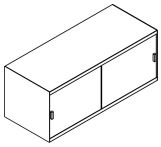

Ordering Information

Sliding Door Overheads:

1. **Pattern number**
2. **Paint finish case**
3. **Door finish (laminate and veneer door only)**
4. **Door edge finish (laminate door only)**

Order Code

Sliding Door Overhead

Example:	**DS3WMSS4214N /118/118**
DS3WM	Pattern Number
SS	Steel Door
42	Width
14	Height
N	No lock
118	Bright White Paint Finish
118	Bright White Paint Finish

Included With

Sliding Door Overhead

Wall mount cleat Hardware

Specify one of the following for Template Glass door option:
(Temp) = Clear
(GL13) = Powder
(GL25) = Bronze
(GL35) = Grey

Options

Sliding Door Overhead

Lock Option:
For non-locking units substitute the "L" suffix with a "N" and deduct $20.00 from the list price.

Paint Configuration Option:

Add "Y" at the end of the pattern number to specify a different paint finish on the case and sliding door. P3 pricing applies to all products with dual paint finishes.

Note: Sliding door overheads are only available in Knoll core finishes.

Overheads on this page accept LED task lights only.

Sliding Door Overheads
14″ High Shared Center-Mounted Dividends Horizon and Template Doors

description	w *	w	d	h	pattern no.	P1	P2	P3
Dividends Horizon Shared Top-Mounted Sliding Door Overhead without Door	35 7/8″	36″	14″	14″	**DS3SMN3614**	$1,612.	$1,775.	$1,857.
	42 7/8″	42″	14″	14″	**DS3SMN4214**	1,681.	1,852.	1,938.
	47 7/8″	48″	14″	14″	**DS3SMN4814**	1,733.	1,904.	1,992.
	59 7/8″	60″	14″	14″	**DS3SMN6014**	2,050.	2,256.	2,361.
	71 7/8″	72″	14″	14″	**DS3SMN7214**	2,142.	2,355.	2,463.
Template Shared Top-Mounted Sliding Door Overhead with Steel Doors	35 7/8″	36″	15″	14″	**DS3SMT(S/G)3614L**	1,906.	2,097.	2,193.
	42 7/8″	42″	15″	14″	**DS3SMT(S/G)4214L**	1,987.	2,185.	2,281.
	47 7/8″	47″	15″	14″	**DS3SMT(S/G)4814L**	2,031.	2,237.	2,334.
	59 7/8″	60″	15″	14″	**DS3SMT(S/G)6014L**	2,370.	2,608.	2,725.
	71 7/8″	72″	15″	14″	**DS3SMT(S/G)7214L**	2,508.	2,759.	2,882.
Dividends Horizon Shared Top-Mounted Sliding Door Overhead with Steel Door	35 7/8″	36″	15″	14″	**DS3SMSS3614L**	2,014.	2,213.	2,316.
	42 7/8″	42″	15″	14″	**DS3SMSS4214L**	2,093.	2,302.	2,401.
	47 7/8″	48″	15″	14″	**DS3SMSS4814L**	2,142.	2,355.	2,463.
	59 7/8″	60″	15″	14″	**DS3SMSS6014L**	2,472.	2,721.	2,846.
	71 7/8″	72″	15″	14″	**DS3SMSS7214L**	2,608.	2,866.	3,000.
Dividends Horizon Shared Top-Mounted Sliding Door Overhead with Laminate Door	35 7/8″	36″	15″	14″	**DS3SMSL3614L**	3,093.	3,093.	3,093.
	42 7/8″	42″	15″	14″	**DS3SMSL4214L**	3,163.	3,163.	3,163.
	47 7/8″	48″	15″	14″	**DS3SMSL4814L**	3,222.	3,222.	3,222.
	59 7/8″	60″	15″	14″	**DS3SMSL6014L**	3,564.	3,564.	3,564.
	71 7/8″	72″	15″	14″	**DS3SMSL7214L**	3,718.	3,718.	3,718.

Ordering Information

Sliding Door Overheads:

1. **Pattern number**
2. **Case paint finish**
3. **Door finish (laminate and veneer door only)**
4. **Door edge finish (laminate door only)**

Order Code

Sliding Door Overhead

Example:	**DS3SMSS4214N /118/118**
DS3SM	Pattern Number
SS	Steel Door
42	Width
14	Height
N	No lock
118	Bright White Paint Finish
118	Bright White Paint Finish

Included With

Sliding Door Overhead

Hardware

Specify one of the following for Template Glass door option:
(Temp) = Clear
(GL13) = Powder
(GL25) = Bronze
(GL35) = Grey

Options

Sliding Door Overhead

Lock Option:
For non-locking units substitute the "L" suffix with a "N" and deduct $20.00 from the list price. Deduct $40.00 for shared overheads.

Paint Configuration Option:

Add "Y" at the end of the pattern number to specify a different paint finish on the case and sliding door. P3 pricing applies to all products with dual paint finishes.

Note: Sliding door overheads are only available in Knoll core finishes.

Note: Center-mounted sliding door overheads mount on full view panels only and must mount on module with panel widths.

Overheads on this page accept LED task lights only.

Sliding Door Overheads
14″ High Shared Center-Mounted Dividends Horizon and Template Doors

description	w *	w	d	h	pattern no.	P1	P2	P3
Dividends Horizon Shared Top-Mounted Sliding Door Overhead with Veneer Door	35 7/8″	36″	15″	14″	**DS3SMSV3614L**	$3,738.	$3,738.	$3,738.
	42 7/8″	42″	15″	14″	**DS3SMSV4214L**	3,833.	3,833.	3,833.
	47 7/8″	48″	15″	14″	**DS3SMSV4814L**	3,942.	3,942.	3,942.
	59 7/8″	60″	15″	14″	**DS3SMSV6014L**	4,305.	4,305.	4,305.
	71 7/8″	72″	15″	14″	**DS3SMSV7214L**	4,523.	4,523.	4,523.

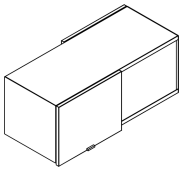

Ordering Information

Sliding Door Overheads:

1. **Pattern number**
2. **Case paint finish**
3. **Door finish (laminate and veneer door only)**
4. **Door edge finish (laminate door only)**

Order Code

Sliding Door Overhead

Example:	**DS3SMSS4214N /118/118**
DS3SM	Pattern Number
SS	Steel Door
42	Width
14	Height
N	No lock
118	Bright White Paint Finish
118	Bright White Paint Finish

Included With

Sliding Door Overhead

Hardware

Specify one of the following for Template Glass door option:
(Temp) = Clear
(GL13) = Powder
(GL25) = Bronze
(GL35) = Grey

Options

Sliding Door Overhead

Lock Option:
For non-locking units substitute the "L" suffix with a "N" and deduct $20.00 from the list price. Deduct $40.00 for shared overheads.

Paint Configuration Option:

Add "Y" at the end of the pattern number to specify a different paint finish on the case and sliding door. P3 pricing applies to all products with dual paint finishes.

Note: Sliding door overheads are only available in Knoll core finishes.

Note: Center-mounted sliding door overheads mount on full view panels only and must mount on module with panel widths.

Overheads on this page accept LED task lights only.

Sliding Door Overheads
14″ High Individual Center-Mounted Dividends Horizon Doors / Template Doors

description	w *	w	d	h	pattern no.	P1	P2	P3	LAM	V1
Dividends Horizon Individual Center-Mounted Overhead without Door	35⅞″	36″	14″	14″	**DS3CMN3614**	$1,291.	$1,419.	$1,482.		
	41⅞″	42″	14″	14″	**DS3CMN4214**	1,346.	1,480.	1,549.		
	47⅞″	48″	14″	14″	**DS3CMN4814**	1,381.	1,517.	1,589.		
	59⅞″	60″	14″	14″	**DS3CMN6014**	1,925.	2,117.	2,211.		
	71⅞″	72″	14″	14″	**DS3CMN7214**	2,024.	2,231.	2,326.		
Template Individual Center-Mounted Sliding Door Overhead with Steel Doors	35⅞″	36″	15″	14″	**DS3CMT(S/G)3614L**	1,545.	1,700.	1,776.		
	42⅞″	42″	15″	14″	**DS3CMT(S/G)4214L**	1,611.	1,771.	1,856.		
	47⅞″	48″	15″	14″	**DS3CMT(S/G)4814L**	1,651.	1,816.	1,898.		
	59⅞″	60″	15″	14″	**DS3CMT(S/G)6014L**	2,247.	2,471.	2,582.		
	71⅞″	72″	15″	14″	**DS3CMT(S/G)7214L**	2,373.	2,609.	2,728.		
Dividends Horizon Individual Center-Mounted Sliding Door Overhead with Steel Doors	35⅞″	36″	15″	14″	**DS3CMSS3614L**	1,705.	1,877.	1,959.	0.	0.
	41⅞″	42″	15″	14″	**DS3CMSS4214L**	1,767.	1,948.	2,035.		
	47⅞″	48″	15″	14″	**DS3CMSS4814L**	1,816.	1,998.	2,092.		
	59⅞″	60″	15″	14″	**DS3CMSS6014L**	2,179.	2,392.	2,505.		
	71⅞″	72″	15″	14″	**DS3CMSS7214L**	2,301.	2,532.	2,647.		

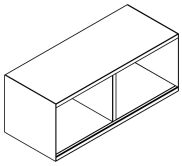

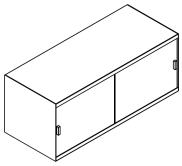

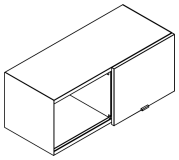

Ordering Information

Sliding Door Overheads:

1. **Pattern number**
2. **Case paint finish**
3. **Door finish**
4. **Door edge finish (laminate door only)**

Order Code

Sliding Door Overhead

Example:	**DS3CMTS4214N /118/118**
DS3CM	Pattern Number
T	Template Style Door
S	Steel Door
42	Width
14	Height
N	No lock
118	Bright White Paint Finish
118	Bright White Paint Finish

Included With

Sliding Door Overhead

Hardware

Specify one of the following for Template Glass door option:
(Temp) = Clear
(GL13) = Powder
(GL25) = Bronze
(GL35) = Grey

Options

Sliding Door Overhead

Lock Option:
For non-locking units substitute the "L" suffix with a "N" and deduct $20.00 from the list price.

Paint Configuration Option:
Add "Y" at the end of the pattern number to specify a different paint finish on the case and sliding door. P3 pricing applies to all products with dual paint finishes.

Note: Sliding door overheads are only available in Knoll core finishes.

Note: Center-mounted sliding door overheads mount on full view panels only and must mount on module with panel widths.

Overheads on this page accept LED task lights only.

Sliding Door Overheads

14″ High Individual Center-Mounted Dividends Horizon Doors / Template Doors

description	w *	w	d	h	pattern no.	P1	P2	P3	LAM	V1
Dividends Horizon Individual Center-Mounted Sliding Door Overhead with Laminate Doors	35 7/8″	36″	15″	14″	**DS3CMSL3614L**	n/a	n/a	n/a	$2,216.	n/a
	41 7/8″	42″	15″	14″	**DS3CMSL4214L**	n/a	n/a	n/a	2,282.	n/a
	47 7/8″	48″	15″	14″	**DS3CMSL4814L**	n/a	n/a	n/a	2,334.	n/a
	59 7/8″	60″	15″	14″	**DS3CMSL6014L**	n/a	n/a	n/a	2,714.	n/a
	71 7/8″	72″	15″	14″	**DS3CMSL7214L**	n/a	n/a	n/a	2,846.	n/a

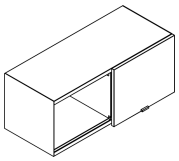

Dividends Horizon Individual Center-Mounted Sliding Door Overhead with Veneer Doors	35 7/8″	36″	15″	14″	**DS3CMSV3614L**	n/a	n/a	n/a	n/a	2,538.
	41 7/8″	42″	15″	14″	**DS3CMSV4214L**	n/a	n/a	n/a	n/a	2,616.
	47 7/8″	48″	15″	14″	**DS3CMSV4814L**	n/a	n/a	n/a	n/a	2,700.
	59 7/8″	60″	15″	14″	**DS3CMSV6014L**	n/a	n/a	n/a	n/a	3,077.
	71 7/8″	72″	15″	14″	**DS3CMSV7214L**	n/a	n/a	n/a	n/a	3,246.

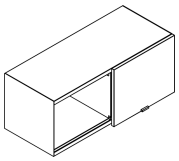

Ordering Information

Sliding Door Overheads:

1. **Pattern number**
2. **Case paint finish**
3. **Door finish**
4. **Door edge finish (laminate door only)**

Order Code

Sliding Door Overhead

Example:	**DS3CMTS4214N /118/118**
DS3CM	Pattern Number
T	Template Style Door
S	Steel Door
42	Width
14	Height
N	No lock
118	Bright White Paint Finish
118	Bright White Paint Finish

Included With

Sliding Door Overhead

Hardware

Specify one of the following for Template Glass door option:
(Temp) = Clear
(GL13) = Powder
(GL25) = Bronze
(GL35) = Grey

Options

Sliding Door Overhead

Lock Option:
For non-locking units substitute the "L" suffix with a "N" and deduct $20.00 from the list price.

Paint Configuration Option:
Add "Y" at the end of the pattern number to specify a different paint finish on the case and sliding door. P3 pricing applies to all products with dual paint finishes.

Note: Sliding door overheads are only available in Knoll core finishes.

Note: Center-mounted sliding door overheads mount on full view panels only and must mount on module with panel widths.

Overheads on this page accept LED task lights only.

Up Mounted Overheads
Dividends and Series 2

description	w *	w	d	h	pattern no.	P1	P2	P3	V1-P1	V1-P2	V1-P3
Series 2 Overhead Cabinet With Enclosed Back and Lock	30″	29 7/8″	14 1/8″	15″	**DS2UM30L**	$1,118.	$1,288.	$1,339.	$1,508.	$1,678.	$1,729.
	36″	35 7/8″	14 1/8″	15″	**DS2UM36L**	1,153.	1,330.	1,385.	1,556.	1,733.	1,788.
	42″	41 7/8″	14 1/8″	15″	**DS2UM42L**	1,193.	1,369.	1,430.	1,615.	1,791.	1,852.
	48″	47 7/8″	14 1/8″	15″	**DS2UM48L**	1,213.	1,394.	1,455.	1,701.	1,882.	1,943.
	54″	53 7/8″	14 1/8″	15″	**DS2UM54L**	1,629.	1,877.	1,955.	2,379.	2,627.	2,705.
	60″	59 7/8″	14 1/8″	15″	**DS2UM60L**	1,629.	1,877.	1,955.	2,412.	2,660.	2,738.
	66″	65 7/8″	14 1/8″	15″	**DS2UM66L**	1,702.	1,959.	2,046.	2,485.	2,742.	2,829.
	72″	71 7/8″	14 1/8″	15″	**DS2UM72L**	1,702.	1,959.	2,046.	2,485.	2,742.	2,829.
Overhead Upmount Brackets (Pair)		7/8″	12 3/16″	11 3/4″	**DB1U18**	121.	131.	136.	n/a	n/a	n/a

w* = nominal width
Dimensions listed under w h d are actual to the nearest 1/16″

Ordering Information

Upmount Overhead Cabinet

1. **Pattern Number**
2. **Paint Finish**
3. **Door End Cap Finish**

Series 2 Overhead Cabinet

1. **Pattern Number**
2. **Paint Finish**

Order Code

Upmount Overhead Cabinet

Example:	**DS1E 30L, 113, 113**
DS1E 30L	Pattern Number
113	Dark grey paint finish
113	Dark grey end cap finish

Series 2 Overhead Cabinet

Example:	**DS2UM 30L, 115**
DS2UM 30L	Pattern Number
115	Medium grey paint finish

Included with:

Upmount Overhead Cabinet

Series 2 Overhead Cabinet

Up Mount overheads include an enclosed back.

Up Mount brackets are required and must be ordered separately.

Options

Upmount Overhead Cabinet
To specify overhead cabinet without locks, replace the "L" suffix from the pattern number with "N"
Deduct $20For 54″, 60″, 66″ and 72″ overhead cabinets Deduct $40

To specify Touchdown overhead cabinet, add "E" as the 2nd to last digit of the pattern number
*Example:***DS3PML48EL**
(Add $163 for cabinet widths of 48″ or less. Add $327 for cabinet widths of 54″ or greater).

Series 2 Up Mount Overhead Finish Option:
Add a "Y" to the end of the pattern number to specify a front color that is different than the case color. Use P3 pricing for this dual finish option.

Overhead Bookshelf
7 1/4″ High

description	w *	w	d	h	pattern no.	P1	P2	P3
Overhead Bookshelf	24″	23 7/8″	14 1/8″	7 1/4″	**DS1S 24**	$262.	$293.	$307.
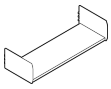	30″	29 7/8″	14 1/8″	7 1/4″	**DS1S 30**	262.	293.	307.
	36″	35 7/8″	14 1/8″	7 1/4″	**DS1S 36**	278.	293.	308.
	42″	41 7/8″	14 1/8″	7 1/4″	**DS1S 42**	291.	308.	320.
	48″	47 7/8″	14 1/8″	7 1/4″	**DS1S 48**	306.	316.	331.
	54″	53 7/8″	14 1/8″	7 1/4″	**DS1S 54**	325.	345.	359.
	60″	59 7/8″	14 1/8″	7 1/4″	**DS1S 60**	325.	345.	359.
	66″	65 7/8″	14 1/8″	7 1/4″	**DS1S 66**	353.	375.	393.
	72″	71 7/8″	14 1/8″	7 1/4″	**DS1S 72**	353.	375.	393.

w* = nominal width
Dimensions listed under w h d are actual to the nearest 1/16″

Ordering Information	Order Code		Included with:
Overhead Bookshelf **1. Pattern Number** **2. Paint Finish**	**Overhead Bookshelf** *Example:* **DS1S 60, 113** **DS1S 60** Pattern Number **113** Dark Grey Finish		**Note: An upcharge applies when specifying a Legacy laminate. See Legacy finish page for more information.**

Mounting Brackets and Accessories

Overhead Backstop, Wall-mount Brackets and Currents Downmount Brackets

description	w *	w	d	h	pattern no.	black	P1	P2	P3
Overhead Back Stop (Dark Grey Only)	24″	23 11/16″	5/8″	1 7/16″	**DS1BS 24**		$4.	n/a	n/a
	30″	29 11/16″	5/8″	1 7/16″	**DS1BS 30**		4.	n/a	n/a
	36″	35 11/16″	5/8″	1 7/16″	**DS1BS 36**		4.	n/a	n/a
	42″	41 11/16″	5/8″	1 7/16″	**DS1BS 42**		9.	n/a	n/a
	48″	47 11/16″	5/8″	1 7/16″	**DS1BS 48**		9.	n/a	n/a
	54″	53 11/16″	5/8″	1 7/16″	**DS1BS 54**		13.	n/a	n/a
	60″	59 11/16″	5/8″	1 7/16″	**DS1BS 60**		13.	n/a	n/a
	66″	65 11/16″	5/8″	1 7/16″	**DS1BS 66**		13.	n/a	n/a
	72″	71 11/16″	5/8″	1 7/16″	**DS1BS 72**		13.	n/a	n/a
14″ H Overhead Wall-Mount Bracket	24″	24″	1/2″	1 4 1/4″	**DS1WM 24**	124.	131.	135.	138.
	30″	30″	1/2″	1 4 1/4″	**DS1WM 30**	124.	131.	135.	138.
	36″	36″	1/2″	1 4 1/4″	**DS1WM 36**	132.	136.	139.	150.
	42″	42″	1/2″	1 4 1/4″	**DS1WM 42**	142.	151.	164.	169.
	48″	48″	1/2″	1 4 1/4″	**DS1WM 48**	158.	168.	172.	179.
Overhead Shelf-Mount Bracket	30″	30″	1/2″	7″	**DS1SWM 30**		218.	234.	254.
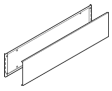	36″	36″	1/2″	7″	**DS1SWM 36**		228.	258.	272.
	42″	42″	1/2″	7″	**DS1SWM 42**		254.	283.	291.
	48″	48″	1/2″	7″	**DS1SWM 48**		277.	301.	308.
Dividends Series 2 Downmount Brackets (For Currents spine use)	24″				**DSCSWDB24**		401.	n/a	n/a
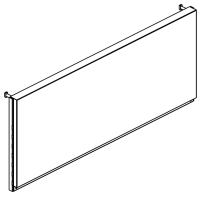	30″				**DSCSWDB30**		414.	n/a	n/a
	36″				**DSCSWDB36**		424.	n/a	n/a
	42″				**DSCSWDB42**		438.	n/a	n/a
	48″				**DSCSWDB48**		447.	n/a	n/a

w* = nominal width
Dimensions listed under w h d are actual to the nearest 1/16″

Ordering Information	Order Code	Included with:	Options
Overhead Wall-Mount Bracket **1. Pattern Number** **Overhead Back Stop** **1. Pattern Number**	**Overhead Wall-Mount Bracket** *Example:* **DS1WM 30** **DS1WM 30** Pattern Number **Overhead Back Stop** *Example:* **DB1BS 30** **DB1BS 30** Pattern Number	**Overhead Wall-Mount Bracket** **Overhead Back Stop**	**Overhead Wall-Mount Bracket** **Overhead Back Stop**

Mounting Brackets and Accessories
Upmount Brackets, Vertical Dividers and Lock Retrofit Kit

description	pattern no.	black	P1	P2	P3
Vertical Dividers (for flip-up overheads and open shelves) Package of 4	**DS1 VD**	$172.	$179.	$186.	$194.
Overhead Cabinet Lock Retrofit Kit	**DS1 OHL**	98.	n/a	n/a	n/a
Overhead Upmount Brackets (Pair)	**DB1U18**	n/a	121.	131.	136.

Ordering Information	Order Code	Included with:	Options
Vertical Dividers **1. Pattern Number**	**Vertical Dividers** *Example:* **DS1 VD**	**Vertical Dividers** **(4) Vertical dividers**	**Vertical Dividers**

Task Lights
Cord Management Clip

description	type	w	d	h	pattern no.	list
LED Task Light	Use with 36″ and wider overhead (48 LED's)	31″	2″	½″	**DL4L31**	$1,293.
	Use with 44″ and wider overhead (72 LED's)	44″	2″	½″	**DL4L44**	1,686.
	Use with 66″ and wider overhead (96 LED's)	58″	2″	½″	**DL4L58**	2,114.
	Use with 24″ and wider overhead (24 LED's)	17″	2″	½″	**DL4L17**	774.
Cord management clip	(package of 50)				**DL3TC**	74.

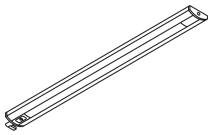

Ordering Information

Task Lights

1. Pattern Number

Cord Management Clip

1. Pattern Number

Order Code

LED Task Light

Example:	**DL4L17**
DL4	Task Light
L	LED
17	Width

Included with:

LED Task Lights:
Includes LED's, power supply with 9-12' cord and mounting hardware. Housings are clear anodized aluminum with white color end-caps.

Cord Management Clips:
Additional clips must be ordered separately.

Options

LED Task Lights:
Power cord is able to attach to either end of fixture.

Notes:
All task lights mount into the recess in the underside of overhead cabinets and shelves at least 6″ wider than task light width.

All task lights are TCLP compliant and meet requirements of California Title 20 and Title 24.

Pedestals

Series 2 Floorstanding, Doublewide and Mobile 18″, 24″ and 30″ Depths

description	type	d*	d	w	h	pattern no.	P1	P2	P3
Series 2 Floorstanding Pedestals with Locks	6/6/12 w/back	18″	17 1/2″	14 7/8″	26 7/8″	**DS2PF L18A**	$1,012.	$1,163.	$1,214.
	12/12 w/back	18″	17 1/2″	14 7/8″	26 7/8″	**DS2PF L18B**	972.	1,120.	1,167.
	6/6/12 with back	24″	23 1/2″	14 7/8″	26 7/8″	**DS2PF L24AB**	1,021.	1,176.	1,220.
	12/12 with back	24″	23 1/2″	14 7/8″	26 7/8″	**DS2PF L24BB**	977.	1,121.	1,165.
	6/6/12 w/back	30″	29 1/2″	14 7/8″	26 7/8″	**DS2PF L30A**	1,167.	1,343.	1,406.
	12/12 w/back	30″	29 1/2″	14 7/8″	26 7/8″	**DS2PF L30B**	1,116.	1,281.	1,337.
Series 2 Mobile Pedestals with Locks	6/6/12	18″	16 3/4″	14 7/8″	26 3/8″	**DS2PM L18A**	1,469.	1,684.	1,758.
	12/12	18″	16 3/4″	14 7/8″	26 3/8″	**DS2PM L18B**	1,420.	1,637.	1,708.
	6/12	18″	16 3/4″	14 7/8″	20 5/8″	**DS2PM L18F**	1,305.	1,504.	1,567.
	6/6/12	24″	22 3/4″	14 7/8″	26 3/8″	**DS2PM L24A**	1,219.	1,408.	1,469.
	12/12	24″	22 3/4″	14 7/8″	26 3/8″	**DS2PM L24B**	1,219.	1,408.	1,469.
	6/12	24″	22 3/4″	14 7/8″	20 5/8″	**DS2PM L24F**	1,095.	1,258.	1,309.
Series 2 Doublewide Pedestals with Locks	12/12	19″	18 3/4″	30″	26 7/8″	**DS2DW 30L**	1,505.	1,733.	1,807.
	12/12	19″	18 3/4″	36″	26 7/8″	**DS2DW 36L**	1,590.	1,832.	1,910.

d* = nominal depth
Dimensions listed under d w h are actual to the nearest 1/16″

Ordering Information

Pedestals

1. **Pattern Number**
2. **Paint Finish**

Order Code

Floorstanding Pedestals

Example:	**DS2PF L24AB, 117**
DS2PF L24AB	Pattern Number
117	Soft Grey paint finish

Doublewide Pedestals

Example:	**DS2DW 30L, 113**
DS2DW 30L	Pattern Number
113	Dark grey paint finish

Included with:

Floorstanding Pedestals

All above listed patterns include finished back.

Mobile Pedestals

- **Hanging file bar not included in 24″ deep mobile pedestals, file support channel may be specified separately.**

Doublewide Pedestals

- **Hanging File Bar (front-to-back)**
- **Hanging file rail (side-to-side)**

Doublewide pedestals are not intended for freestanding use and must be secured beneath a panel supported worksurface.

Options

Floorstanding Pedestals

- **To specify pedestals without locks, replace the "L"suffix with an "N". Deduct $15**

Doublewide Pedestals

- **To specify pedestals without locks, replace the "L"suffix with an "N". Deduct $20**

Mobile Pedestals

- **To specify a Series 2 mobile pedestal without a steel top, replace "M" character with "O" in the pattern number ie. DS2P(O)L24A Deduct $35**
- **Add $55 list for mobile handle. Add a "P" between the "L" lock code and the case size to designate the handle option, example (DS2PMLP24A)**

Full Extension Drawer Slide Option

To specify full extension drawer slides for box drawers, add "F" at the end of the pattern number and add $25 to the list price.

Pedestals
Accessories
Drawer Organizers, Grommet Kits and Lock Retrofit Kits

description	type	w	d	h	pattern no.	list
Pencil Tray	Black finish	13 1/4″	5 7/8″	7/8″	**DS2PPTN**	$61.
	Clear finish	13 1/4″	5 7/8″	7/8″	**DS2PPTC**	71.
Hanging File Bar		12 3/16″	2 15/16″	1/2″	**DS1PFS**	54.
Drawer Divider, Box	version 1 (shown)	12 3/8″	3″	3 1/8″	**DS1PBD**	54.
	version 2	4 7/16″	2 1/4″	4 1/4″	**DS2PBD**	95.
Drawer Divider, File	version 1 (shown)	10	3 5/8″	6 3/8″	**DS1PFD**	54.
	version 2	11 7/8″	2 1/4″	9 1/8″	**DS2PFD**	102.
Stationary Inserts, box (4 trays)		13	15/16″	8 7/8″	**DS1PST**	284.
Worksurface Grommet Kit (Dark Grey)		2 3/16″	2 5/16″	1 3/8″	**D1WSG**	40.
Dividends Floorstanding Pedestal Lock Retrofit Kit					**DS1LKKT**	121.
Series 2 Floorstanding Pedestal Lock Retrofit Kit	24″ ped only				**DS2LKKT**	97.
Dividends Doublewide Pedestal Lock Retrofit Kit					**DS1DWDPL**	108.
Series 2 Doublewide Pedestal Lock Retrofit Kit		30″			**DS2DWDPL30**	105.
		36″			**DS2DWDPL36**	108.
End panel to Dividends panel brackets					**BC1EPDPB(L/R)**	51.

Ordering Information	Order Code	Specification Information	Options
Pencil Tray **1. Pattern Number**	**Pencil Tray** *Example:* **DS2PPT** **DS2PPT** Pattern Number	**Version 1 drawer dividers and stationary inserts are compatible with all pedestals shipped prior to March 21, 2022, all 24″ deep pedestals without finished back, and all 24″ deep mobile pedestals.** **Version 2 drawer dividers are compatible with 18″ deep mobile pedestals and floorstanding pedestals with finished back shipped after March 21, 2022.** **Stationary inserts are not compatible with 18″ deep mobile pedestals or floorstanding pedestals with finished back shipped on or after March 21, 2022.** **DS1PFS file support channel is compatible with 24″ deep mobile pedestals and floorstanding pedestals without finished back.**	

Credenzas
Single Depth with Steel Top With or Without a Sliding Door

description	w	h	d	pattern no.	P1	P2	P3
Credenza without Door	42″	24″	13 5/16″	**DS4LC1ANS42N**	$1,077.	$1,183.	$1,238.
	48″	24″	13 5/16″	**DS4LC1ANS48N**	1,106.	1,214.	1,272.
	54″	24″	13 5/16″	**DS4LC1ANS54N**	1,232.	1,357.	1,419.
	60″	24″	13 5/16″	**DS4LC1ANS60N**	1,245.	1,371.	1,434.
	66″	24″	13 5/16″	**DS4LC1ANS66N**	1,282.	1,409.	1,473.
	72″	24″	13 5/16″	**DS4LC1ANS72N**	1,336.	1,468.	1,529.
Credenza with Steel Sliding Door	42″	24″	13 5/16″	**DS4LC1BSS42L**	1,335.	1,464.	1,525.
	48″	24″	13 5/16″	**DS4LC1BSS48L**	1,358.	1,496.	1,561.
	54″	24″	13 5/16″	**DS4LC1BSS54L**	1,511.	1,664.	1,737.
	60″	24″	13 5/16″	**DS4LC1BSS60L**	1,519.	1,676.	1,748.
	66″	24″	13 5/16″	**DS4LC1BSS66L**	1,566.	1,724.	1,804.
	72″	24″	13 5/16″	**DS4LC1BSS72L**	1,623.	1,778.	1,860.
Credenza with Laminate Sliding Door	42″	24″	13 5/16″	**DS4LC1BLS42L**	2,162.	2,377.	2,482.
	48″	24″	13 5/16″	**DS4LC1BLS48L**	2,216.	2,433.	2,539.
	54″	24″	13 5/16″	**DS4LC1BLS54L**	2,264.	2,490.	2,600.
	60″	24″	13 5/16″	**DS4LC1BLS60L**	2,316.	2,546.	2,656.
	66″	24″	13 5/16″	**DS4LC1BLS66L**	2,371.	2,603.	2,718.
	72″	24″	13 5/16″	**DS4LC1BLS72L**	2,425.	2,656.	2,779.
Credenza with Veneer Sliding Door	42″	24″	13 5/16″	**DS4LC1BVS42L**	2,305.	2,533.	2,648.
	48″	24″	13 5/16″	**DS4LC1BVS48L**	2,371.	2,603.	2,717.
	54″	24″	13 5/16″	**DS4LC1BVS54L**	2,435.	2,673.	2,792.
	60″	24″	13 5/16″	**DS4LC1BVS60L**	2,499.	2,744.	2,866.
	66″	24″	13 5/16″	**DS4LC1BVS66L**	2,564.	2,814.	2,939.
	72″	24″	13 5/16″	**DS4LC1BVS72L**	2,625.	2,881.	3,013.

Dimensions listed under w h d are actual to the nearest 1/16″

Ordering Information

Credenza with Sliding Door:

1. **Pattern number**
2. **Paint finish**
3. **Door finish (laminate and veneer only)**
4. **Door edge finish (laminate only)**

Credenza without Sliding Door:

1. **Pattern number**
2. **Paint finish**

Order Code

Credenza with Sliding Door:

Example:	**DS4LC1BSS42L /117**
DS4LC1B SS42L	Pattern Number
117	Dark grey paint

Credenza without a Sliding Door:

Example:	**DS4LC1ANS42N /117**
DS4LC1A NS42N	Pattern Number
117	Dark grey paint

Included with:

Credenza with or without Sliding Door:

Note: Credenzas are only available in Knoll core finishes.

Options

Credenza with or without Sliding Door:

Lock/No lock option
For non-locking credenzas with a sliding door or a drawer, substitute the "L" suffix with an "N" and deduct $20 from the list price.

Note: Credenzas with a drawer have a full back. Credenzas without a drawer have a partial back that encloses the binder storage area below the shelf.

Paint Configuration Option:
Add "Y" at the end of the pattern number to specify a different paint finish on the case and fronts. P3 pricing applies on all product with dual paint finishes.

Credenzas
Single Depth with Steel Top Without a Sliding Door and with a Drawer

description	w	h	d	pattern no.	P1	P2	P3
Credenza with Steel Drawer	42″	24″	13 5/16″	**DS4LC1CSS42L**	$1,620.	$1,721.	$1,778.
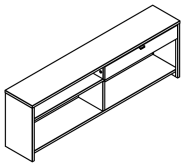	48″	24″	13 5/16″	**DS4LC1CSS48L**	1,643.	1,751.	1,807.
	54″	24″	13 5/16″	**DS4LC1CSS54L**	1,771.	1,895.	1,954.
	60″	24″	13 5/16″	**DS4LC1CSS60L**	1,785.	1,907.	1,970.
	66″	24″	13 5/16″	**DS4LC1CSS66L**	1,816.	1,948.	2,012.
	72″	24″	13 5/16″	**DS4LC1CSS72L**	1,870.	2,006.	2,073.
Credenza with Laminate Drawer	42″	24″	13 5/16″	**DS4LC1CLS42L**	1,915.	2,021.	2,079.
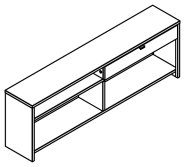	48″	24″	13 5/16″	**DS4LC1CLS48L**	1,944.	2,050.	2,104.
	54″	24″	13 5/16″	**DS4LC1CLS54L**	2,073.	2,193.	2,256.
	60″	24″	13 5/16″	**DS4LC1CLS60L**	2,085.	2,209.	2,268.
	66″	24″	13 5/16″	**DS4LC1CLS66L**	2,121.	2,248.	2,309.
	72″	24″	13 5/16″	**DS4LC1CLS72L**	2,168.	2,303.	2,371.
Credenza with Veneer Drawer	42″	24″	13 5/16″	**DS4LC1CVS42L**	1,980.	2,087.	2,141.
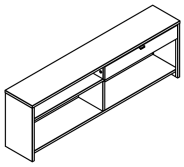	48″	24″	13 5/16″	**DS4LC1CVS48L**	2,010.	2,119.	2,174.
	54″	24″	13 5/16″	**DS4LC1CVS54L**	2,134.	2,258.	2,318.
	60″	24″	13 5/16″	**DS4LC1CVS60L**	2,147.	2,273.	2,334.
	66″	24″	13 5/16″	**DS4LC1CVS66L**	2,185.	2,309.	2,376.
	72″	24″	13 5/16″	**DS4LC1CVS72L**	2,233.	2,370.	2,435.

Dimensions listed under w h d are actual to the nearest 1/16″

Ordering Information

Credenza with a Drawer:

1. **Pattern number**
2. **Paint finish**
3. **Drawer front finish (laminate and veneer only)**
4. **Drawer front edge finish (laminate only)**

Order Code

Credenza with a Drawer:

Example:	**DS4LC1CLS42L /117/118/118**
DS4LC1C LS42L	Pattern Number
117	Dark grey paint
118	Bright white drawer front
118	Bright white drawer front edge

Included with:

Credenza with a Drawer:

Note: Credenzas are only available in Knoll core finishes.

Options

Credenza with a Drawer:

Lock/No lock option
For non-locking credenzas with a sliding door or a drawer, substitute the "L" suffix with an "N" and deduct $20 from the list price.

Note: Credenzas with a drawer have a full back. Credenzas without a drawer have a partial back that encloses the binder storage area below the shelf.

Paint Configuration Option:
Add "Y" at the end of the pattern number to specify a different paint finish on the case and fronts. P3 pricing applies on all product with dual paint finishes.

Credenzas
Single Depth with Steel Top
With a Sliding Door and with a Drawer

description	w	h	d	pattern no.	P1	P2	P3
Credenza with Steel Sliding Door and Drawer	42″	24″	13 5/16″	**DS4LC1DSS42L**	$1,869.	$2,005.	$2,071.
	48″	24″	13 5/16″	**DS4LC1DSS48L**	1,897.	2,033.	2,096.
	54″	24″	13 5/16″	**DS4LC1DSS54L**	2,046.	2,200.	2,273.
	60″	24″	13 5/16″	**DS4LC1DSS60L**	2,060.	2,212.	2,288.
	66″	24″	13 5/16″	**DS4LC1DSS66L**	2,101.	2,260.	2,340.
	72″	24″	13 5/16″	**DS4LC1DSS72L**	2,157.	2,310.	2,398.
Credenza with Laminate Sliding Door and Drawer	42″	24″	13 5/16″	**DS4LC1DLS42L**	2,703.	2,914.	3,015.
	48″	24″	13 5/16″	**DS4LC1DLS48L**	2,755.	2,971.	3,077.
	54″	24″	13 5/16″	**DS4LC1DLS54L**	2,802.	3,024.	3,138.
	60″	24″	13 5/16″	**DS4LC1DLS60L**	2,854.	3,081.	3,197.
	66″	24″	13 5/16″	**DS4LC1DLS66L**	2,906.	3,142.	3,258.
	72″	24″	13 5/16″	**DS4LC1DLS72L**	2,960.	3,197.	3,317.
Credenza with Veneer Sliding Door and Drawer	42″	24″	13 5/16″	**DS4LC1DVS42L**	2,843.	3,070.	3,187.
	48″	24″	13 5/16″	**DS4LC1DVS48L**	2,906.	3,142.	3,256.
	54″	24″	13 5/16″	**DS4LC1DVS54L**	2,974.	3,209.	3,330.
	60″	24″	13 5/16″	**DS4LC1DVS60L**	3,033.	3,278.	3,404.
	66″	24″	13 5/16″	**DS4LC1DVS66L**	3,096.	3,353.	3,475.
	72″	24″	13 5/16″	**DS4LC1DVS72L**	3,162.	3,422.	3,549.

Dimensions listed under w h d are actual to the nearest 1/16″

Ordering Information

Credenza with a Sliding Door and a Drawer:

1. **Pattern number**
2. **Paint finish**
3. **Drawer/Door finish (laminate and veneer only)**
4. **Drawer/Door edge finish (laminate only)**

Order Code

Credenza with a Sliding Door and a Drawer:

Example:	**DS4LC1DSS42L /117**
DS4LC1D SS42L	Pattern Number
117	Dark grey paint

Included with:

Credenza with a Sliding Door and a Drawer:

Note: Credenzas are only available in Knoll core finishes.

Options

Credenza with a Sliding Door and a Drawer:

Lock/No lock option
For non-locking credenzas with a sliding door or a drawer, substitute the "L" suffix with an "N" and deduct $40 from the list price.

Note: Credenzas with a drawer have a full back. Credenzas without a drawer have a partial back that encloses the binder storage area below the shelf.

Paint Configuration Option:
Add "Y" at the end of the pattern number to specify a different paint finish on the case and fronts. P3 pricing applies on all product with dual paint finishes.

Credenzas
Single Depth with Laminate Top
With or without a Sliding Door

description	w	h	d	pattern no.	P1	P2	P3
Credenza without Door	24″	24″	13 5/16″	**DS4LC1ANL24N**	$1,450.	$1,590.	$1,668.
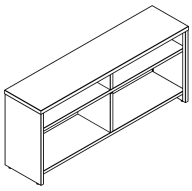	30″	24″	13 5/16″	**DS4LC1ANL30N**	1,450.	1,590.	1,668.
	36″	24″	13 5/16″	**DS4LC1ANL36N**	1,450.	1,590.	1,668.
	42″	24″	13 5/16″	**DS4LC1ANL42N**	1,450.	1,590.	1,668.
	48″	24″	13 5/16″	**DS4LC1ANL48N**	1,490.	1,640.	1,716.
	54″	24″	13 5/16″	**DS4LC1ANL54N**	1,605.	1,767.	1,849.
	60″	24″	13 5/16″	**DS4LC1ANL60N**	1,607.	1,771.	1,851.
	66″	24″	13 5/16″	**DS4LC1ANL66N**	1,664.	1,831.	1,912.
	72″	24″	13 5/16″	**DS4LC1ANL72N**	1,719.	1,894.	1,975.
Credenza with Steel Sliding Door	30″	24″	13 5/16″	**DS4LC1BSL30L**	1,688.	1,854.	1,938.
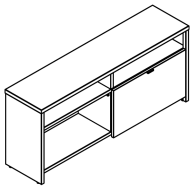	36″	24″	13 5/16″	**DS4LC1BSL36L**	1,688.	1,854.	1,938.
	42″	24″	13 5/16″	**DS4LC1BSL42L**	1,688.	1,854.	1,938.
	48″	24″	13 5/16″	**DS4LC1BSL48L**	1,726.	1,900.	1,989.
	54″	24″	13 5/16″	**DS4LC1BSL54L**	1,877.	2,068.	2,157.
	60″	24″	13 5/16″	**DS4LC1BSL60L**	1,878.	2,071.	2,160.
	66″	24″	13 5/16″	**DS4LC1BSL66L**	1,938.	2,131.	2,227.
	72″	24″	13 5/16″	**DS4LC1BSL72L**	1,993.	2,192.	2,293.
Credenza with Laminate Sliding Door	30″	24″	13 5/16″	**DS4LC1BLL30L**	2,350.	2,581.	2,698.
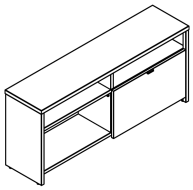	36″	24″	13 5/16″	**DS4LC1BLL36L**	2,350.	2,581.	2,698.
	42″	24″	13 5/16″	**DS4LC1BLL42L**	2,350.	2,581.	2,698.
	48″	24″	13 5/16″	**DS4LC1BLL48L**	2,425.	2,656.	2,781.
	54″	24″	13 5/16″	**DS4LC1BLL54L**	2,498.	2,743.	2,863.
	60″	24″	13 5/16″	**DS4LC1BLL60L**	2,571.	2,825.	2,947.
	66″	24″	13 5/16″	**DS4LC1BLL66L**	2,645.	2,903.	3,032.
	72″	24″	13 5/16″	**DS4LC1BLL72L**	2,716.	2,986.	3,121.

Dimensions listed under w h d are actual to the nearest 1/16″

Ordering Information

Credenza with Sliding Door:

1. **Pattern number**
2. **Paint finish**
3. **Top finish**
4. **Top edge finish**
5. **Door finish (laminate and veneer only)**
6. **Door edge finish (laminate only)**

Credenza without Sliding Door:

1. **Pattern number**
2. **Paint finish**
3. **Top finish**
4. **Top edge finish**

Order Code

Credenza with Sliding Door:

Example:	**DS4LC1BLL42L /117/118/117/118/118**
DS4LC1BLL42L	Pattern Number
117	Dark grey paint
118	Bright white top
117	Dark grey top edge
118	Bright white door
118	Bright white door edge

Credenza without a Sliding Door:

Example:	**DS4LC1ANL42N /117**
DS4LC1ANL42N	Pattern Number
117	Dark grey paint
118	Bright white top
117	Dark grey top edge

Included with:

Credenza with or without Sliding Door:

Note: Credenzas are only available in Knoll core finishes.

Options

Credenza with or without Sliding Door:

Lock/No lock option
For non-locking credenzas with sliding door or a drawer, substitute the "L" suffix with a "N" and deduct $20. from the list price.

Note: Credenzas with a drawer have a full back. Credenzas without a drawer have a partial back that encloses the binder storage area below the shelf.

Paint Configuration Option:
Add "Y" at the end of the pattern number to specify a different paint finish on the case and fronts. P3 pricing applies on all product with dual paint finishes.

Credenzas
Single Depth with Laminate Top
With or without a Sliding Door

description	w	h	d	pattern no.	P1	P2	P3
Credenza with Veneer Sliding Door	30″	24″	13 5/16″	**DS4LC1BVL30L**	$2,498.	$2,743.	$2,866.
	36″	24″	13 5/16″	**DS4LC1BVL36L**	2,498.	2,743.	2,866.
	42″	24″	13 5/16″	**DS4LC1BVL42L**	2,498.	2,743.	2,866.
	48″	24″	13 5/16″	**DS4LC1BVL48L**	2,582.	2,838.	2,963.
	54″	24″	13 5/16″	**DS4LC1BVL54L**	2,662.	2,930.	3,062.
	60″	24″	13 5/16″	**DS4LC1BVL60L**	2,754.	3,022.	3,157.
	66″	24″	13 5/16″	**DS4LC1BVL66L**	2,838.	3,116.	3,258.
	72″	24″	13 5/16″	**DS4LC1BVL72L**	2,922.	3,209.	3,355.

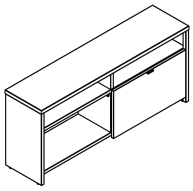

Dimensions listed under w h d are actual to the nearest 1/16″

Ordering Information

Credenza with Sliding Door:

1. **Pattern number**
2. **Paint finish**
3. **Top finish**
4. **Top edge finish**
5. **Door finish (laminate and veneer only)**
6. **Door edge finish (laminate only)**

Credenza without Sliding Door:

1. **Pattern number**
2. **Paint finish**
3. **Top finish**
4. **Top edge finish**

Order Code

Credenza with Sliding Door:

Example:	**DS4LC1BLL42L /117/118/117/118/118**
DS4LC1BLL42L	Pattern Number
117	Dark grey paint
118	Bright white top
117	Dark grey top edge
118	Bright white door
118	Bright white door edge

Credenza without a Sliding Door:

Example:	**DS4LC1ANL42N /117**
DS4LC1ANL42N	Pattern Number
117	Dark grey paint
118	Bright white top
117	Dark grey top edge

Included with:

Credenza with or without Sliding Door:

Note: Credenzas are only available in Knoll core finishes.

Options

Credenza with or without Sliding Door:

Lock/No lock option
For non-locking credenzas with sliding door or a drawer, substitute the "L" suffix with a "N" and deduct $20. from the list price.

Note: Credenzas with a drawer have a full back. Credenzas without a drawer have a partial back that encloses the binder storage area below the shelf.

Paint Configuration Option:
Add "Y" at the end of the pattern number to specify a different paint finish on the case and fronts. P3 pricing applies on all product with dual paint finishes.

Credenzas
Single Depth with Laminate Top Without a Sliding Door and with a Drawer

description	w	h	d	pattern no.	P1	P2	P3
Credenza with Steel Drawer	30″	24″	13 5/16″	**DS4LC1CSL30L**	$1,989.	$2,129.	$2,204.
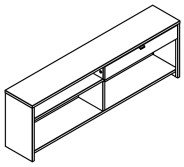	36″	24″	13 5/16″	**DS4LC1CSL36L**	1,989.	2,129.	2,204.
	42″	24″	13 5/16″	**DS4LC1CSL42L**	1,989.	2,129.	2,204.
	48″	24″	13 5/16″	**DS4LC1CSL48L**	2,027.	2,176.	2,251.
	54″	24″	13 5/16″	**DS4LC1CSL54L**	2,142.	2,303.	2,387.
	60″	24″	13 5/16″	**DS4LC1CSL60L**	2,144.	2,305.	2,388.
	66″	24″	13 5/16″	**DS4LC1CSL66L**	2,200.	2,368.	2,449.
	72″	24″	13 5/16″	**DS4LC1CSL72L**	2,256.	2,429.	2,512.
Credenza with Laminate Drawer	30″	24″	13 5/16″	**DS4LC1CLL30L**	2,290.	2,429.	2,505.
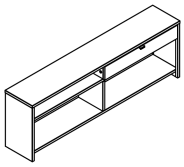	36″	24″	13 5/16″	**DS4LC1CLL36L**	2,290.	2,429.	2,505.
	42″	24″	13 5/16″	**DS4LC1CLL42L**	2,290.	2,429.	2,505.
	48″	24″	13 5/16″	**DS4LC1CLL48L**	2,327.	2,475.	2,552.
	54″	24″	13 5/16″	**DS4LC1CLL54L**	2,445.	2,603.	2,691.
	60″	24″	13 5/16″	**DS4LC1CLL60L**	2,447.	2,604.	2,692.
	66″	24″	13 5/16″	**DS4LC1CLL66L**	2,500.	2,662.	2,751.
	72″	24″	13 5/16″	**DS4LC1CLL72L**	2,557.	2,728.	2,813.
Credenza with Veneer Drawer	30″	24″	13 5/16″	**DS4LC1CVL30L**	2,354.	2,495.	2,570.
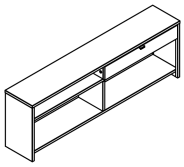	36″	24″	13 5/16″	**DS4LC1CVL36L**	2,354.	2,495.	2,570.
	42″	24″	13 5/16″	**DS4LC1CVL42L**	2,354.	2,495.	2,570.
	48″	24″	13 5/16″	**DS4LC1CVL48L**	2,392.	2,538.	2,618.
	54″	24″	13 5/16″	**DS4LC1CVL54L**	2,508.	2,666.	2,754.
	60″	24″	13 5/16″	**DS4LC1CVL60L**	2,511.	2,668.	2,755.
	66″	24″	13 5/16″	**DS4LC1CVL66L**	2,568.	2,730.	2,814.
	72″	24″	13 5/16″	**DS4LC1CVL72L**	2,622.	2,792.	2,875.

Dimensions listed under w h d are actual to the nearest 1/16″

Ordering Information

Credenza with a Drawer:

1. **Pattern number**
2. **Paint finish**
3. **Top finish**
4. **Top edge finish**
5. **Drawer finish (laminate and veneer only)**
6. **Drawer edge finish (laminate only)**

Order Code

Credenza with a Drawer:

Example:	**DS4LC1CSL42L /117/118/117**
DS4LC1C SL42L	Pattern Number
117	Dark grey paint
118	Bright white top
117	Dark grey top edge

Included with:

Credenza with a Drawer:

Note: Credenzas are only available in Knoll core finishes.

Options

Credenza with a Drawer:

Lock/No lock option
For non-locking credenzas with a sliding door or a drawer, substitute the "L" suffix with an "N" and deduct $20 from the list price.

Note: Credenzas with a drawer have a full back. Credenzas without a drawer have a partial back that encloses the binder storage area below the shelf.

Paint Configuration Option:
Add "Y" at the end of the pattern number to specify a different paint finish on the case and fronts. P3 pricing applies on all product with dual paint finishes.

Credenzas
Single Depth with Laminate Top With a Sliding Door and with a Drawer

description	w	d	h	pattern no.	P1	P2	P3
Credenza with Steel Sliding Door and Drawer	30″	13 5/16″	24″	**DS4LC1DSL30L**	$2,222.	$2,392.	$2,475.
	36″	13 5/16″	24″	**DS4LC1DSL36L**	2,222.	2,392.	2,475.
	42″	13 5/16″	24″	**DS4LC1DSL42L**	2,222.	2,392.	2,475.
	48″	13 5/16″	24″	**DS4LC1DSL48L**	2,263.	2,440.	2,524.
	54″	13 5/16″	24″	**DS4LC1DSL54L**	2,413.	2,600.	2,696.
	60″	13 5/16″	24″	**DS4LC1DSL60L**	2,414.	2,601.	2,700.
	66″	13 5/16″	24″	**DS4LC1DSL66L**	2,475.	2,666.	2,768.
	72″	13 5/16″	24″	**DS4LC1DSL72L**	2,530.	2,728.	2,829.
Credenza with Laminate Sliding Door and Drawer	30″	13 5/16″	24″	**DS4LC1DLL30L**	2,885.	3,121.	3,234.
	36″	13 5/16″	24″	**DS4LC1DLL36L**	2,885.	3,121.	3,234.
	42″	13 5/16″	24″	**DS4LC1DLL42L**	2,885.	3,121.	3,234.
	48″	13 5/16″	24″	**DS4LC1DLL48L**	2,960.	3,197.	3,318.
	54″	13 5/16″	24″	**DS4LC1DLL54L**	3,032.	3,276.	3,403.
	60″	13 5/16″	24″	**DS4LC1DLL60L**	3,108.	3,358.	3,487.
	66″	13 5/16″	24″	**DS4LC1DLL66L**	3,182.	3,440.	3,573.
	72″	13 5/16″	24″	**DS4LC1DLL72L**	3,251.	3,524.	3,650.
Credenza with Veneer Sliding Door and Drawer	30″	13 5/16″	24″	**DS4LC1DVL30L**	3,032.	3,276.	3,404.
	36″	13 5/16″	24″	**DS4LC1DVL36L**	3,032.	3,276.	3,404.
	42″	13 5/16″	24″	**DS4LC1DVL42L**	3,032.	3,276.	3,404.
	48″	13 5/16″	24″	**DS4LC1DVL48L**	3,122.	3,372.	3,502.
	54″	13 5/16″	24″	**DS4LC1DVL54L**	3,204.	3,464.	3,598.
	60″	13 5/16″	24″	**DS4LC1DVL60L**	3,287.	3,562.	3,696.
	66″	13 5/16″	24″	**DS4LC1DVL66L**	3,372.	3,648.	3,800.
	72″	13 5/16″	24″	**DS4LC1DVL72L**	3,459.	3,748.	3,890.

Dimensions listed under w h d are actual to the nearest 1/16″

Ordering Information

Credenza with a Sliding Door and a Drawer:

1. **Pattern number**
2. **Paint finish**
3. **Top finish**
4. **Top edge finish**
5. **Drawer/Door finish (laminate and veneer only)**
6. **Drawer/Door edge finish (laminate only)**

Order Code

Credenza with a Sliding Door and a Drawer:

Example:	**DS4LC1DSL42L /117/118/117**
DS4LC1D SL42L	Pattern Number
117	Dark grey paint
118	Bright white top
117	Dark grey top edge

Included with:

Credenza with a Sliding Door and a Drawer:

Note: Credenzas are only available in Knoll core finishes.

Options

Credenza with a Sliding Door and a Drawer:

Lock/No lock option
For non-locking credenzas with a sliding door or a drawer substitute the "L" suffix with an "N" and deduct $40 from the list price.

Note: Credenzas with a drawer have a full back. Credenzas without a drawer have a partial back that encloses the binder storage area below the shelf.

Paint Configuration Option:
Add "Y" at the end of the pattern number to specify a different paint finish on the case and fronts. P3 pricing applies on all product with dual paint finishes.

Credenzas
Single Depth with Veneer Top
With or without a Sliding Door

description	w	h	d	pattern no.	P1	P2	P3
Credenza without Door	24″	24″	13 5/16″	**DS4LC1ANV24N**	$2,218.	$2,444.	$2,554.
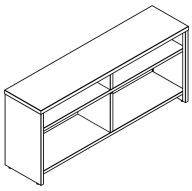	30″	24″	13 5/16″	**DS4LC1ANV30N**	2,218.	2,444.	2,554.
	36″	24″	13 5/16″	**DS4LC1ANV36N**	2,218.	2,444.	2,554.
	42″	24″	13 5/16″	**DS4LC1ANV42N**	2,218.	2,444.	2,554.
	48″	24″	13 5/16″	**DS4LC1ANV48N**	2,269.	2,500.	2,617.
	54″	24″	13 5/16″	**DS4LC1ANV54N**	2,326.	2,563.	2,674.
	60″	24″	13 5/16″	**DS4LC1ANV60N**	2,380.	2,619.	2,739.
	66″	24″	13 5/16″	**DS4LC1ANV66N**	2,433.	2,674.	2,796.
	72″	24″	13 5/16″	**DS4LC1ANV72N**	2,487.	2,736.	2,858.
Credenza with Steel Sliding Door	30″	24″	13 5/16″	**DS4LC1BSV30L**	2,343.	2,573.	2,691.
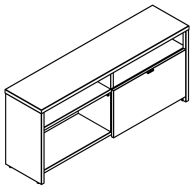	36″	24″	13 5/16″	**DS4LC1BSV36L**	2,343.	2,573.	2,691.
	42″	24″	13 5/16″	**DS4LC1BSV42L**	2,343.	2,573.	2,691.
	48″	24″	13 5/16″	**DS4LC1BSV48L**	2,399.	2,636.	2,754.
	54″	24″	13 5/16″	**DS4LC1BSV54L**	2,457.	2,698.	2,820.
	60″	24″	13 5/16″	**DS4LC1BSV60L**	2,512.	2,762.	2,881.
	66″	24″	13 5/16″	**DS4LC1BSV66L**	2,570.	2,824.	2,944.
	72″	24″	13 5/16″	**DS4LC1BSV72L**	2,625.	2,881.	3,013.
Credenza with Laminate Sliding Door	30″	24″	13 5/16″	**DS4LC1BLV30L**	2,845.	3,128.	3,267.
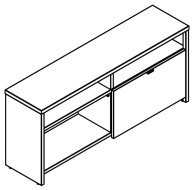	36″	24″	13 5/16″	**DS4LC1BLV36L**	2,845.	3,128.	3,267.
	42″	24″	13 5/16″	**DS4LC1BLV42L**	2,845.	3,128.	3,267.
	48″	24″	13 5/16″	**DS4LC1BLV48L**	2,900.	3,189.	3,330.
	54″	24″	13 5/16″	**DS4LC1BLV54L**	2,960.	3,250.	3,396.
	60″	24″	13 5/16″	**DS4LC1BLV60L**	3,015.	3,316.	3,464.
	66″	24″	13 5/16″	**DS4LC1BLV66L**	3,072.	3,378.	3,530.
	72″	24″	13 5/16″	**DS4LC1BLV72L**	3,134.	3,443.	3,598.

Dimensions listed under w h d are actual to the nearest 1/16″

Ordering Information

Credenza with Sliding Door:

1. **Pattern number**
2. **Paint finish**
3. **Top finish**
4. **Door finish (laminate and veneer)**
5. **Door edge finish (laminate only)**

Credenza without a Sliding Door:

1. **Pattern number**
2. **Paint finish**
3. **Top finish**

Order Code

Credenza with Sliding Door:

Example:	**DS4LC1BSV42L /117/Y319**
DS4LC1B SV42L	Pattern Number
117	Dark grey paint
Y319	Cherry Techwood top

Credenza without a Sliding Door:

Example:	**DS4LC1ANV42N /117/Y319**
DS4LC1A NV42N	Pattern Number
117	Dark grey paint
Y319	Cherry Techwood top

Included with:

Credenza with or without Sliding Door:

Note: Credenzas are only available in Knoll core finishes.

Options

Credenza with or without a Sliding Door:

Lock/No lock option
For non-locking credenzas with a sliding door or a drawer, substitute the "L" suffix with an "N" and deduct $20 from the list price.

Note: Credenzas with a drawer have a full back. Credenzas without a drawer have a partial back that encloses the binder storage area below the shelf.

Paint Configuration Option:
Add "Y" at the end of the pattern number to specify a different paint finish on the case and fronts. P3 pricing applies on all product with dual paint finishes.

Credenzas
Single Depth with Veneer Top
With or without a Sliding Door

description	w	h	d	pattern no.	P1	P2	P3
Credenza with Veneer Sliding Door	30″	24″	13 5/16″	**DS4LC1BVV30L**	$2,992.	$3,284.	$3,437.
	36″	24″	13 5/16″	**DS4LC1BVV36L**	2,992.	3,284.	3,437.
	42″	24″	13 5/16″	**DS4LC1BVV42L**	2,992.	3,284.	3,437.
	48″	24″	13 5/16″	**DS4LC1BVV48L**	3,062.	3,363.	3,516.
	54″	24″	13 5/16″	**DS4LC1BVV54L**	3,133.	3,440.	3,597.
	60″	24″	13 5/16″	**DS4LC1BVV60L**	3,199.	3,516.	3,672.
	66″	24″	13 5/16″	**DS4LC1BVV66L**	3,269.	3,593.	3,754.
	72″	24″	13 5/16″	**DS4LC1BVV72L**	3,340.	3,666.	3,832.

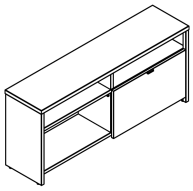

Dimensions listed under w h d are actual to the nearest 1/16″

Ordering Information

Credenza with Sliding Door:

1. **Pattern number**
2. **Paint finish**
3. **Top finish**
4. **Door finish (laminate and veneer)**
5. **Door edge finish (laminate only)**

Credenza without a Sliding Door:

1. **Pattern number**
2. **Paint finish**
3. **Top finish**

Order Code

Credenza with Sliding Door:

Example:	**DS4LC1BSV42L /117/Y319**
DS4LC1B SV42L	Pattern Number
117	Dark grey paint
Y319	Cherry Techwood top

Credenza without a Sliding Door:

Example:	**DS4LC1ANV42N /117/Y319**
DS4LC1A NV42N	Pattern Number
117	Dark grey paint
Y319	Cherry Techwood top

Included with:

Credenza with or without Sliding Door:

Note: Credenzas are only available in Knoll core finishes.

Options

Credenza with or without a Sliding Door:

Lock/No lock option
For non-locking credenzas with a sliding door or a drawer, substitute the "L" suffix with an "N" and deduct $20 from the list price.

Note: Credenzas with a drawer have a full back. Credenzas without a drawer have a partial back that encloses the binder storage area below the shelf.

Paint Configuration Option:
Add "Y" at the end of the pattern number to specify a different paint finish on the case and fronts. P3 pricing applies on all product with dual paint finishes.

Credenzas
Single Depth with Veneer Top Without a Sliding Door and with a Drawer

description	w	h	d	pattern no.	P1	P2	P3
Credenza with Steel Door	30″	24″	13 5/16″	**DS4LC1CSV30L**	$2,758.	$2,978.	$3,086.
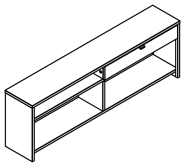	36″	24″	13 5/16″	**DS4LC1CSV36L**	2,758.	2,978.	3,086.
	42″	24″	13 5/16″	**DS4LC1CSV42L**	2,758.	2,978.	3,086.
	48″	24″	13 5/16″	**DS4LC1CSV48L**	2,811.	3,035.	3,149.
	54″	24″	13 5/16″	**DS4LC1CSV54L**	2,862.	3,095.	3,214.
	60″	24″	13 5/16″	**DS4LC1CSV60L**	2,917.	3,151.	3,272.
	66″	24″	13 5/16″	**DS4LC1CSV66L**	2,971.	3,214.	3,338.
	72″	24″	13 5/16″	**DS4LC1CSV72L**	3,022.	3,270.	3,394.
Credenza with Laminate Door	30″	24″	13 5/16″	**DS4LC1CLV30L**	3,060.	3,278.	3,389.
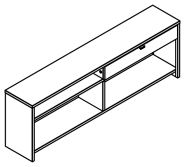	36″	24″	13 5/16″	**DS4LC1CLV36L**	3,060.	3,278.	3,389.
	42″	24″	13 5/16″	**DS4LC1CLV42L**	3,060.	3,278.	3,389.
	48″	24″	13 5/16″	**DS4LC1CLV48L**	3,111.	3,339.	3,453.
	54″	24″	13 5/16″	**DS4LC1CLV54L**	3,162.	3,394.	3,515.
	60″	24″	13 5/16″	**DS4LC1CLV60L**	3,219.	3,455.	3,574.
	66″	24″	13 5/16″	**DS4LC1CLV66L**	3,270.	3,515.	3,638.
	72″	24″	13 5/16″	**DS4LC1CLV72L**	3,322.	3,573.	3,696.
Credenza with Veneer Door	30″	24″	13 5/16″	**DS4LC1CVV30L**	3,124.	3,342.	3,455.
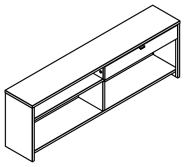	36″	24″	13 5/16″	**DS4LC1CVV36L**	3,124.	3,342.	3,455.
	42″	24″	13 5/16″	**DS4LC1CVV42L**	3,124.	3,342.	3,455.
	48″	24″	13 5/16″	**DS4LC1CVV48L**	3,173.	3,404.	3,516.
	54″	24″	13 5/16″	**DS4LC1CVV54L**	3,227.	3,461.	3,577.
	60″	24″	13 5/16″	**DS4LC1CVV60L**	3,282.	3,518.	3,638.
	66″	24″	13 5/16″	**DS4LC1CVV66L**	3,334.	3,577.	3,701.
	72″	24″	13 5/16″	**DS4LC1CVV72L**	3,388.	3,637.	3,762.

Dimensions listed under w h d are actual to the nearest 1/16″

Ordering Information

Credenza with a Drawer:

1. **Pattern number**
2. **Paint finish**
3. **Top finish**
4. **Door finish (laminate and veneer only)**
5. **Door edge finish (laminate only)**

Order Code

Credenza with a Drawer:

Example:	**DS4LC1CSV42L /117/ Y319**
DS4LC1C SV42L	Pattern Number
117	Dark grey paint
Y319	Cherry Techwood top

Included with:

Credenza with a Drawer:

Note: Credenzas are only available in Knoll core finishes.

Options

Credenza with a Drawer:

Lock/No lock option
For non-locking credenzas with a sliding door or a drawer, substitute the "L" suffix with an "N" and deduct $20 from the list price.

Note: Credenzas with a drawer have a full back. Credenzas without a drawer have a partial back that encloses the binder storage area below the shelf.

Paint Configuration Option:
Add "Y" at the end of the pattern number to specify a different paint finish on the case and fronts. P3 pricing applies on all product with dual paint finishes.

Credenzas
Single Depth with Veneer Top
With a Sliding Door and with a Drawer

description	w	h	d	pattern no.	P1	P2	P3
Credenza with Steel Sliding Door and Drawer	30″	24″	13 5/16″	**DS4LC1DSV30L**	$2,877.	$3,111.	$3,222.
	36″	24″	13 5/16″	**DS4LC1DSV36L**	2,877.	3,111.	3,222.
	42″	24″	13 5/16″	**DS4LC1DSV42L**	2,877.	3,111.	3,222.
	48″	24″	13 5/16″	**DS4LC1DSV48L**	2,936.	3,169.	3,287.
	54″	24″	13 5/16″	**DS4LC1DSV54L**	2,992.	3,234.	3,355.
	60″	24″	13 5/16″	**DS4LC1DSV60L**	3,051.	3,296.	3,422.
	66″	24″	13 5/16″	**DS4LC1DSV66L**	3,106.	3,357.	3,484.
	72″	24″	13 5/16″	**DS4LC1DSV72L**	3,162.	3,422.	3,549.
Credenza with Laminate Sliding Door and Drawer	30″	24″	13 5/16″	**DS4LC1DLV30L**	3,379.	3,662.	3,805.
	36″	24″	13 5/16″	**DS4LC1DLV36L**	3,379.	3,662.	3,805.
	42″	24″	13 5/16″	**DS4LC1DLV42L**	3,379.	3,662.	3,805.
	48″	24″	13 5/16″	**DS4LC1DLV48L**	3,439.	3,721.	3,871.
	54″	24″	13 5/16″	**DS4LC1DLV54L**	3,499.	3,788.	3,933.
	60″	24″	13 5/16″	**DS4LC1DLV60L**	3,551.	3,853.	4,001.
	66″	24″	13 5/16″	**DS4LC1DLV66L**	3,608.	3,918.	4,065.
	72″	24″	13 5/16″	**DS4LC1DLV72L**	3,667.	3,980.	4,133.
Credenza with Veneer Sliding Door and Drawer	30″	24″	13 5/16″	**DS4LC1DVV30L**	3,529.	3,821.	3,977.
	36″	24″	13 5/16″	**DS4LC1DVV36L**	3,529.	3,821.	3,977.
	42″	24″	13 5/16″	**DS4LC1DVV42L**	3,529.	3,821.	3,977.
	48″	24″	13 5/16″	**DS4LC1DVV48L**	3,598.	3,902.	4,050.
	54″	24″	13 5/16″	**DS4LC1DVV54L**	3,666.	3,979.	4,131.
	60″	24″	13 5/16″	**DS4LC1DVV60L**	3,736.	4,050.	4,212.
	66″	24″	13 5/16″	**DS4LC1DVV66L**	3,807.	4,128.	4,292.
	72″	24″	13 5/16″	**DS4LC1DVV72L**	3,878.	4,205.	4,367.

Dimensions listed under w h d are actual to the nearest 1/16″

Ordering Information

Credenza with a Sliding Door and a Drawer:

1. **Pattern number**
2. **Paint finish**
3. **Top finish**
4. **Drawer/Door finish (laminate and veneer only)**
5. **Drawer/Door edge finish (laminate only)**

Order Code

Credenza with a Sliding Door and a Drawer:

Example:	**DS4LC1SV42L /117/Y319**
DS4LC1 SV42L	Pattern Number
117	Dark grey paint
Y319	Cherry Techwood top

Included with:

Credenza with a Sliding Door and a Drawer:

Note: Credenzas are only available in Knoll core finishes.

Options

Credenza with a Sliding Door and a Drawer:

Lock/No lock option
For non-locking credenzas with a sliding door or a drawer, substitute the "L" suffix with an "N" and deduct $40 from the list price.

Note: Credenzas with a drawer have a full back. Credenzas without a drawer have a partial back that encloses the binder storage area below the shelf.

Paint Configuration Option:
Add "Y" at the end of the pattern number to specify a different paint finish on the case and fronts. P3 pricing applies on all product with dual paint finishes.

Flip-up Door Overdesk and Tackboards
Dividends and Series 2

description	w	d	h	pattern no.	black	P1	P2	P3	V1-P1	V1-P2	V1-P3
Series 2 Flip-Up Door Overdesk with Enclosed Back and Lock (includes Stanchions)	36″	13 1/2″	15″	**DS2OD 36L**	n/a	$1,956.	$2,252.	$2,349.	$2,388.	$2,684.	$2,781.
	42″	13 1/2″	15″	**DS2OD 42L**	n/a	1,998.	2,298.	2,393.	2,447.	2,747.	2,842.
	48″	13 1/2″	15″	**DS2OD 48L**	n/a	2,023.	2,324.	2,425.	2,539.	2,840.	2,941.
	54″	13 1/2″	15″	**DS2OD 54L**	n/a	2,461.	2,831.	2,960.	3,257.	3,627.	3,756.
	60″	13 1/2″	15″	**DS2OD 60L**	n/a	2,461.	2,831.	2,960.	3,257.	3,627.	3,756.
	66″	13 1/2″	15″	**DS2OD 66L**	n/a	2,542.	2,927.	3,052.	3,373.	3,758.	3,883.
	72″	13 1/2″	15″	**DS2OD 72L**	n/a	2,542.	2,927.	3,052.	3,373.	3,758.	3,883.

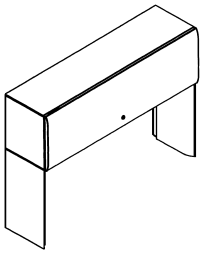

Vertical Dividers (for flip-up overheads and open shelves) Package of 4				**DS1 VD**	172.	179.	186.	194.			

Ordering Information	Order Code		Included with:	Options
Pedestals **1. Pattern Number** **2. Paint Finish** **3. Door End Cap Finish**	**Overdesk Cabinet** *Example:* **DD2OD 48L, 613, 113** **DD2OD 48L** Pattern Number **613** Silver paint finish **113** Dark grey door end cap finish		**Overdesk Cabinet** **Stanchion mount overdesk cabinets included an enclosed back.**	**Overdesk Cabinet** **To specify overhead cabinet without locks, replace the "L": suffix from the pattern number with "N". For 30″ to 48″ wide overdesk units, Deduct $20. For 54″, 60″ 66″ and 72″ wide overdesk units, Deduct $40.** **To specify Touchdown overhead cabinet, add "E" as the 2nd to last digit of the pattern number. Example: DS3PML48EL (Add $163 for cabinet widths of 48″ or less. Add $327 for cabinet widths for 54″ or greater).** **Add "Y" to the end of the pattern number to specify a different finish for the door versus the case. Use P3 pricing for this dual finish option.**

Flip-up Door Overdesk and Tackboards
Dividends and Series 2 Tackboard

description	w	h	pattern no.	grade 10	20	30	40
Flip-Up Door Overdesk Tackable Privacy Screen (for Series 2 Overdesks)	36″	20″	**DD3 PS36**	$449.	$487.	$503.	$525.
	42″	20″	**DD3 PS42**	470.	507.	536.	550.
	48″	20″	**DD3 PS48**	490.	525.	550.	570.
	54″	20″	**DD3 PS54**	524.	565.	589.	614.
	60″	20″	**DD3 PS60**	524.	565.	589.	614.
	66″	20″	**DD3 PS66**	565.	612.	634.	663.
	72″	20″	**DD3 PS72**	565.	612.	634.	663.

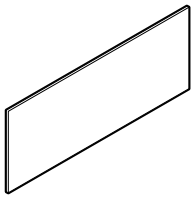

Ordering Information	Order Code	Included with:	Options
Vertical Dividers **1. Pattern Number** **2. Fabric**	**Overdesk Tackable Privacy Screen** *Example:* **DD3 PS48, W1077** **DD3 PS48** Pattern Number **W1077** Element	**Overdesk Tackable Privacy Screen**	**Note: Flip-up Door overdesk tackable privacy screen is for use with Dividends and Series 2 Flip-up door overheads.**

Sliding Door Overdesks

57″ High Cabinet with 14″ High Storage, 14″ High Door

description	width	pattern no.	P1	P2	P3
57″h Overdesk without Door with 14″ Tall Cabinet	30″	**DS3ODNS1573014**	$1,674.	$1,839.	$1,918.
	36″	**DS3ODNS1573614**	1,706.	1,877.	1,959.
	42″	**DS3ODNS1574214**	1,737.	1,907.	1,995.
	48″	**DS3ODNS1574814**	1,803.	1,975.	2,067.
	60″	**DS3ODNS1576014**	1,952.	2,147.	2,241.
	66″	**DS3ODNS1576614**	1,995.	2,200.	2,300.
	72″	**DS3ODNS1577214**	2,029.	2,231.	2,330.
57″h Overdesk with Steel Sliding Door and 14″ Tall Cabinet	30″	**DS3ODSS1573014L**	1,809.	1,984.	2,071.
	36″	**DS3ODSS1573614L**	1,849.	2,029.	2,118.
	42″	**DS3ODSS1574214L**	1,889.	2,072.	2,164.
	48″	**DS3ODSS1574814L**	1,951.	2,139.	2,233.
	60″	**DS3ODSS1576014L**	2,130.	2,347.	2,446.
	66″	**DS3ODSS1576614L**	2,182.	2,399.	2,506.
	72″	**DS3ODSS1577214L**	2,217.	2,433.	2,537.
57″h Overdesk with Laminate Sliding Door and 14″ Tall Cabinet	30″	**DS3ODSL1573014L**	2,383.	2,622.	2,739.
	36″	**DS3ODSL1573614L**	2,447.	2,693.	2,808.
	42″	**DS3ODSL1574214L**	2,510.	2,758.	2,881.
	48″	**DS3ODSL1574814L**	2,579.	2,829.	2,956.
	60″	**DS3ODSL1576014L**	2,641.	2,899.	3,027.
	66″	**DS3ODSL1576614L**	2,703.	2,971.	3,103.
	72″	**DS3ODSL1577214L**	2,763.	3,037.	3,174.
57″h Overdesk with Veneer Sliding Door and 14″ Tall Cabinet	30″	**DS3ODSV1573014L**	2,513.	2,762.	2,888.
	36″	**DS3ODSV1573614L**	2,588.	2,843.	2,975.
	42″	**DS3ODSV1574214L**	2,662.	2,923.	3,057.
	48″	**DS3ODSV1574814L**	2,735.	3,003.	3,142.
	60″	**DS3ODSV1576014L**	2,808.	3,086.	3,224.
	66″	**DS3ODSV1576614L**	2,888.	3,169.	3,311.
	72″	**DS3ODSV1577214L**	2,959.	3,249.	3,397.

Ordering Information

Sliding Door Overdesk

1. **Pattern Number**
2. **Case Finish**
3. **Door Finish**
4. **Edge Finish (laminate door only)**

Order Code

Sliding Door Overdesk

Example: **DS3ODSS 1573014FL,613**

DS3ODSS Pattern number
1573014FL

613 Silver Paint Finish

Included with:

Sliding Door Overdesk

Note: Overheads are only available in Knoll core finishes.

Options

No lock - substitute "N" for "L" at the end of pattern number, subtract $20.

Paint Configuration Option:
Add "Y" at the end of the pattern number to specify a different paint finish on the case and fronts. P3 pricing applies on all product with dual paint finishes.

Sliding Door Overdesks

57″ High Cabinet with 21″ High Storage, (Full Height Door)

description	width	pattern no.	P1	P2	P3
57″h without Sliding Door Overdesk with 21″ Tall Cabinet	30″	**DS3ODNS( )573021**	$1,804.	$1,983.	$2,071.
	36″	**DS3ODNS( )573621**	1,844.	2,029.	2,120.
	42″	**DS3ODNS( )574221**	1,888.	2,073.	2,165.
	48″	**DS3ODNS( )574821**	1,959.	2,158.	2,255.
	60″	**DS3ODNS( )576021**	2,143.	2,361.	2,468.
	66″	**DS3ODNS( )576621**	2,202.	2,425.	2,531.
	72″	**DS3ODNS( )577221**	2,237.	2,456.	2,576.
57″h Steel Sliding Door Overdesk with 21″ Tall Cabinet	30″	**DS3ODSS2573021FL**	2,057.	2,258.	2,361.
	36″	**DS3ODSS2573621FL**	2,094.	2,303.	2,401.
	42″	**DS3ODSS2574221FL**	2,158.	2,366.	2,472.
	48″	**DS3ODSS2574821FL**	2,278.	2,497.	2,610.
	60″	**DS3ODSS2576021FL**	2,498.	2,744.	2,865.
	66″	**DS3ODSS2576621FL**	2,581.	2,833.	2,965.
	72″	**DS3ODSS2577221FL**	2,634.	2,893.	3,022.
57″h Laminate Sliding Door Overdesk with 21″ Tall Cabinet	30″	**DS3ODSL2573021FL**	2,698.	2,965.	3,096.
	36″	**DS3ODSL2573621FL**	2,789.	3,062.	3,201.
	42″	**DS3ODSL2574221FL**	2,877.	3,166.	3,306.
	48″	**DS3ODSL2574821FL**	2,975.	3,262.	3,406.
	60″	**DS3ODSL2576021FL**	3,061.	3,367.	3,517.
	66″	**DS3ODSL2576621FL**	3,152.	3,468.	3,617.
	72″	**DS3ODSL2577221FL**	3,243.	3,565.	3,727.
57″h Veneer Sliding Door Overdesk with 21″ Tall Cabinet	30″	**DS3ODSV2573021FL**	2,837.	3,113.	3,253.
	36″	**DS3ODSV2573621FL**	2,941.	3,237.	3,385.
	42″	**DS3ODSV2574221FL**	3,059.	3,362.	3,511.
	48″	**DS3ODSV2574821FL**	3,168.	3,478.	3,637.
	60″	**DS3ODSV2576021FL**	3,282.	3,602.	3,768.
	66″	**DS3ODSV2576621FL**	3,390.	3,727.	3,892.
	72″	**DS3ODSV2577221FL**	3,501.	3,849.	4,022.

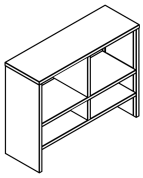

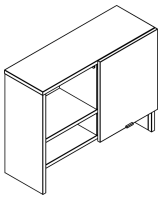

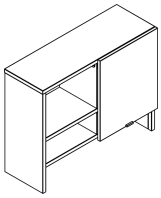

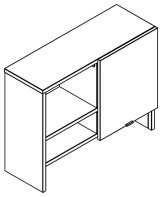

Ordering Information

Sliding Door Overdesk

1. **Pattern Number**
2. **Case Finish**
3. **Door Finish**
4. **Edge Finish (laminate door only)**

Order Code

Sliding Door Overdesk

Example: **DS3ODSS 2573021FL,613**

DS3ODSS Pattern number
2573021FL

613 Silver Paint Finish

Included with:

Sliding Door Overdesk

Note: Overheads are only available in Knoll core finishes.

Options

No lock - substitute "N" for "L" at the end of pattern number, subtract $20.

Back option for No Door units
(1)= Back covering overhead only
(2)= Back covering overhead and shelf section.

Paint Configuration Option:
Add "Y" at the end of the pattern number to specify a different paint finish on the case and fronts. P3 pricing applies on all product with dual paint finishes.

Sliding Door Overdesks

57″ High Cabinet with 21″ High Storage, (Partial Height Door)

description	width	pattern no.	P1	P2	P3
57″h Steel Sliding Door Overdesk with 21″ Tall Cabinet	30″	**DS3ODSS( )573021PL**	$2,057.	$2,258.	$2,361.
	36″	**DS3ODSS( )573621PL**	2,094.	2,303.	2,401.
	42″	**DS3ODSS( )574221PL**	2,158.	2,366.	2,472.
	48″	**DS3ODSS( )574821PL**	2,278.	2,497.	2,610.
	60″	**DS3ODSS( )576021PL**	2,498.	2,744.	2,865.
	66″	**DS3ODSS( )576621PL**	2,581.	2,833.	2,965.
	72″	**DS3ODSS( )577221PL**	2,634.	2,893.	3,022.
57″h Laminate Sliding Door Overdesk with 21″ Tall Cabinet	30″	**DS3ODSL( )573021PL**	2,681.	2,941.	3,074.
	36″	**DS3ODSL( )573621PL**	2,772.	3,048.	3,180.
	42″	**DS3ODSL( )574221PL**	2,862.	3,145.	3,284.
	48″	**DS3ODSL( )574821PL**	2,949.	3,242.	3,389.
	60″	**DS3ODSL( )576021PL**	3,047.	3,338.	3,492.
	66″	**DS3ODSL( )576621PL**	3,134.	3,445.	3,599.
	72″	**DS3ODSL( )577221PL**	3,222.	3,541.	3,702.
57″h Veneer Sliding Door Overdesk with 21″ Tall Cabinet	30″	**DS3ODSV( )573021PL**	2,809.	3,090.	3,227.
	36″	**DS3ODSV( )573621PL**	2,915.	3,201.	3,339.
	42″	**DS3ODSV( )574221PL**	3,012.	3,316.	3,464.
	48″	**DS3ODSV( )574821PL**	3,118.	3,425.	3,579.
	60″	**DS3ODSV( )576021PL**	3,219.	3,535.	3,697.
	66″	**DS3ODSV( )576621PL**	3,323.	3,648.	3,811.
	72″	**DS3ODSV( )577221PL**	3,421.	3,764.	3,932.

Ordering Information

Sliding Door Overdesk

1. **Pattern Number**
2. **Case Finish**
3. **Door Finish**
4. **Edge Finish (laminate door only)**

Order Code

Sliding Door Overdesk

Example: **DS3ODSS 2573021FL,613**

DS3ODSS Pattern number
2573021FL

613 Silver Paint Finish

Included with:

Sliding Door Overdesk

Note: Overheads are only available in Knoll core finishes.

Options

No lock - substitute "N" for "L" at the end of pattern number, subtract $20.

Back option for No Door units
(1)= Back covering overhead only
(2)= Back covering overhead and shelf section.

Paint Configuration Option:
Add "Y" at the end of the pattern number to specify a different paint finish on the case and fronts. P3 pricing applies on all product with dual paint finishes.

Sliding Door Overdesks
64″ High Cabinet with 14″ High Storage

description	width	pattern no.	P1	P2	P3
64″h without Sliding Door Overdesk with 14″ Tall Cabinet	30″	**DS3ODNS1643014**	$1,731.	$1,901.	$1,987.
	36″	**DS3ODNS1643614**	1,746.	1,913.	2,003.
	42″	**DS3ODNS1644214**	1,804.	1,975.	2,060.
	48″	**DS3ODNS1644814**	1,958.	2,148.	2,241.
	60″	**DS3ODNS1646014**	2,020.	2,216.	2,309.
	66″	**DS3ODNS1646614**	2,060.	2,264.	2,365.
	72″	**DS3ODNS1647214**	2,090.	2,297.	2,393.
64″h Steel Sliding Door Overdesk with 14″ Tall Cabinet	30″	**DS3ODSS1643014L**	1,823.	2,000.	2,090.
	36″	**DS3ODSS1643614L**	1,864.	2,045.	2,132.
	42″	**DS3ODSS1644214L**	1,904.	2,090.	2,179.
	48″	**DS3ODSS1644814L**	1,967.	2,159.	2,255.
	60″	**DS3ODSS1646014L**	2,152.	2,363.	2,468.
	66″	**DS3ODSS1646614L**	2,211.	2,425.	2,531.
	72″	**DS3ODSS1647214L**	2,231.	2,447.	2,559.
64″h Laminate Sliding Door Overdesk with 14″ Tall Cabinet	30″	**DS3ODSL1643014L**	2,401.	2,642.	2,758.
	36″	**DS3ODSL1643614L**	2,469.	2,711.	2,833.
	42″	**DS3ODSL1644214L**	2,534.	2,782.	2,910.
	48″	**DS3ODSL1644814L**	2,598.	2,854.	2,983.
	60″	**DS3ODSL1646014L**	2,662.	2,923.	3,057.
	66″	**DS3ODSL1646614L**	2,725.	2,992.	3,131.
	72″	**DS3ODSL1647214L**	2,790.	3,063.	3,203.

Ordering Information

Sliding Door Overdesk

1. **Pattern Number**
2. **Case Finish**
3. **Door Finish**
4. **Edge Finish (laminate door only)**

Order Code

Sliding Door Overdesk

Example: **DS3ODSS 2643014FL,613**

DS3ODSS Pattern number
2643014FL

613 Silver Paint Finish

Included with:

Sliding Door Overdesk

Note: Overheads are only available in Knoll core finishes.

Options

No lock - substitute "N" for "L" at the end of pattern number, subtract $20.

Paint Configuration Option:
Add "Y" at the end of the pattern number to specify a different paint finish on the case and fronts. P3 pricing applies on all product with dual paint finishes.

Sliding Door Overdesks
64″ High Cabinet with 14″ High Storage

description	width	pattern no.	P1	P2	P3
64″h Veneer Sliding Door Overdesk with 14″ Tall Cabinet	30″	**DS3ODSV1643014L**	$2,534.	$2,785.	$2,912.
	36″	**DS3ODSV1643614L**	2,610.	2,865.	2,992.
	42″	**DS3ODSV1644214L**	2,687.	2,949.	3,079.
	48″	**DS3ODSV1644814L**	2,762.	3,032.	3,169.
	60″	**DS3ODSV1646014L**	2,841.	3,115.	3,257.
	66″	**DS3ODSV1646614L**	2,915.	3,200.	3,339.
	72″	**DS3ODSV1647214L**	2,988.	3,282.	3,432.

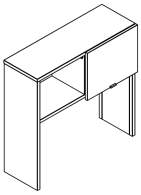

Ordering Information

Sliding Door Overdesk

1. **Pattern Number**
2. **Case Finish**
3. **Door Finish**
4. **Edge Finish (laminate door only)**

Order Code

Sliding Door Overdesk

Example: **DS3ODSS 2643014FL,613**

DS3ODSS Pattern number
2643014FL

613 Silver Paint Finish

Included with:

Sliding Door Overdesk

Note: Overheads are only available in Knoll core finishes.

Options

No lock - substitute "N" for "L" at the end of pattern number, subtract $20.

Paint Configuration Option:
Add "Y" at the end of the pattern number to specify a different paint finish on the case and fronts. P3 pricing applies on all product with dual paint finishes.

Sliding Door Overdesks

64″ High Cabinet with 21″ High Storage (Full Height Door)

description	width	pattern no.	P1	P2	P3
64″h without Sliding Door Overdesk with 21″ Tall Cabinet	30″	**DS3ODNS( )643021**	$1,839.	$2,027.	$2,114.
	36″	**DS3ODNS( )643621**	1,872.	2,057.	2,152.
	42″	**DS3ODNS( )644221**	1,913.	2,110.	2,213.
	48″	**DS3ODNS( )644821**	2,040.	2,241.	2,348.
	60″	**DS3ODNS( )646021**	2,238.	2,463.	2,579.
	66″	**DS3ODNS( )646621**	2,309.	2,539.	2,658.
	72″	**DS3ODNS( )647221**	2,364.	2,600.	2,718.
64″h Steel Sliding Door Overdesk with 21″ Tall Cabinet	30″	**DS3ODSS2643021FL**	2,071.	2,276.	2,373.
	36″	**DS3ODSS2643621FL**	2,110.	2,315.	2,425.
	42″	**DS3ODSS2644221FL**	2,166.	2,379.	2,488.
	48″	**DS3ODSS2644821FL**	2,290.	2,510.	2,628.
	60″	**DS3ODSS2646021FL**	2,510.	2,758.	2,881.
	66″	**DS3ODSS2646621FL**	2,591.	2,849.	2,978.
	72″	**DS3ODSS2647221FL**	2,649.	2,910.	3,037.
64″h Laminate Sliding Door Overdesk with 21″ Tall Cabinet	30″	**DS3ODSL2643021FL**	2,721.	2,990.	3,125.
	36″	**DS3ODSL2643621FL**	2,809.	3,090.	3,227.
	42″	**DS3ODSL2644221FL**	2,906.	3,191.	3,333.
	48″	**DS3ODSL2644821FL**	2,992.	3,292.	3,439.
	60″	**DS3ODSL2646021FL**	3,085.	3,391.	3,547.
	66″	**DS3ODSL2646621FL**	3,177.	3,492.	3,648.
	72″	**DS3ODSL2647221FL**	3,270.	3,596.	3,757.

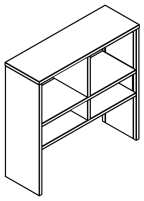

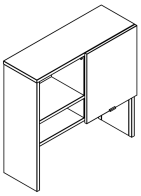

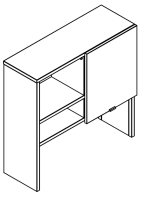

Ordering Information

Sliding Door Overdesk

1. **Pattern Number**
2. **Case Finish**
3. **Door Finish**
4. **Edge Finish (laminate door only)**

Order Code

Sliding Door Overdesk

Example: **DS3ODSS 2643021FL,613**

DS3ODSS Pattern number
2643021FL

613 Silver Paint Finish

Included with:

Sliding Door Overdesk

Note: Overheads are only available in Knoll core finishes.

Options

No lock - substitute "N" for "L" at the end of pattern number, subtract $20.

Back option for No Door units
(1)= Back covering overhead only
(2)= Back covering overhead and shelf section.

Paint Configuration Option:
Add "Y" at the end of the pattern number to specify a different paint finish on the case and fronts. P3 pricing applies on all product with dual paint finishes.

Sliding Door Overdesks

64″ High Cabinet with 21″ High Storage (Full Height Door)

description	width	pattern no.	P1	P2	P3
64″h Veneer Sliding Door Overdesk with 21″ Tall Cabinet	30″	**DS3ODSV2643021FL**	$2,860.	$3,142.	$3,283.
	36″	**DS3ODSV2643621FL**	2,975.	3,262.	3,406.
	42″	**DS3ODSV2644221FL**	3,079.	3,388.	3,538.
	48″	**DS3ODSV2644821FL**	3,192.	3,511.	3,663.
	60″	**DS3ODSV2646021FL**	3,306.	3,629.	3,797.
	66″	**DS3ODSV2646621FL**	3,413.	3,754.	3,921.
	72″	**DS3ODSV2647221FL**	3,529.	3,875.	4,046.

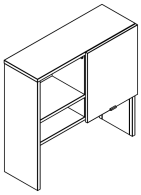

Ordering Information

Sliding Door Overdesk

1. **Pattern Number**
2. **Case Finish**
3. **Door Finish**
4. **Edge Finish (laminate door only)**

Order Code

Sliding Door Overdesk

Example: **DS3ODSS 2643021FL,613**

DS3ODSS Pattern number
2643021FL

613 Silver Paint Finish

Included with:

Sliding Door Overdesk

Note: Overheads are only available in Knoll core finishes.

Options

No lock - substitute "N" for "L" at the end of pattern number, subtract $20.

Back option for No Door units
(1)= Back covering overhead only
(2)= Back covering overhead and shelf section.

Paint Configuration Option:
Add "Y" at the end of the pattern number to specify a different paint finish on the case and fronts. P3 pricing applies on all product with dual paint finishes.

Sliding Door Overdesks

64″ High Cabinet with 21″ High Storage, (Partial Height Door)

description	width	pattern no.	P1	P2	P3
64″h Steel Sliding Door Overdesk with 21″ Tall Cabinet	30″	**DS3ODSS( )643021PL**	$2,071.	$2,276.	$2,373.
	36″	**DS3ODSS( )643621PL**	2,110.	2,315.	2,425.
	42″	**DS3ODSS( )644221PL**	2,166.	2,379.	2,488.
	48″	**DS3ODSS( )644821PL**	2,290.	2,510.	2,628.
	60″	**DS3ODSS( )646021PL**	2,510.	2,758.	2,881.
	66″	**DS3ODSS( )646621PL**	2,591.	2,849.	2,978.
	72″	**DS3ODSS( )647221PL**	2,649.	2,910.	3,037.
64″h Laminate Sliding Door Overdesk with 21″ Tall Cabinet	30″	**DS3ODSL( )643021PL**	2,706.	2,976.	3,108.
	36″	**DS3ODSL( )643621PL**	2,793.	3,071.	3,207.
	42″	**DS3ODSL( )644221PL**	2,889.	3,173.	3,316.
	48″	**DS3ODSL( )644821PL**	2,978.	3,270.	3,414.
	60″	**DS3ODSL( )646021PL**	3,064.	3,372.	3,525.
	66″	**DS3ODSL( )646621PL**	3,156.	3,471.	3,621.
	72″	**DS3ODSL( )647221PL**	3,246.	3,568.	3,732.
64″h Veneer Sliding Door Overdesk with 21″ Tall Cabinet	30″	**DS3ODSV( )643021PL**	2,841.	3,118.	3,257.
	36″	**DS3ODSV( )643621PL**	2,936.	3,233.	3,375.
	42″	**DS3ODSV( )644221PL**	3,045.	3,336.	3,490.
	48″	**DS3ODSV( )644821PL**	3,145.	3,456.	3,604.
	60″	**DS3ODSV( )646021PL**	3,243.	3,565.	3,721.
	66″	**DS3ODSV( )646621PL**	3,341.	3,673.	3,843.
	72″	**DS3ODSV( )647221PL**	3,448.	3,787.	3,959.

Ordering Information

Sliding Door Overdesk

1. **Pattern Number**
2. **Case Finish**
3. **Door Finish**
4. **Edge Finish (laminate door only)**

Order Code

Sliding Door Overdesk

Example: **DS3ODSS 2643021FL,613**

DS3ODSS Pattern number
2643021FL

613 Silver Paint Finish

Included with:

Sliding Door Overdesk

Note: Overheads are only available in Knoll core finishes.

Options

No lock - substitute "N" for "L" at the end of pattern number, subtract $20.

Back option for No Door units
(1)= Back covering overhead only
(2)= Back covering overhead and shelf section.

Paint Configuration Option:
Add "Y" at the end of the pattern number to specify a different paint finish on the case and fronts. P3 pricing applies on all product with dual paint finishes.

Sliding Door Overdesks with Tackboard

57″ High Cabinet with 14″ High Storage, 14″ High Door

description	width	pattern no.	P1	P2	P3
57″h Overdesk without Door with 14″ Tall Cabinet with tackboard	30″	**DS3ODNS1573014T**	$2,208.	$2,375.	$2,450.
	36″	**DS3ODNS1573614T**	2,251.	2,425.	2,503.
	42″	**DS3ODNS1574214T**	2,312.	2,487.	2,576.
	48″	**DS3ODNS1574814T**	2,395.	2,570.	2,659.
	60″	**DS3ODNS1576014T**	2,588.	2,785.	2,879.
	66″	**DS3ODNS1576614T**	2,634.	2,841.	2,936.
	72″	**DS3ODNS1577214T**	2,717.	2,919.	3,021.
57″h Overdesk with Steel Sliding Door and 14″ Tall Cabinet with tackboard	30″	**DS3ODSS1573014LT**	2,343.	2,517.	2,601.
	36″	**DS3ODSS1573614LT**	2,395.	2,576.	2,662.
	42″	**DS3ODSS1574214LT**	2,469.	2,650.	2,741.
	48″	**DS3ODSS1574814LT**	2,547.	2,733.	2,833.
	60″	**DS3ODSS1576014LT**	2,770.	2,983.	3,084.
	66″	**DS3ODSS1576614LT**	2,828.	3,040.	3,147.
	72″	**DS3ODSS1577214LT**	2,906.	3,120.	3,225.
57″h Overdesk with Laminate Sliding Door and 14″ Tall Cabinet with tackboard	30″	**DS3ODSL1573014LT**	2,919.	3,154.	3,272.
	36″	**DS3ODSL1573614LT**	2,992.	3,237.	3,357.
	42″	**DS3ODSL1574214LT**	3,086.	3,336.	3,463.
	48″	**DS3ODSL1574814LT**	3,173.	3,421.	3,548.
	60″	**DS3ODSL1576014LT**	3,276.	3,538.	3,664.
	66″	**DS3ODSL1576614LT**	3,336.	3,604.	3,740.
	72″	**DS3ODSL1577214LT**	3,455.	3,727.	3,866.

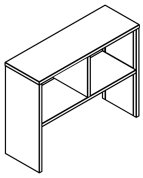

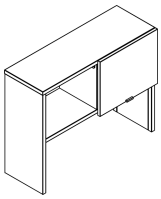

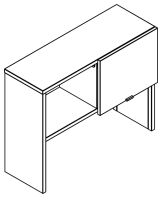

Ordering Information

Sliding Door Overdesk

1. **Pattern Number**
2. **Case Finish**
3. **Door Finish**
4. **Edge Finish (laminate door only)**
5. **Tackboard fabric**

Order Code

Sliding Door Overdesk

Example: **DS3ODSS 1573014FL,613**

DS3ODSS Pattern number
1573014FL

613 Silver Paint Finish

Included with:

Sliding Door Overdesk

Note: Overheads are only available in Knoll core finishes.

Note: Fabric tackboard covers from top of worksurface to bottom of lower shelf.

Options

No lock - substitute "N" for "L" at the end of pattern number, subtract $20.

Paint Configuration Option: Add "Y" at the end of the pattern number to specify a different paint finish on the case and fronts. P3 pricing applies on all product with dual paint finishes.

Sliding Door Overdesks with Tackboard

57″ High Cabinet with 14″ High Storage, 14″ High Door

description	width	pattern no.	P1	P2	P3
57″h Overdesk with Veneer Sliding Door and 14″ Tall Cabinet with tackboard	30″	**DS3ODSV1573014LT**	$3,047.	$3,294.	$3,415.
	36″	**DS3ODSV1573614LT**	3,137.	3,389.	3,518.
	42″	**DS3ODSV1574214LT**	3,243.	3,501.	3,637.
	48″	**DS3ODSV1574814LT**	3,333.	3,601.	3,736.
	60″	**DS3ODSV1576014LT**	3,454.	3,731.	3,866.
	66″	**DS3ODSV1576614LT**	3,525.	3,806.	3,948.
	72″	**DS3ODSV1577214LT**	3,645.	3,939.	4,083.

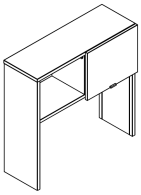

Ordering Information

Sliding Door Overdesk

1. **Pattern Number**
2. **Case Finish**
3. **Door Finish**
4. **Edge Finish (laminate door only)**
5. **Tackboard fabric**

Order Code

Sliding Door Overdesk

Example: **DS3ODSS 1573014FL,613**

DS3ODSS Pattern number
1573014FL

613 Silver Paint Finish

Included with:

Sliding Door Overdesk

Note: Overheads are only available in Knoll core finishes.

Note: Fabric tackboard covers from top of worksurface to bottom of lower shelf.

Options

No lock - substitute "N" for "L" at the end of pattern number, subtract $20.

Paint Configuration Option: Add "Y" at the end of the pattern number to specify a different paint finish on the case and fronts. P3 pricing applies on all product with dual paint finishes.

Sliding Door Overdesks with Tackboard

57″ High Cabinet with 21″ High Storage, (Full Height Door)

description	width	pattern no.	P1	P2	P3
57″h without Sliding Door Overdesk with 21″ Tall Cabinet with tackboard	30″	**DS3ODNS( )573021T**	$2,171.	$2,354.	$2,442.
	36″	**DS3ODNS( )573621T**	2,229.	2,414.	2,501.
	42″	**DS3ODNS( )574221T**	2,305.	2,488.	2,582.
	48″	**DS3ODNS( )574821T**	2,393.	2,588.	2,693.
	60″	**DS3ODNS( )576021T**	2,622.	2,840.	2,941.
	66″	**DS3ODNS( )576621T**	2,677.	2,899.	3,005.
	72″	**DS3ODNS( )577221T**	2,763.	2,985.	3,103.

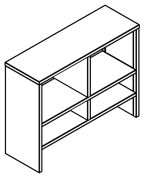

57″h Steel Sliding Door Overdesk with 21″ Tall Cabinet with tackboard	30″	**DS3ODSS2573021FLT**	2,429.	2,633.	2,730.
	36″	**DS3ODSS2573621FLT**	2,484.	2,692.	2,790.
	42″	**DS3ODSS2574221FLT**	2,574.	2,785.	2,893.
	48″	**DS3ODSS2574821FLT**	2,709.	2,929.	3,045.
	60″	**DS3ODSS2576021FLT**	2,977.	3,221.	3,341.
	66″	**DS3ODSS2576621FLT**	3,057.	3,307.	3,439.
	72″	**DS3ODSS2577221FLT**	3,163.	3,414.	3,547.

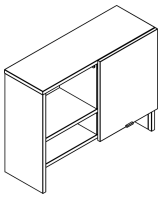

57″h Laminate Sliding Door Overdesk with 21″ Tall Cabinet with tackboard	30″	**DS3ODSL2573021FLT**	3,064.	3,334.	3,468.
	36″	**DS3ODSL2573621FLT**	3,173.	3,454.	3,585.
	42″	**DS3ODSL2574221FLT**	3,294.	3,580.	3,721.
	48″	**DS3ODSL2574821FLT**	3,404.	3,697.	3,843.
	60″	**DS3ODSL2576021FLT**	3,539.	3,843.	3,991.
	66″	**DS3ODSL2576621FLT**	3,629.	3,944.	4,094.
	72″	**DS3ODSL2577221FLT**	3,770.	4,092.	4,252.

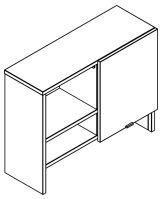

Ordering Information

Sliding Door Overdesk

1. **Pattern Number**
2. **Case Finish**
3. **Door Finish**
4. **Edge Finish (laminate door only)**
5. **Tackboard fabric**

Order Code

Sliding Door Overdesk

Example: **DS3ODSS 2573021FL,613**

DS3ODSS Pattern number
2573021FL

613 Silver Paint Finish

Included with:

Sliding Door Overdesk

Note: Overheads are only available in Knoll core finishes.

Note: Fabric tackboard covers from top of worksurface to bottom of lower shelf.

Options

No lock - substitute "N" for "L" at the end of pattern number, subtract $20.

Back option for No Door units
(1)= Back covering overhead only
(2)= Back covering overhead and shelf section.

Paint Configuration Option:
Add "Y" at the end of the pattern number to specify a different paint finish on the case and fronts. P3 pricing applies on all product with dual paint finishes.

Sliding Door Overdesks with Tackboard

57″ High Cabinet with 21″ High Storage, (Full Height Door)

description	width	pattern no.	P1	P2	P3
57″h Veneer Sliding Door Overdesk with 21″ Tall Cabinet with tackboard	30″	**DS3ODSV2573021FLT**	$3,205.	$3,482.	$3,621.
	36″	**DS3ODSV2573621FLT**	3,330.	3,619.	3,769.
	42″	**DS3ODSV2574221FLT**	3,475.	3,781.	3,927.
	48″	**DS3ODSV2574821FLT**	3,601.	3,913.	4,071.
	60″	**DS3ODSV2576021FLT**	3,757.	4,079.	4,245.
	66″	**DS3ODSV2576621FLT**	3,869.	4,201.	4,369.
	72″	**DS3ODSV2577221FLT**	4,028.	4,375.	4,543.

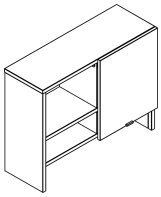

Ordering Information

Sliding Door Overdesk

1. **Pattern Number**
2. **Case Finish**
3. **Door Finish**
4. **Edge Finish (laminate door only)**
5. **Tackboard fabric**

Order Code

Sliding Door Overdesk

Example: **DS3ODSS 2573021FL,613**

DS3ODSS Pattern number
2573021FL

613 Silver Paint Finish

Included with:

Sliding Door Overdesk

Note: Overheads are only available in Knoll core finishes.

Note: Fabric tackboard covers from top of worksurface to bottom of lower shelf.

Options

No lock - substitute "N" for "L" at the end of pattern number, subtract $20.

Back option for No Door units
(1)= Back covering overhead only
(2)= Back covering overhead and shelf section.

Paint Configuration Option:
Add "Y" at the end of the pattern number to specify a different paint finish on the case and fronts. P3 pricing applies on all product with dual paint finishes.

Sliding Door Overdesks with Tackboard

57″ High Cabinet with 21″ High Storage, (Partial Height Door)

description	width	pattern no.	P1	P2	P3
57″h Steel Sliding Door Overdesk with 21″ Tall Cabinet with tackboard	36″	**DS3ODSS( )573021PLT**	$2,429.	$2,633.	$2,730.
	36″	**DS3ODSS( )573621PLT**	2,484.	2,692.	2,790.
	42″	**DS3ODSS( )574221PLT**	2,574.	2,785.	2,893.
	48″	**DS3ODSS( )574821PLT**	2,709.	2,929.	3,045.
	60″	**DS3ODSS( )576021PLT**	2,977.	3,221.	3,341.
	66″	**DS3ODSS( )576621PLT**	3,057.	3,307.	3,439.
	72″	**DS3ODSS( )577221PLT**	3,163.	3,414.	3,547.

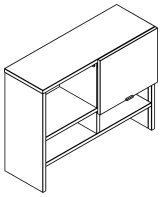

57″h Laminate Sliding Door Overdesk with 21″ Tall Cabinet with tackboard	30″	**DS3ODSL( )573021PLT**	3,054.	3,317.	3,453.
	36″	**DS3ODSL( )573621PLT**	3,156.	3,433.	3,565.
	42″	**DS3ODSL( )574221PLT**	3,278.	3,561.	3,702.
	48″	**DS3ODSL( )574821PLT**	3,385.	3,672.	3,821.
	60″	**DS3ODSL( )576021PLT**	3,525.	3,817.	3,968.
	66″	**DS3ODSL( )576621PLT**	3,610.	3,918.	4,074.
	72″	**DS3ODSL( )577221PLT**	3,748.	4,070.	4,227.

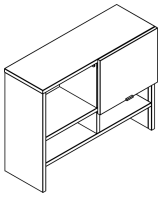

57″h Veneer Sliding Door Overdesk with 21″ Tall Cabinet with tackboard	30″	**DS3ODSV( )573021PLT**	3,188.	3,464.	3,601.
	36″	**DS3ODSV( )573621PLT**	3,298.	3,585.	3,731.
	42″	**DS3ODSV( )574221PLT**	3,432.	3,733.	3,879.
	48″	**DS3ODSV( )574821PLT**	3,549.	3,858.	4,013.
	60″	**DS3ODSV( )576021PLT**	3,696.	4,013.	4,174.
	66″	**DS3ODSV( )576621PLT**	3,800.	4,124.	4,289.
	72″	**DS3ODSV( )577221PLT**	3,947.	4,289.	4,460.

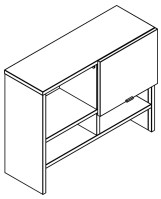

Ordering Information

Sliding Door Overdesk

1. **Pattern Number**
2. **Case Finish**
3. **Door Finish**
4. **Edge Finish (laminate door only)**
5. **Tackboard fabric**

Order Code

Sliding Door Overdesk

Example: **DS3ODSS 2573021FL,613**

DS3ODSS Pattern number
2573021FL

613 Silver Paint Finish

Included with:

Sliding Door Overdesk

Note: Overheads are only available in Knoll core finishes.

Note: Fabric tackboard covers from top of worksurface to bottom of lower shelf.

Options

No lock - substitute "N" for "L" at the end of pattern number, subtract $20.

Back option for No Door units
(1)= Back covering overhead only
(2)= Back covering overhead and shelf section.

Paint Configuration Option:
Add "Y" at the end of the pattern number to specify a different paint finish on the case and fronts. P3 pricing applies on all product with dual paint finishes.

Sliding Door Overdesks with Tackboard
64″ High Cabinet with 14″ High Storage

description	width	pattern no.	P1	P2	P3
64″h without Sliding Door Overdesk with 14″ Tall Cabinet with tackboard	30″	**DS3ODNS1643014T**	$2,316.	$2,488.	$2,574.
	36″	**DS3ODNS1643614T**	2,348.	2,517.	2,601.
	42″	**DS3ODNS1644214T**	2,436.	2,614.	2,702.
	48″	**DS3ODNS1644814T**	2,616.	2,800.	2,898.
	60″	**DS3ODNS1646014T**	2,718.	2,916.	3,011.
	66″	**DS3ODNS1646614T**	2,763.	2,968.	3,063.
	72″	**DS3ODNS1647214T**	2,846.	3,052.	3,150.

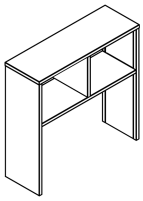

64″h Steel Sliding Door Overdesk with 14″ Tall Cabinet with tackboard	30″	**DS3ODSS1643014LT**	2,414.	2,586.	2,677.
	36″	**DS3ODSS1643614LT**	2,466.	2,649.	2,734.
	42″	**DS3ODSS1644214LT**	2,542.	2,723.	2,819.
	48″	**DS3ODSS1644814LT**	2,622.	2,809.	2,913.
	60″	**DS3ODSS1646014LT**	2,849.	3,061.	3,169.
	66″	**DS3ODSS1646614LT**	2,912.	3,123.	3,235.
	72″	**DS3ODSS1647214LT**	2,987.	3,205.	3,311.

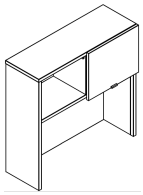

64″h Laminate Sliding Door Overdesk with 14″ Tall Cabinet with tackboard	30″	**DS3ODSL1643014LT**	2,990.	3,227.	3,343.
	36″	**DS3ODSL1643614LT**	3,069.	3,311.	3,432.
	42″	**DS3ODSL1644214LT**	3,170.	3,415.	3,544.
	48″	**DS3ODSL1644814LT**	3,253.	3,511.	3,638.
	60″	**DS3ODSL1646014LT**	3,367.	3,621.	3,758.
	66″	**DS3ODSL1646614LT**	3,429.	3,697.	3,833.
	72″	**DS3ODSL1647214LT**	3,547.	3,823.	3,959.

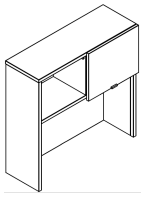

Ordering Information

Sliding Door Overdesk

1. **Pattern Number**
2. **Case Finish**
3. **Door Finish**
4. **Edge Finish (laminate door only)**
5. **Tackboard fabric**

Order Code

Sliding Door Overdesk

Example: **DS3ODSS 2643014FLT,613**

DS3ODSS	Pattern number
2643014FLT	
613	Silver Paint Finish
W1360	Annex Tackboard fabric

Included with:

Sliding Door Overdesk

Note: Overheads are only available in Knoll core finishes.

Note: Fabric tackboard covers from top of worksurface to bottom of lower shelf.

Options

No lock - substitute "N" for "L" at the end of pattern number, subtract $20.

Paint Configuration Option: Add "Y" at the end of the pattern number to specify a different paint finish on the case and fronts. P3 pricing applies on all product with dual paint finishes.

Sliding Door Overdesks with Tackboard
64″ High Cabinet with 14″ High Storage

description	width	pattern no.	P1	P2	P3
64″h Veneer Sliding Door Overdesk with 14″ Tall Cabinet with tackboard	30″	**DS3ODSV1643014LT**	$3,121.	$3,372.	$3,498.
	36″	**DS3ODSV1643614LT**	3,208.	3,470.	3,599.
	42″	**DS3ODSV1644214LT**	3,326.	3,585.	3,720.
	48″	**DS3ODSV1644814LT**	3,414.	3,685.	3,823.
	60″	**DS3ODSV1646014LT**	3,539.	3,817.	3,957.
	66″	**DS3ODSV1646614LT**	3,614.	3,900.	4,045.
	72″	**DS3ODSV1647214LT**	3,746.	4,040.	4,190.

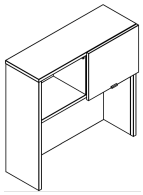

Ordering Information

Sliding Door Overdesk

1. **Pattern Number**
2. **Case Finish**
3. **Door Finish**
4. **Edge Finish (laminate door only)**
5. **Tackboard fabric**

Order Code

Sliding Door Overdesk

Example: **DS3ODSS 2643014FLT,613**

DS3ODSS 2643014FLT	Pattern number
613	Silver Paint Finish
W1360	Annex Tackboard fabric

Included with:

Sliding Door Overdesk

Note: Overheads are only available in Knoll core finishes.

Note: Fabric tackboard covers from top of worksurface to bottom of lower shelf.

Options

No lock - substitute "N" for "L" at the end of pattern number, subtract $20.

Paint Configuration Option: Add "Y" at the end of the pattern number to specify a different paint finish on the case and fronts. P3 pricing applies on all product with dual paint finishes.

Sliding Door Overdesks with Tackboard

64″ High Cabinet with 21″ High Storage (Full Height Door)

description	width	pattern no.	P1	P2	P3
64″h without Sliding Door Overdesk with 21″ Tall Cabinet with tackboard	30″	**DS3ODNS( )643021T**	$2,375.	$2,562.	$2,649.
	36″	**DS3ODNS( )643621T**	2,419.	2,601.	2,698.
	42″	**DS3ODNS( )644221T**	2,496.	2,693.	2,790.
	48″	**DS3ODNS( )644821T**	2,636.	2,841.	2,940.
	60″	**DS3ODNS( )646021T**	2,876.	3,102.	3,213.
	66″	**DS3ODNS( )646621T**	2,949.	3,177.	3,296.
	72″	**DS3ODNS( )647221T**	3,052.	3,290.	3,405.

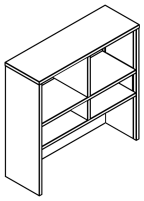

64″h Steel Sliding Door Overdesk with 21″ Tall Cabinet with tackboard	30″	**DS3ODSS2643021FLT**	2,601.	2,805.	2,908.
	36″	**DS3ODSS2643621FLT**	2,658.	2,863.	2,974.
	42″	**DS3ODSS2644221FLT**	2,746.	2,961.	3,064.
	48″	**DS3ODSS2644821FLT**	2,881.	3,108.	3,221.
	60″	**DS3ODSS2646021FLT**	3,149.	3,399.	3,524.
	66″	**DS3ODSS2646621FLT**	3,235.	3,488.	3,614.
	72″	**DS3ODSS2647221FLT**	3,335.	3,599.	3,727.

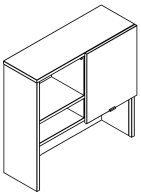

64″h Laminate Sliding Door Overdesk with 21″ Tall Cabinet with tackboard	30″	**DS3ODSL2643021FLT**	3,257.	3,529.	3,662.
	36″	**DS3ODSL2643621FLT**	3,360.	3,638.	3,779.
	42″	**DS3ODSL2644221FLT**	3,480.	3,769.	3,910.
	48″	**DS3ODSL2644821FLT**	3,592.	3,886.	4,033.
	60″	**DS3ODSL2646021FLT**	3,727.	4,030.	4,185.
	66″	**DS3ODSL2646621FLT**	3,817.	4,129.	4,285.
	72″	**DS3ODSL2647221FLT**	3,957.	4,282.	4,447.

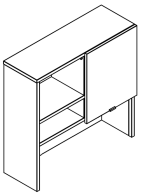

Ordering Information

Sliding Door Overdesk

1. **Pattern Number**
2. **Case Finish**
3. **Door Finish**
4. **Edge Finish (laminate door only)**
5. **Tackboard fabric**

Order Code

Sliding Door Overdesk

Example: **DS3ODSS 2643021FL,613**

DS3ODSS	Pattern number
2643021FL	
613	Silver Paint Finish
W1360	Annex Tackboard Finish

Included with:

Sliding Door Overdesk

Note: Overheads are only available in Knoll core finishes.

Note: Fabric tackboard covers from top of worksurface to bottom of lower shelf.

Options

No lock - substitute "N" for "L" at the end of pattern number, subtract $20.

Back option for No Door units
(1)= Back covering overhead only
(2)= Back covering overhead and shelf section.

Paint Configuration Option:
Add "Y" at the end of the pattern number to specify a different paint finish on the case and fronts. P3 pricing applies on all product with dual paint finishes.

Sliding Door Overdesks with Tackboard

64″ High Cabinet with 21″ High Storage (Full Height Door)

description	width	pattern no.	P1	P2	P3
64″h Veneer Sliding Door Overdesk with 21″ Tall Cabinet with tackboard	30″	**DS3ODSV2643021FLT**	$3,392.	$3,672.	$3,817.
	36″	**DS3ODSV2643621FLT**	3,518.	3,810.	3,956.
	42″	**DS3ODSV2644221FLT**	3,663.	3,964.	4,116.
	48″	**DS3ODSV2644821FLT**	3,786.	4,108.	4,258.
	60″	**DS3ODSV2646021FLT**	3,944.	4,265.	4,433.
	66″	**DS3ODSV2646621FLT**	4,054.	4,393.	4,559.
	72″	**DS3ODSV2647221FLT**	4,213.	4,563.	4,735.

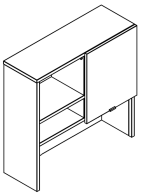

Ordering Information

Sliding Door Overdesk

1. **Pattern Number**
2. **Case Finish**
3. **Door Finish**
4. **Edge Finish (laminate door only)**
5. **Tackboard fabric**

Order Code

Sliding Door Overdesk

Example:	**DS3ODSS 2643021FL,613**
DS3ODSS 2643021FL	Pattern number
613	Silver Paint Finish
W1360	Annex Tackboard Finish

Included with:

Sliding Door Overdesk

Note: Overheads are only available in Knoll core finishes.

Note: Fabric tackboard covers from top of worksurface to bottom of lower shelf.

Options

No lock - substitute "N" for "L" at the end of pattern number, subtract $20.

Back option for No Door units
(1)= Back covering overhead only
(2)= Back covering overhead and shelf section.

Paint Configuration Option:
Add "Y" at the end of the pattern number to specify a different paint finish on the case and fronts. P3 pricing applies on all product with dual paint finishes.

Sliding Door Overdesks with Tackboard

64″ High Cabinet with 21″ High Storage, (Partial Height Door)

description	width	pattern no.	P1	P2	P3
64″h Steel Sliding Door Overdesk with 21″ Tall Cabinet with tackboard	30″	**DS3ODSS( )643021PLT**	$2,601.	$2,805.	$2,908.
	36″	**DS3ODSS( )643621PLT**	2,658.	2,863.	2,974.
	42″	**DS3ODSS( )644221PLT**	2,746.	2,961.	3,064.
	48″	**DS3ODSS( )644821PLT**	2,881.	3,108.	3,221.
	60″	**DS3ODSS( )646021PLT**	3,149.	3,399.	3,524.
	66″	**DS3ODSS( )646621PLT**	3,235.	3,488.	3,614.
	72″	**DS3ODSS( )647221PLT**	3,335.	3,599.	3,727.

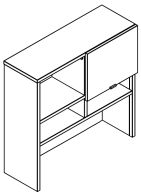

64″h Laminate Sliding Door Overdesk with 21″ Tall Cabinet with tackboard	30″	**DS3ODSL( )643021PLT**	3,239.	3,509.	3,639.
	36″	**DS3ODSL( )643621PLT**	3,339.	3,617.	3,754.
	42″	**DS3ODSL( )644221PLT**	3,466.	3,750.	3,892.
	48″	**DS3ODSL( )644821PLT**	3,573.	3,867.	4,013.
	60″	**DS3ODSL( )646021PLT**	3,707.	4,012.	4,160.
	66″	**DS3ODSL( )646621PLT**	3,797.	4,111.	4,262.
	72″	**DS3ODSL( )647221PLT**	3,936.	4,258.	4,418.

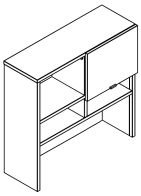

64″h Veneer Sliding Door Overdesk with 21″ Tall Cabinet with tackboard	30″	**DS3ODSV( )643021PLT**	3,372.	3,650.	3,792.
	36″	**DS3ODSV( )643621PLT**	3,480.	3,780.	3,921.
	42″	**DS3ODSV( )644221PLT**	3,619.	3,916.	4,071.
	48″	**DS3ODSV( )644821PLT**	3,738.	4,049.	4,201.
	60″	**DS3ODSV( )646021PLT**	3,883.	4,203.	4,361.
	66″	**DS3ODSV( )646621PLT**	3,980.	4,319.	4,478.
	72″	**DS3ODSV( )647221PLT**	4,138.	4,473.	4,651.

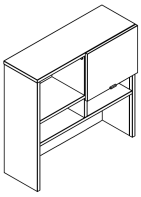

Ordering Information

Sliding Door Overdesk

1. **Pattern Number**
2. **Case Finish**
3. **Door Finish**
4. **Edge Finish (laminate door only)**
5. **Tackboard fabric**

Order Code

Sliding Door Overdesk

Example: **DS3ODSS 2643021FL,613**

DS3ODSS	Pattern number
2643021FL	
613	Silver Paint Finish
W1360	Annex Tackboard Finish

Included with:

Sliding Door Overdesk

Note: Overheads are only available in Knoll core finishes.

Note: Fabric tackboard covers from top of worksurface to bottom of lower shelf.

Options

No lock - substitute "N" for "L" at the end of pattern number, subtract $20.

Back option for No Door units
(1)= Back covering overhead only
(2)= Back covering overhead and shelf section.

Paint Configuration Option:
Add "Y" at the end of the pattern number to specify a different paint finish on the case and fronts. P3 pricing applies on all product with dual paint finishes.

Rectangular Worksurfaces
18″ Deep

description	w *	w	d	t	pattern no.	laminate w/ ABS edge	laminate w/ woodgrain edge	laminate w/ metal edge	techwood w/ techwood edge
18″ Deep Rectangular No Grommets	18″	17 13/16″	17 1/2″	1 1/4″	**D1R 1818N**	$254.	$277.	$302.	$621.
	21″	20 13/16″	17 1/2″	1 1/4″	**D1R 2118N**	259.	284.	312.	665.
	24″	23 13/16″	17 1/2″	1 1/4″	**D1R 2418N**	267.	290.	315.	650.
	27″	26 13/16″	17 1/2″	1 1/4″	**D1R 2718N**	272.	298.	327.	668.
	30″	29 13/16″	17 1/2″	1 1/4″	**D1R 3018N**	279.	307.	333.	683.
	33″	32 13/16″	17 1/2″	1 1/4″	**D1R 3318N**	291.	328.	355.	695.
	36″	35 13/16″	17 1/2″	1 1/4″	**D1R 3618N**	310.	345.	376.	714.
	39″	38 13/16″	17 1/2″	1 1/4″	**D1R 3918N**	328.	369.	407.	734.
	42″	41 13/16″	17 1/2″	1 1/4″	**D1R 4218N**	359.	396.	430.	750.
	45″	44 13/16″	17 1/2″	1 1/4″	**D1R 4518N**	381.	418.	461.	764.
	48″	47 13/16″	17 1/2″	1 1/4″	**D1R 4818N**	401.	443.	484.	782.
	51″	50 13/16″	17 1/2″	1 1/4″	**D1R 5118N**	415.	455.	492.	798.
	54″	53 13/16″	17 1/2″	1 1/4″	**D1R 5418N**	426.	469.	514.	808.
	57″	56 13/16″	17 1/2″	1 1/4″	**D1R 5718N**	445.	489.	528.	820.
	60″	59 13/16″	17 1/2″	1 1/4″	**D1R 6018N**	465.	510.	558.	840.
	63″	62 13/16″	17 1/2″	1 1/4″	**D1R 6318N**	477.	534.	586.	859.
	66″	65 13/16″	17 1/2″	1 1/4″	**D1R 6618N**	500.	550.	602.	873.
	69″	68 13/16″	17 1/2″	1 1/4″	**D1R 6918N**	503.	558.	613.	890.
	72″	71 13/16″	17 1/2″	1 1/4″	**D1R 7218N**	527.	579.	632.	902.
	75″	74 13/16″	17 1/2″	1 1/4″	**D1R 7518N**	541.	600.	655.	925.
	78″	77 13/16″	17 1/2″	1 1/4″	**D1R 7818N**	567.	623.	681.	941.
	81″	80 13/16″	17 1/2″	1 1/4″	**D1R 8118N**	583.	638.	702.	962.
	84″	83 13/16″	17 1/2″	1 1/4″	**D1R 8418N**	596.	656.	713.	977.
	87″	86 13/16″	17 1/2″	1 1/4″	**D1R 8718N**	626.	683.	745.	995.
	90″	89 13/16″	17 1/2″	1 1/4″	**D1R 9018N**	665.	734.	793.	1,016.
	93″	92 13/16″	17 1/2″	1 1/4″	**D1R 9318N**	699.	764.	829.	1,035.
	96″	95 13/16″	17 1/2″	1 1/4″	**D1R 9618N**	737.	805.	880.	1,053.
	99″	98 13/16″	17 1/2″	1 1/4″	**D1R 9918N**	767.	835.	906.	1,091.

w* = nominal width
Dimensions listed under w d t are actual to the nearest 1/16″

Ordering Information

Worksurfaces

1. **Pattern Number**
2. **Top Finish Type**
3. **Edge Finish**

Order Code

Worksurfaces

Example:	**D1R 4818N, 114, 114**
D1R 4818N	Pattern Number
114	Folkstone Grey Laminate
114	Folkstone Grey Edge Band

Included with:

Worksurfaces

Note: An upcharge applies when specifying Legacy laminates. See Legacy finish page.

Options

Worksurfaces

- **Center-Located Edge Grommet**
- **Woodgrain ABS edge**
- **Metal edge**
- **Techwood edge**

To specify edge grommet, replace the "N" suffix from the pattern number with "G". Add $19.

Rectangular Worksurfaces
24″ Deep

description	w	w	d	t	pattern no.	laminate w/ ABS edge	laminate w/ woodgrain edge	laminate w/ metal edge	techwood w/ techwood edge
24″ Deep Rectangular No Grommets	18″	17 13/16″	23 1/2″	1 1/4″	**D1R 1824N**	$267.	$290.	$315.	$650.
	21″	20 13/16″	23 1/2″	1 1/4″	**D1R 2124N**	272.	298.	328.	656.
	24″	23 13/16″	23 1/2″	1 1/4″	**D1R 2424N**	280.	309.	342.	670.
	27″	26 13/16″	23 1/2″	1 1/4″	**D1R 2724N**	301.	335.	359.	689.
	30″	29 13/16″	23 1/2″	1 1/4″	**D1R 3024N**	323.	354.	384.	707.
	33″	32 13/16″	23 1/2″	1 1/4″	**D1R 3324N**	338.	370.	411.	725.
	36″	35 13/16″	23 1/2″	1 1/4″	**D1R 3624N**	357.	392.	426.	747.
	39″	38 13/16″	23 1/2″	1 1/4″	**D1R 3924N**	381.	414.	461.	766.
	42″	41 13/16″	23 1/2″	1 1/4″	**D1R 4224N**	409.	449.	494.	784.
	45″	44 13/16″	23 1/2″	1 1/4″	**D1R 4524N**	431.	477.	516.	803.
	48″	47 13/16″	23 1/2″	1 1/4″	**D1R 4824N**	456.	503.	551.	823.
	51″	50 13/16″	23 1/2″	1 1/4″	**D1R 5124N**	477.	530.	571.	844.
	54″	53 13/16″	23 1/2″	1 1/4″	**D1R 5424N**	496.	546.	595.	868.
	57″	56 13/16″	23 1/2″	1 1/4″	**D1R 5724N**	517.	565.	621.	890.
	60″	59 13/16″	23 1/2″	1 1/4″	**D1R 6024N**	539.	588.	639.	908.
	63″	62 13/16″	23 1/2″	1 1/4″	**D1R 6324N**	561.	611.	668.	931.
	66″	65 13/16″	23 1/2″	1 1/4″	**D1R 6624N**	578.	634.	695.	947.
	69″	68 13/16″	23 1/2″	1 1/4″	**D1R 6924N**	586.	653.	709.	965.
	72″	71 13/16″	23 1/2″	1 1/4″	**D1R 7224N**	604.	666.	726.	990.
	75″	74 13/16″	23 1/2″	1 1/4″	**D1R 7524N**	636.	689.	749.	1,016.
	78″	77 13/16″	23 1/2″	1 1/4″	**D1R 7824N**	650.	710.	774.	1,037.
	81″	80 13/16″	23 1/2″	1 1/4″	**D1R 8124N**	665.	733.	800.	1,056.
	84″	83 13/16″	23 1/2″	1 1/4″	**D1R 8424N**	685.	757.	824.	1,079.
	87″	86 13/16″	23 1/2″	1 1/4″	**D1R 8724N**	734.	817.	877.	1,114.
	90″	89 13/16″	23 1/2″	1 1/4″	**D1R 9024N**	773.	846.	929.	1,127.
	93″	92 13/16″	23 1/2″	1 1/4″	**D1R 9324N**	813.	903.	979.	1,147.
	96″	95 13/16″	23 1/2″	1 1/4″	**D1R 9624N**	842.	930.	1,017.	1,170.
	99″	98 13/16″	23 1/2″	1 1/4″	**D1R 9924N**	856.	976.	1,053.	1,212.
	102″	101 13/16″	23 1/2″	1 1/4″	**D1R 10224N**	884.	964.	1,065.	1,236.
	108″	107 13/16″	23 1/2″	1 1/4″	**D1R 10824N**	991.	1,060.	1,167.	1,341.
	120″	119 13/16″	23 1/2″	1 1/4″	**D1R 12024N**	1,066.	1,101.	1,212.	1,490.

w* = nominal width
Dimensions listed under w d t are actual to the nearest 1/16″

Ordering Information

Worksurfaces

1. **Pattern Number**
2. **Top Finish Type**
3. **Edge Finish**

Order Code

Worksurfaces

Example:	**D1R 4818N, 114, 114**
D1R 4818N	Pattern Number
114	Folkstone Grey Laminate
114	Folkstone Grey Edge Band

Included with:

Worksurfaces

Note: An upcharge applies when specifying Legacy laminates. See Legacy finish page.

Options

Worksurfaces

- **Center-Located Edge Grommet**
- **Woodgrain ABS edge**
- **Metal edge**
- **Techwood edge**

To specify edge grommet, replace the "N" suffix from the pattern number with "G".
Add $19.

Rectangular Worksurfaces
16″ Deep

description	w *	w	d	t	pattern no.	laminate w/ ABS edge	laminate w/ woodgrain edge	laminate w/ metal edge	techwood w/ techwood edge	V2	V3
16″ Deep Rectangular - No Grommets (for use with doublewide pedestals)	24″	23 13/16″	16″	1 1/4″	**D1R2416N**	$249.	$272.	$293.	$626.	$707.	$891.
	30″	29 13/16″	16″	1 1/4″	**D1R3016N**	261.	288.	313.	643.	727.	916.
	36″	35 13/16″	16″	1 1/4″	**D1R3616N**	291.	325.	355.	673.	760.	958.
	42″	41 13/16″	16″	1 1/4″	**D1R4216N**	339.	374.	407.	708.	800.	1,008.
	48″	47 13/16″	16″	1 1/4″	**D1R4816N**	379.	420.	460.	749.	846.	1,066.
	54″	53 13/16″	16″	1 1/4″	**D1R5416N**	404.	445.	489.	764.	863.	1,088.
	60″	59 13/16″	16″	1 1/4″	**D1R6016N**	441.	485.	532.	806.	911.	1,148.
	66″	65 13/16″	16″	1 1/4″	**D1R6616N**	475.	524.	574.	828.	936.	1,179.
	72″	71 13/16″	16″	1 1/4″	**D1R7216N**	502.	552.	604.	866.	979.	1,233.
	78″	77 13/16″	16″	1 1/4″	**D1R7816N**	540.	595.	651.	904.	1,022.	1,287.
	84″	83 13/16″	16″	1 1/4″	**D1R8416N**	569.	627.	682.	949.	1,072.	1,351.
	90″	89 13/16″	16″	1 1/4″	**D1R9016N**	636.	703.	760.	976.	1,103.	1,390.
	96″	95 13/16″	16″	1 1/4″	**D1R9616N**	770.	850.	923.	1,100.	1,243.	1,566.

w* = nominal width
Dimensions listed under w d t are actual to the nearest 1/16″

Ordering Information

Worksurfaces

1. **Pattern Number**
2. **Top Finish Type**
3. **Edge Finish**

Order Code

Worksurfaces

Example:	**D1R 4816N, 114, 114**
D1R 4816N	Pattern Number
114	Folkstone Grey Laminate
114	Folkstone Grey Edge Band

Included with:

Worksurfaces

Note: An upcharge applies when specifying Legacy laminates. See Legacy finish page.

Options

Worksurfaces

- **Center-Located Edge Grommet**
- **Woodgrain ABS edge**
- **Metal edge**
- **Techwood edge**

To specify edge grommet, replace the "N" suffix from the pattern number with "G".
Add $19.

Rectangular Worksurfaces
19″ Deep

description	w *	w	d	t	pattern no.	laminate w/ ABS edge	laminate w/ woodgrain edge	laminate w/ metal edge	techwood w/ techwood edge
19″ Deep Rectangular - No Grommets (for use with doublewide pedestals)	24″	23 13/16″	18 3/4″	1 1/4″	**D1R2419N**	$269.	$293.	$321.	$652.
	30″	29 13/16″	18 3/4″	1 1/4″	**D1R3019N**	286.	314.	344.	685.
	36″	35 13/16″	18 3/4″	1 1/4″	**D1R3619N**	321.	353.	382.	722.
	42″	41 13/16″	18 3/4″	1 1/4″	**D1R4219N**	367.	405.	443.	755.
	48″	47 13/16″	18 3/4″	1 1/4″	**D1R4819N**	409.	450.	493.	790.
	54″	53 13/16″	18 3/4″	1 1/4″	**D1R5419N**	439.	484.	527.	822.
	60″	59 13/16″	18 3/4″	1 1/4″	**D1R6019N**	478.	524.	572.	853.
	66″	65 13/16″	18 3/4″	1 1/4″	**D1R6619N**	512.	565.	616.	884.
	72″	71 13/16″	18 3/4″	1 1/4″	**D1R7219N**	543.	595.	651.	920.
	78″	77 13/16″	18 3/4″	1 1/4″	**D1R7819N**	578.	634.	696.	958.
	84″	83 13/16″	18 3/4″	1 1/4″	**D1R8419N**	613.	674.	737.	992.
	90″	89 13/16″	18 3/4″	1 1/4″	**D1R9019N**	683.	750.	820.	1,032.
	96″	95 13/16″	18 3/4″	1 1/4″	**D1R9619N**	752.	827.	903.	1,069.

w* = nominal width
Dimensions listed under w d t are actual to the nearest 1/16″

Ordering Information

Worksurfaces

1. **Pattern Number**
2. **Top Finish Type**
3. **Edge Finish**

Order Code

Worksurfaces

Example:	**D1R 4819N, 114, 114**
D1R 4819N	Pattern Number
114	Folkstone Grey Laminate
114	Folkstone Grey Edge Band

Included with:

Worksurfaces

Note: An upcharge applies when specifying Legacy laminates. See Legacy finish page.

Options

Worksurfaces

- **Center-Located Edge Grommet**
- **Woodgrain ABS edge**
- **Metal edge**
- **Techwood edge**

To specify edge grommet, replace the "N" suffix from the pattern number with "G".
Add $19.

Rectangular Worksurfaces
30″ and 36″ Deep

description	w	w	d	t	pattern no.	laminate w/ ABS edge	laminate w/ woodgrain edge	laminate w/ metal edge	techwood w/ techwood edge
30″ Deep Rectangular No Grommets 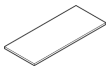	24″	23 13/16″	29 1/2″	1 1/4″	**D1R 2430N**	$358.	$393.	$427.	$695.
	27″	26 13/16″	29 1/2″	1 1/4″	**D1R 2730N**	380.	411.	449.	713.
	30″	29 13/16″	29 1/2″	1 1/4″	**D1R 3030N**	401.	443.	484.	749.
	33″	32 13/16″	29 1/2″	1 1/4″	**D1R 3330N**	423.	462.	512.	768.
	36″	35 13/16″	29 1/2″	1 1/4″	**D1R 3630N**	445.	490.	538.	799.
	39″	38 13/16″	29 1/2″	1 1/4″	**D1R 3930N**	465.	506.	549.	825.
	42″	41 13/16″	29 1/2″	1 1/4″	**D1R 4230N**	484.	530.	575.	853.
	45″	44 13/16″	29 1/2″	1 1/4″	**D1R 4530N**	514.	563.	619.	877.
	48″	47 13/16″	29 1/2″	1 1/4″	**D1R 4830N**	539.	588.	639.	905.
	51″	50 13/16″	29 1/2″	1 1/4″	**D1R 5130N**	578.	616.	679.	925.
	54″	53 13/16″	29 1/2″	1 1/4″	**D1R 5430N**	610.	668.	730.	945.
	57″	56 13/16″	29 1/2″	1 1/4″	**D1R 5730N**	626.	707.	768.	962.
	60″	59 13/16″	29 1/2″	1 1/4″	**D1R 6030N**	670.	739.	800.	987.
	63″	62 13/16″	29 1/2″	1 1/4″	**D1R 6330N**	708.	788.	855.	1,004.
	66″	65 13/16″	29 1/2″	1 1/4″	**D1R 6630N**	745.	820.	894.	1,025.
	69″	68 13/16″	29 1/2″	1 1/4″	**D1R 6930N**	759.	833.	911.	1,048.
	72″	71 13/16″	29 1/2″	1 1/4″	**D1R 7230N**	773.	846.	929.	1,061.
	75″	74 13/16″	29 1/2″	1 1/4″	**D1R 7530N**	791.	874.	962.	1,083.
	78″	77 13/16″	29 1/2″	1 1/4″	**D1R 7830N**	825.	915.	992.	1,112.
	81″	80 13/16″	29 1/2″	1 1/4″	**D1R 8130N**	844.	947.	1,019.	1,134.
	84″	83 13/16″	29 1/2″	1 1/4″	**D1R 8430N**	878.	964.	1,056.	1,159.
	102″	101 13/16″	29 1/2″	1 1/4″	**D1R 10230N**	884.	1,016.	1,085.	1,274.
	87″	86 13/16″	29 1/2″	1 1/4″	**D1R 8730N**	903.	994.	1,092.	1,183.
	108″	107 13/16″	29 1/2″	1 1/4″	**D1R 10830N**	930.	1,057.	1,135.	1,314.
	90″	89 13/16″	29 1/2″	1 1/4″	**D1R 9030N**	943.	1,037.	1,131.	1,208.
	93″	92 13/16″	29 1/2″	1 1/4″	**D1R 9330N**	965.	1,086.	1,178.	1,233.
	96″	95 13/16″	29 1/2″	1 1/4″	**D1R 9630N**	1,014.	1,113.	1,213.	1,256.
	99″	98 13/16″	29 1/2″	1 1/4″	**D1R 9930N**	1,031.	1,147.	1,250.	1,283.
	114″	113 13/16″	29 1/2″	1 1/4″	**D1R 11430N**	964.	1,095.	1,183.	1,360.
	120″	119 13/16″	29 1/2″	1 1/4″	**D1R 12030N**	1,050.	1,162.	1,268.	1,474.

w* = nominal width
Dimensions listed under w h t are actual to the nearest 1/16″

Ordering Information

Worksurfaces

1. **Pattern Number**
2. **Top Finish Type**
3. **Edge Finish**

Order Code

Worksurfaces

Example:	**D1R 6030N, 114, 114**
D1R 6030N	Pattern Number
114	Folkstone Grey Laminate
114	Folkstone Grey Edge Band

Included with:

Worksurfaces

Note: An upcharge applies when specifying Legacy laminates. See Legacy finish page.

Options

Worksurfaces

- **Center-Located Edge Grommet**
- **Woodgrain ABS edge**
- **Metal edge**
- **Techwood edge**

To specify edge grommet, replace the "N" suffix from the pattern number with "G". Add $19.

Rectangular Worksurfaces
30″ and 36″ Deep

description	w	w	d	t	pattern no.	laminate w/ ABS edge	laminate w/ woodgrain edge	laminate w/ metal edge	techwood w/ techwood edge
36″ Deep Rectangular No Grommets 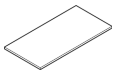	60″	59 13/16″	35 1/2″	1 1/4″	**D1R 6036N**	$856.	$942.	$1,027.	$1,168.
	66″	65 13/16″	35 1/2″	1 1/4″	**D1R 6636N**	946.	1,044.	1,134.	1,209.
	72″	71 13/16″	35 1/2″	1 1/4″	**D1R 7236N**	1,044.	1,152.	1,250.	1,252.
	78″	77 13/16″	35 1/2″	1 1/4″	**D1R 7836N**	1,112.	1,180.	1,265.	1,269.
	84″	83 13/16″	35 1/2″	1 1/4″	**D1R 8436N**	1,177.	1,212.	1,272.	1,281.
	90″	89 13/16″	35 1/2″	1 1/4″	**D1R 9036N**	1,269.	1,303.	1,355.	1,376.
	96″	95 13/16″	35 1/2″	1 1/4″	**D1R 9636N**	1,357.	1,400.	1,435.	1,474.

w* = nominal width
Dimensions listed under w h t are actual to the nearest 1/16″

Ordering Information

Worksurfaces

1. **Pattern Number**
2. **Top Finish Type**
3. **Edge Finish**

Order Code

Worksurfaces

Example:	**D1R 6030N, 114, 114**
D1R 6030N	Pattern Number
114	Folkstone Grey Laminate
114	Folkstone Grey Edge Band

Included with:

Worksurfaces

Note: An upcharge applies when specifying Legacy laminates. See Legacy finish page.

Options

Worksurfaces

- **Center-Located Edge Grommet**
- **Woodgrain ABS edge**
- **Metal edge**
- **Techwood edge**

To specify edge grommet, replace the "N" suffix from the pattern number with "G".
Add $19.

Curvilinear Wave End Worksurfaces
Mixed Depths

description	w *	1	2	3	A	B	t	pattern no.	laminate w/ ABS edge	laminate w/ woodgrain edge	laminate w/ metal edge	techwood w/ techwood edge
Curvilinear Wave End Left No Grommets	36″	35 13/16″	23 1/2″	29 1/2″	14 15/16″	2 15/16″	1 1/4″	**D1W 363024N**	$755.	$827.	$908.	$1,448.
	42″	41 13/16″	23 1/2″	29 1/2″	14 15/16″	8 15/16″	1 1/4″	**D1W 423024N**	791.	874.	947.	1,490.
	48″	47 13/16″	23 1/2″	29 1/2″	14 15/16″	14 15/16″	1 1/4″	**D1W 483024N**	843.	931.	1,018.	1,531.
	72″	71 13/16″	17 1/2″	29 1/2″	23 7/16″	14 15/16″	1 1/4″	**D1W 723018N**	1,050.	1,153.	1,256.	1,573.
	72″	71 13/16″	23 1/2″	29 1/2″	23 7/16″	30 7/16″	1 1/4″	**D1W 723024N**	1,077.	1,183.	1,298.	1,620.
	72″	71 13/16″	23 1/2″	35 1/2″	23 7/16″	14 15/16″	1 1/4″	**D1W 723624N**	1,114.	1,223.	1,337.	1,658.
Curvilinear Wave End Right No Grommets	36″	35 13/16″	29 1/2″	23 1/2″	2 15/16″	14 15/16″	1 1/4″	**D1W 362430N**	755.	827.	908.	1,448.
	42″	41 13/16″	29 1/2″	23 1/2″	8 15/16″	14 15/16″	1 1/4″	**D1W 422430N**	791.	874.	947.	1,490.
	48″	47 13/16″	29 1/2″	23 1/2″	14 15/16″	14 15/16″	1 1/4″	**D1W 482430N**	843.	931.	1,018.	1,531.
	72″	71 13/16″	29 1/2″	17 1/2″	14 15/16″	23 7/16″	1 1/4″	**D1W 721830N**	1,050.	1,153.	1,256.	1,573.
	72″	71 13/16″	29 1/2″	23 1/2″	30 7/16″	23 7/16″	1 1/4″	**D1W 722430N**	1,077.	1,183.	1,298.	1,620.
	72″	71 13/16″	35 1/2″	23 1/2″	14 15/16″	23 7/16″	1 1/4″	**D1W 722436N**	1,114.	1,223.	1,337.	1,658.

w* = nominal width
A and B = straight edge length
Dimensions listed under 1, 2 and 3 are actual to nearest 1/16″

Ordering Information

Worksurfaces

1. **Pattern Number**
2. **Top Finish Type**
3. **Edge Finish**

Order Code

Worksurfaces

Example:	**D1R 6030N, 114, 114**
D1R 6030N	Pattern Number
114	Folkstone Grey Laminate
114	Folkstone Grey Edge Band

Included with:

Worksurfaces

Note: An upcharge applies when specifying Legacy laminates. See Legacy finish page.

Options

Worksurfaces

- **Center-Located Edge Grommet**
- **Woodgrain ABS edge**
- **Metal edge**
- **Techwood edge**

To specify edge grommet, replace the "N" suffix from the pattern number with "G".
Add $19.

description	w*	w	depth left	depth right	t	pattern no.	laminate w/ ABS edge	laminate w/ woodgrain edge	laminate w/ metal edge	techwood w/ techwood edge
Smooth Wave	48″	47 13/16″	17 1/2″	23 1/2″	1 1/4″	**D1W S481824N**	$843.	$931.	$1,018.	$1,473.
	48″	47 13/16″	17 1/2″	29 1/2″	1 1/4″	**D1W S481830N**	843.	931.	1,018.	1,477.
	48″	47 13/16″	23 1/2″	17 1/2″	1 1/4″	**D1W S482418N**	843.	931.	1,018.	1,488.
	48″	47 13/16″	23 1/2″	29 1/2″	1 1/4″	**D1W S482430N**	843.	931.	1,018.	1,492.
	48″	47 13/16″	29 1/2″	17 1/2″	1 1/4″	**D1W S483018N**	843.	931.	1,018.	1,498.
	48″	47 13/16″	29 1/2″	23 1/2″	1 1/4″	**D1W S483024N**	843.	931.	1,018.	1,505.
	60″	59 13/16″	17 1/2″	23 1/2″	1 1/4″	**D1W S601824N**	981.	1,077.	1,174.	1,510.
	60″	59 13/16″	17 1/2″	29 1/2″	1 1/4″	**D1W S601830N**	981.	1,077.	1,174.	1,517.
	60″	59 13/16″	23 1/2″	17 1/2″	1 1/4″	**D1W S602418N**	981.	1,077.	1,174.	1,522.
	60″	59 13/16″	23 1/2″	29 1/2″	1 1/4″	**D1W S602430N**	981.	1,077.	1,174.	1,531.
	60″	59 13/16″	29 1/2″	17 1/2″	1 1/4″	**D1W S603018N**	981.	1,077.	1,174.	1,541.
	60″	59 13/16″	29 1/2″	23 1/2″	1 1/4″	**D1W S603024N**	981.	1,077.	1,174.	1,545.
	66″	65 13/16″	17 1/2″	23 1/2″	1 1/4″	**D1W S661824N**	1,050.	1,154.	1,261.	1,551.
	66″	65 13/16″	17 1/2″	29 1/2″	1 1/4″	**D1W S661830N**	1,050.	1,154.	1,261.	1,554.
	66″	65 13/16″	23 1/2″	17 1/2″	1 1/4″	**D1W S662418N**	1,050.	1,154.	1,261.	1,561.
	66″	65 13/16″	23 1/2″	29 1/2″	1 1/4″	**D1W S662430N**	1,050.	1,154.	1,261.	1,570.
	66″	65 13/16″	29 1/2″	17 1/2″	1 1/4″	**D1W S663018N**	1,050.	1,154.	1,261.	1,578.
	66″	65 13/16″	29 1/2″	23 1/2″	1 1/4″	**D1W S663024N**	1,050.	1,154.	1,261.	1,581.
	72″	71 13/16″	17 1/2″	23 1/2″	1 1/4″	**D1W S721824N**	1,114.	1,223.	1,337.	1,589.
	72″	71 13/16″	17 1/2″	29 1/2″	1 1/4″	**D1W S721830N**	1,114.	1,223.	1,337.	1,593.
	72″	71 13/16″	23 1/2″	17 1/2″	1 1/4″	**D1W S722418N**	1,114.	1,223.	1,337.	1,603.
	72″	71 13/16″	23 1/2″	29 1/2″	1 1/4″	**D1W S722430N**	1,114.	1,223.	1,337.	1,614.
	72″	71 13/16″	29 1/2″	17 1/2″	1 1/4″	**D1W S723018N**	1,114.	1,223.	1,337.	1,621.
	72″	71 13/16″	29 1/2″	23 1/2″	1 1/4″	**D1W S723024N**	1,114.	1,223.	1,337.	1,625.
	78″	77 13/16″	17 1/2″	23 1/2″	1 1/4″	**D1W S781824N**	1,177.	1,299.	1,415.	1,630.
	78″	77 13/16″	17 1/2″	29 1/2″	1 1/4″	**D1W S781830N**	1,177.	1,299.	1,415.	1,635.
	78″	77 13/16″	23 1/2″	17 1/2″	1 1/4″	**D1W S782418N**	1,177.	1,299.	1,415.	1,637.
	78″	77 13/16″	23 1/2″	29 1/2″	1 1/4″	**D1W S782430N**	1,177.	1,299.	1,415.	1,644.
	78″	77 13/16″	29 1/2″	17 1/2″	1 1/4″	**D1W S783018N**	1,177.	1,299.	1,415.	1,650.
	78″	77 13/16″	29 1/2″	23 1/2″	1 1/4″	**D1W S783024N**	1,177.	1,299.	1,415.	1,657.
	84″	83 13/16″	17 1/2″	23 1/2″	1 1/4″	**D1W S841824N**	1,248.	1,370.	1,496.	1,661.
	84″	83 13/16″	17 1/2″	29 1/2″	1 1/4″	**D1W S841830N**	1,248.	1,370.	1,496.	1,669.
	84″	83 13/16″	23 1/2″	17 1/2″	1 1/4″	**D1W S842418N**	1,248.	1,370.	1,496.	1,678.
	84″	83 13/16″	23 1/2″	29 1/2″	1 1/4″	**D1W S842430N**	1,248.	1,370.	1,496.	1,684.
	84″	83 13/16″	29 1/2″	17 1/2″	1 1/4″	**D1W S843018N**	1,248.	1,370.	1,496.	1,689.
	84″	83 13/16″	29 1/2″	23 1/2″	1 1/4″	**D1W S843024N**	1,248.	1,370.	1,496.	1,696.

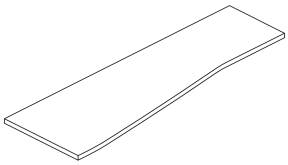

Ordering Information

Worksurfaces

1. **Pattern Number**
2. **Top Finish Type**
3. **Edge Finish**

Order Code

Worksurfaces

Example:	**D1R 6030N, 114, 114**
D1W	Dividends Worksurface
S	Smooth Wave Shape
72	Overall width in inches
30	Nominal depth at user's left side
24	Nominal depth at user's right side
N	No grommet
114	Folkstone Grey Laminate
114	Folkstone Grey Edge Band

Included with:

Worksurfaces

Note: An upcharge applies when specifying Legacy laminates. See Legacy finish page.

Options

Worksurfaces

- **1 Center-Located Edge Grommets**
- **Woodgrain ABS edge**
- **Metal edge**
- **Techwood edge**

To specify edge grommets, replace the "N" suffix from the pattern number with a "G".
Add $29

Faceted Worksurfaces
Faceted Secondary Worksurfaces

description	w*	w	depth left	depth right	t	pattern no.	Laminate ABS edge band
20″ Deep Secondary Desk, Left Hand	60″	59 15/16″	19 1/16″	11 1/2″	1 1/4″	**DVDS6020LN**	$788.
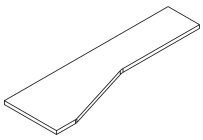	66″	65 15/16″	19 1/16″	11 1/2″	1 1/4″	**DVDS6620LN**	850.
	72″	71 15/16″	19 1/16″	11 1/2″	1 1/4″	**DVDS7220LN**	915.
	78″	77 15/16″	19 1/16″	11 1/2″	1 1/4″	**DVDS7820LN**	977.
	84″	83 15/16″	19 1/16″	11 1/2″	1 1/4″	**DVDS8420LN**	1,039.
	90″	89 15/16″	19 1/16″	11 1/2″	1 1/4″	**DVDS9020LN**	1,103.
	96″	95 15/16″	19 1/16″	11 1/2″	1 1/4″	**DVDS9620LN**	1,166.
20″ Deep Secondary Desk, Right Hand	60″	59 15/16″	11 1/2″	19 1/16″	1 1/4″	**DVDS6020RN**	788.
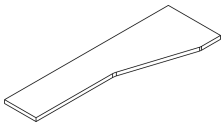	66″	65 15/16″	11 1/2″	19 1/16″	1 1/4″	**DVDS6620RN**	850.
	72″	71 15/16″	11 1/2″	19 1/16″	1 1/4″	**DVDS7220RN**	915.
	78″	77 15/16″	11 1/2″	19 1/16″	1 1/4″	**DVDS7820RN**	977.
	84″	83 15/16″	11 1/2″	19 1/16″	1 1/4″	**DVDS8420RN**	1,039.
	90″	89 15/16″	11 1/2″	19 1/16″	1 1/4″	**DVDS9020RN**	1,103.
	96″	95 15/16″	11 1/2″	19 1/16″	1 1/4″	**DVDS9620RN**	1,166.

Ordering Information

Worksurfaces

1. **Pattern Number**
2. **Top Finish Type**
3. **Edge Finish**

Order Code

Worksurfaces

Example:	**DVDS6020LN,114, 114**
DVD	Dividends Worksurface
S	Secondary, Faceted
60	Overall width in inches
20	Overall depth in inches
L	Left or Right handed
N	No grommet
114	Folkstone Grey Laminate
114	Folkstone Grey Edge Band

Included With

Worksurfaces

Note: Faceted worksurfaces available in standard laminates only.

Options

Faceted Worksurfaces
Faceted Bench Worksurfaces

description	w*	w	depth left	depth right	t	pattern no.	Laminate ABS edge band
24″ Deep Faceted Bench, Left Hand	60″	59 15/16″	23 1/2″	17 1/2″	1 1/4″	**DVDB6024LN**	$977.
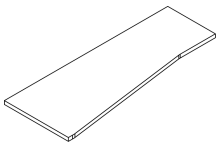	66″	65 15/16″	23 1/2″	17 1/2″	1 1/4″	**DVDB6624LN**	1,039.
	72″	71 15/16″	23 1/2″	17 1/2″	1 1/4″	**DVDB7224LN**	1,103.
	78″	77 15/16″	23 1/2″	17 1/2″	1 1/4″	**DVDB7824LN**	1,166.
	84″	83 15/16″	23 1/2″	17 1/2″	1 1/4″	**DVDB8424LN**	1,229.
	90″	89 15/16″	23 1/2″	17 1/2″	1 1/4″	**DVDB9024LN**	1,293.
	96″	95 15/16″	23 1/2″	17 1/2″	1 1/4″	**DVDB9624LN**	1,354.
24″ Deep Faceted Bench, Right Hand	60″	59 15/16″	17 1/2″	23 1/2″	1 1/4″	**DVDB6024RN**	977.
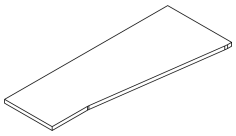	66″	65 15/16″	17 1/2″	23 1/2″	1 1/4″	**DVDB6624RN**	1,039.
	72″	71 15/16″	17 1/2″	23 1/2″	1 1/4″	**DVDB7224RN**	1,103.
	78″	77 15/16″	17 1/2″	23 1/2″	1 1/4″	**DVDB7824RN**	1,166.
	84″	83 15/16″	17 1/2″	23 1/2″	1 1/4″	**DVDB8424RN**	1,229.
	90″	89 15/16″	17 1/2″	23 1/2″	1 1/4″	**DVDB9024RN**	1,293.
	96″	95 15/16″	17 1/2″	23 1/2″	1 1/4″	**DVDB9624RN**	1,354.
30″ Deep Faceted Bench, Left Hand	60″	59 15/16″	29 1/2″	19 1/16″	1 1/4″	**DVDB6030LN**	991.
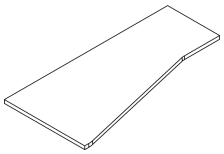	66″	65 15/16″	29 1/2″	19 1/16″	1 1/4″	**DVDB6630LN**	1,056.
	72″	71 15/16″	29 1/2″	19 1/16″	1 1/4″	**DVDB7230LN**	1,118.
	78″	77 15/16″	29 1/2″	19 1/16″	1 1/4″	**DVDB7830LN**	1,179.
	84″	83 15/16″	29 1/2″	19 1/16″	1 1/4″	**DVDB8430LN**	1,244.
	90″	89 15/16″	29 1/2″	19 1/16″	1 1/4″	**DVDB9030LN**	1,306.
	96″	95 15/16″	29 1/2″	19 1/16″	1 1/4″	**DVDB9630LN**	1,369.
30″ Deep Faceted Bench, Right Hand	60″	59 15/16″	19 1/16″	29 1/2″	1 1/4″	**DVDB6030RN**	991.
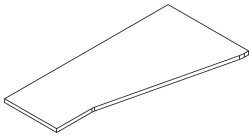	66″	65 15/16″	19 1/16″	29 1/2″	1 1/4″	**DVDB6630RN**	1,056.
	72″	71 15/16″	19 1/16″	29 1/2″	1 1/4″	**DVDB7230RN**	1,118.
	78″	77 15/16″	19 1/16″	29 1/2″	1 1/4″	**DVDB7830RN**	1,179.
	84″	83 15/16″	19 1/16″	29 1/2″	1 1/4″	**DVDB8430RN**	1,244.
	90″	89 15/16″	19 1/16″	29 1/2″	1 1/4″	**DVDB9030RN**	1,306.
	96″	95 15/16″	19 1/16″	29 1/2″	1 1/4″	**DVDB9630RN**	1,369.

Ordering Information

Worksurfaces

1. **Pattern Number**
2. **Top Finish Type**
3. **Edge Finish**

Order Code

Worksurfaces

Example:	**DVDB6024LN,114,114**
DVD	Dividends Worksurface
B	Faceted, Bench
60	Overall width in inches
24	Overall depth in inches
L	Left or right handed
N	No grommet
114	Folkstone Grey Laminate
114	Folkstone Grey Edge Band

Included With

Worksurfaces

Note: Faceted worksurfaces available in standard laminates only.

Options

Trapezoidal Worksurfaces

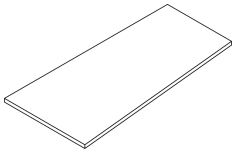

description	w*	w	depth left	depth right	t	pattern no.	laminate w/ ABS edge	laminate w/ woodgrain edge	laminate w/ metal edge	techwood w/ techwood edge
Trapezoidal	48″	47 13/16″	23 1/2″	29 1/2″	1 1/4″	**D1W T482430N**	$843.	$931.	$1,018.	$1,056.
	48″	47 13/16″	29 1/2″	23 1/2″	1 1/4″	**D1W T483024N**	843.	931.	1,018.	1,056.
	60″	59 13/16″	23 1/2″	29 1/2″	1 1/4″	**D1W T602430N**	981.	1,077.	1,174.	1,114.
	60″	59 13/16″	29 1/2″	23 1/2″	1 1/4″	**D1W T603024N**	981.	1,077.	1,174.	1,114.
	66″	65 13/16″	23 1/2″	29 1/2″	1 1/4″	**D1W T662430N**	1,050.	1,154.	1,261.	1,171.
	66″	65 13/16″	29 1/2″	23 1/2″	1 1/4″	**D1W T663024N**	1,050.	1,154.	1,261.	1,171.
	72″	71 13/16″	23 1/2″	29 1/2″	1 1/4″	**D1W T722430N**	1,114.	1,223.	1,337.	1,232.
	72″	71 13/16″	29 1/2″	23 1/2″	1 1/4″	**D1W T723024N**	1,114.	1,223.	1,337.	1,232.

Ordering Information

Worksurfaces

1. **Pattern Number**
2. **Top Finish Type**
3. **Edge Finish**

Order Code

Worksurfaces

Example:	**D1W T482430N**
D1W	Dividends Worksurface
T	Trapezoidal Shape
48	Overall Width, inches
24	Nominal depth at user's left side
30	Nominal depth at user's right side
N	No grommet
114	Folkstone Grey Laminate
114	Folkstone Grey Edge Band

Included with:

Worksurface

Note: An upcharge applies when specifying Legacy laminates. See Legacy finish page.

Options

Worksurfaces

- **1 Center-Located Edge Grommets**
- **Woodgrain ABS edge**
- **Metal edge**
- **Techwood edge**

To specify edge grommets replace the "N" suffix from the pattern number with a "G". Add $29.

Corner Worksurfaces
Rectilinear and Split Top Corner Mixed Depths

description	1	2	3	4	t	pattern no.	laminate w/ ABS edge	laminate w/ woodgrain edge	laminate w/ metal edge	techwood w/ techwood edge
Rectilinear Corner Worksurface No Grommets	36″	36″	18″	18″	1 1/4″	**D1C 3618N**	$648.	$708.	$773.	$1,308.
	36″	36″	24″	24″	1 1/4″	**D1C 3624N**	657.	726.	790.	1,434.
	42″	42″	24″	24″	1 1/4″	**D1C 4224N**	743.	817.	886.	1,553.
	48″	48″	24″	24″	1 1/4″	**D1C 4824N**	844.	932.	1,019.	1,680.
	48″	48″	30″	30″	1 1/4″	**D1C 4830N**	874.	960.	1,050.	1,803.
Rectilinear Corner Worksurface. 24″ Deep Return Left 30″ Deep Return Right No Grommets	42″	42″	24″	30″	1 1/4″	**D1C 422430N**	774.	853.	931.	1,689.
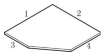	48″	48″	24″	30″	1 1/4″	**D1C 482430N**	880.	969.	1,060.	1,803.
Rectilinear Corner Worksurface. 30″ Deep Return Left 24″ Deep Return Right No Grommets	42″	42″	30″	24″	1 1/4″	**D1C 423024N**	774.	853.	931.	1,689.
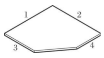	48″	48″	30″	24″	1 1/4″	**D1C 483024N**	880.	969.	1,060.	1,803.
Split Top Corner Worksurface No Grommets	42″	42″	24″	24″	1 1/4″	**D1CS 4224N**	2,634.	2,893.	3,157.	4,473.
	48″	48″	24″	24″	1 1/4″	**D1CS 4824N**	2,709.	2,978.	3,250.	4,622.
	48″	48″	30″	30″	1 1/4″	**D1CS 4830N**	2,726.	3,000.	3,276.	4,773.

Note: Above 1, 2, 3, and 4 dimensions are all nominal
Actual dimensions are 1/2″ less than shown above.

Ordering Information

Worksurfaces

1. **Pattern Number**
2. **Top Finish Type**
3. **Edge Finish**

Split Top Corner Worksurfaces

1. **Pattern Number**
2. **Top Finish Type**
3. **Edge Finish**

Order Code

Worksurfaces

Example:	**D1C 423024N, 117, 115**
D1C 423024N	Pattern Number
117	Soft Grey Laminate
115	Medium Grey Edge Band

Split Top Corner Worksurfaces

Example:	**D1CS 4224N, 117, 117**
D1CS 4224N	Pattern Number
117	Soft Grey Laminate
117	Soft Grey Edge Band

Included with:

Worksurfaces

- **Worksurface**
- **Panel-to-Worksurface Bracket**

Split Top Corner Worksurfaces

- **Front Worksurface**
- **Back Worksurface**
- **Split Top Mechanism**
- **Flat Brackets**
- **Panel-to-Worksurface Bracket**

Note: When wood grain or brushed laminates are specified on corner worksurfaces where side 1 and 2 are of equal length, one of three grain direction options must be specified. Insert the desired grain direction option (L,R or D) after the laminate code. Please add $26 to the list price for diagonal grain (D) selection.

Note: Techwood corner worksurfaces with the same dimension on side 1 and side 2 have a diagonal grain direction. See grain direction page for more information.

Note: An upcharge applies when specifying Legacy laminates. See Legacy finish page.

Options

Worksurfaces

- **2 Center-Located Edge Grommets**
- **Woodgrain PVC edge**
- **Metal edge**
- **Techwood edge**

To specify edge grommets, replace the "N" suffix from the pattern number with a "G".
Add $29

Split Top Corner Worksurfaces

- **2 Center-Located Edge Grommets**
- **Woodgrain PVC edge**
- **Metal edge**
- **Techwood edge**

Note: Overdesk units are not compatible with corner worksurfaces.

Corner Worksurfaces

Curvilinear Corner "L" Shape - 24″ Depths

24″ Depths

description	1	2	3	4	t	pattern no.	laminate w/ ABS edge	laminate w/ woodgrain edge	laminate w/ metal edge	techwood w/ techwood edge
Curvilinear Corner "L" Shape Worksurface 24″ Deep Returns Left and Right	36″	36″	24″	24″	1¼″	**D1L 3636SSN**	$700.	$769.	$839.	$1,616.
	36″	48″	24″	24″	1¼″	**D1L 3648SSN**	725.	808.	872.	1,765.
	36″	54″	24″	24″	1¼″	**D1L 3654SSN**	855.	943.	1,030.	1,822.
	36″	60″	24″	24″	1¼″	**D1L 3660SSN**	1,148.	1,278.	1,372.	1,800.
	36″	72″	24″	24″	1¼″	**D1L 3672SSN**	1,223.	1,347.	1,479.	2,101.
	36″	78″	24″	24″	1¼″	**D1L 3678SSN**	1,236.	1,373.	1,492.	2,228.
	42″	42″	24″	24″	1¼″	**D1L 4242SSN**	842.	930.	1,017.	1,715.
	42″	48″	24″	24″	1¼″	**D1L 4248SSN**	934.	1,035.	1,124.	1,849.
	42″	54″	24″	24″	1¼″	**D1L 4254SSN**	947.	1,057.	1,140.	1,874.
	42″	60″	24″	24″	1¼″	**D1L 4260SSN**	1,162.	1,277.	1,395.	1,912.
	42″	66″	24″	24″	1¼″	**D1L 4266SSN**	1,193.	1,321.	1,435.	1,963.
	42″	72″	24″	24″	1¼″	**D1L 4272SSN**	1,238.	1,362.	1,489.	2,061.
	42″	78″	24″	24″	1¼″	**D1L 4278SSN**	1,250.	1,376.	1,504.	2,158.
	42″	84″	24″	24″	1¼″	**D1L 4284SSN**	1,337.	1,404.	1,492.	2,158.
	48″	36″	24″	24″	1¼″	**D1L 4836SSN**	725.	808.	873.	1,766.
	48″	42″	24″	24″	1¼″	**D1L 4842SSN**	934.	1,035.	1,245.	1,851.
	48″	48″	24″	24″	1¼″	**D1L 4848SSN**	947.	1,050.	1,136.	1,811.
	48″	54″	24″	24″	1¼″	**D1L 4854SSN**	1,039.	1,148.	1,357.	1,970.
	48″	60″	24″	24″	1¼″	**D1L 4860SSN**	1,174.	1,295.	1,408.	2,012.
	48″	66″	24″	24″	1¼″	**D1L 4866SSN**	1,215.	1,339.	1,457.	2,110.
	48″	72″	24″	24″	1¼″	**D1L 4872SSN**	1,266.	1,387.	1,509.	2,205.
	48″	78″	24″	24″	1¼″	**D1L 4878SSN**	1,395.	1,531.	1,669.	2,255.
	48″	84″	24″	24″	1¼″	**D1L 4884SSN**	1,561.	1,719.	1,878.	2,301.
	48″	96″	24″	24″	1¼″	**D1L 4896SSN**	1,406.	1,461.	1,509.	2,255.
	54″	36″	24″	24″	1¼″	**D1L 5436SSN**	855.	943.	1,043.	1,780.
	54″	42″	24″	24″	1¼″	**D1L 5442SSN**	947.	1,057.	1,140.	1,874.
	54″	48″	24″	24″	1¼″	**D1L 5448SSN**	1,039.	1,148.	1,357.	1,970.

Note: Above 1, 2, 3, and 4 dimensions are all nominal
Actual dimensions are ½″ less than shown above.

Ordering Information

1. **Worksurfaces**
2. Pattern Number
3. Top Finish Type
4. Edge Finish

Order Code

Worksurfaces

Example:	**D1L 4860SSN, 117, 117**
D1L 4860SSN	Pattern Number
117	Soft Grey laminate
117	Soft Grey Edge Band

Included with:

Worksurfaces

- **Worksurface**
- **Panel-to-Worksurface Bracket**

Options

Worksurfaces

- **2 center-located edge grommets**
- **Woodgrain ABS edge**
- **Metal edge**
- **Techwood**

To specify edge grommets, replace the "N" suffix from the pattern number with "G"
Add $29

Note: Overdesk units are not compatible with corner worksurfaces.

Corner Worksurfaces

Curvilinear Corner "L" Shape - 24″ Depths

24″ Depths

description	1	2	3	4	t	pattern no.	laminate w/ ABS edge	laminate w/ woodgrain edge	laminate w/ metal edge	techwood w/ techwood edge
Curvilinear Corner "L" Shape Worksurface 24″ Deep Returns Left and Right	60″	36″	24″	24″	1¼″	**D1L 6036SSN**	$1,148.	$1,281.	$1,372.	$1,946.
	60″	42″	24″	24″	1¼″	**D1L 6042SSN**	1,162.	1,277.	1,395.	1,912.
	60″	48″	24″	24″	1¼″	**D1L 6048SSN**	1,174.	1,295.	1,408.	2,012.
	66″	42″	24″	24″	1¼″	**D1L 6642SSN**	1,193.	1,321.	1,435.	1,963.
	66″	48″	24″	24″	1¼″	**D1L 6648SSN**	1,215.	1,339.	1,457.	2,110.
	72″	36″	24″	24″	1¼″	**D1L 7236SSN**	1,208.	1,347.	1,479.	2,102.
	72″	42″	24″	24″	1¼″	**D1L 7242SSN**	1,238.	1,362.	1,489.	2,061.
	72″	48″	24″	24″	1¼″	**D1L 7248SSN**	1,266.	1,387.	1,509.	2,205.
	78″	36″	24″	24″	1¼″	**D1L 7836SSN**	1,236.	1,373.	1,492.	2,185.
	78″	42″	24″	24″	1¼″	**D1L 7842SSN**	1,250.	1,376.	1,504.	2,158.
	78″	48″	24″	24″	1¼″	**D1L 7848SSN**	1,395.	1,531.	1,669.	2,255.
	84″	42″	24″	24″	1¼″	**D1L 8442SSN**	1,337.	1,404.	1,502.	2,158.
	84″	48″	24″	24″	1¼″	**D1L 8448SSN**	1,561.	1,719.	1,878.	2,301.
	96″	48″	24″	24″	1¼″	**D1L 9648SSN**	1,406.	1,461.	1,373.	2,256.

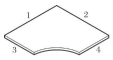

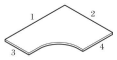

Note: Above 1, 2, 3, and 4 dimensions are all nominal
Actual dimensions are ½″ less than shown above.

Ordering Information

1. **Worksurfaces**
2. Pattern Number
3. Top Finish Type
4. Edge Finish

Order Code

Worksurfaces

Example:	**D1L 4860SSN, 117, 117**
D1L 4860SSN	Pattern Number
117	Soft Grey laminate
117	Soft Grey Edge Band

Included with:

Worksurfaces

- **Worksurface**
- **Panel-to-Worksurface Bracket**

Options

Worksurfaces

- **2 center-located edge grommets**
- **Woodgrain ABS edge**
- **Metal edge**
- **Techwood**

To specify edge grommets, replace the "N" suffix from the pattern number with "G"
Add $29

Note: Overdesk units are not compatible with corner worksurfaces.

Corner Worksurfaces

Curvilinear Corner "L" shape-Mixed Depths

Mixed Depths

description	1	2	3	4	t	pattern no.	laminate w/ ABS edge	laminate w/ woodgrain edge	laminate w/ metal edge	techwood w/ techwood edge
Curvilinear Corner "L" Shape Worksurface. 30″ Deep Returns Left and Right	48″	48″	30″	30″	1¼″	**D1L 4848DDN**	$1,025.	$1,127.	$1,226.	$1,831.
Curvilinear Corner "L" Shape Worksurface 24″ Deep Return Left 30″ Deep Return Right 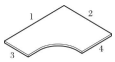	48″	48″	24″	30″	1¼″	**D1L 4848SDN**	1,014.	1,113.	1,213.	1,831.
	48″	60″	24″	30″	1¼″	**D1L 4860SDN**	1,155.	1,272.	1,382.	1,881.
	48″	66″	24″	30″	1¼″	**D1L 4866SDN**	1,212.	1,335.	1,453.	1,925.
	48″	72″	24″	30″	1¼″	**D1L 4872SDN**	1,272.	1,400.	1,520.	1,975.
	60″	48″	24″	30″	1¼″	**D1L 6048SDN**	1,131.	1,244.	1,358.	2,027.
	66″	48″	24″	30″	1¼″	**D1L 6648SDN**	1,189.	1,306.	1,433.	2,078.
	72″	48″	24″	30″	1¼″	**D1L 7248SDN**	1,248.	1,373.	1,498.	2,123.
Curvilinear Corner "L" Shape Worksurface 30″ Deep Return Left 24″ Deep Return Right 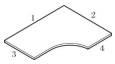	48″	48″	30″	24″	1¼″	**D1L 4848DSN**	1,014.	1,113.	1,213.	1,831.
	48″	60″	30″	24″	1¼″	**D1L 4860DSN**	1,131.	1,244.	1,358.	1,881.
	48″	66″	30″	24″	1¼″	**D1L 4866DSN**	1,189.	1,306.	1,433.	1,925.
	48″	72″	30″	24″	1¼″	**D1L 4872DSN**	1,248.	1,373.	1,498.	1,975.
	60″	48″	30″	24″	1¼″	**D1L 6048DSN**	1,155.	1,272.	1,382.	2,027.
	66″	48″	30″	24″	1¼″	**D1L 6648DSN**	1,212.	1,335.	1,453.	2,078.
	72″	48″	30″	24″	1¼″	**D1L 7248DSN**	1,272.	1,400.	1,520.	2,123.

Note: Above 1, 2, 3, and 4 dimensions are all nominal
Actual dimensions are ½″ less than shown above.

Ordering Information

Worksurfaces

1. **Pattern Number**
2. **Top Finish Type**
3. **Edge Band Finish**

Order Code

Worksurfaces

Example:	**D1L 4860SDN, 117, 117**
D1L 4860SDN	Pattern Number
117	Soft Grey Laminate
117	Soft Grey edge band

Included with:

Worksurfaces

- **Worksurface**
- **Panel-to-worksurface bracket**

Note: An upcharge applies when specifying Legacy laminates. See Legacy finish page.

Options

Worksurfaces

- **2 center-located edge grommets**
- **Woodgrain ABS edge**
- **Metal edge**
- **Techwood**

To specify edge grommets, replace the "N" suffix from the pattern number with "G"
Add $29

Note: An overdesk unit will not align with the width of a corner worksurface due to the ½″ wire drop gap. The overdesk will be ½″ too wide.

Peninsula Worsurfaces
"D", "P", "9" and Blended "D" Mixed Depths

description	type	w *	w	d	dia.	t	pattern no.	laminate w/ ABS edge	laminate w/ woodgrain edge	laminate w/ metal edge	techwood w/ techwood edge
"D" Peninsula Worksurface Laminate No Grommets		30″	29 13/16″	23 13/16″		1 1/4″	**D1D 3024N**	$570.	$647.	$713.	$1,613.
		30″	29 13/16″	29 13/16″		1 1/4″	**D1D 3030N**	597.	673.	743.	1,626.
		36″	35 13/16″	23 13/16″		1 1/4″	**D1D 3624N**	597.	673.	743.	1,626.
		36″	35 13/16″	29 13/16″		1 1/4″	**D1D 3630N**	624.	683.	768.	1,650.
		48″	47 13/16″	23 13/16″		1 1/4″	**D1D 4824N**	695.	764.	833.	1,721.
		48″	47 13/16″	29 13/16″		1 1/4″	**D1D 4830N**	764.	839.	921.	1,779.
		54″	53 13/16″	29 13/16″		1 1/4″	**D1D 5430N**	828.	980.	1,089.	1,819.
		54″	53 13/16″	23 13/16″		1 1/4″	**D1D 5424N**	759.	926.	1,159.	1,793.
		54″	53 13/16″	35 13/16″		1 1/4″	**D1D 5436N**	895.	1,050.	1,155.	1,834.
		60″	59 13/16″	23 13/16″		1 1/4″	**D1D 6024N**	897.	1,053.	1,162.	1,839.
		60″	59 13/16″	35 13/16″		1 1/4″	**D1D 6036N**	926.	1,078.	1,190.	1,886.
		66″	65 13/16″	23 13/16″		1 1/4″	**D1D 6624N**	926.	1,078.	1,190.	1,886.
		66″	65 13/16″	35 13/16″		1 1/4″	**D1D 6636N**	954.	1,107.	1,215.	1,902.
		60″	59 13/16″	29 13/16″		1 1/4″	**D1D 6030N**	977.	1,074.	1,171.	1,834.
		66″	65 13/16″	29 13/16″		1 1/4″	**D1D 6630N**	1,065.	1,170.	1,277.	1,895.
		72″	71 13/16″	23 13/16″		1 1/4″	**D1D 7224N**	1,073.	1,208.	1,318.	1,921.
		78″	77 13/16″	23 13/16″		1 1/4″	**D1D 7824N**	1,100.	1,248.	1,277.	2,018.
		72″	71 13/16″	29 13/16″		1 1/4″	**D1D 7230N**	1,123.	1,232.	1,345.	1,949.
		78″	77 13/16″	29 13/16″		1 1/4″	**D1D 7830N**	1,127.	1,275.	1,303.	2,035.
		78″	77 13/16″	35 13/16″		1 1/4″	**D1D 7836N**	1,154.	1,302.	1,333.	2,086.
		84″	83 13/16″	23 13/16″		1 1/4″	**D1D 8424N**	1,161.	1,311.	1,339.	2,155.
		84″	83 13/16″	29 13/16″		1 1/4″	**D1D 8430N**	1,189.	1,337.	1,369.	2,213.
		84″	83 13/16″	35 13/16″		1 1/4″	**D1D 8436N**	1,215.	1,365.	1,395.	2,247.
		96″	95 13/16″	23 13/16″		1 1/4″	**D1D 9624N**	1,216.	1,370.	1,404.	2,255.
		72″	71 13/16″	35 13/16″		1 1/4″	**D1D 7236N**	1,226.	1,347.	1,473.	2,007.
		96″	95 13/16″	29 13/16″		1 1/4″	**D1D 9630N**	1,246.	1,395.	1,430.	2,293.
		96″	95 13/16″	35 13/16″		1 1/4″	**D1D 9636N**	1,273.	1,433.	1,466.	2,353.
Blended "D" Peninsula Worksurface (Left hand shown)	RH w/ 24″ return depth	60″	59 13/16″	47 13/16″		1 1/4″	**D1BD6048SR**	1,104.	1,223.	1,334.	3,990.
		66″	65 13/16″	47 13/16″		1 1/4″	**D1BD6648SR**	1,133.	1,248.	1,361.	4,018.
		72″	71 13/16″	41 13/16″		1 1/4″	**D1BD7242SR**	1,133.	1,248.	1,361.	4,044.
		72″	71 13/16″	47 13/16″		1 1/4″	**D1BD7248SR**	1,159.	1,275.	1,392.	4,052.
		78″	77 13/16″	47 13/16″		1 1/4″	**D1BD7848SR**	1,265.	1,403.	1,529.	4,065.
		84″	83 13/16″	47 13/16″		1 1/4″	**D1BD8448SR**	1,318.	1,455.	1,582.	4,120.
	LH w/ 24″ return depth	60″	59 13/16″	47 13/16″		1 1/4″	**D1BD6048SL**	1,104.	1,223.	1,334.	3,990.

w* = nominal width
Dimensions listed under w d t are actual to the nearest 1/16″

Ordering Information	Order Code		Included with:	Options
"D" Worksurface **1. Pattern Number** **2. Top Finish Type** **3. Edge Finish**	**"D" Worksurface** *Example:* **D1H 6030, 114, 114** **D1H 6030** Pattern Number **114** Folkstone Grey Laminate **114** Folkstone Grey Edge Band		**Worksurface** **Note: Support column and panel-to-worksurface brackets must be ordered separately.** **Note: An upcharge applies when specifying Legacy laminates. See Legacy finish page.**	**Worksurfaces** • **Woodgrain ABS edge** • **Metal edge** • **Techwood edge** **To specify an edge grommet, replace "N" suffix from pattern number with "G". Add $19.**

Peninsula Worsurfaces
"D", "P", "9" and Blended "D" Mixed Depths

description	type	w *	w	d	dia.	t	pattern no.	laminate w/ ABS edge	laminate w/ woodgrain edge	laminate w/ metal edge	techwood w/ techwood edge
Blended "D" Peninsula Worksurface (Left hand shown)	LH w/ 24″ return depth	66″	65 13/16″	47 13/16″		1 1/4″	**D1BD6648SL**	$1,133.	$1,248.	$1,361.	$4,018.
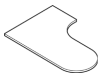		72″	71 13/16″	41 13/16″		1 1/4″	**D1BD7242SL**	1,133.	1,248.	1,361.	4,044.
		72″	71 13/16″	47 13/16″		1 1/4″	**D1BD7248SL**	1,159.	1,275.	1,392.	4,052.
		78″	77 13/16″	47 13/16″		1 1/4″	**D1BD7848SL**	1,265.	1,403.	1,529.	4,065.
		84″	83 13/16″	47 13/16″		1 1/4″	**D1BD8448SL**	1,318.	1,455.	1,582.	4,120.
	LH w/ 30″ return depth	66″	65 13/16″	47 13/16″		1 1/4″	**D1BD6648DL**	1,193.	1,321.	1,435.	4,018.
		72″	71 13/16″	41 13/16″		1 1/4″	**D1BD7242DL**	1,146.	1,263.	1,373.	4,057.
		72″	71 13/16″	47 13/16″		1 1/4″	**D1BD7248DL**	1,237.	1,361.	1,488.	4,052.
		78″	77 13/16″	47 13/16″		1 1/4″	**D1BD7848DL**	1,277.	1,415.	1,543.	4,080.
		84″	83 13/16″	47 13/16″		1 1/4″	**D1BD8448DL**	1,333.	1,470.	1,597.	4,133.
	RH w/ 30″ return depth	66″	65 13/16″	47 13/16″		1 1/4″	**D1BD6648DR**	1,193.	1,321.	1,435.	4,018.
		72″	71 13/16″	41 13/16″		1 1/4″	**D1BD7242DR**	1,146.	1,263.	1,373.	4,057.
		72″	71 13/16″	47 13/16″		1 1/4″	**D1BD7248DR**	1,237.	1,361.	1,488.	4,052.
		78″	77 13/16″	47 13/16″		1 1/4″	**D1BD7848DR**	1,277.	1,415.	1,543.	4,080.
		84″	83 13/16″	47 13/16″		1 1/4″	**D1BD8448DR**	1,333.	1,470.	1,597.	4,133.
Conferencing worksurface (left hand shown)		60″	59 13/16″	48″	24″	1 1/4″	**DB1BD48SL**	1,559.	1,718.	1,877.	3,978.
		60″	59 13/16″	48″	24″	1 1/4″	**DB1BD48SR**	1,559.	1,718.	1,877.	3,978.
Peninsula Worksurface-Laminate No Grommets (9-shaped shown)	P-shaped	54″	53 13/16″	29 13/16″	36	1 1/4″	**D1P 5430N**	1,090.	1,196.	1,311.	2,449.
		60″	59 13/16″	29 13/16″	36	1 1/4″	**D1P 6030N**	1,102.	1,208.	1,324.	2,518.
		66″	65 13/16″	29 13/16″	36	1 1/4″	**D1P 6630N**	1,114.	1,223.	1,337.	2,573.
		72″	71 13/16″	29 13/16″	42	1 1/4″	**D1P 7230N**	1,134.	1,249.	1,362.	2,645.
		78″	77 13/16″	29 13/16″	42	1 1/4″	**D1P 7830N**	1,274.	1,403.	1,522.	2,718.
		78″	77 13/16″	35 13/16″	48	1 1/4″	**D1P 7836N**	1,288.	1,416.	1,538.	2,772.
		84″	83 13/16″	29 13/16″	42	1 1/4″	**D1P 8430N**	1,301.	1,430.	1,551.	2,802.
		90″	89 13/16″	29 13/16″	42	1 1/4″	**D1P 9030N**	1,331.	1,456.	1,578.	2,848.
	9-shaped	54″	53 13/16″	29 13/16″		1 1/4″	**D19 5430N**	1,090.	1,196.	1,311.	2,449.

w* = nominal width
Dimensions listed under w d t are actual to the nearest 1/16″

Ordering Information

"D" Worksurface

1. **Pattern Number**
2. **Top Finish Type**
3. **Edge Finish**

Order Code

"D" Worksurface

Example:	**D1H 6030, 114, 114**
D1H 6030	Pattern Number
114	Folkstone Grey Laminate
114	Folkstone Grey Edge Band

Included with:

Worksurface

Note: Support column and panel-to-worksurface brackets must be ordered separately.

Note: An upcharge applies when specifying Legacy laminates. See Legacy finish page.

Options

Worksurfaces

- **Woodgrain ABS edge**
- **Metal edge**
- **Techwood edge**

To specify an edge grommet, replace "N" suffix from pattern number with "G". Add $19.

Peninsula Worsurfaces
"D", "P", "9" and Blended "D" Mixed Depths

description	type	w *	w	d	dia.	t	pattern no.	laminate w/ ABS edge	laminate w/ woodgrain edge	laminate w/ metal edge	techwood w/ techwood edge
Peninsula Worksurface-Laminate No Grommets (9-shaped shown)	9-shaped	60″	59 13/16″	29 13/16″		1 1/4″	**D19 6030N**	$1,102.	$1,208.	$1,324.	$2,518.
		66″	65 13/16″	29 13/16″		1 1/4″	**D19 6630N**	1,114.	1,223.	1,337.	2,573.
		72″	71 13/16″	29 13/16″		1 1/4″	**D19 7230N**	1,134.	1,249.	1,362.	2,645.
		78″	77 13/16″	29 13/16″		1 1/4″	**D19 7830N**	1,274.	1,403.	1,522.	2,718.
		78″	77 13/16″	35 13/16″		1 1/4″	**D19 7836N**	1,288.	1,416.	1,538.	2,772.
		84″	83 13/16″	29 13/16″		1 1/4″	**D19 8430N**	1,301.	1,430.	1,551.	2,802.
		90″	89 13/16″	29 13/16″		1 1/4″	**D19 9030N**	1,331.	1,456.	1,578.	2,848.

w* = nominal width
Dimensions listed under w d t are actual to the nearest 1/16″

Ordering Information

"D" Worksurface

1. **Pattern Number**
2. **Top Finish Type**
3. **Edge Finish**

Order Code

"D" Worksurface

Example:	**D1H 6030, 114, 114**
D1H 6030	Pattern Number
114	Folkstone Grey Laminate
114	Folkstone Grey Edge Band

Included with:

Worksurface

Note: Support column and panel-to-worksurface brackets must be ordered separately.

Note: An upcharge applies when specifying Legacy laminates. See Legacy finish page.

Options

Worksurfaces

- **Woodgrain ABS edge**
- **Metal edge**
- **Techwood edge**

To specify an edge grommet, replace "N" suffix from pattern number with "G". Add $19.

Curvilinear Half- and Corner-Round Worksurfaces
Mixed Depths

description	type	w	return depth	t	pattern no.	laminate w/ ABS edge	laminate w/ woodgrain edge	laminate w/ metal edge	techwood w/ techwood edge
Curvilinear Half-Round Worksurface	w/o panels	48″	18″	1 1/4″	**D1H4818**	$604.	$666.	$726.	$1,655.
	w/o panels	60″	24″	1 1/4″	**D1H6024**	832.	919.	995.	1,803.
	w/panels	51″	18″	1 1/4″	**D1H5118P**	614.	679.	739.	1,725.
	w/panels	63″	24″	1 1/4″	**D1H6324P**	840.	929.	1,016.	1,877.
Transition Worksurface	w panels	51″	24″	1 1/4″	**D2H5124P**	743.	817.	886.	1,922.
	w panels	51″	36″	1 1/4″	**D2H5136P**	755.	827.	908.	1,992.
	w panels	51″	48″	1 1/4″	**D2H5148P**	769.	843.	926.	2,049.
	w/o panels	48″	24″	1 1/4″	**D2H4824**	734.	800.	877.	1,738.
	w/o panels	48″	36″	1 1/4″	**D2H4836**	744.	818.	893.	1,803.
	w/o panels	48″	48″	1 1/4″	**D2H4848**	759.	833.	915.	1,863.
Corner Round Worksurface	left	23 13/16″	23 1/2″	1 1/4″	**D1CRL24**	475.	517.	563.	2,061.
	notched	23 1/2″	23 1/2″	1 1/4″	**D1CRN24**	475.	517.	563.	2,061.
	right	23 13/16″	23 1/2″	1 1/4″	**D1CRR24**	475.	517.	563.	2,061.
	right	29 13/16″	23 13/16″	1 1/4″	**D1CRR30**	500.	544.	589.	2,130.

Ordering Information

Half-Round Worksurface

1. **Pattern Number**
2. **Top Finish Type**
3. **Edge Finish**

Transition Worksurface

1. **Pattern Number**
2. **Top Finish Type**
3. **Edge Finish**

Corner-Round Worksurface

1. **Pattern Number**
2. **Top Finish Type**
3. **Edge Finish**

Order Code

Half-Round Worksurface

Example:	**D1H 5118P, 118, 118**
D1H 5118P	Pattern Number
118	Bright White Laminate
118	Bright White Edge Band

Transition Worksurface

Example:	**D2H 5136P, 117, 117**
D2H 5136P	Pattern Number
117	Soft Grey Laminate
117	Soft Grey Edge Band

Included with:

Half-Round Worksurface

- **Worksurface**
- **2 flat brackets**

Note: Support column must be ordered separately.

Transition Worksurface

- **Worksurface**
- **2 flat brackets**

Note: Support column must be ordered separately.

Corner Round Worksurface

- **Worksurface**

Note: 2 cantilevers must be ordered separately.

Note: An upcharge applies when specifying Legacy laminates. See Legacy finish page.

Options

Half-Round Worksurface

- **Woodgrain ABS edge**
- **Metal edge**
- **Techwood edge**

Transition Worksurface

- **Woodgrain ABS edge**
- **Metal edge**
- **Techwood edge**

Corner-Round Worksurface

- **Woodgrain ABS edge**
- **Metal edge**
- **Techwood edge**

Curvilinear Half-Round and Transition Worksurface Option

Add an 'F' suffix to the pattern number when using with flat profile panel trim.

Transaction Counter Worksurfaces
Rectangular, Square Corner and Quarter-round Corner 15″ Deep

description	w *	w	d	t	pattern no.	laminate w/ ABS edge	laminate w/ woodgrain edge	laminate w/ metal edge	techwood w/ techwood edge
15″ Deep Quarter-Round Shape Corner Counter Worksurface	15″	14 13/16″	15″	1 1/4″	**D1R 1515C**	$338.	$374.	$407.	$1,362.
15″ Deep Square-Shape Corner Counter Worksurface	15″	14 13/16″	15″	1 1/4″	**D1R 1515S**	308.	344.	374.	852.
15″ Deep Rectangular Counter Worksurface	24″	23 13/16″	15″	1 1/4″	**D1R 2415**	452.	494.	542.	1,030.
	30″	29 13/16″	15″	1 1/4″	**D1R 3015**	490.	539.	584.	1,077.
	36″	35 13/16″	15″	1 1/4″	**D1R 3615**	499.	551.	603.	1,127.
	42″	41 13/16″	15″	1 1/4″	**D1R 4215**	500.	553.	607.	1,168.
	48″	47 13/16″	15″	1 1/4″	**D1R 4815**	500.	553.	607.	1,218.
	54″	54 13/16″	15″	1 1/4″	**D1R 5415**	524.	570.	631.	1,261.
	60″	59 13/16″	15″	1 1/4″	**D1R 6015**	553.	613.	670.	1,311.
	66″	65 13/16″	15″	1 1/4″	**D1R 6615**	570.	632.	692.	1,355.
	72″	71 13/16″	15″	1 1/4″	**D1R 7215**	628.	692.	755.	1,404.
	78″	77 13/16″	15″	1 1/4″	**D1R 7815**	670.	733.	799.	1,446.
	84″	83 13/16″	15″	1 1/4″	**D1R 8415**	699.	770.	843.	1,494.
	90″	89 13/16″	15″	1 1/4″	**D1R 9015**	736.	808.	880.	1,545.
	96″	95 13/16″	15″	1 1/4″	**D1R 9615**	770.	850.	923.	1,588.

w* = nominal width
Dimensions listed under w d are actual to the nearest 1/16″

Ordering Information

15″D Counter Worksurface

1. **Pattern Number**
2. **Top Finish Type**
3. **Edge Finish**
4. **Counter Worksurface Bracket Finish**

Square-Shape Corner Counter Worksurface

1. **Pattern Number**
2. **Top Finish Type**
3. **Edge Finish**

Quarter-Round Shape Counter Worksurface

1. **Pattern Number**
2. **Top Finish Type**
3. **Edge Finish**

Order Code

15″D Counter Worksurface

Example:	**D1R 3615, 117, 117, 117**
D1R 3615	Pattern Number
117	Soft Grey Laminate
117	Soft Grey Edge Band
117	Soft Grey Bracket Finish

Square-Shape Counter Worksurface

Example:	**D1R 1515S, 117, 117**
D1R 1515S	Pattern Number
117	Soft Grey Laminate
117	Soft Grey Edge Band

Quarter-Round Shape Counter Worksurface

Example:	**D1R 1515C, 117, 117**
D1R 1515C	Pattern Number
117	Soft Grey Laminate
117	Soft Grey Edge Band

Included with:

15″D Counter Worksurface

- **Four counter worksurface brackets**
- **Attachment hardware**

Square-Shape Counter Worksurface

- **Three counter worksurface flat brackets**
- **Attachment hardware**

Quarter-Round Shape Counter Worksurface

- **Two counter worksurface flat brackets**
- **Attachment hardware**

Note: An upcharge applies when specifying Legacy laminates. See Legacy finish page.

Options

15″D Counter Worksurface

- **Woodgrain ABS edge**
- **Metal edge**
- **Techwood edge**

Square-Shape Counter Worksurface

- **Woodgrain ABS edge**
- **Metal edge**
- **Techwood edge**

Quarter-Round Shape Counter Worksurface

- **Woodgrain ABS edge**
- **Metal edge**
- **Techwood edge**

Postformed Worksurfaces, 1 3/4″
18″ Deep

description	type	w	d	h	pattern no.	lam.	V1	V2
Straight, 18″D	No grommet	30″	17 5/8″	1 3/4″	**MW2-S3018-B-( )**	$757.	$1,113.	$1,566.
		36″	17 5/8″	1 3/4″	**MW2-S3618-B-( )**	832.	1,196.	1,686.
		42″	17 5/8″	1 3/4″	**MW2-S4218-B-( )**	918.	1,307.	1,877.
		48″	17 5/8″	1 3/4″	**MW2-S4818-B-( )**	1,028.	1,411.	2,034.
		54″	17 5/8″	1 3/4″	**MW2-S5418-B-( )**	1,101.	1,538.	2,189.
		60″	17 5/8″	1 3/4″	**MW2-S6018-B-( )**	1,135.	1,605.	2,347.
		66″	17 5/8″	1 3/4″	**MW2-S6618-B-( )**	1,261.	1,804.	2,619.
		72″	17 5/8″	1 3/4″	**MW2-S7218-B-( )**	1,371.	2,003.	2,857.

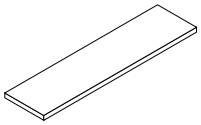

Order Code

Example:	**MW2-S3618-B-117**
MW2	Worksurface 1 3/4″ thick
S	Worksurface type
36	Width
18	Depth
B	No grommets
117	Surface finish

Specification Information

B: Worksurface does not include grommets

Specify surface finish

All worksurfaces are U.L.-listed.

Application Notes

18″D worksurfaces are used interchangeably in desk and panel system applications as shallow main surfaces, extensions, or credenza tops. They must be supported at each end by a pedestal, end panel, end support cantilever or cantilever bridging bracket with a maximum span of 60″ between supports.

All worksurfaces have threaded metal inserts at all end panel, desk support and bracket locations and pilot holes at pedestal locations.

MW2- worksurfaces are supported by brackets with machine screws.

Panel supported worksurfaces over 60″ must be mid-span supported by MB2-C18 bracket, specified separately.

18″D worksurfaces with desk supports or filler panels do not accept pedestals.

All worksurfaces are 3/8″ less than nominal depth for rear wire clearance or privacy screens.

Postformed Worksurfaces, 1 3/4″
24″ Deep

description	type	w	d	h	pattern no.	lam.	V1	V2
Straight, 24″D 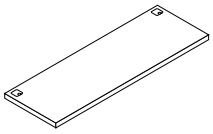	Grommets	24″	23 5/8″	1 3/4″	**MW2-S2424-A-( )**	$921.	$1,385.	$1,877.
		30″	23 5/8″	1 3/4″	**MW2-S3024-A-( )**	995.	1,427.	1,954.
		36″	23 5/8″	1 3/4″	**MW2-S3624-A-( )**	1,076.	1,505.	2,037.
		42″	23 5/8″	1 3/4″	**MW2-S4224-A-( )**	1,193.	1,577.	2,193.
		48″	23 5/8″	1 3/4″	**MW2-S4824-A-( )**	1,266.	1,735.	2,433.
		54″	23 5/8″	1 3/4″	**MW2-S5424-A-( )**	1,342.	1,884.	2,629.
		60″	23 5/8″	1 3/4″	**MW2-S6024-A-( )**	1,453.	2,007.	2,779.
		66″	23 5/8″	1 3/4″	**MW2-S6624-A-( )**	1,569.	2,193.	3,057.
		72″	23 5/8″	1 3/4″	**MW2-S7224-A-( )**	1,724.	2,385.	3,370.
		78″	23 5/8″	1 3/4″	**MW2-S7824-A-( )**	1,873.	2,576.	3,599.
		84″	23 5/8″	1 3/4″	**MW2-S8424-A-( )**	1,983.	2,770.	3,873.
		90″	23 5/8″	1 3/4″	**MW2-S9024-A-( )**	2,135.	3,000.	4,227.
		96″	23 5/8″	1 3/4″	**MW2-S9624-A-( )**	2,336.	3,307.	4,619.
Straight, 24″D - No grommets 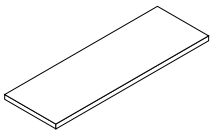	No grommets	24″	23 5/8″	1 3/4″	**MW2-S2424-B-( )**	757.	1,226.	1,721.
		30″	23 5/8″	1 3/4″	**MW2-S3024-B-( )**	832.	1,269.	1,803.
		36″	23 5/8″	1 3/4″	**MW2-S3624-B-( )**	918.	1,343.	1,877.
		42″	23 5/8″	1 3/4″	**MW2-S4224-B-( )**	1,028.	1,411.	2,034.
		48″	23 5/8″	1 3/4″	**MW2-S4824-B-( )**	1,101.	1,571.	2,271.
		54″	23 5/8″	1 3/4″	**MW2-S5424-B-( )**	1,189.	1,726.	2,468.
		60″	23 5/8″	1 3/4″	**MW2-S6024-B-( )**	1,289.	1,851.	2,619.
		66″	23 5/8″	1 3/4″	**MW2-S6624-B-( )**	1,408.	2,034.	2,894.
		72″	23 5/8″	1 3/4″	**MW2-S7224-B-( )**	1,555.	2,229.	3,211.
		78″	23 5/8″	1 3/4″	**MW2-S7824-B-( )**	1,713.	2,415.	3,447.
		84″	23 5/8″	1 3/4″	**MW2-S8424-B-( )**	1,829.	2,607.	3,717.
		90″	23 5/8″	1 3/4″	**MW2-S9024-B-( )**	1,971.	2,843.	4,065.
		96″	23 5/8″	1 3/4″	**MW2-S9624-B-( )**	2,168.	3,150.	4,460.

Order Code

Example:	**MW2-S7224-A-117**
MW2	Worksurface 1 3/4″ thick
S	Worksurface type
72	Width
24	Depth
A	Grommets
117	Surface finish

Specification Information

Grommets / no grommets:

A: Worksurface includes 3″ grommet in each back corner leading into desk support or wire manager.

B: Worksurface does not include grommets

Specify surface finish

All worksurfaces are U.L.-listed.

Application Notes

24″D worksurfaces are used interchangeably as shallow main surfaces, extensions or credenza tops. They must be supported at each end by a pedestal, end panel, end support cantilever or cantilever bridging bracket with a maximum span of 60″ between supports.

All worksurfaces have threaded metal inserts at all end panel, desk support and bracket locations and pilot holes at pedestal locations.

MW2- worksurfaces are supported by brackets with machine screws.

Use 18″D pedestals with 24″D worksurface for full wire management capability in desk or panel applications.

18″D worksurfaces with desk supports or filler panels do not accept pedestals.

All straight worksurfaces are 3/8″ less than nominal depth for rear wire clearance or privacy screens.

Plastic laminate worksurfaces are post-formed top and bottom, front and back.

Worksurfaces with grommets are bored to accept and are shipped with wire manager clips.

Panel supported worksurfaces over 60″ must be mid-span supported by MB2-C18 bracket, specified separately.

Postformed Worksurfaces, 1 3/4″
30″ Deep

description	type	w	d	h	pattern no.	lam.	V1	V2
Straight, 30″D	Grommets	30″	29 5/8″	1 3/4″	**MW2-S3030-A-( )**	$1,109.	$1,543.	$2,158.
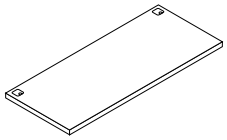		36″	29 5/8″	1 3/4″	**MW2-S3630-A-( )**	1,227.	1,655.	2,315.
		42″	29 5/8″	1 3/4″	**MW2-S4230-A-( )**	1,300.	1,775.	2,468.
		48″	29 5/8″	1 3/4″	**MW2-S4830-A-( )**	1,411.	1,925.	2,657.
		54″	29 5/8″	1 3/4″	**MW2-S5430-A-( )**	1,484.	2,076.	2,809.
		60″	29 5/8″	1 3/4″	**MW2-S6030-A-( )**	1,569.	2,193.	3,057.
		66″	29 5/8″	1 3/4″	**MW2-S6630-A-( )**	1,688.	2,348.	3,326.
		72″	29 5/8″	1 3/4″	**MW2-S7230-A-( )**	1,873.	2,576.	3,599.
		78″	29 5/8″	1 3/4″	**MW2-S7830-A-( )**	2,025.	2,809.	3,909.
		84″	29 5/8″	1 3/4″	**MW2-S8430-A-( )**	2,177.	3,042.	4,269.
		90″	29 5/8″	1 3/4″	**MW2-S9030-A-( )**	2,371.	3,339.	4,735.
		96″	29 5/8″	1 3/4″	**MW2-S9630-A-( )**	2,598.	3,650.	5,202.
Straight, 30″D - no grommets	No Grommets	30″	29 5/8″	1 3/4″	**MW2-S3030-B-( )**	958.	1,384.	2,003.
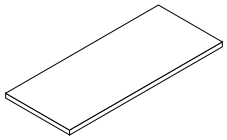		36″	29 5/8″	1 3/4″	**MW2-S3630-B-( )**	1,067.	1,502.	2,157.
		42″	29 5/8″	1 3/4″	**MW2-S4230-B-( )**	1,135.	1,605.	2,314.
		48″	29 5/8″	1 3/4″	**MW2-S4830-B-( )**	1,256.	1,758.	2,501.
		54″	29 5/8″	1 3/4″	**MW2-S5430-B-( )**	1,333.	1,922.	2,654.
		60″	29 5/8″	1 3/4″	**MW2-S6030-B-( )**	1,408.	2,034.	2,894.
		66″	29 5/8″	1 3/4″	**MW2-S6630-B-( )**	1,527.	2,189.	3,168.
		72″	29 5/8″	1 3/4″	**MW2-S7230-B-( )**	1,713.	2,415.	3,447.
		78″	29 5/8″	1 3/4″	**MW2-S7830-B-( )**	1,869.	2,654.	3,752.
		84″	29 5/8″	1 3/4″	**MW2-S8430-B-( )**	2,021.	2,879.	4,106.
		90″	29 5/8″	1 3/4″	**MW2-S9030-B-( )**	2,209.	3,181.	4,581.
		96″	29 5/8″	1 3/4″	**MW2-S9630-B-( )**	2,429.	3,479.	5,045.

Order Code

Example:	**MW2-S4230-A-117**
MW2	Worksurface 1 3/4″ thick
S	Worksurface type
42	Width
30	Depth
A	Grommets
117	Surface finish

Specification Information

Grommets / no grommets:

A: Worksurface includes 3″ grommet in each back corner leading into desk support or wire manager.

B: Worksurface does not include grommets

Specify surface finish

All worksurfaces are U.L.-listed.

Application Notes

30″D worksurfaces are used interchangeably in desk and panel system applications as main surfaces, extensions, or credenza tops. They must be supported at each end by a pedestal, end panel, end support cantilever or cantilever bridging bracket with a maximum span of 60″ between supports.

All straight worksurfaces are 3/8″ less than nominal depth for rear wire clearance or privacy screens.

MW2- worksurfaces are supported by brackets with machine screws.

Panel supported worksurfaces over 60″ must be mid-span supported by MB2-C18 bracket, specified separately.

Plastic laminate worksurfaces are post-formed top and bottom, front and back.

Postformed Worksurfaces, 1 3/4″
36″ Deep

description	type	w	d	h	pattern no.	lam.	V1	V2
Straight, 36″D	Recessed Grommet	66″	35 3/4″	1 3/4″	**MW2-S6636-R-( )**	$2,059.	$2,770.	$3,798.
		72″	35 3/4″	1 3/4″	**MW2-S7236-R-( )**	2,177.	3,000.	4,227.
		78″	35 3/4″	1 3/4″	**MW2-S7836-R-( )**	2,371.	3,271.	4,496.

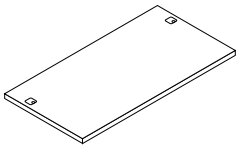

Straight, 36″D - no grommets	No Grommets	66″	35 3/4″	1 3/4″	**MW2-S6636-B-( )**	1,898.	2,607.	3,641.
		72″	35 3/4″	1 3/4″	**MW2-S7836-B-( )**	2,021.	2,843.	4,065.
		78″	35 3/4″	1 3/4″	**MW2-S7236-B-( )**	2,209.	3,115.	4,344.

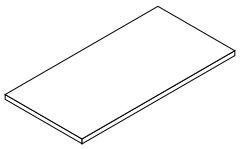

Order Code

Example:	**MW2-S3636-R-117**
MW2	Worksurface 1 3/4″ thick
S	Worksurface type
36	Width
36	Depth
R	Recessed grommets
117	Surface finish

Specification Information

Grommet / no grommets:

B: worksurface does not include grommets
R: worksurface includes 3″ grommets recessed for use with 6″ recessed desk support

Specify surface finish

All worksurfaces are U.L.-listed.

Application Notes

36″D desk may be planned with 6″ recessed desk support and 24″D pedestals or end panels, or 29″ or 35″W universal end panels with kneehole filler. 36″D worksurfaces do not accept privacy screens.

Plastic laminate worksurfaces are post-formed top and bottom, front and back.

All straight worksurfaces are 3/8″ less than nominal depth for rear wire clearance or privacy screens.

MW2- worksurfaces are supported by brackets with machine screws.

Panel supported worksurfaces over 60″ must be mid-span supported by MB2-C18 bracket, specified separately.

Postformed Worksurfaces, 1 3/4″
VDT conrers

description	type	w	d	h	pattern no.	lam.	V1	V2
Corner	Corner grommet only	35 5/8″	17 5/8″	1 3/4″	**MW2-V3618-A-( )**	$1,954.	$2,448.	$3,457.
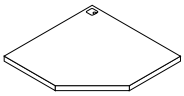		35 5/8″	23 5/8″	1 3/4″	**MW2-V3624-A-( )**	2,034.	2,483.	3,539.
		41 5/8″	23 5/8″	1 3/4″	**MW2-V4224-A-( )**	2,105.	2,601.	3,685.
		41 5/8″	29 5/8″	1 3/4″	**MW2-V4230-A-( )**	2,226.	2,754.	3,909.
		47 5/8″	23 5/8″	1 3/4″	**MW2-V4824-A-( )**	2,486.	2,975.	4,344.
		47 5/8″	29 5/8″	1 3/4″	**MW2-V4830-A-( )**	2,605.	3,199.	4,567.
Corner - 3 grommets	3 Grommets	35 5/8″	23 5/8″	1 3/4″	**MW2-V3624-C-( )**	2,193.	2,650.	3,686.
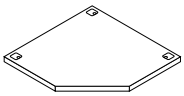		41 5/8″	23 5/8″	1 3/4″	**MW2-V4224-C-( )**	2,264.	2,758.	3,848.
		41 5/8″	29 5/8″	1 3/4″	**MW2-V4230-C-( )**	2,385.	2,911.	4,074.
		47 5/8″	23 5/8″	1 3/4″	**MW2-V4824-C-( )**	2,641.	3,133.	4,496.
		47 5/8″	29 5/8″	1 3/4″	**MW2-V4830-C-( )**	2,766.	3,365.	4,729.

Order Code

Example:	**MW2-V4830-C-117**
MW2	Worksurface 1 3/4″ thick
V	VDT corner
48	Width
30	Depth of return
C	Three grommets
117	Surface finish

Specification Information

Grommets/no grommets:

A- VDT corner includes 3″ grommet in back corner.

C- VDT corner includes 3″ grommet in all three back corners.

Specify surface finish. VDT worksurfaces have threaded metal inserts at all desk support and bracket locations.

MW2- worksurfaces are supported by brackets with machine screws.

All worksurfaces are U.L.-listed.

All VDT corner worksurfaces are bored to accept and are shipped with wire manager clips.

Application Notes

VDT corners may be used interchangeably in desk and panel system applications. They must be supported by VDT support brackets on each back edge or cantilever bridging brackets on each side edge and a cantilever bracket on the back corner.

36″W x 18″D VDT corners accept 18″D returns, 36″, 42″, and 48″W x 24″D VDT corners accept 24″D returns, 42″ and 48″W x 30″D VDT corners accept 30″D returns.

VDT corners are 3/8″ less than nominal depth for rear wire clearance or privacy screens.

Plastic laminate worksurfaces are post-formed on front and back edges. 48″ x 24″ VDT corners have an inside radius, T-mold front edge that curves into an optimal 45° straight keyboard location.

Postformed Worksurfaces, 1 3/4″
Rounded end, 30″ deep

description	type	w	d	h	pattern no.	lam.	V1	V2
30″D - End grommets		63″	30″	1 3/4″	**MW2-R6330E( )**	$3,050.	$3,996.	$5,676.
		75″	30″	1 3/4″	**MW2-R7530E( )**	3,166.	4,168.	5,837.
		87″	30″	1 3/4″	**MW2-R8730E( )**	3,388.	4,306.	6,114.
30″D - No grommets		63″	30″	1 3/4″	**MW2-R6330B( )(L/R)**	2,880.	3,838.	5,514.
		75″	30″	1 3/4″	**MW2-R7530B( )(L/R)**	2,999.	3,992.	5,669.
		87″	30″	1 3/4″	**MW2-R8730B( )(L/R)**	3,227.	4,150.	5,948.

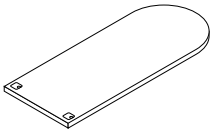

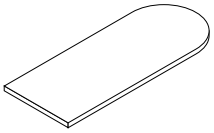

Order Code

Example:	**MW2-R8730E-117**
MW2	Worksurface, 1 3/4″ thick
R	Rounded end
87	Width
30	Depth
E	End grommets
117	Surface finish

Specification Information

Grommets/no grommets:

B- worksurface does not include grommets.
E- rounded end worksurface includes 3″ grommet in each straight end corner.
R- rounded end worksurface includes 3″ grommets recessed for use with 6″ recessed desk support.

Specify surface finish.

Rounded end worksurfaces with recessed or no grommets are specified left or right to determine position of grommets and pedestal drilling. Rounded end when seated at desk defines L/R hand (Right hand shown above). All worksurfaces are U.L.-listed.

Recessed grommets align with desk support recessed 6″.

Application Notes

Rounded end worksurfaces may be used to create fully enclosed desks or open table/desks with support column. For front modesty, use 48″W desk support with 63″ rounded end, 60″W desk support with 75″ rounded end; 72″W desk support with 87″ rounded end.

Use 18″D pedestal or end panel each end with 30″D rounded end with recessed grommets. Rounded end worksurfaces with end grommets are supported by 30″W or 36″W desk support and support column.

Worksurfaces with grommets are bored to accept and are shipped with wire manager clips.

Worksurfaces with end grommets may not be supported by conference end panels.

Plastic laminate worksurfaces have radiused T-mold edge.

Rounded end worksurfaces have threaded metal inserts for desk support, end panel each end, and at all bracket locations. End grommet worksurfaces have no pedestal inserts.

MW2- worksurfaces are supported by brackets with machine screws.

Postformed Worksurfaces, 1 1/4″
18″ Deep

description	type	w	d	h	pattern no.	lam.	V1	V2
Straight, 18″D 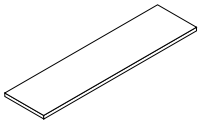	No grommet	30″	17 5/8″	1 1/4″	**MU1-S3018-B-( )**	$587.	$911.	$1,333.
		36″	17 5/8″	1 1/4″	**MU1-S3618-B-( )**	651.	981.	1,435.
		42″	17 5/8″	1 1/4″	**MU1-S4218-B-( )**	681.	1,063.	1,584.
		48″	17 5/8″	1 1/4″	**MU1-S4818-B-( )**	799.	1,174.	1,737.
		54″	17 5/8″	1 1/4″	**MU1-S5418-B-( )**	832.	1,244.	1,849.
		60″	17 5/8″	1 1/4″	**MU1-S6018-B-( )**	870.	1,318.	1,999.
		66″	17 5/8″	1 1/4″	**MU1-S6618-B-( )**	941.	1,468.	2,212.
		72″	17 5/8″	1 1/4″	**MU1-S7218-B-( )**	1,050.	1,644.	2,438.

Order Code

Example:	**MU1-S4818-B-117**
MU1	Worksurface 1 1/4″ thick
S	Worksurface type
48	Width
18	Depth
B	No grommets
117	Surface finish

Specification Information

B: Worksurface does not include grommets.

Specify surface finish.

1 1/4″ worksurfaces are 3-ply, solid core construction with threaded metal inserts at all end panel, desk support and bracket locations and pilot holes at pedestal locations.

All worksurfaces are U.L.-listed.

MU1- worksurfaces are supported by brackets with machine screws.

Application Notes

18″D worksurfaces are used interchangeably in desk and panel system applications as shallow main surfaces, extensions, or credenza tops. They may be supported at each end by an 18 " end support bracket, 18″ cantilever bracket, 18″W conference end panel, 18″D pedestal, or 12″W end panel (MN2-E12) in conjunction with a desk support.

18″D worksurfaces with desk supports do not accept pedestals.

All worksurfaces are 3/8″ less than nominal depth for rear wire clearance or privacy screens.

Panel-supported 1 1/4″ worksurfaces over 48″ must be mid-span supported by MB2-C18 bracket, specified separately.

Suspended pedestals may not be used with 1 1/4″ worksurfaces.

Postformed Worksurfaces, 1 1/4″
24″ Deep

description	type	w	d	h	pattern no.	lam.	V1	V2
Straight, 24″D	Grommets	24″	23 5/8″	1 1/4″	**MU1-S2424-A-( )**	$745.	$1,189.	$1,635.
		30″	23 5/8″	1 1/4″	**MU1-S3024-A-( )**	808.	1,222.	1,711.
		36″	23 5/8″	1 1/4″	**MU1-S3624-A-( )**	843.	1,250.	1,744.
		42″	23 5/8″	1 1/4″	**MU1-S4224-A-( )**	958.	1,330.	1,886.
		48″	23 5/8″	1 1/4″	**MU1-S4824-A-( )**	987.	1,433.	2,114.
		54″	23 5/8″	1 1/4″	**MU1-S5424-A-( )**	1,067.	1,577.	2,261.
		60″	23 5/8″	1 1/4″	**MU1-S6024-A-( )**	1,134.	1,654.	2,371.
		66″	23 5/8″	1 1/4″	**MU1-S6624-A-( )**	1,244.	1,846.	2,631.
		72″	23 5/8″	1 1/4″	**MU1-S7224-A-( )**	1,355.	1,980.	2,890.
		78″	23 5/8″	1 1/4″	**MU1-S7824-A-( )**	1,473.	2,157.	3,090.
		84″	23 5/8″	1 1/4″	**MU1-S8424-A-( )**	1,570.	2,311.	3,318.
		90″	23 5/8″	1 1/4″	**MU1-S9024-A-( )**	1,668.	2,457.	3,539.
		96″	23 5/8″	1 1/4″	**MU1-S9624-A-( )**	1,822.	2,689.	3,873.
Straight, 24″D - No grommets	No grommets	24″	23 5/8″	1 1/4″	**MU1-S2424-B-( )**	587.	1,028.	1,479.
		30″	23 5/8″	1 1/4″	**MU1-S3024-B-( )**	651.	1,063.	1,554.
		36″	23 5/8″	1 1/4″	**MU1-S3624-B-( )**	681.	1,101.	1,584.
		42″	23 5/8″	1 1/4″	**MU1-S4224-B-( )**	799.	1,174.	1,737.
		48″	23 5/8″	1 1/4″	**MU1-S4824-B-( )**	832.	1,281.	1,958.
		54″	23 5/8″	1 1/4″	**MU1-S5424-B-( )**	907.	1,428.	2,109.
		60″	23 5/8″	1 1/4″	**MU1-S6024-B-( )**	980.	1,502.	2,212.
		66″	23 5/8″	1 1/4″	**MU1-S6624-B-( )**	1,086.	1,688.	2,478.
		72″	23 5/8″	1 1/4″	**MU1-S7224-B-( )**	1,199.	1,831.	2,731.
		78″	23 5/8″	1 1/4″	**MU1-S7824-B-( )**	1,303.	1,999.	2,931.
		84″	23 5/8″	1 1/4″	**MU1-S8424-B-( )**	1,409.	2,156.	3,163.
		90″	23 5/8″	1 1/4″	**MU1-S9024-B-( )**	1,507.	2,303.	3,381.
		96″	23 5/8″	1 1/4″	**MU1-S9624-B-( )**	1,658.	2,526.	3,717.

Order Code

Example:	**MU1-S3024-B-117**
MU1	Worksurface, 1 1/4″ thick
S	Straight worksurface
30	Width
24	Depth
B	No grommets
117	Surface finish

Specification Information

Grommets/no grommets:

A- Worksurfaces include 3″ grommet in each back corner leading into desk support or wire manager.

B- Worksurface does not include grommets.

Specify surface finish.

1 1/4″ worksurfaces are 3-ply, solid core construction with threaded metal inserts at all end panel, desk support and bracket locations and pilot holes at pedestal locations.

Worksurfaces with grommets are bored to accept and are shipped with wire manager clips.

All worksurfaces are U.L.-listed.

MU1- worksurfaces are supported by brackets with machine screws.

Application Notes

24″D worksurfaces are used interchangeably as shallow main surfaces, extensions or credenza tops. They can be supported at each end by 24″ end support bracket, 24″ cantilever bracket, 24″W end panel, 18″D pedestal or end panel in conjunction with desk support.

Use 18″D pedestals with 24″D worksurfaces for full wire management capability in desk or panel applications.

All straight worksurfaces are 3/8″ less than nominal depth for rear wire clearance or privacy screens.

Panel-supported 1 1/4″ worksurfaces over 48″ must be mid-span supported by MB2-C18 bracket, specified separately.

Suspended pedestals may not be used with 1 1/4″ worksurfaces.

Postformed Worksurfaces, 1 1/4″
30″ Deep

description	type	w	d	h	pattern no.	lam.	V1	V2
Straight, 30″D 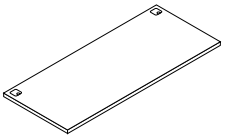	Grommets	30″	29 5/8″	1 1/4″	**MU1-S3030-A-( )**	$887.	$1,286.	$1,854.
		36″	29 5/8″	1 1/4″	**MU1-S3630-A-( )**	958.	1,367.	1,969.
		42″	29 5/8″	1 1/4″	**MU1-S4230-A-( )**	1,030.	1,476.	2,114.
		48″	29 5/8″	1 1/4″	**MU1-S4830-A-( )**	1,100.	1,577.	2,261.
		54″	29 5/8″	1 1/4″	**MU1-S5430-A-( )**	1,174.	1,724.	2,447.
		60″	29 5/8″	1 1/4″	**MU1-S6030-A-( )**	1,244.	1,846.	2,631.
		66″	29 5/8″	1 1/4″	**MU1-S6630-A-( )**	1,312.	1,949.	2,851.
		72″	29 5/8″	1 1/4″	**MU1-S7230-A-( )**	1,456.	2,131.	3,070.
		78″	29 5/8″	1 1/4″	**MU1-S7830-A-( )**	1,572.	2,311.	3,383.
		84″	29 5/8″	1 1/4″	**MU1-S8430-A-( )**	1,697.	2,491.	3,655.
		90″	29 5/8″	1 1/4″	**MU1-S9030-A-( )**	1,795.	2,647.	3,894.
		96″	29 5/8″	1 1/4″	**MU1-S9630-A-( )**	1,951.	2,875.	4,232.
Straight, 30″D - no grommets 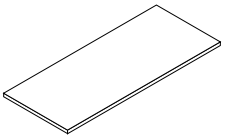	No Grommets	30″	29 5/8″	1 1/4″	**MU1-S3030-B-( )**	730.	1,128.	1,701.
		36″	29 5/8″	1 1/4″	**MU1-S3630-B-( )**	799.	1,208.	1,816.
		42″	29 5/8″	1 1/4″	**MU1-S4230-B-( )**	870.	1,318.	1,958.
		48″	29 5/8″	1 1/4″	**MU1-S4830-B-( )**	941.	1,428.	2,109.
		54″	29 5/8″	1 1/4″	**MU1-S5430-B-( )**	1,008.	1,569.	2,297.
		60″	29 5/8″	1 1/4″	**MU1-S6030-B-( )**	1,086.	1,688.	2,478.
		66″	29 5/8″	1 1/4″	**MU1-S6630-B-( )**	1,154.	1,786.	2,697.
		72″	29 5/8″	1 1/4″	**MU1-S7230-B-( )**	1,300.	1,972.	2,914.
		78″	29 5/8″	1 1/4″	**MU1-S7830-B-( )**	1,411.	2,156.	3,227.
		84″	29 5/8″	1 1/4″	**MU1-S8430-B-( )**	1,538.	2,331.	3,497.
		90″	29 5/8″	1 1/4″	**MU1-S9030-B-( )**	1,645.	2,495.	3,738.
		96″	29 5/8″	1 1/4″	**MU1-S9630-B-( )**	1,789.	2,718.	4,080.

Order Code

Example:	**MU1-S3030B-117**
MU1	Worksurface, 1 1/4″ thick
S	Straight worksurface
30	Width
30	Depth
B	No grommets
117	Surface finish

Specification Information

Grommets/no grommets:

A- Worksurfaces include 3″ grommet in each back corner leading into desk support or wire manager.

B- Worksurface does not include grommets.

Specify surface finish.

1 1/4″ worksurfaces are 3-ply, solid core construction with threaded metal inserts at all end panel, desk support and bracket locations and pilot holes at pedestal locations.

Worksurfaces with grommets are bored to accept and are shipped with wire manager clips.

All worksurfaces are U.L.-listed.

MU1- worksurfaces are supported by brackets with machine screws.

Plastic laminate worksurfaces are post-formed top and bottom, front and back.

Application Notes

30″D worksurfaces are used interchangeably in desk and panel system applications as main surfaces, extensions or credenza tops. They can be supported at each end by 30″ end support bracket, 30″ cantilever bracket, 30″ flat bracket, 30″W end panel, 24″D pedestal or end panel in conjunction with desk support, or 30″D pedestal.

All straight worksurfaces are 3/8″ less than nominal depth for rear wire clearance or privacy screens.

Panel-supported 1 1/4″ worksurfaces over 48″ must be mid-span supported by MB2-C18 bracket, specified separately.

Worksurfaces with grommets are bored to accept and are shipped with wire manager clips.

Suspended pedestals may not be used with 1 1/4″ worksurfaces.

Postformed Worksurfaces, 1 1/4″
VDT corners

description	type	w	d	h	pattern no.	lam.	V1	V2
Corner 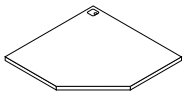	Corner grommet only	35 5/8″	17 5/8″	1 1/4″	**MU1-V3618-A( )**	$1,506.	$1,972.	$2,899.
		35 5/8″	23 5/8″	1 1/4″	**MU1-V3624-A( )**	1,544.	2,011.	2,936.
		41 5/8″	23 5/8″	1 1/4″	**MU1-V4224-A( )**	1,606.	2,084.	3,084.
		41 5/8″	29 5/8″	1 1/4″	**MU1-V4230-A( )**	1,694.	2,190.	3,232.
		47 5/8″	23 5/8″	1 1/4″	**MU1-V4824-A( )**	1,901.	2,364.	3,620.
		47 5/8″	29 5/8″	1 1/4″	**MU1-V4830-A( )**	1,976.	2,550.	3,805.
Corner - 3 grommets 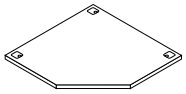	3 Grommets	35 5/8″	23 5/8″	1 1/4″	**MU1-V3624-C( )**	1,707.	2,166.	3,094.
		41 5/8″	23 5/8″	1 1/4″	**MU1-V4224-C( )**	1,772.	2,236.	3,239.
		41 5/8″	29 5/8″	1 1/4″	**MU1-V4230-C( )**	1,850.	2,343.	3,385.
		47 5/8″	23 5/8″	1 1/4″	**MU1-V4824-C( )**	2,054.	2,524.	3,784.
		47 5/8″	29 5/8″	1 1/4″	**MU1-V4830-C( )**	2,134.	2,703.	3,967.

Order Code

Example:	**MU1-V4830-C-117**
MU1	Worksurface, 1 1/4″ thick
V	VDT corner
48	Width
30	Depth of return
C	Three grommets
117	Surface finish

Specification Information

Grommets/no grommets:

A- VDT corner includes 3″ grommet in back corner.

C- VDT corner includes 3″ grommet in all three back corners.

Specify surface finish.

1 1/4″ VDT corners are solid core construction with threaded metal inserts at desk support and all bracket locations.All worksurfaces are U.L.-listed.

MU1- worksurfaces are supported by brackets with machine screws.

Application Notes

VDT corners may be used interchangeably in desk and panel system applications. They may be supported by VDT end support brackets on each back edge; they may be supported by flat bracket or bridging bracket on each side edge.

36″W x 18″D VDT corners accept 18″D returns, 36″, 42″, and 48″W x 24″D VDT corners accept 24″D returns, 42″ and 48″W x 30″D VDT corners accept 30″D returns.

VDT corners are 3/8″ less than nominal depth for rear wire clearance or privacy screens.

48″ x 24″ VDT corners have an inside radius, T-mold front edge that curves into an optimal 45° straight keyboard location.

Corner worksurfaces with equal rear edges have diagonal grain direction.

Postformed Worksurfaces, 1 1/4″
split top VDT corners

description	type	w	d	h	pattern no.	lam.	V1	V2
VDT Corner	Corner grommet only	41 5/8″	23 5/8″	1 1/4″	**MU1-V42SS-A( )**	$4,083.	$4,530.	$5,530.
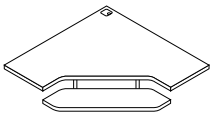		47 5/8″	23 5/8″	1 1/4″	**MU1-V48SS-A( )**	4,368.	4,816.	6,071.
		47 5/8″	29 5/8″	1 1/4″	**MU1-V48DS-A( )**	4,448.	5,000.	6,250.
VDT Corner - 3 grommets	3 Grommets	41 5/8″	23 5/8″	1 1/4″	**MU1-V42SS-C( )**	4,237.	4,685.	5,686.
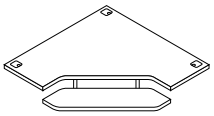		47 5/8″	23 5/8″	1 1/4″	**MU1-V48SS-C( )**	4,530.	4,972.	6,224.
		47 5/8″	29 5/8″	1 1/4″	**MU1-V48DS-C( )**	4,606.	5,159.	6,407.

Order Code

Example:	**MU1-V48SS-A-117**
MU1	Worksurface, 1 1/4″ thick
V	VDT corner
48	Width
S	Depth
S	Split top
A	Grommet
117	Surface finish

Specification Information

VDT Corner Depth:

S- 24″D sides
D- 30″D sides

Grommets/no grommets:

A- Grommets in back corners of straight tops, one back corner of VDT
C- Grommets in all three back corners of VDT

Specify surface finish.
1 1/4″ VDT corners are solid core construction with threaded metal inserts at desk support and all bracket locations. All worksurfaces are U.L.-listed.
MU1- worksurfaces are supported by brackets with machine screws.

Application Notes

Split top worksurfaces include counterbalanced adjustable keyboard/ mouse support with fingertip control.

Front surface adjusts from 5″ below back surface to 7″ above, and adjusts in tilt from -10° to +10°.

Split top surfaces may be panel supported or desk supported with standard brackets.

Specify 18″D cantilever brackets with 23 5/8″ split corners, and 24″D cantilever or bridging brackets with 29 5/8″ D split corners.

48″W split-top VDT corners must be supported by VDT-end support kits in conjunction with cantilever brackets at side edges.

Corner worksurfaces with equal rear edges have diagonal grain direction.

Postformed Worksurfaces, 1 1/4″
Rounded end worksurfaces

description	type	w	d	h	pattern no.	lam.	V1	V2
30″D rounded end - No grommets		62 5/8″	30″	1 1/4″	**MU1-R6330B( )(L/R)**	$2,193.	$3,115.	$4,661.
		74 5/8″	30″	1 1/4″	**MU1-R7530B( )(L/R)**	2,268.	3,218.	4,760.

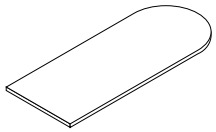

30″D rounded end - End grommets		62 5/8″	30″	1 1/4″	**MU1-R6330E( )**	2,349.	3,271.	4,816.
		74 5/8″	30″	1 1/4″	**MU1-R7530E( )**	2,429.	3,379.	4,926.

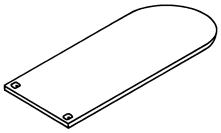

Order Code

Example:	**MU1-R6330E-117**
MU1	Worksurface, 1 1/4″ thick
R	Rounded end
63	Width
30	Depth
E	End grommets
117	Surface finish

Specification Information

Grommets/no grommets:

E- rounded end worksurface includes 3″ grommet in each straight end corner.

R- rounded end worksurface includes 3″ grommets recessed for use with 6″ recessed desk support.

B- rounded end worksurface does not include grommets

Specify surface finish. Rounded end worksurfaces with recessed or no grommets are specified left or right to determine position of grommets and pedestal drilling. Rounded end when seated at desk defines L/R hand (Right hand shown above).

1 1/4″ worksurfaces are 3-ply, solid core construction with threaded metal inserts at all end panel, desk support and bracket locations and pilot holes at pedestal locations.

MU1- worksurfaces are supported by brackets with machine screws.

All worksurfaces are U.L.-listed.

End grommeted tops have inserts to accept desk support at straight end and no pedestal inserts.Plastic laminate worksurfaces have radiused T mold edge and a flat self-edge in the straight edge.

Application Notes

Rounded end worksurfaces are used interchangeably in desk and panel system applications as main surfaces or extensions. They may be supported by 30″ end support brackets, 30″ cantilever bracket, 30″ flat bracket or 30″ conference end panel, and by a support column at the rounded end.

Use 18″D pedestal or end panel with desk support under rounded end worksurfaces with recessed grommets. Use 48″D desk support with 63″ rounded end and 60″W desk support with 75″ rounded end.

Worksurfaces with end grommets may not be supported by conference end panel.

Suspended pedestals may not be used with 1 1/4″ worksurfaces.

Rounded end worksurfaces have threaded metal inserts for desk support, end panel each end, and at all bracket locations. End grommet worksurfaces have no pedestal inserts.

Postformed Worksurfaces, 1 1/4″
conference shapes

description	type	w	d	h	pattern no.	lam.	V1	V2
Half round - Standard		30″	48″	1 1/4″	**MU1-R3048-B-( )**	$1,601.	$2,289.	$3,254.
Half round - With vertical panel		50 3/8″	48″	1 1/4″	**MU1-R3050-B-( )**	1,779.	2,510.	3,586.

Order Code

Example:	**MU1-R3050B-117**
MU1	Worksurface, 1 1/4″ thick
R	Rounded end
30	Width
50	Depth
B	No grommet
117	Surface finish

Specification Information

Grommets/no grommets:

B- worksurface does not include grommets.

Specify surface finish.

1 1/4″ worksurfaces are 3-ply, solid core construction with threaded metal inserts at all end panel, desk support and bracket locations and pilot holes at pedestal locations.

MU1- worksurfaces are supported by brackets with machine screws.

Plastic laminate worksurfaces have radiused T mold edge.

All worksurfaces are U.L.-listed.

Application Notes

Half-round and extended half-round are used with back-to-back 24″D straight or VDT corner worksurfaces. Half round with vertical panel attaches to 24″D straight or VDT corner worksurfaces supported by vertical panel.

Conference worksurfaces must be supported by support column and flat bracket or bridging bracket to adjacent worksurface.

Postformed Worksurfaces, 1 1/4″
P-shape curvilinear

description	type	w	d	h	pattern no.	lam.	V1	V2
Rounded end left	24″ D return	48″	72″	1 1/4″	**MU1-P72SA( )L**	$4,089.	$5,252.	$7,360.
	30″ D return	48″	78″	1 1/4″	**MU1-P78DA( )L**	4,260.	5,482.	7,675.
Rounded end right	30″ D return	48″	78″	1 1/4″	**MU1-P78DA( )R**	4,260.	5,482.	7,675.
	24″ D return	48″	72″	1 1/4″	**MU1-P72SA( )R**	4,089.	5,252.	7,360.

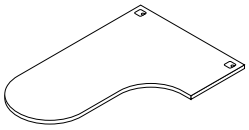

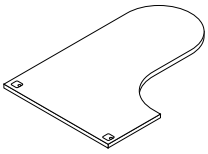

Order Code

Example:	**MU1-P72SA-117L**
MU1	Worksurface, 1 1/4″
P	P-shape curvilinear
72	Overall length
S	Depth of return
A	Grommets
117	Surface finish
L	Rounded end left

Specification Information

S- 24″D side edge
D- 30″D side edge

Specify surface finish.

1 1/4″ curvilinear surfaces are solid core construction with threaded metal inserts at desk support and all bracket locations.

MU1- worksurfaces are supported by brackets with machine screws.

All worksurfaces are U.L.-listed.

All P-shape worksurfaces have 2 grommets at 48″ end for use with 48″ desk and overhead supports.

Application Notes

P-shape curvilinear worksurfaces may be used interchangeably in desk and panel system applications. They may be supported by a 48″ VDT support bracket kit, or 48″ desk support and 6″ end panel, in conjunction with rounded end support column. Use flat bracket or bridging bracket to join to adjacent 1 1/4″ worksurface.

P-shape laminate surfaces have continuous T-mold edge in profile to match adjacent 1 1/4″ worksurfaces.

Postformed Worksurfaces, 1 1/4″
L-shape curvilinear

description	type	w	d	h	pattern no.	lam.	V1	V2
24″ D returns left and right	3 grommet	42″	42″	1 1/4″	**MU1-C4242SS( )**	$1,872.	$2,411.	$3,376.
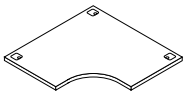		48″	48″	1 1/4″	**MU1-C4848SS( )**	2,039.	2,631.	3,673.
		48″	60″	1 1/4″	**MU1-C4860SS( )**	2,318.	2,979.	4,177.
		48″	72″	1 1/4″	**MU1-C4872SS( )**	2,657.	3,428.	4,809.
		60″	48″	1 1/4″	**MU1-C6048SS( )**	2,318.	2,979.	4,177.
		72″	48″	1 1/4″	**MU1-C7248SS( )**	2,657.	3,428.	4,809.
24″ D return left, 30″ D right	3 grommet	48″	48″	1 1/4″	**MU1-C4848SD( )**	2,039.	2,631.	3,673.
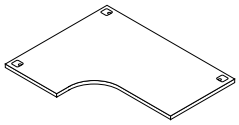		48″	60″	1 1/4″	**MU1-C4860SD( )**	2,318.	2,979.	4,177.
		48″	72″	1 1/4″	**MU1-C4872SD( )**	2,657.	3,428.	4,809.
		60″	48″	1 1/4″	**MU1-C6048SD( )**	2,318.	2,979.	4,177.
		72″	48″	1 1/4″	**MU1-C7248SD( )**	2,657.	3,428.	4,809.
30″ D return left, 24″ D right	3 grommet	48″	48″	1 1/4″	**MU1-C4848DS( )**	2,039.	2,631.	3,673.
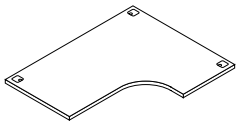		48″	60″	1 1/4″	**MU1-C4860DS( )**	2,318.	2,979.	4,177.
		48″	72″	1 1/4″	**MU1-C4872DS( )**	2,657.	3,428.	4,809.
		60″	48″	1 1/4″	**MU1-C6048DS( )**	2,318.	2,979.	4,177.
		72″	48″	1 1/4″	**MU1-C7248DS( )**	2,657.	3,428.	4,809.
30″ D returns left and right	3 grommet	48″	48″	1 1/4″	**MU1-C4848DD( )**	2,039.	2,631.	3,673.
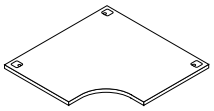								

Order Code

Example: **MU1-C4860SD-117**

MU1	Worksurface, 1 1/4″
C	L-shape curvilinear
48	Width left
60	Width right
S	Depth of left return
D	Depth of right return
117	Surface finish

Specification Information

Width dimension (W) refers to width of left-side back edge; depth dimension (D) indicates width of right-side back edge.

S- 24″D side edge
D- 30″D side edge

Specify surface finish.

1 1/4″curvilinear surfaces are solid core construction with threaded metal inserts at desk support and all bracket locations.
MU1- worksurfaces are supported by brackets with machine screws.

All worksurfaces are U.L.-listed.

All L-shape curvilinear worksurfaces have three grommets.

Corner worksurfaces with equal rear edges have diagonal grain direction.

L-shape worksurfaces have grain direction along the longer back edge.

Application Notes

L-shape curvilinear worksurfaces may be used interchangeably in desk and panel system applications. They may be supported by corner desk supports or by VDT end support bracket kit. Use cantilever bridging brackets or flat brackets to join to adjacent worksurfaces.

L-shape surfaces may also be supported by MN1- end panel in conjunction with desk support, or cantilever bracket in panel planning.

L-shape surfaces are veneer or post-formed plastic laminate on both back edges, matching profile T-mold on curvilinear front, and self-edge on sides.

Curvilinear worksurfaces are available only in 1 1/4″ thickness.

L-shape surfaces are 3/8″ less than nominal depth for rear wire clearance or privacy screens.

If specifying privacy screens on both back edges, one or both must be 48″ back-of-VDT type.

Postformed Worksurfaces, 1 1/4″

120° corners

90° return

description	w	return	h	pattern no.	lam.	V1	V2
90° return Left hand - grommet	36″	24″	1 1/4″	**MU1-Y36S-AL-( )( )**	$1,408.	$1,971.	$2,397.
	42″	24″	1 1/4″	**MU1-Y42S-AL-( )( )**	1,482.	2,387.	3,152.
	48″	24″	1 1/4″	**MU1-Y48S-AL-( )( )**	1,650.	2,629.	3,948.
	60″	24″	1 1/4″	**MU1-Y60S-AL-( )( )**	2,006.	n/a	n/a
90° return Right hand - grommet	36″	24″	1 1/4″	**MU1-Y36S-AR-( )( )**	1,408.	1,971.	2,397.
	42″	24″	1 1/4″	**MU1-Y42S-AR-( )( )**	1,482.	2,387.	3,152.
	48″	24″	1 1/4″	**MU1-Y48S-AR-( )( )**	1,650.	2,629.	3,948.
	60″	24″	1 1/4″	**MU1-Y60S-AR-( )( )**	2,006.	n/a	n/a
Transitional	24″		1 1/4″	**MU1-YTS-( )( )**	1,117.	1,468.	1,904.

Order Code

Example:	**MU1-Y48S-A-R-L-117**
MU1	Worksurface, 1 1/4″ thick
Y	120° corner,90° returns
48	Width
S	24″D return
A	Grommets
R	Right hand
L	Laminate
117	Surface finish

Specification Information

Width dimension (w) refers to width of both back edges.

Specify surface finish.

1 1/4″ worksurfaces are solid core construction with threaded metal inserts at desk supports and all standard bracket locations.

MU1- worksurfaces are supported by brackets with machine screws.

Grommets/no grommets:

A- worksurface includes 2 grommets in 2 back corners, creating Left- and Right-hand applications (see illustration).

B- worksurface does not include grommets. Worksurfaces with no grommets are not handed.

Application Notes

Worksurfaces are 3/8″ less than nominal depth for rear wire clearance or privacy screens.

120° worksurfaces with 90° returns are used mainly in panel system applications. They can be suppported at each end with 24″ end support brackets, 24″ cantilever bracket, 24″W end panel, 18″D and 24″D pedestal or end panel in conjunction with desk supports.

120° corner is supported by a standard (90°) 24″D cantilever bracket.

Use cantilever bridging brackets to join to adjacent worksurface or to transitional 120° worksurface.

Transitional worksurfaces connect two 120° corner tops with 90° returns.

Corner worksurfaces have diagonal grain direction.

Postformed Worksurfaces, 1 1/4″

120° corners

Meeting Corners

description	w	return	h	pattern no.	lam.
Meeting corner Left hand - grommet	48″	24″	1 1/4″	**MU1-M48S-AL-( )( )**	$1,701.
Meeting corner Righ hand - grommet	48″	24″	1 1/4″	**MU1-M48S-AR-( )( )**	1,701.

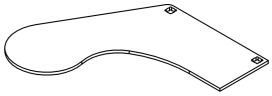

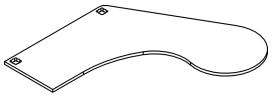

Order Code

Example:	**MU1-M48S-A-L-L-117**
MU1	Worksurface, 1 1/4″ thick
M	Meeting corner
48	Width
S	24″D return
A	Grommets
L	Left hand
L	Laminate
117	Surface finish

Specification Information

Width dimension (w) refers to width of smaller back edge. Total width of back edge with rounded meeting area is 62 1/2″.

Specify surface finish.

1 1/4″ worksurfaces are solid core construction with threaded metal inserts at desk supports and all standard bracket locations.

MU1- worksurfaces are supported by brackets with machine screws.

Grommets/no grommets:

A- worksurface includes 2 grommets in 2 back corners.

B- worksurface does not include grommets.

Application Notes

Worksurfaces are 3/8″ less than nominal depth for rear wire clearance or privacy screens.

120° meeting worksurfaces are used mainly in panel system applications. Support at the rounded meeting end with a support column, specified separately. They can be supported at the other end by 24″ end support brackets, 24″ cantilever bracket, 24″W end panel, 18″D and 24″D pedestal or end panel in conjunction with desk supports. Network straight desk support may be used under the 48W back edge.

120° corner is supported by 24″D cantilever bracket.

Use 24″D cantilever bridging brackets to join to adjacent worksurfaces.

Postformed Options worksurfaces 1¼″
18″ Deep

description	w	d	h	pattern no.	lam.	V1	V2
Straight, 18″D - Grommet	30″	17⅝″	1¼″	**LU1-S3018-A-( )**	$478.	$799.	$1,196.
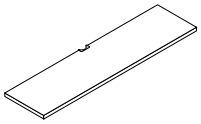	36″	17⅝″	1¼″	**LU1-S3618-A-( )**	503.	829.	1,265.
	42″	17⅝″	1¼″	**LU1-S4218-A-( )**	567.	930.	1,430.
	48″	17⅝″	1¼″	**LU1-S4818-A-( )**	628.	981.	1,521.
	54″	17⅝″	1¼″	**LU1-S5418-A-( )**	684.	1,083.	1,654.
	60″	17⅝″	1¼″	**LU1-S6018-A-( )**	751.	1,180.	1,826.
	66″	17⅝″	1¼″	**LU1-S6618-A-( )**	808.	1,302.	2,023.
	72″	17⅝″	1¼″	**LU1-S7218-A-( )**	868.	1,433.	2,190.
	78″	17⅝″	1¼″	**LU1-S7818-A-( )**	929.	1,506.	2,309.
	84″	17⅝″	1¼″	**LU1-S8418-A-( )**	987.	1,581.	2,423.
	90″	17⅝″	1¼″	**LU1-S9018-A-( )**	1,049.	1,688.	2,582.
	96″	17⅝″	1¼″	**LU1-S9618-A-( )**	1,109.	1,779.	2,726.
	108″	17⅝″	1¼″	**LU1-S10818-A-( )**	1,200.	1,904.	2,916.
	120″	17⅝″	1¼″	**LU1-S12018-A-( )**	1,312.	2,053.	3,163.
Straight, 18″D - No Grommet	30″	17⅝″	1¼″	**LU1-S3018-B-( )**	417.	743.	1,129.
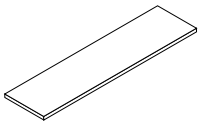	36″	17⅝″	1¼″	**LU1-S3618-B-( )**	450.	771.	1,200.
	42″	17⅝″	1¼″	**LU1-S4218-B-( )**	503.	868.	1,369.
	48″	17⅝″	1¼″	**LU1-S4818-B-( )**	568.	930.	1,468.
	54″	17⅝″	1¼″	**LU1-S5418-B-( )**	628.	1,028.	1,597.
	60″	17⅝″	1¼″	**LU1-S6018-B-( )**	685.	1,121.	1,763.
	66″	17⅝″	1¼″	**LU1-S6618-B-( )**	751.	1,245.	1,960.
	72″	17⅝″	1¼″	**LU1-S7218-B-( )**	808.	1,371.	2,131.
	78″	17⅝″	1¼″	**LU1-S7818-B-( )**	869.	1,452.	2,244.
	84″	17⅝″	1¼″	**LU1-S8418-B-( )**	929.	1,523.	2,364.
	90″	17⅝″	1¼″	**LU1-S9018-B-( )**	991.	1,630.	2,521.
	96″	17⅝″	1¼″	**LU1-S9618-B-( )**	1,049.	1,721.	2,674.
	108″	17⅝″	1¼″	**LU1-S10818-B-( )**	1,141.	1,849.	2,858.
	120″	17⅝″	1¼″	**LU1-S12018-B-( )**	1,261.	2,003.	3,103.

Order Code

Example:	**LU1-S4818-B-117**
LU1	Worksurface, 1¼″ thick
S	Straight worksurface
48	Width
18	Depth
B	No grommet
117	Surface finish

Specification Information

Grommet/no grommet:

A- worksurface includes one edge grommet

B- worksurface does not include grommet

Specify surface finish.

1¼″ Options worksurfaces are 3-ply, solid core construction with pilot holes at all pedestal, end panel, and bracket locations.

Edge grommets are centered at rear of worksurface.

LU1- worksurfaces are supported by brackets with wood screws.

Application Notes

18″D worksurfaces are used in panel system applications as shallow main surfaces, extensions or credenza tops. They may be supported at each end by an 18″ end support bracket, 18″ cantilever bracket, 18″W desk end panel or 18″D pedestal.

Options worksurfaces cannot be used in conjunction with Network desk supports.

All straight worksurfaces are ⅜″ less than nominal depth for rear wire clearance.

Panel-supported 1¼″ worksurfaces over 48″ must be mid-span supported by MB2-C18 bracket, specified separately.

Panel-supported 1¼″ worksurfaces over 96″ must be pedestal or MB2-C24 cantilever bracket supported every 48″.

Suspended pedestals may not be used with 1¼″ worksurfaces.

Postformed Options worksurfaces 1 1/4″
24″ Deep

description	w	d	h	pattern no.	lam.	V1	V2
Straight, 24″D - Grommet	24″	23 5/8″	1 1/4″	**LU1-S2424-A-( )**	$538.	$962.	$1,385.
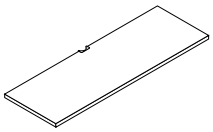	30″	23 5/8″	1 1/4″	**LU1-S3024-A-( )**	567.	992.	1,428.
	36″	23 5/8″	1 1/4″	**LU1-S3624-A-( )**	602.	1,032.	1,455.
	42″	23 5/8″	1 1/4″	**LU1-S4224-A-( )**	658.	1,064.	1,554.
	48″	23 5/8″	1 1/4″	**LU1-S4824-A-( )**	721.	1,145.	1,758.
	54″	23 5/8″	1 1/4″	**LU1-S5424-A-( )**	780.	1,273.	1,922.
	60″	23 5/8″	1 1/4″	**LU1-S6024-A-( )**	842.	1,338.	2,018.
	66″	23 5/8″	1 1/4″	**LU1-S6624-A-( )**	902.	1,474.	2,222.
	72″	23 5/8″	1 1/4″	**LU1-S7224-A-( )**	962.	1,564.	2,427.
	78″	23 5/8″	1 1/4″	**LU1-S7824-A-( )**	1,015.	1,608.	2,528.
	84″	23 5/8″	1 1/4″	**LU1-S8424-A-( )**	1,082.	1,751.	2,666.
	90″	23 5/8″	1 1/4″	**LU1-S9024-A-( )**	1,135.	1,866.	2,838.
	96″	23 5/8″	1 1/4″	**LU1-S9624-A-( )**	1,200.	1,970.	2,995.
	108″	23 5/8″	1 1/4″	**LU1-S10824-A-( )**	1,312.	2,092.	3,207.
	120″	23 5/8″	1 1/4″	**LU1-S12024-A-( )**	1,440.	2,286.	3,471.
Straight, 24″D - No Grommet	24″	23 5/8″	1 1/4″	**LU1-S2424-B-( )**	478.	898.	1,338.
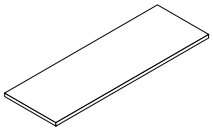	30″	23 5/8″	1 1/4″	**LU1-S3024-B-( )**	503.	937.	1,367.
	36″	23 5/8″	1 1/4″	**LU1-S3624-B-( )**	542.	970.	1,395.
	42″	23 5/8″	1 1/4″	**LU1-S4224-B-( )**	602.	1,004.	1,492.
	48″	23 5/8″	1 1/4″	**LU1-S4824-B-( )**	658.	1,085.	1,701.
	54″	23 5/8″	1 1/4″	**LU1-S5424-B-( )**	722.	1,218.	1,862.
	60″	23 5/8″	1 1/4″	**LU1-S6024-B-( )**	780.	1,277.	1,956.
	66″	23 5/8″	1 1/4″	**LU1-S6624-B-( )**	843.	1,410.	2,164.
	72″	23 5/8″	1 1/4″	**LU1-S7224-B-( )**	902.	1,505.	2,370.
	78″	23 5/8″	1 1/4″	**LU1-S7824-B-( )**	962.	1,552.	2,471.
	84″	23 5/8″	1 1/4″	**LU1-S8424-B-( )**	1,018.	1,692.	2,607.
	90″	23 5/8″	1 1/4″	**LU1-S9024-B-( )**	1,082.	1,815.	2,777.
	96″	23 5/8″	1 1/4″	**LU1-S9624-B-( )**	1,141.	1,908.	2,937.
	108″	23 5/8″	1 1/4″	**LU1-S10824-B-( )**	1,261.	2,033.	3,149.
	120″	23 5/8″	1 1/4″	**LU1-S12024-B-( )**	1,376.	2,225.	3,411.

Order Code

Example:	**LU1-S3024-B-117**
LU1	Worksurface, 1 1/4″ thick
S	Straight worksurface
30	Width
24	Depth
B	No grommet
117	Surface finish

Specification Information

Grommet/no grommet:

A- worksurface includes one edge grommet

B- worksurface does not include grommet

Specify surface finish.

1 1/4″ Options worksurfaces are 3-ply, solid core construction with pilot holes at all pedestal, end panel, and bracket locations.

Edge grommets are centered at rear of worksurface.

LU1- worksurfaces are supported by brackets with wood screws.

24″D worksurfaces are used interchangeably as shallow main surfaces, extensions or credenza tops.

They can be supported at each end by 24″ end support bracket, 24″ cantilever bracket, 24″W end panel or 18″D pedestal.

Application Notes

Options worksurfaces cannot be used in conjunction with Network desk supports.

All straight worksurfaces are 3/8″ less than nominal depth for rear wire clearance.

Panel-supported 1 1/4″ worksurfaces over 48″ must be mid-span supported by MB2-C18 bracket, specified separately.

Panel-supported 1 1/4″ worksurfaces over 96″ must be pedestal or MB2-C24 cantilever bracket supported every 48″.

Suspended pedestals may not be used with 1 1/4″ worksurfaces.

Postformed Options worksurfaces 1 1/4″
30″ Deep

description	w	d	h	pattern no.	lam.	V1	V2
Straight, 30″D - Grommet	30″	29 5/8″	1 1/4″	**LU1-S3030-A-( )**	$628.	$1,006.	$1,555.
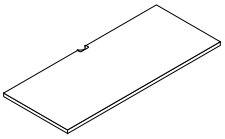	36″	29 5/8″	1 1/4″	**LU1-S3630-A-( )**	684.	1,082.	1,650.
	42″	29 5/8″	1 1/4″	**LU1-S4230-A-( )**	751.	1,180.	1,781.
	48″	29 5/8″	1 1/4″	**LU1-S4830-A-( )**	808.	1,272.	1,915.
	54″	29 5/8″	1 1/4″	**LU1-S5430-A-( )**	868.	1,403.	2,085.
	60″	29 5/8″	1 1/4″	**LU1-S6030-A-( )**	929.	1,502.	2,248.
	66″	29 5/8″	1 1/4″	**LU1-S6630-A-( )**	987.	1,588.	2,451.
	72″	29 5/8″	1 1/4″	**LU1-S7230-A-( )**	1,082.	1,716.	2,610.
	78″	29 5/8″	1 1/4″	**LU1-S7830-A-( )**	1,135.	1,792.	2,745.
	84″	29 5/8″	1 1/4″	**LU1-S8430-A-( )**	1,200.	1,893.	2,894.
	90″	29 5/8″	1 1/4″	**LU1-S9030-A-( )**	1,261.	1,991.	3,021.
	96″	29 5/8″	1 1/4″	**LU1-S9630-A-( )**	1,312.	2,092.	3,180.
Straight, 30″D - No grommet	30″	29 5/8″	1 1/4″	**LU1-S3030-B-( )**	568.	960.	1,495.
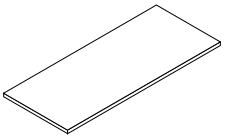	36″	29 5/8″	1 1/4″	**LU1-S3630-B-( )**	628.	1,026.	1,592.
	42″	29 5/8″	1 1/4″	**LU1-S4230-B-( )**	685.	1,121.	1,724.
	48″	29 5/8″	1 1/4″	**LU1-S4830-B-( )**	751.	1,213.	1,857.
	54″	29 5/8″	1 1/4″	**LU1-S5430-B-( )**	808.	1,346.	2,025.
	60″	29 5/8″	1 1/4″	**LU1-S6030-B-( )**	869.	1,440.	2,193.
	66″	29 5/8″	1 1/4″	**LU1-S6630-B-( )**	929.	1,531.	2,393.
	72″	29 5/8″	1 1/4″	**LU1-S7230-B-( )**	1,018.	1,655.	2,559.
	78″	29 5/8″	1 1/4″	**LU1-S7830-B-( )**	1,082.	1,743.	2,692.
	84″	29 5/8″	1 1/4″	**LU1-S8430-B-( )**	1,141.	1,835.	2,840.
	90″	29 5/8″	1 1/4″	**LU1-S9030-B-( )**	1,200.	1,933.	2,967.
	96″	29 5/8″	1 1/4″	**LU1-S9630-B-( )**	1,261.	2,033.	3,122.

Order Code

Example:	**LU1-S3030B-117**
LU1	Worksurface, 1 1/4″ thick
S	Straight worksurface
30	Width
30	Depth
B	No grommets
117	Surface finish

Specification Information

Grommets/no grommets:

A- worksurface includes one edge grommet
B- worksurface does not include grommets

Specify surface finish.

1 1/4″ Options worksurfaces are 3-ply, solid core construction with pilot holes at all pedestal, end panel, and bracket locations.

Edge grommets are centered at rear of worksurface.

LU1- worksurfaces are supported by brackets with wood screws.

Application Notes

30″D worksurfaces are used in panel system applications as main surfaces, extensions or credenza tops. They can be supported at each end by 30″ end support bracket, 30″ cantilever bracket or 30″W end panel.

Options worksurfaces cannot be used in conjunction with Network desk supports.

All straight worksurfaces are 3/8″ less than nominal depth for rear wire clearance.

Panel-supported 1 1/4″ worksurfaces over 48″ must be mid-span supported by MB2-C24 bracket, specified separately.

Suspended pedestals may not be used with 1 1/4″worksurfaces.

Postformed Options worksurfaces 1 1/4″
Trapezoidal

description	w	d	h	pattern no.	lam.	V1	V2
Right hand - grommet	48″	30″/24″	1 1/4″	**LU1-T48A-R-( )**	$1,015.	$1,449.	$2,024.
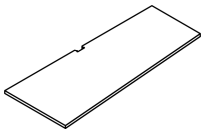	54″	30″/24″	1 1/4″	**LU1-T54A-R-( )**	1,291.	1,836.	2,571.
	60″	30″/24″	1 1/4″	**LU1-T60A-R-( )**	1,566.	2,229.	3,122.
	72″	30″/24″	1 1/4″	**LU1-T72A-R-( )**	1,846.	2,621.	3,664.
Left hand - grommet	48″	30″/24″	1 1/4″	**LU1-T48A-L-( )**	1,015.	1,449.	2,024.
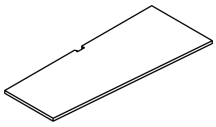	54″	30″/24″	1 1/4″	**LU1-T54A-L-( )**	1,291.	1,836.	2,571.
	60″	30″/24″	1 1/4″	**LU1-T60A-L-( )**	1,566.	2,229.	3,122.
	72″	24″/30″	1 1/4″	**LU1-T72A-L-( )**	1,846.	2,621.	3,664.
Right hand - no grommet	48″	30″/24″	1 1/4″	**LU1-T48B-R-( )**	963.	1,369.	1,908.
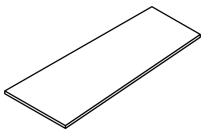	54″	30″/24″	1 1/4″	**LU1-T54B-R-( )**	1,233.	1,758.	2,463.
	60″	30″/24″	1 1/4″	**LU1-T60B-R-( )**	1,507.	2,156.	3,002.
	72″	30″/24″	1 1/4″	**LU1-T72B-R-( )**	1,783.	2,535.	3,554.
Left hand - no grommet	48″	30″/24″	1 1/4″	**LU1-T48B-L-( )**	963.	1,369.	1,908.
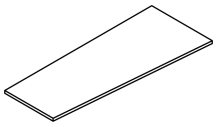	54″	30″/24″	1 1/4″	**LU1-T54B-L-( )**	1,233.	1,758.	2,463.
	60″	30″/24″	1 1/4″	**LU1-T60B-L-( )**	1,507.	2,156.	3,002.
	72″	30″/24″	1 1/4″	**LU1-T72B-L-( )**	1,783.	2,535.	3,554.

Order Code

Example:	**LU1-T48B-R-117**
LU1	Worksurface, 1 1/4″ thick
T	Trapezoidal
48	Width
B	No grommets
R	Right hand
117	Surface finish

Specification Information

Grommets/ no grommets

A- worksurface includes one edge grommet
B- worksurface does not include grommets

Specify surface finish.

Edge grommets are centered at rear of worksurface.Right-and-Left and are defined by applying trapezoidal tops as returns from rectilinear worksurfaces.
R- Right hand
30″ D Left, 24″ D Right edge
L- Left hand
24″ D Left, 30″ D Right edge

Application Notes

1 1/4″ Options worksurfaces are 3- ply solid core construction with pilot holes at all pedestal, end panel and bracket locations.

LU1- worksurfaces are supported by brackets with wood screws.

Trapezoidal worksurfaces must be supported at each end by a pedestal, cantilever or cantilever bridging bracket with a maximum span of 48″ between supports. Panel-supported worksurfaces over 48″ must be mid-span supported by MB2-C18 brackets, specified separately.

Options worksurfaces cannnot be used in conjunction with Network desk supports.

All worksurfaces are 3/8″ less than nominal depth for rear wire clearance or privacy screens.

Postformed Options worksurfaces 1 1/4″
VDT corners and split-top surfaces

description	type	w	d	h	pattern no.	lam.	V1	V2
Corner 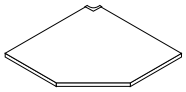	Corner grommet only	36″	17 5/8″	1 1/4″	**LU1-V3618-A( )**	$1,141.	$1,588.	$2,470.
		36″	23 5/8″	1 1/4″	**LU1-V3624-A( )**	1,168.	1,615.	2,497.
		42″	23 5/8″	1 1/4″	**LU1-V4230-A( )**	1,229.	1,682.	2,633.
		42″	29 5/8″	1 1/4″	**LU1-V4224-A( )**	1,291.	1,772.	2,758.
		48″	23 5/8″	1 1/4″	**LU1-V4824-A( )**	1,448.	1,884.	3,084.
		48″	29 5/8″	1 1/4″	**LU1-V4830-A( )**	1,502.	2,045.	3,245.

Order Code

Example:	**LU1-V4830-A-117**
LU1	Worksurface, 1 1/4″ thick
V	VDT corner
48	Width
30	Depth of return
A	Corner grommet
117	Specify finish

Specification Information

Grommet/no grommet:

A- VDT corner includes one edge grommet in back corner. Straight split top has one center back edge grommet.

Specify surface finish.

1 1/4″ Options worksurfaces are solid core construction with pilot holes at all bracket locations.

LU1- worksurfaces are supported by brackets with wood screws.

Application Notes

VDT corners and split top straight surfaces are used in panel system applications. Options VDT corners may be supported by left or right hand 24″ cantilever brackets at the rear corner, and cantilever bridging bracket on each side edge (see page 0).

Options straight split top should be supported by 18″D cantilever bracket.

48″W split-top corners must be supported by VDT- end support brackets kits in conjunction with cantilever brackets at side edges.

36″W x 18″D VDT corners accept 18″D returns, 36″, 42″, and 48″W x 24″D VDT corners accept 24″D returns, 42″ and 48″W x 30″D VDT corners accept 30″D returns.

VDT corners are 3/8″ less than nominal depth for rear wire clearance.

Split top corners have counterbalanced adjustable keyboard/mouse surface with fingertip control. Front surface adjusts from 5″ below to 7″ above back surface, and adjusts in tilt from -10° to +10°.

Corner worksurfaces with equal rear edges have diagonal grain direction.

Postformed Options worksurfaces 1¼″
L-shape curvilinear

description	type	w	d	h	pattern no.	lam.	V1	V2
24″ D returns left and right	2 grommet	48″	60″	1¼″	**LU1-C4872SS( )**	$2,027.	$2,762.	$4,069.
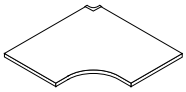		48″	72″	1¼″	**LU1-C4860SS( )**	1,763.	2,397.	3,539.
		60″	48″	1¼″	**LU1-C7248SS( )**	2,027.	2,762.	4,069.
		72″	48″	1¼″	**LU1-C6048SS( )**	1,763.	2,397.	3,539.
	Corner grommet	42″	42″	1¼″	**LU1-C4242SS( )**	1,427.	1,947.	2,857.
		48″	48″	1¼″	**LU1-C4848SS( )**	1,555.	2,118.	3,115.
24″ D returns left, 30″ D right	Corner grommet	48″	48″	1¼″	**LU1-C4848SD( )**	1,555.	2,118.	3,115.
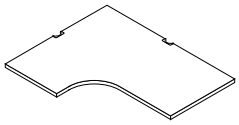	2 grommets	48″	60″	1¼″	**LU1-C4860SD( )**	1,763.	2,397.	3,539.
		48″	72″	1¼″	**LU1-C4872SD( )**	2,027.	2,762.	4,069.
		60″	48″	1¼″	**LU1-C6048SD( )**	1,763.	2,397.	3,539.
		72″	48″	1¼″	**LU1-C7248SD( )**	2,027.	2,762.	4,069.
30″ D returns left and right	Corner grommet	48″	48″	1¼″	**LU1-C4848DD( )**	1,555.	2,118.	3,115.
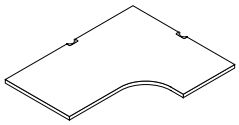								
30″ D returns left, 24″ D right	2 grommets	48″	60″	1¼″	**LU1-C4860DS( )**	1,763.	2,397.	3,539.
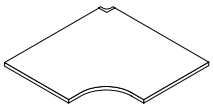		48″	72″	1¼″	**LU1-C4872DS( )**	2,027.	2,762.	4,069.
		60″	48″	1¼″	**LU1-C6048DS( )**	1,763.	2,397.	3,539.
		72″	48″	1¼″	**LU1-C7248DS( )**	2,027.	2,762.	4,069.
	Corner grommet	48″	48″	1¼″	**LU1-C4848DS( )**	1,555.	2,118.	3,115.

Order Code

Example:	**LU1-C4860SD-117**
LU1	Options worksurface, 1¼″
C	L-shape curvilinear
48	Width left
60	Width right
S	Depth of left return
D	Depth of right return
117	Surface finish

Specification Information

Width dimension (W) refers to width of left-side back edge; depth dimension (D) indicates width of right-side back edge.

S- 24″D side edge
D- 30″D side edge

Specify surface finish.

1¼″ curvilinear surfaces are solid core construction with pilot holes at all bracket locations.
LU1- worksurfaces are supported by brackets with wood screws.

Corner worksurfaces with equal rear edges have diagonal grain direction.

L-shape worksurfaces have grain direction along the longer back edge.

Application Notes

Options L-shaped curvilinear worksurfaces may be supported by left- or right-hand cantilever brackets at the rear corner and cantilever bridging bracket on each side edge. Use mid-span support whenever Options worksurfaces span more than 48″.

L-shape surfaces are veneer or post-formed plastic laminate on both back edges, matching profile T-mold on curvilinear front, and self-edge on sides.

Curvilinear worksurfaces are available only in 1¼″ thickness.

L-shape surfaces are ⅜″ less than nominal depth for rear wire clearance or privacy screens.

Postformed Options worksurfaces 1 1/4″
Rounded end and conference shapes

description	type	w	d	h	pattern no.	lam.	V1	V2
Half round	With vertical panel	30″	50 3/8″	1 1/4″	**LU1-R3050-B-( )**	$1,227.	$1,872.	$2,796.
30″D rounded end	No grommets	62 5/8″	30″	1 1/4″	**LU1-R6330B( )(L/R)**	1,668.	2,539.	4,043.
		74 5/8″	30″	1 1/4″	**LU1-R7530B( )(L/R)**	1,728.	2,634.	4,108.



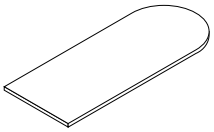

Order Code

Example:	**LU1-R6330B-117-L**
LU1	Options worksurface, 1 1/4″ thick
R	Rounded end
63	Width
30	Depth
B	No grommets
117	Surface finish
L	Left hand

Specification Information

Grommets/no grommets:

B- worksurface does not include grommets.

Specify surface finish.

1 1/4″ worksurfaces are 3-ply, solid core construction.Plastic laminate worksurfaces have radiused T mold edge.
Rounded end worksurfaces have a flat self-edge in the straight end.

LU1- worksurfaces are supported by brackets with wood screws.

Rounded end worksurfaces are specified left or right to determine position of pedestal drilling. Rounded end when seated at desk defines L/R hand (Right hand shown above). All worksurfaces are U.L.-listed.

Application Notes

Rounded end worksurfaces may be supported by 30″ end support brackets, 30″ flat bracket or 30″ conference end panel, and by a support column at the rounded end.

Suspended pedestals may not be used with 1 1/4″ worksurfaces. Conference worksurfaces must be supported by support column and flat bracket or bridging bracket to adjacent desk.

Half round with vertical panel attaches to 24″D straight or VDT corner worksurfaces supported by vertical panel.

Postformed Options worksurfaces 1 1/4″
Wave-end surfaces

description	w	d	h	pattern no.	lam.
Left wave-end - Grommet 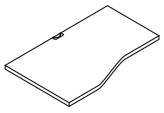	36″	29 5/8″	1 1/4″	**LU1-W36AL( )**	$1,468.
	42″	29 5/8″	1 1/4″	**LU1-W42AL( )**	1,555.
	48″	29 5/8″	1 1/4″	**LU1-W48AL( )**	1,648.
Left wave-end - No grommets 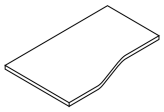	36″	29 5/8″	1 1/4″	**LU1-W36BL( )**	1,440.
	42″	29 5/8″	1 1/4″	**LU1-W42BL( )**	1,525.
	48″	29 5/8″	1 1/4″	**LU1-W48BL( )**	1,621.
Right wave-end - Grommet 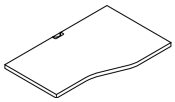	36″	29 5/8″	1 1/4″	**LU1-W36AR( )**	1,468.
	42″	29 5/8″	1 1/4″	**LU1-W42AR( )**	1,555.
	48″	29 5/8″	1 1/4″	**LU1-W48AR( )**	1,648.
Right wave-end - No grommets 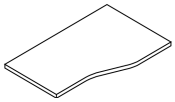	36″	29 5/8″	1 1/4″	**LU1-W36BR( )**	1,440.
	42″	29 5/8″	1 1/4″	**LU1-W42BR( )**	1,525.
	48″	29 5/8″	1 1/4″	**LU1-W48BR( )**	1,621.

Order Code

Example:	**LU1-W48AL-117**
LU1	Options worksurface, 1 1/4″
W	Wave-end curvilinear
48	Width
A	With grommets
L	Left
117	Surface finish

Specification Information

1 1/4″ curvilinear surfaces are solid core construction with pilot holes at bracket and pedestal locations.

LU1- worksurfaces are supported by brackets with wood screws.

Grommets/no grommets:

A- Worksurface includes one edge grommet
B- Worksurface does not include grommets

Specify surface finish.

Edge grommets are centered at rear of worksurface.

Application Notes

Options wave-end curvilinear worksurfaces are for panel planning only and cannot be used in conjunction with Network desk supports.

Use cantilever bridging bracket to join to adjacent 1 1/4″ worksurface.

Wave-end surfaces are post-formed on back edge, matching profile T-mold on curvilinear front, and self-edge on sides.

Wave-end surfaces are available only in plastic laminate, 1 1/4″ thickness.

Wave-end surfaces are nominal 30″D at left or right, and align with 24″D surface at the other end.

Postformed Options worksurfaces 1 1/4″

120° corners

90° return

description	w	return	h	pattern no.	lam.	V1	V2
90° return 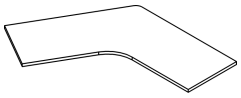	36″	24″	1 1/4″	**LU1-Y36S-B( )( )**	$1,320.	$1,862.	$2,258.
	42″	24″	1 1/4″	**LU1-Y42S-B( )( )**	1,395.	2,258.	2,978.
	48″	24″	1 1/4″	**LU1-Y48S-B( )( )**	1,546.	2,478.	3,732.
	60″	24″	1 1/4″	**LU1-Y60S-B( )( )**	1,887.	n/a	n/a
Diamond 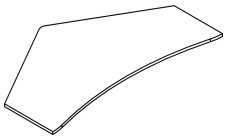	36″	24″	1 1/4″	**LU1-D36S-B( )( )**	1,303.	1,883.	2,324.
	42″	24″	1 1/4″	**LU1-D42S-B( )( )**	1,450.	2,301.	3,102.
	48″	24″	1 1/4″	**LU1-D48S-B( )( )**	1,588.	2,575.	3,907.
Transitional	24″	24″	1 1/4″	**LU1-YTS-( )( )**	1,015.	1,333.	1,729.

Order Code

Example:	**LU1-Y48S-B-L-L-117**
LU1	Options worksurface, 1 1/4″ thick
Y	120° corner,90° returns
48	Width
S	24″D return
B	No Grommets
L	Left hand
L	Laminate
117	Surface finish

Specification Information

Width dimensions (w) refers to width of both back edges.

Specify surface finish.

1 1/4″ Options worksurfaces are solid core construction with pilot holes at standard support locations.

120° Options worksurfaces are available without grommets only.

LU1- worksurfaces are supported by brackets with wood screws.

Application Notes

Worksurfaces are 3/8″ less than nominal depth for rear wire clearance.

120° Postformed Options worksurfaces with 90° returns are used in panel system applications only. They can be supported at each end by 24″ end support brackets, 24″ cantilever bracket or 18″D and 24″D pedestals. 120° corner is supported by a standard (90°) 24″D cantilever bracket.

Use cantilever bridging brackets to join to adjacent worksurfaces or to transitional 120° worksurfaces. Use mid-span support whenever Options worksurfaces span more then 48″.

Transitional worksurfaces connect two 120° corner tops with 90° returns.

120° Postformed Options worksurfaces with 120° returns are used in panel system applications only. They can be supported at each return end by 24″ end support brackets, 24″ cantilever bracket or 18″D and 24″D pedestals. 120° corner is supported by standard (90°) 24″D cantilever bracket.

Order brackets with wood screws for Postformed Options worksurfaces.

Corner worksurfaces have diagonal grain direction.

Postformed Options worksurfaces 1 1/4″

120° corners

Meeting Corners

description	w	return	h	pattern no.	lam.	V1	V2
Meeting corner Righ hand - no grommets	48″	24″	1 1/4″	**LU1-M48S-BRL( )**	$1,593.	n/a	n/a

description	w	return	h	pattern no.	lam.	V1	V2
Meeting corner Left hand - no grommets	48″	24″	1 1/4″	**LU1-M48S-BLL( )**	1,593.	n/a	n/a

Order Code

Example:	**LU1-M48S-B-L-L-117**
LU1	Options worksurface, 1 1/4″ thick
M	Meeting corner
48	Width
S	24″D return
B	No Grommets
L	Left hand
L	Laminate
117	Surface finish

Specification Information

Width dimension (w) refers to width of smaller back edge. Total width of back edge with rounded meeting area is 62 1/2″.

Specify surface finish.

1 1/4″ worksurfaces are solid core construction with pilot holes at all support locations.

120° Options worksurfaces are available without grommets only.

LU1- worksurfaces are supported by brackets with wood screws.

Application Notes

Worksurfaces are 3/8″ less than nominal depth for rear wire clearance or privacy screens.

Postformed Options 120° meeting worksurfaces are used in panel system application only. They are supported at the rounded meeting end by a Postformed support column, specified separately. They can be supported at the other end by 24″ end support brackets, 24″ cantilever bracket or 18″D and 24″D pedestals.

120° corner is supported by 24″D cantilever bracket.

Use 24″D cantilever bridging brackets to join to adjacent worksurfaces.

Panel Mounted Worksurface Brackets

Cantilevers, Flat Brackets and Panel-to-Worksurface Brackets

description	type	w	d	h	pattern no.	black	P1	P2	P3
Cantilever Bracket Left or Right (Left Shown) (Package of 10)	For 30″D WS	1 5/16″	26 15/16″	10 1/2″	**DB1C 30 (L or R) 10**	$1,106.	$1,162.	$1,214.	$1,272.
	For 18″D WS	1 5/16″	12 3/16″	11 13/16″	**DB1C 18 (L or R) 10**	623.	655.	682.	714.
	For 24″D WS	1 5/16″	20 5/8″	10 1/2″	**DB1C 24 (L or R) 10**	774.	813.	852.	892.
Cantilever Brackets, Left or Right (Left Shown) (single pack)	For 30″D WS	1 5/16″	26 15/16″	10 1/2″	**DB1C30 (L or R)**	136.	143.	150.	160.
	For 18″D WS	1 5/16″	12 3/16″	11 13/16″	**DB1C18 (L or R)**	75.	78.	83.	84.
	For 24″D WS	1 5/16″	20 5/8″	10 1/2″	**DB1C24 (L or R)**	97.	105.	113.	115.
Cantilever Brackets for 120° Planning (Left Shown)(single pack)		20 5/8″″		1 5/16″	**DB120C (L or R)**	97.	105.	113.	115.
Flat Bracket (single pack)	For 18″D WS	3 3/4″	8 5/16″		**DB1F18SP**	39.	n/a	n/a	n/a
	For 24″D WS	3 3/4″	14 5/8″		**DB1F24SP**	45.	n/a	n/a	n/a
	For 30″D WS	3 3/4″	20 15/16″		**DB1F30SP**	50.	n/a	n/a	n/a
Flat Bracket (package of 10)	For 18″D WS	3 3/4″	8 5/16″		**DB1F18TP**	210.	n/a	n/a	n/a
	For 24″D WS	3 3/4″	14 5/16″		**DB1F24TP**	350.	n/a	n/a	n/a
	For 30″D WS	3 3/4″	20 5/16″		**DB1F30TP**	402.	n/a	n/a	n/a
Worksurface Reinforcement 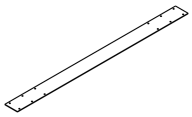	For 54″D WS	48″	4″		**DB1WR54**	101.	n/a	n/a	n/a
	For 60″D WS	54″	4″		**DB1WR60**	102.	n/a	n/a	n/a
	For 66″D WS	60″	4″		**DB1WR66**	108.	n/a	n/a	n/a
	For 72″D WS	66″	4″		**DB1WR72**	113.	n/a	n/a	n/a
Panel-to-Worksurface Brackets	Left (Shown)	3″	3″	4 11/16″	**DB1PWSL**	12.	12.	13.	15.
	Right	3″	3″	4 11/16″	**DB1PWSR**	12.	12.	13.	15.
	Pair	3″	3″	4 11/16″	**DB1PWSP**	23.	23.	26.	29.

Ordering Information	Order Code		Included with:	Options
Panel-to-Worksurface Bracket, Off Module **1. Pattern Number** **2. Trim Finish**	**Panel-to-Worksurface Bracket, Off Module**		**Panel-to-Worksurface Bracket, Off Module** • **Trim finish mounting rail** • **Worksurface brackets**	**Panel-to-Worksurface Bracket, Off Module**
	Example:	**DB1P WS36, 113**		
	DB1P WS36	Pattern Number		
	113	Dark Grey Finish		

Panel Mounted Worksurface Brackets

Cantilevers, Flat Brackets and Panel-to-Worksurface Brackets

description	type	w	d	h	pattern no.	black	P1	P2	P3
Panel-to-Worksurface Brackets (package of 10)	Left (Shown)	3″	3″	4 11/16″	**DB1PWSL10**	$117.	$117.	$132.	$147.
	Right	3″	3″	4 11/16″	**DB1PWSR10**	117.	117.	132.	147.
Panel-to-Worksurface Brackets for use with Worksurface Height Panels ONLY	Left	3″	3″	4 11/16″	**DB1PWSLWH**	39.	41.	45.	47.
	Right	3″	3″	4 11/16″	**DB1PWSRWH**	39.	41.	45.	47.
	Pair	3″	3″	4 11/16″	**DB1PWSPWH**	72.	76.	84.	93.
Panel-to-Worksurface Brackets (Off Module)	For 24″ Wide Panel				**DB1PWS24**	n/a	108.	117.	119.
	For 30″ Wide Panel				**DB1PWS30**	n/a	114.	122.	127.
	For 36″ Wide Panel				**DB1PWS36**	n/a	118.	127.	134.
	For 42″ Wide Panel				**DB1PWS42**	n/a	125.	139.	149.
	For 48″ Wide Panel				**DB1PWS48**	n/a	134.	149.	157.
Layered Cantilever Assembly Left or Right					**DBVDC (L or R)**	137.	144.	155.	161.

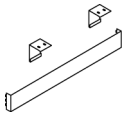

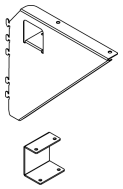

Right hand shown

Ordering Information	Order Code	Included with:	Options
Panel-to-Worksurface Bracket, Off Module **1. Pattern Number** **2. Trim Finish**	**Panel-to-Worksurface Bracket, Off Module** *Example:* **DB1P WS36, 113** **DB1P WS36** Pattern Number **113** Dark Grey Finish	**Panel-to-Worksurface Bracket, Off Module** • **Trim finish mounting rail** • **Worksurface brackets**	**Panel-to-Worksurface Bracket, Off Module**

Panel Mounted Worksurface Brackets

Currents worksurfaces for Dividends Horizon Stiffeners

description	type	w	d	h	pattern no.	list
Stiffener for straight and corner worksurfaces	36″	20″	½″	2″	**AWM1 S36**	$99.
	42″	26″	½″	2″	**AWM1 S42**	107.
	48″	32″	½″	2″	**AWM1 S48**	110.
	60″	44″	½″	2″	**AWM1 S60**	112.
	66″	50″	½″	2″	**AWM1 S66**	117.
	72″	56″	½″	2″	**AWM1 S72**	122.
	78″	62″	½″	2″	**AWM1 S78**	129.
	84″	68″	½″	2″	**AWM1 S84**	131.

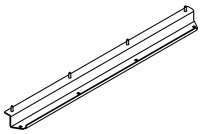

Ordering Information	Order Code		Application Notes	Specification Information
1. Pattern Number	**Stiffener**		**Currents woksurfaces for Dividends Horizon require stiffener when the span between structural supports exceeds 36″. Specify worksurface stiffeners and supports separately.** **When using Dividends Horizon end support brackets, order MB3-EC18, 24 or 30.** **For 90″ application span, use two AWM1-S42 stiffeners.** **For 96″ application span, use two AWM1-S48 stiffeners.**	**Stiffener mounts 18″ from front edge of worksurface and will interfere with mobile or floorstanding pedestals greater than 18″ deep.** **To accommodate a floorstanding pedestal greater than 18″ deep at one end of worksurface, specify stiffener for 12″ narrower worksurface.** **To accommodate two floorstanding pedestals or double-wide at one end of worksurface, specify stiffener for 24″ narrower worksurface.**
	Example:	**AWM1 S48**		
	AW1	Worksurface		
	S	Stiffener		
	48	Type		

Panel Mounted Worksurface Brackets
Flat Brackets

description	type	w	d	h	pattern no.	list
Flat brackets with machine screws	18″ surface	3½″	8″		**MB3-F18M**	$69.
	24″ surface	3½″	14″		**MB3-F24M**	73.
	30″/36″ surface	3½″	20″		**MB3-F30M**	84.
Flat brackets with wood screws	18″ surface	3½″	8″		**MB3-F18W**	69.
	24″ surface	3½″	14″		**MB3-F24W**	73.
	30″/36″ surface	3½″	20″		**MB3-F30W**	84.

Ordering Information

Flat Brackets
1. Pattern Number

Order Code

Flat Brackets

Example:	**MB3-F24M**
MB3	Bracket
F	Bracket type
24	Bracket depth
M	Machine screws

Application Notes

Flat bridging brackets attach two worksurfaces at the same height in 90° "L", VDT or end-to-end applications (in conjunction with floorstanding pedestal support)

Flat bridging brackets are universal for freestanding or panel based planning.

Brackets with machine screws (suffix-M) are used with MW2- and MU1- worksurfaces.

Brackets with wood screws (suffix-W) are used with LU1- and AWM2- worksurfaces.

Network Privacy screens
back screens

description	type	w	d	h	pattern no.	10	15	20	30	40	45	50	55
Back of worksurface screens to 42″H		30″	¾″	15″	**MZ1-B3015-( )**	$448.	$503.	$518.	$567.	$636.	$708.	$733.	$778.
		36″	¾″	15″	**MZ1-B3615-( )**	539.	587.	603.	660.	724.	782.	823.	863.
		42″	¾″	15″	**MZ1-B4215-( )**	660.	690.	710.	784.	854.	914.	941.	1,007.
		48″	¾″	15″	**MZ1-B4815-( )**	743.	771.	795.	870.	977.	1,041.	1,076.	1,146.
		54″	¾″	15″	**MZ1-B5415-( )**	866.	891.	918.	1,014.	1,104.	1,171.	1,202.	1,286.
		60″	¾″	15″	**MZ1-B6015-( )**	956.	970.	1,006.	1,102.	1,229.	1,306.	1,346.	1,433.
		66″	¾″	15″	**MZ1-B6615-( )**	1,040.	1,048.	0.	0.	0.	0.	0.	0.
		72″	¾″	15″	**MZ1-B7215-( )**	1,117.	1,164.	0.	0.	0.	0.	0.	0.
		78″	¾″	15″	**MZ1-B7815-( )**	1,230.	1,273.	0.	0.	0.	0.	0.	0.
Back of worksurface screens to overhead support height, 46″H		30″	¾″	19″	**MZ1-B3019-( )**	568.	621.	636.	699.	767.	835.	859.	918.
		36″	¾″	19″	**MZ1-B3619-( )**	702.	742.	758.	839.	892.	947.	981.	1,050.
		42″	¾″	19″	**MZ1-B4219-( )**	832.	852.	869.	964.	1,064.	1,126.	1,164.	1,230.
		48″	¾″	19″	**MZ1-B4819-( )**	945.	967.	991.	1,092.	1,262.	1,285.	1,332.	1,410.
		54″	¾″	19″	**MZ1-B5419-( )**	1,077.	1,083.	1,123.	1,230.	1,320.	1,406.	1,448.	1,543.
		60″	¾″	19″	**MZ1-B6019-( )**	1,164.	1,195.	1,229.	1,361.	1,443.	1,541.	1,589.	1,690.
		66″	¾″	19″	**MZ1-B6619-( )**	1,277.	1,307.	0.	0.	0.	0.	0.	0.
		72″	¾″	19″	**MZ1-B7219-( )**	1,406.	1,430.	0.	0.	0.	0.	0.	0.
		78″	¾″	19″	**MZ1-B7819-( )**	1,531.	1,551.	0.	0.	0.	0.	0.	0.

Oreder Code

Example: MZ1-B6619-15

MZ1 Network privacy screen
B Back of worksurface
66 Width
19 Height
15 Surface type and group no.
W210 Upholstery

Specification Information

Surface type:
10- Fabric group 10
15- Fabric group 15
20- Fabric group 20
30- Fabric group 30
40- Fabric group 40
45- Fabric group 45

Network screens may be used with Plannable Upstart tables. Refer to front of Upstart price book for planning information.

*** Screens 66″w and wider are available with fabric railroaded to fit the screens' width. Please contact Knoll Custom Product Development to establish pattern numbers.**

Application Notes

Back of worksurface screens provide visual barrier and tackable surface from underside of worksurface to a height of 42″, 46″ or 49″.

Screen widths should correspond to straight worksurface width, or sum of VDT corner and return widths.

Use back of worksurface screen for VDT applications where one side is backed by a vertical panel.

VDT worksurfaces will accept back screens on only one back edge.

Back screens may not be used at the end of a straight worksurface; use end screens in this application.

Privacy screens are not available in a combination of fabrics.

Back of worksurface screens are full dimension: two smaller screens may be substituted for a larger one. For example, if using fabric grades 20-70, specify two 36″ screens for a 72″ surface.

Between back-to-back straight or VDT worksurfaces specify a single ¾″ back screen. This allows back-to-back 23⅝″D or 29⅝″D worksurfaces to plan on a precise 6″ module.

15″ high screens are used for a 42″ horizon.

19″H screens are used to fill in space between worksurface and overhead.

22″H screens fill the space between worksurface and Reuter overhead.

All but shared end screens start at the bottom of the worksurface.

Privacy screens are supported by brackets fastened at worksurface inserts. Privacy screens include mounting brackets, insert kit, and stiffener clip.

For replacement screen stiffeners see Accessories page.

Privacy screens may be specified to achieve ASTM E-84 Class "A" flamespread rating.

Network Privacy screens
back screens

description	type	w	d	h	pattern no.	10	15	20	30	40	45	50	55
Back of worksurface screens, to Reuter overhead support height, 49″H		30″	¾″	22″	**MZ1-B3022-( )**	$699.	$734.	$751.	$835.	$892.	$956.	$984.	$1,051.
		36″	¾″	22″	**MZ1-B3622-( )**	863.	891.	918.	1,008.	1,082.	1,123.	1,156.	1,229.
		42″	¾″	22″	**MZ1-B4222-( )**	991.	1,008.	1,041.	1,146.	1,273.	1,334.	1,375.	1,468.
		48″	¾″	22″	**MZ1-B4822-( )**	1,164.	1,165.	1,199.	1,325.	1,412.	1,542.	1,591.	1,691.
		54″	¾″	22″	**MZ1-B5422-( )**	1,274.	1,277.	1,325.	1,468.	1,558.	1,645.	1,697.	1,819.
		60″	¾″	22″	**MZ1-B6022-( )**	1,361.	1,423.	1,468.	1,615.	1,713.	1,772.	1,829.	1,951.
		66″	¾″	22″	**MZ1-B6622-( )**	1,519.	1,581.	0.	0.	0.	0.	0.	0.
		72″	¾″	22″	**MZ1-B7222-( )**	1,691.	1,694.	0.	0.	0.	0.	0.	0.
		78″	¾″	22″	**MZ1-B7822-( )**	1,822.	1,826.	0.	0.	0.	0.	0.	0.

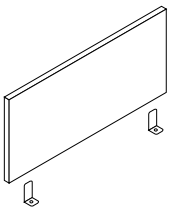

Oreder Code

Example: MZ1-B6619-15

MZ1 Network privacy screen
B Back of worksurface
66 Width
19 Height
15 Surface type and group no.
W210 Upholstery

Specification Information

Surface type:
10- Fabric group 10
15- Fabric group 15
20- Fabric group 20
30- Fabric group 30
40- Fabric group 40
45- Fabric group 45

Network screens may be used with Plannable Upstart tables. Refer to front of Upstart price book for planning information.

*** Screens 66″w and wider are available with fabric railroaded to fit the screens' width. Please contact Knoll Custom Product Development to establish pattern numbers.**

Application Notes

Back of worksurface screens provide visual barrier and tackable surface from underside of worksurface to a height of 42″, 46″ or 49″.

Screen widths should correspond to straight worksurface width, or sum of VDT corner and return widths.

Use back of worksurface screen for VDT applications where one side is backed by a vertical panel.

VDT worksurfaces will accept back screens on only one back edge.

Back screens may not be used at the end of a straight worksurface; use end screens in this application.

Privacy screens are not available in a combination of fabrics.

Back of worksurface screens are full dimension: two smaller screens may be substituted for a larger one. For example, if using fabric grades 20-70, specify two 36″ screens for a 72″ surface.

Between back-to-back straight or VDT worksurfaces specify a single ¾″ back screen. This allows back-to-back 23⅝″D or 29⅝″D worksurfaces to plan on a precise 6″ module.

15″ high screens are used for a 42″ horizon.

19″H screens are used to fill in space between worksurface and overhead.

22″H screens fill the space between worksurface and Reuter overhead.

All but shared end screens start at the bottom of the worksurface.

Privacy screens are supported by brackets fastened at worksurface inserts. Privacy screens include mounting brackets, insert kit, and stiffener clip.

For replacement screen stiffeners see Accessories page.

Privacy screens may be specified to achieve ASTM E-84 Class "A" flamespread rating.

Network Privacy screens
VDT Screens

description	type	w	d	h	pattern no.	10	15	20	30	40	45	50	55
Back of VDT screens	To 42″H	35 5/8″	3/4″	15″	**MZ1-V3615-( )**	$539.	$587.	$603.	$636.	$708.	$782.	$823.	$863.
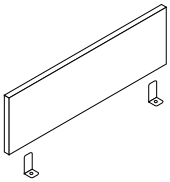	To 42″H	41 5/8″	3/4″	15″	**MZ1-V4215-( )**	660.	690.	710.	767.	835.	914.	941.	1,007.
	To 42″H	47 5/8″	3/4″	15″	**MZ1-V4815-( )**	743.	771.	795.	854.	947.	1,041.	1,076.	1,146.
	To 42″H	59 5/8″	3/4″	15″	**MZ1-V6015-( )**	941.	977.	1,008.	1,078.	1,193.	1,291.	0.	0.
	To 42″H	71 5/8″	3/4″	15″	**MZ1-V7215-( )**	1,135.	1,174.	0.	0.	0.	0.	0.	0.
	To 46″H	35 5/8″	3/4″	19″	**MZ1-V3619-( )**	709.	736.	758.	808.	867.	947.	981.	1,050.
	To 46″H	41 5/8″	3/4″	19″	**MZ1-V4219-( )**	832.	852.	869.	930.	1,041.	1,126.	1,164.	1,230.
	To 46″H	47 5/8″	3/4″	19″	**MZ1-V4819-( )**	945.	970.	1,006.	1,069.	1,165.	1,285.	1,332.	1,410.
	To 46″H	59 5/8″	3/4″	19″	**MZ1-V6019-( )**	1,189.	1,227.	1,272.	1,376.	1,525.	1,650.	0.	0.
	To 46″H	71 5/8″	3/4″	19″	**MZ1-V7219-( )**	1,423.	1,480.	0.	0.	0.	0.	0.	0.
	To 49″H	35 5/8″	3/4″	22″	**MZ1-V3622-( )**	863.	891.	918.	980.	1,041.	1,123.	1,156.	1,229.
	To 49″H	41 5/8″	3/4″	22″	**MZ1-V4222-( )**	991.	1,008.	1,041.	1,092.	1,246.	1,334.	1,375.	1,468.
	To 49″H	47 5/8″	3/4″	22″	**MZ1-V4822-( )**	1,164.	1,167.	1,201.	1,277.	1,285.	1,542.	1,591.	1,691.
	To 49″H	59 5/8″	3/4″	22″	**MZ1-V6022-( )**	1,375.	1,428.	1,473.	1,604.	1,765.	1,918.	0.	0.
	To 49″H	71 5/8″	3/4″	22″	**MZ1-V7222-( )**	1,645.	1,713.	0.	0.	0.	0.	0.	0.

Oreder Code

Example: MZ1-V4822-15

MZ1 Network privacy screen
V VDT
48 Width
22 Height
15 Surface type and group no.
W210 Upholstery

Specification Information

Surface type:

10- Fabric group 10
15- Fabric group 15
20- Fabric group 20
30- Fabric group 30
40- Fabric group 40
45- Fabric group 45

VDT worksurfaces will not accept back screens on both back edges. Use VDT screens on at least one back edge.

VDT screens are not in pairs; specify one for each back edge or one VDT screen and one back screen.

*** Screens 66″w and wider are available with fabric railroaded to fit the screens' width. Please contact Knoll Custom Product Development to establish pattern numbers.**

Application Notes

Privacy screens are supported by brackets fastened at worksurface inserts. Privacy screens include mounting brackets, insert kit and stiffener clip.

15″ high screens are used for a 42″ horizon.

19″H screens are used to fill in space between worksurface and desk mounted Network overheads.

22″H screens fill the space between worksurface and desk mounted Reuter overheads.

Privacy screens may be specified to achieve ASTM E-84 Class "A" flamespread rating.

Network Privacy screens
end screens

description	type	w	d	h	pattern no.	10	15	20	30	40	45	50	55
End screens for outside application	To 42″H	24″	3/4″	15″	**MZ1-E2415-W/U-( )**	$426.	$487.	$500.	$525.	$607.	$690.	$710.	$767.
	To 42″H	30″	3/4″	15″	**MZ1-E3015-W/U-( )**	477.	520.	539.	580.	649.	736.	766.	810.
	To 46″H	24″	3/4″	19″	**MZ1-E2419-W/U-( )**	517.	563.	568.	626.	690.	773.	797.	854.
	To 46″H	30″	3/4″	19″	**MZ1-E3019-W/U-( )**	596.	648.	660.	708.	773.	863.	892.	947.
	To 49″H	24″	3/4″	22″	**MZ1-E2422-W/U-( )**	607.	641.	656.	702.	778.	860.	891.	945.
	To 49″H	30″	3/4″	22″	**MZ1-E3022-W/U-( )**	724.	767.	780.	839.	907.	990.	1,018.	1,086.
End screens for shared application	To 42″H	24″	3/4″	13″	**MZ1-S2415-W/U-( )**	411.	469.	485.	506.	587.	661.	685.	734.
	To 42″H	30″	3/4″	13″	**MZ1-S3015-W/U-( )**	448.	503.	518.	559.	624.	708.	733.	778.
	To 46″H	24″	3/4″	17″	**MZ1-S2419-W/U-( )**	493.	539.	559.	595.	661.	748.	771.	828.
	To 46″H	30″	3/4″	17″	**MZ1-S3019-W/U-( )**	568.	621.	636.	681.	748.	835.	859.	918.
	To 49″H	24″	3/4″	20″	**MZ1-S2422-W/U-( )**	580.	619.	628.	678.	749.	832.	854.	911.
	To 49″H	30″	3/4″	20″	**MZ1-S3022-W/U-( )**	699.	734.	751.	808.	867.	956.	984.	1,051.

Oreder Code

Example: MZ1-S3019W15

MZ1 Network privacy screen
S Shared
30 Width
19 Height
W For 1 3/4″ worksurface
15 Surface type and group no.
W210 Upholstery

Specification Information

Surface type:
10- Fabric group 10
15- Fabric group 15
20- Fabric group 20
30- Fabric group 30
40- Fabric group 40
45- Fabric group 45

End screens specify:
W- For use with 1 3/4″ thick worksurfaces
U- For use with 1 1/4″ thick worksurfaces

*** Network screens may be used with Plannable Upstart tables. Refer to front of Upstart price book for planning information.**

End screens must be used at the end of straight or rounded end worksurfaces.

End screens for outside application cover the end of the worksurface and align with adjacent back screens.End screens for shared application begin above the worksurface to allow modular planning when straight worksurfaces are end-to-end.

When specifying end screens under 64″H panel mounted Network overheads with task lights, only screens to 42″H will fit.

With 64″H panel-mounted Reuter overheads any screen up to 49″H may be planned perpendicular to storage.

Application Notes

Privacy screens are supported by brackets fastened at worksurface inserts. Privacy screens include mounting brackets, insert kit and stiffener clip.

15″ high screens are used for a 42″ horizon.

19″H screens are used to fill in space between worksurface and desk mounted Network overheads.

22″H screens fill the space between worksurface and desk mounted Reuter overheads.

All but shared end screens start at the bottom of the worksurface.

Privacy screens may be specified to achieve ASTM E-84 Class “A” flamespread rating.

Screen-to-Worksurface Brackets

Screen mid-span worksurface support

description	type	w	d	h	pattern no.	P1	P2	P3
Screen-to-Worksurface Brackets (Individual)	Left				**DB1SWSL**	$9.	$11.	$15.
	Right				**DB1SWSR**	9.	11.	15.
Screen-to-Worksurface Brackets (Pair)	Left/Right				**DB1SWSP**	47.	50.	54.
Screen Mid-Span Worksurface Support	left hand				**DBSMLH**	41.	44.	45.
	right hand				**DBSMRH**	41.	44.	45.

Left hand shown

Left hand shown

Ordering Information	Order Code		Included with:	Options
Panel-to-Worksurface Bracket, Off Module	**Panel-to-Worksurface Bracket, Off Module**		**Panel-to-Worksurface Bracket, Off Module**	**Panel-to-Worksurface Bracket, Off Module**
1. Pattern Number **2. Trim Finish**	*Example:*	**DB1P WS36, 113**	• **Trim finish mounting rail** • **Worksurface brackets**	
	DB1P WS36	Pattern Number		
	113	Dark Grey Finish		

Universal Modesty Panel, steel
10″ High

description	w	d	h	pattern no.	P1	P2	P3
10″h Universal modesty panel Under worksurface mount	24″	1″	10″	**D1PS1024S**	$387.	$436.	$452.
	30″	1″	10″	**D1PS1030S**	400.	450.	465.
	36″	1″	10″	**D1PS1036S**	402.	452.	473.
	42″	1″	10″	**D1PS1042S**	407.	461.	477.
	48″	1″	10″	**D1PS1048S**	423.	476.	493.
	54″	1″	10″	**D1PS1054S**	450.	506.	527.
	60″	1″	10″	**D1PS1060S**	487.	549.	577.

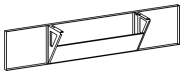

Order Code

Universal Modesty Panel

Example: **D1PS1024S**

D1PS1024S Pattern Number

Specification Information

Pricing listed is for textured paint.

Add $35 to the list prices above for smooth paint finish option.

Application Notes

Modesty panel attaches to underside of any standard worksurface.

Modesty panels are actual width.

Cantilevers are color matched and each include a knockout with cover to provide horizontal management of cables.

Wire Management Trough

Each screen includes a steel trough that sits between the cantilevers to support and/or conceal excess wires.

Universal Modesty Panel, fabric
10″ High

description	w	d	h	pattern no.	10	20	30	40
10″h Universal modesty panel Under worksurface mount	24″	1″	10″	**D1PS1024F**	$666.	$713.	$750.	$770.
	30″	1″	10″	**D1PS1030F**	682.	735.	761.	785.
	36″	1″	10″	**D1PS1036F**	701.	756.	784.	816.
	42″	1″	10″	**D1PS1042F**	715.	770.	808.	832.
	48″	1″	10″	**D1PS1048F**	743.	792.	828.	856.
	54″	1″	10″	**D1PS1054F**	745.	795.	830.	859.
	60″	1″	10″	**D1PS1060F**	818.	877.	916.	943.

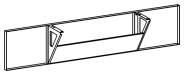

Order Code

Universal Modesty Panel

Example: **D1PS1024F**

D1PS1024F Pattern Number

Specification Information

Application Notes

Modesty panel attaches to underside of any standard worksurface.

Modesty panels are actual width.

Cantilevers are color matched and each include a knockout with cover to provide horizontal management of cables.

Wire Management Trough

Each screen includes a steel trough that sits between the cantilevers to support and/or conceal excess wires.

Univeral Privacy Screen, fabric and fabric w/7″ slatwall
42″h horizon with 10″ modesty

description	w	d	h	pattern no.	10	20	30	40
Universal privacy sceen, fabric 42″h horizon with 10″ modesty	24″	1″	24½″	**D1PS4224F**	$778.	$836.	$877.	$903.
	30″	1″	24½″	**D1PS4230F**	806.	867.	903.	935.
	36″	1″	24½″	**D1PS4236F**	853.	919.	959.	992.
	42″	1″	24½″	**D1PS4242F**	863.	931.	971.	1,005.
	48″	1″	24½″	**D1PS4248F**	886.	954.	999.	1,030.
	54″	1″	24½″	**D1PS4254F**	911.	976.	1,018.	1,055.
	60″	1″	24½″	**D1PS4260F**	932.	1,005.	1,051.	1,086.
Universal privacy sceen, fabric w/7″ slatwall 42″h horizon with 10″ modesty	24″	1″	24½″	**D1PS4224W1**	943.	1,014.	1,061.	1,099.
	30″	1″	24½″	**D1PS4230W1**	1,037.	1,114.	1,166.	1,204.
	36″	1″	24½″	**D1PS4236W1**	1,101.	1,186.	1,240.	1,282.
	42″	1″	24½″	**D1PS4242W1**	1,182.	1,275.	1,333.	1,380.
	48″	1″	24½″	**D1PS4248W1**	1,226.	1,323.	1,364.	1,427.
	54″	1″	24½″	**D1PS4254W1**	1,365.	1,470.	1,540.	1,592.
	60″	1″	24½″	**D1PS4260W1**	1,416.	1,523.	1,593.	1,648.

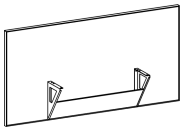

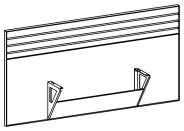

Order Code

Universal Privacy Screen

Example:	**D1PS4224F**
D	Dividends
1	Generation 1
PS	Privacy Screen
42	Height
24	Width
F	Fabric

Specification Information

Application Notes

Modesty panel attaches to underside of any standard worksurface.

Modesty panels are actual width.

Cantilevers are color matched and each include a knockout with cover to provide horizontal management of cables.

Wire Management Trough

Each screen includes a steel trough that sits between the cantilevers to support and/or conceal excess wires.

Univeral Privacy Screen, steel
42″h horizon with 10″ modesty

description	w	d	h	pattern no.	P1	P2	P3
Universal privacy screen, steel 42″h horizon with 10″ modesty	24″	1″	24 1/2″	**D1PS4224S**	$835.	$958.	$1,000.
	30″	1″	24 1/2″	**D1PS4230S**	854.	976.	1,017.
	36″	1″	24 1/2″	**D1PS4236S**	885.	1,011.	1,055.
	42″	1″	24 1/2″	**D1PS4242S**	895.	1,026.	1,067.
	48″	1″	24 1/2″	**D1PS4248S**	957.	1,095.	1,141.
	54″	1″	24 1/2″	**D1PS4254S**	1,003.	1,145.	1,196.
	60″	1″	24 1/2″	**D1PS4260S**	1,091.	1,246.	1,298.

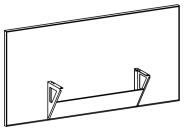

Ordering Code

Example: **D1PS4224S**

D	Dividends
1	Generation 1
PS	Privacy Screen
42	Height
24	Width
S	Steel

Specification Information

Pricing listed is for textured paint.

Add $35 to the list prices above for smooth paint finish option.

Steel insert color matches screen back color.

Application Notes

Privacy screen attaches to underside of any standard worksurface.

Privacy screens are actual width.

Cantilevers are color matched and each include a knockout with cover to provide horizontal management of cables.

42″ horizon screen provides approximately 13 1/4″ of privacy above worksurface height and 10″ of modesty coverage below worksurface height.

Wire Management Trough

Each screen includes a steel trough that sits between the cantilevers to support and/or conceal excess wires.

Univeral Privacy Screen, steel
42″h horizon with 17″ modesty

description	w	d	h	pattern no.	P1	P2	P3
Universal privacy screen, steel 42″h horizon with 17″ modesty	24″	1″	31 7/8″	**D1PS42T24S**	$863.	$991.	$1,032.
	30″	1″	31 7/8″	**D1PS42T30S**	890.	1,017.	1,062.
	36″	1″	31 7/8″	**D1PS42T36S**	935.	1,072.	1,114.
	42″	1″	31 7/8″	**D1PS42T42S**	962.	1,101.	1,151.
	48″	1″	31 7/8″	**D1PS42T48S**	999.	1,141.	1,186.
	54″	1″	31 7/8″	**D1PS42T54S**	1,041.	1,196.	1,244.
	60″	1″	31 7/8″	**D1PS42T60S**	1,134.	1,299.	1,357.

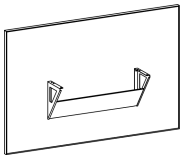

Ordering Code

Example: **D1PS42T24S**

D	Dividends
1	Generation 1
PS	Privacy Screen
42	Height
24	Width
S	Steel

Specification Information

Pricing listed is for textured paint.

Add $35 to the list prices above for smooth paint finish option.

Steel insert color matches screen back color.

Application Notes

Privacy screen attaches to underside of any standard worksurface.

Privacy screens are actual width.

Cantilevers are color matched and each include a knockout with cover to provide horizontal management of cables.

42″ horizon screen provides approximately 13¼″ of privacy above worksurface height and 17″ of modesty coverage below worksurface height.

Wire Management Trough

Each screen includes a steel trough that sits between the cantilevers to support and/or conceal excess wires.

Univeral Privacy Screen, steel
50″h horizon with 10″ modesty

description	w	d	h	pattern no.	P1	P2	P3
Universal privacy screen, steel 50″h horizon with 10″ modesty	24″	1″	31 7/8″	**D1PS5024S**	$863.	$991.	$1,032.
	30″	1″	31 7/8″	**D1PS5030S**	890.	1,017.	1,062.
	36″	1″	31 7/8″	**D1PS5036S**	935.	1,072.	1,114.
	42″	1″	31 7/8″	**D1PS5042S**	962.	1,101.	1,151.
	48″	1″	31 7/8″	**D1PS5048S**	999.	1,141.	1,186.
	54″	1″	31 7/8″	**D1PS5054S**	1,041.	1,196.	1,244.
	60″	1″	31 7/8″	**D1PS5060S**	1,134.	1,299.	1,357.

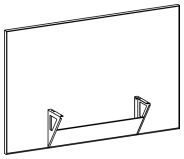

Ordering Code

Example: **D1PS5024S**

D	Dividends
1	Generation 1
PS	Privacy Screen
50	Height
24	Width
S	Steel

Specification Information

Pricing listed is for textured paint.

Add $35 to the list prices above for smooth paint finish option.

Steel insert color matches screen back color.

Application Notes

Privacy screen attaches to underside of any standard worksurface.

Privacy screens are actual width.

Cantilevers are color matched and each include a knockout with cover to provide horizontal management of cables.

42″ horizon screen provides approximately 13¼″ of privacy above worksurface height and 10″ of modesty coverage below worksurface height.

Wire Management Trough

Each screen includes a steel trough that sits between the cantilevers to support and/or conceal excess wires.

Univeral Privacy Screen, fabric
42″h horizon with 17″ modesty

description	w	d	h	pattern no.	10	20	30	40
Universal privacy sceen, fabric 42″h horizon with 17″ modesty	24″	1″	31 7/8″	**D1PS42T24F**	$819.	$880.	$919.	$948.
	30″	1″	31 7/8″	**D1PS42T30F**	839.	903.	946.	976.
	36″	1″	31 7/8″	**D1PS42T36F**	911.	976.	1,018.	1,055.
	42″	1″	31 7/8″	**D1PS42T42F**	925.	1,000.	1,041.	1,076.
	48″	1″	31 7/8″	**D1PS42T48F**	952.	1,027.	1,072.	1,110.
	54″	1″	31 7/8″	**D1PS42T54F**	979.	1,055.	1,101.	1,136.
	60″	1″	31 7/8″	**D1PS42T60F**	1,007.	1,086.	1,134.	1,174.

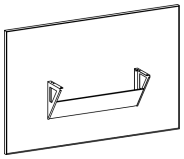

Order Code

Universal Privacy Screen

Example:	**D1PS42T24F**
D	Dividends
1	Generation 1
PS	Privacy Screen
42	Height
24	Width
Fabric	Fabric

Specification Information

Pricing listed is for textured paint.

Add $35 to the list prices above for smooth paint finish option.

Slatwall color matches screen back color.

Application Notes

Privacy screen attaches to underside of any standard worksurface.

Privacy screens are actual width.

Cantilevers are color matched and each include a knockout with cover to provide horizontal management of cables.

42″ horizon screen provides approximately 13¼″ of privacy above worksurface height and 10″ of modesty coverage below worksurface height.

Wire Management Trough

Each screen includes a steel trough that sits between the cantilevers to support and/or conceal excess wires.

Univeral Privacy Screen, fabric and fabric w/7″ or 14″ slatwall

50″h horizon with 10″ modesty

description	w	d	h	pattern no.	10	20	30	40
Universal privacy sceen, fabric 50″h horizon with 10″ modesty	24″	1″	31 7/8″	**D1PS5024F**	$819.	$880.	$919.	$948.
	30″	1″	31 7/8″	**D1PS5030F**	839.	903.	946.	976.
	36″	1″	31 7/8″	**D1PS5036F**	911.	976.	1,018.	1,055.
	42″	1″	31 7/8″	**D1PS5042F**	925.	1,000.	1,041.	1,076.
	48″	1″	31 7/8″	**D1PS5048F**	952.	1,027.	1,072.	1,110.
	54″	1″	31 7/8″	**D1PS5054F**	979.	1,055.	1,101.	1,136.
	60″	1″	31 7/8″	**D1PS5060F**	1,007.	1,086.	1,134.	1,174.
Universal privacy sceen, fabric w/7″ slatwall, 50″h horizon with 10″ modesty	24″	1″	31 7/8″	**D1PS5024W1**	983.	1,056.	1,102.	1,142.
	30″	1″	31 7/8″	**D1PS5030W1**	1,075.	1,160.	1,209.	1,250.
	36″	1″	31 7/8″	**D1PS5036W1**	1,155.	1,245.	1,299.	1,348.
	42″	1″	31 7/8″	**D1PS5042W1**	1,245.	1,341.	1,403.	1,453.
	48″	1″	31 7/8″	**D1PS5048W1**	1,293.	1,391.	1,456.	1,507.
	54″	1″	31 7/8″	**D1PS5054W1**	1,437.	1,552.	1,620.	1,678.
	60″	1″	31 7/8″	**D1PS5060W1**	1,495.	1,605.	1,681.	1,740.
Universal privacy sceen, fabric w/14″ slatwall, 50″h horizon with 10″ modesty	24″	1″	31 7/8″	**D1PS5024W2**	1,161.	1,247.	1,303.	1,351.
	30″	1″	31 7/8″	**D1PS5030W2**	1,321.	1,422.	1,483.	1,538.
	36″	1″	31 7/8″	**D1PS5036W2**	1,410.	1,519.	1,590.	1,641.
	42″	1″	31 7/8″	**D1PS5042W2**	1,559.	1,685.	1,759.	1,820.
	48″	1″	31 7/8″	**D1PS5048W2**	1,628.	1,756.	1,835.	1,902.
	54″	1″	31 7/8″	**D1PS5054W2**	1,889.	2,042.	2,136.	2,208.
	60″	1″	31 7/8″	**D1PS5060W2**	1,967.	2,119.	2,217.	2,294.

Order Code

Universal Privacy Screen

Example:	**D1PS5024F**
D	Dividends
1	Generation 1
PS	Privacy Screen
50	Height
24	Width
Fabric	Fabric

Specification Information

Pricing listed is for textured paint.

Add $35 to the list prices above for smooth paint finish option.

Slatwall color matches screen back color.

Application Notes

Privacy screen attaches to underside of any standard worksurface.

Privacy screens are actual width.

Cantilevers are color matched and each include a knockout with cover to provide horizontal management of cables.

50″ horizon screen provides approximately 17½″ of privacy above worksurface height and 10″ of modesty coverage below worksurface height.

Wire Management Trough

Each screen includes a steel trough that sits between the cantilevers to support and/or conceal excess wires.

Panel Mounted Worksurface Supports
Open Support Leg, C-Leg and Worksurface End Panel

description	type	w	d	h	pattern no.	P1	P2	P3
Panel Mounted C-Leg Worksurface Support (Left-hand shown) 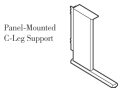	Left-hand C-Leg			26⅞″	**DB1CL24L**	$538.	$589.	$614.
	Right-hand C-Leg			26⅞″	**DB1CL 24R**	538.	589.	614.
	Shared C-Leg			26⅞″	**DB1CL24S**	567.	626.	657.
Panel Mounted C-Leg Worksurface Support Radiused Foot (Right-hand shown)	LH Shared Worksurface C-Leg			26⅞″	**DB2CL24LS**	674.	747.	774.
	LH Single Worksurface C-Leg			26⅞″	**DB2CL24L**	638.	701.	735.
	RH Shared Worksurface C-Leg			26⅞″	**DB2CL24RS**	674.	747.	774.
	RH Single Worksurface C-Leg			26⅞″	**DB2CL24R**	638.	701.	735.
Open Support Leg Panel Attachment 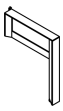		3″	15″	26⅞″	**DB1LSP15( )**	514.	544.	565.
		3″	18″	26⅞″	**DB1LSP18( )**	514.	544.	565.
		3″	24″	26⅞″	**DB1LSP24( )**	503.	536.	561.
		3″	30″	26⅞″	**DB1LSP30( )**	534.	558.	586.
		3″	36″	26⅞″	**DB1LSP36( )**	562.	589.	614.
Open Support Leg Screen Attachment 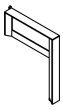		3″	15″	26⅞″	**DB1LSS15( )**	514.	544.	565.
		3″	18″	26⅞″	**DB1LSS18( )**	514.	544.	565.
		3″	24″	26⅞″	**DB1LSS24( )**	503.	536.	561.
		3″	30″	26⅞″	**DB1LSS30( )**	534.	558.	586.
		3″	36″	26⅞″	**DB1LSS36( )**	562.	589.	614.
Worksurface End Panel Panel Attachment 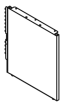		1¼″	15″	26⅞″	**DB1PSP15**	469.	512.	541.
		1¼″	18″	26⅞″	**DB1PSP18**	487.	538.	561.
		1¼″	19″	26⅞″	**DB1PSP19**	510.	551.	578.
		1¼″	24″	26⅞″	**DB1PSP24**	536.	588.	613.
		1¼″	30″	26⅞″	**DB1PSP30**	572.	633.	663.
		1¼″	36″	26⅞″	**DB1PSP36**	612.	674.	702.

Ordering Information

Panel-Mounted C-Leg Worksurface Support

1. **Pattern Number**
2. **Paint Finish**

Worksurface End Panel

1. **Pattern Number**
2. **Paint Finish**

Open Support Leg

1. **Pattern Number**
2. **Paint Finish**

Order Code

Panel Mounted C-Leg Worksurface Support

Example:	**DB1 CL24R, 117**
DB1 CL24R	Pattern Number
117	Soft Grey finish

Worksurface End Panel

Example:	**DB1 PSP 24**
DB1 PSP 24	Pattern Number
117	Soft Grey finish

Included with:

Panel-Mounted C-Leg Worksurface Support

- **C-leg foot**
- **C-leg column**
- **Panel attachment bracket**
- **C-leg flat bracket**
- **Leveling glides**

Worksurface End Panel

- **Panel attachment bracket**
- **Leveling glides**

Note: Open Support Legs are only available in Knoll core finishes.

Note: The shared open support leg is designed for use where 2 panels meet. It cannot be used at the end of a panel run.

Options

Open Support Leg Option
(R) = Right-hand leg
(L) = Left-hand leg
(S) = Shared leg

Note: Worksurface end panels are for use with panels only.

Peninsula Worksurface Supports
Round Support Column, T-Support Base and A Leg

description	w	d	h	pattern no.	P1	P2	P3
T-End Unit	21 13/16″	12″	26 7/8″	**DD1TEU24**	$503.	$560.	$586.
	27 13/16″	12″	26 7/8″	**DD1TEU30**	558.	610.	637.
T-Support Base	23 1/2″	12″	26 7/8″	**DB1TB**	479.	528.	549.
Round Support Column	4″	4″	26 7/8″	**DB1S CR**	413.	431.	464.
A Leg	3″	15″	26 7/8″	**DB1LS15A**	543.	597.	619.
	3″	18″	26 7/8″	**DB1LS18A**	561.	614.	639.
	3″	24″	26 7/8″	**DB1LS24A**	578.	636.	663.
	3″	30″	26 7/8″	**DB1LS30A**	600.	657.	681.
	3″	36″	26 7/8″	**DB1LS36A**	612.	674.	700.
2.5″ Round Support Column				**DBSCR**	413.	431.	464.

Dimensions listed under w d t are actual to the nearest 1/16″

Ordering Information

T-End Unit

1. **Pattern Number**
2. **Paint Finish**

T-Support Base

1. **Pattern Number**
2. **Paint Finish**

A Leg

1. **Pattern Number**
2. **Paint Finish**

Round Support Column

1. **Pattern Number**
2. **Paint Finish**

Order Code

T-End Unit	
Example:	**DD1TEU24, 115**
DD1TEU24	Pattern Number
115	Medium Grey Paint Finish

T-Support Base	
Example:	**DB1TB, 115**
DB1TB	Pattern Number
115	Medium Grey Paint Finish

Round Support Column	
Example:	**DB1SCR,118**
DB1SCR	Pattern Number
118	Bright White Paint Finish

Included with:

T-End Unit

- **Worksurface**

T-Support Base

Note: The A leg is for use in peninsula worksurface applications only. It is not to be used in freestanding applications.

Note: A Legs are only available in Knoll core finishes.

Options

T-End Unit

T-Support Base

A Leg

Round Support Column

Y Leg Tables

Freestanding Rectangular Table Top 24″ and 30″ Deep

description	w*	w	d	t	h	pattern no.	Laminate Top P1 Paint	Laminate Top P2 Paint	Laminate Top P3 Paint	Techgrain Top P1 Paint	Techgrain Top P2 Paint	Techgrain Top P3 Paint
24″ Deep Rectangular with (2) Y-Legs, No Grommet	60″	59 13/16″	23 1/2″	1 1/4″	28 1/2″	**DT1ARY6024NS**	$2,505.	$2,758.	$2,868.	$2,871.	$3,156.	$3,287.
	66″	65 13/16″	23 1/2″	1 1/4″	28 1/2″	**DT1ARY6624NS**	2,534.	2,790.	2,898.	2,915.	3,211.	3,340.
	72″	71 13/16″	23 1/2″	1 1/4″	28 1/2″	**DT1ARY7224NS**	2,562.	2,820.	2,933.	2,965.	3,261.	3,392.
	78″	77 13/16″	23 1/2″	1 1/4″	28 1/2″	**DT1ARY7824NS**	2,590.	2,848.	2,963.	3,014.	3,318.	3,451.
	84″	83 13/16″	23 1/2″	1 1/4″	28 1/2″	**DT1ARY8424NS**	2,638.	2,899.	3,017.	3,064.	3,369.	3,504.
	90″	89 13/16″	23 1/2″	1 1/4″	28 1/2″	**DT1ARY9024NS**	2,682.	2,956.	3,071.	3,109.	3,424.	3,556.
	96″	95 13/16″	23 1/2″	1 1/4″	28 1/2″	**DT1ARY9624NS**	2,731.	3,008.	3,124.	3,154.	3,471.	3,613.

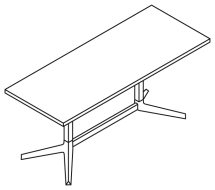

(with stretcher shown)

30″ Deep Rectangular with (2) Y-Legs, No Grommet	60″	59 13/16″	29 1/2″	1 1/4″	28 1/2″	**DT1ARY6030NS**	2,570.	2,828.	2,942.	2,936.	3,227.	3,356.
	66″	65 13/16″	29 1/2″	1 1/4″	28 1/2″	**DT1ARY6630NS**	2,606.	2,868.	2,984.	2,990.	3,289.	3,421.
	72″	71 13/16″	29 1/2″	1 1/4″	28 1/2″	**DT1ARY7230NS**	2,642.	2,905.	3,024.	3,046.	3,352.	3,487.
	78″	77 13/16″	29 1/2″	1 1/4″	28 1/2″	**DT1ARY7830NS**	2,676.	2,947.	3,066.	3,102.	3,411.	3,548.
	84″	83 13/16″	29 1/2″	1 1/4″	28 1/2″	**DT1ARY8430NS**	2,728.	3,003.	3,121.	3,154.	3,471.	3,613.
	90″	89 13/16″	29 1/2″	1 1/4″	28 1/2″	**DT1ARY9030NS**	2,779.	3,059.	3,181.	3,213.	3,531.	3,675.
	96″	95 13/16″	29 1/2″	1 1/4″	28 1/2″	**DT1ARY9630NS**	2,829.	3,113.	3,236.	3,270.	3,596.	3,738.

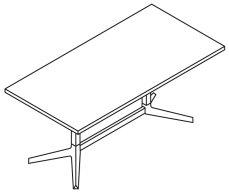

(with stretcher shown)

w* = nominal width
Dimensions listed under w d t h are actual to the nearest 1/16″

Ordering Information

Freestanding Y Leg Table:

1. **Pattern number**
2. **Base/Stretcher Paint Finish**
3. **Top Finish**
4. **Edge Finish**

Order Code

Freestanding Y Leg Table:

Example:	**DT1ARY6024NS, 114, 114, 114**
DT1	Dividends Horizon Table
A	2 Leg table assembly
R	Rectangular shape
Y	Y Leg Base
60	Overall width in inches
24	Overall depth in inches
N	No grommet
S	Stretcher
114	Base/ stretcher paint finish
114	Laminate top finish
114	Edgeband finish

Included with:

Freestanding Y Leg Table:

- **(2) Y Legs**
- **Hardware kit**
- **Table top**
- **Stretcher or stiffening plate**

Note: Y Leg tables are finished with textured paint, including 613 Silver.

Note: Y Leg Tables are only available in Knoll core finishes.

Options

Grommet Option:

- **To specify an edge grommet, replace the "N" suffix from the pattern number with an "E" and add $18.**

Stretcher Option:

- **A stretcher is optional on 24″ and 30″ deep tables ONLY. To specify a table without a stretcher replace the "S" suffix from the pattern number with an "N".**

  Stretchers are required on 36″ and 42″ depths.

Y Leg Tables

Freestanding Rectangular Table Top 36″ and 42″ Deep

description	w*	w	d	t	h	pattern no.	Laminate Top P1 Paint	Laminate Top P2 Paint	Laminate Top P3 Paint	Techgrain Top P1 Paint	Techgrain Top P2 Paint	Techgrain Top P3 Paint
36″ Deep Rectangular with (2) Y-Legs, No Grommet	60″	59 13/16″	35 1/2″	1 1/4″	28 1/2″	**DT1ARY6036N**	$2,656.	$2,917.	$3,035.	$3,066.	$3,372.	$3,504.
	66″	65 13/16″	35 1/2″	1 1/4″	28 1/2″	**DT1ARY6636N**	2,705.	2,971.	3,093.	3,122.	3,437.	3,574.
	72″	71 13/16″	35 1/2″	1 1/4″	28 1/2″	**DT1ARY7236N**	2,746.	3,024.	3,146.	3,185.	3,502.	3,642.
	78″	77 13/16″	35 1/2″	1 1/4″	28 1/2″	**DT1ARY7836N**	2,793.	3,074.	3,197.	3,243.	3,568.	3,712.
	84″	83 13/16″	35 1/2″	1 1/4″	28 1/2″	**DT1ARY8436N**	2,840.	3,124.	3,250.	3,306.	3,635.	3,779.
	90″	89 13/16″	35 1/2″	1 1/4″	28 1/2″	**DT1ARY9036N**	2,887.	3,175.	3,304.	3,365.	3,703.	3,848.
	96″	95 13/16″	35 1/2″	1 1/4″	28 1/2″	**DT1ARY9636N**	2,936.	3,227.	3,356.	3,426.	3,769.	3,916.
42″ Deep Rectangular with (2) Y-Legs, No Grommet	84″	83 13/16″	41 1/2″	1 1/4″	28 1/2″	**DT1ARY8442N**	2,912.	3,207.	3,338.	3,697.	4,065.	4,232.
	90″	89 13/16″	41 1/2″	1 1/4″	28 1/2″	**DT1ARY9042N**	2,976.	3,273.	3,405.	3,750.	4,125.	4,290.
	96″	95 13/16″	41 1/2″	1 1/4″	28 1/2″	**DT1ARY9642N**	3,022.	3,326.	3,457.	3,801.	4,179.	4,346.

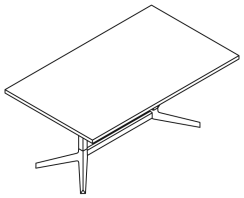

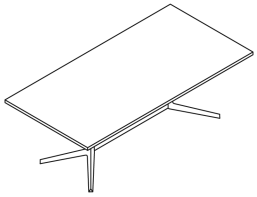

Tables

w* = nominal width
Dimensions listed under w d t h are actual to the nearest 1/16″

Ordering Information

Freestanding Y Leg Table:

1. **Pattern number**
2. **Base/Stretcher Paint Finish**
3. **Top Finish**
4. **Edge Finish**

Order Code

Freestanding Y Leg Table:

Example:	**DT1ARY6024NS, 114, 114, 114**
DT1	Dividends Horizon Table
A	2 Leg table assembly
R	Rectangular shape
Y	Y Leg Base
60	Overall width in inches
24	Overall depth in inches
N	No grommet
S	Stretcher
114	Base/ stretcher paint finish
114	Laminate top finish
114	Edgeband finish

Included with:

Freestanding Y Leg Table:

- **(2) Y Legs**
- **Hardware kit**
- **Table top**
- **Stretcher or stiffening plate**

Note: Y Leg tables are finished with textured paint, including 613 Silver.

Note: Y Leg Tables are only available in Knoll core finishes.

Options

Grommet Option:

- **To specify an edge grommet, replace the "N" suffix from the pattern number with an "E" and add $18.**

Stretcher Option:

- **A stretcher is optional on 24″ and 30″ deep tables ONLY. To specify a table without a stretcher replace the "S" suffix from the pattern number with an "N".**

  Stretchers are required on 36″ and 42″ depths.

Y Leg Tables

Freestanding Racetrack Table Top
24″ and 30″ Deep

description	w*	w	d	t	h	pattern no.	Laminate Top P1 Paint	Laminate Top P2 Paint	Laminate Top P3 Paint	Techgrain Top P1 Paint	Techgrain Top P2 Paint	Techgrain Top P3 Paint
24″ Deep Racetrack with (2) Y-Legs, No Grommet	60″	59 13/16″	23 1/2″	1 1/4″	28 1/2″	**DT1ATY6024NS**	$2,503.	$2,757.	$2,866.	$4,471.	$4,916.	$5,117.
	66″	65 13/16″	23 1/2″	1 1/4″	28 1/2″	**DT1ATY6624NS**	2,584.	2,840.	2,956.	4,516.	4,963.	5,162.
	72″	71 13/16″	23 1/2″	1 1/4″	28 1/2″	**DT1ATY7224NS**	2,658.	2,927.	3,042.	4,553.	5,012.	5,210.
	78″	77 13/16″	23 1/2″	1 1/4″	28 1/2″	**DT1ATY7824NS**	2,736.	3,011.	3,131.	4,596.	5,058.	5,255.
	84″	83 13/16″	23 1/2″	1 1/4″	28 1/2″	**DT1ATY8424NS**	2,785.	3,063.	3,185.	4,632.	5,099.	5,305.
	90″	89 13/16″	23 1/2″	1 1/4″	28 1/2″	**DT1ATY9024NS**	2,829.	3,113.	3,236.	4,677.	5,145.	5,354.
	96″	95 13/16″	23 1/2″	1 1/4″	28 1/2″	**DT1ATY9624NS**	2,879.	3,166.	3,293.	4,720.	5,189.	5,399.

(with stretcher shown)

30″ Deep Racetrack with (2) Y-Legs, No Grommet	60″	59 13/16″	29 1/2″	1 1/4″	28 1/2″	**DT1ATY6030NS**	2,604.	2,862.	2,978.	4,538.	4,996.	5,193.
	66″	65 13/16″	29 1/2″	1 1/4″	28 1/2″	**DT1ATY6630NS**	2,674.	2,944.	3,063.	4,584.	5,041.	5,243.
	72″	71 13/16″	29 1/2″	1 1/4″	28 1/2″	**DT1ATY7230NS**	2,750.	3,024.	3,146.	4,625.	5,089.	5,293.
	78″	77 13/16″	29 1/2″	1 1/4″	28 1/2″	**DT1ATY7830NS**	2,824.	3,103.	3,227.	4,671.	5,141.	5,348.
	84″	83 13/16″	29 1/2″	1 1/4″	28 1/2″	**DT1ATY8430NS**	2,875.	3,163.	3,289.	4,718.	5,188.	5,397.
	90″	89 13/16″	29 1/2″	1 1/4″	28 1/2″	**DT1ATY9030NS**	2,928.	3,220.	3,348.	4,762.	5,238.	5,447.
	96″	95 13/16″	29 1/2″	1 1/4″	28 1/2″	**DT1ATY9630NS**	2,979.	3,280.	3,408.	4,803.	5,287.	5,499.

(with stretcher shown)

w* = nominal width
Dimensions listed under w d t h are actual to the nearest 1/16″

Ordering Information

Freestanding Y Leg Table:

1. **Pattern number**
2. **Base/Stretcher Paint Finish**
3. **Top Finish**
4. **Edge Finish**

Order Code

Freestanding Y Leg Table:

Example:	**DT1ATY6024NS, 114, 114, 114**
DT1	Dividends Horizon Table
A	2 Leg table assembly
T	Racetrack shape
Y	Y Leg Base
60	Overall width in inches
24	Overall depth in inches
N	No grommet
S	Stretcher
114	Base/ stretcher paint finish
114	Laminate top finish
114	Edgeband finish

Included With

Freestanding Y Leg Table:

- **(2) Y Legs**
- **Hardware kit**
- **Table top**
- **Stretcher or stiffening plate**

Note: Y Leg tables are finished with textured paint, including 613 Silver.

Note: Y Leg Tables are only available in Knoll core finishes.

Options

Grommet Option:

- **To specify an edge grommet, replace the "N" suffix from the pattern number with an "E" and add $18.**

Stretcher Option:

- **A stretcher is optional on 24″ and 30″ deep tables ONLY. To specify a table without a stretcher replace the "S" suffix from pattern number with an "N". Stretchers are required on 36″ and 42″ depths.**

Y Leg Tables

Freestanding Racetrack Table Top 36″ and 42″ Deep

description	w*	w	d	t	h	pattern no.	Laminate Top P1 Paint	Laminate Top P2 Paint	Laminate Top P3 Paint	Techgrain Top P1 Paint	Techgrain Top P2 Paint	Techgrain Top P3 Paint
36″ Deep Racetrack with (2) Y-Legs, No Grommet	60″	59 13/16″	35 1/2″	1 1/4″	28 1/2″	**DT1ATY6036N**	$2,692.	$2,963.	$3,079.	$4,604.	$5,068.	$5,269.
	66″	65 13/16″	35 1/2″	1 1/4″	28 1/2″	**DT1ATY6636N**	2,778.	3,054.	3,175.	4,656.	5,117.	5,323.
	72″	71 13/16″	35 1/2″	1 1/4″	28 1/2″	**DT1ATY7236N**	2,858.	3,147.	3,272.	4,699.	5,170.	5,379.
	78″	77 13/16″	35 1/2″	1 1/4″	28 1/2″	**DT1ATY7836N**	2,944.	3,236.	3,368.	4,748.	5,224.	5,433.
	84″	83 13/16″	35 1/2″	1 1/4″	28 1/2″	**DT1ATY8436N**	2,990.	3,290.	3,421.	4,798.	5,277.	5,492.
	90″	89 13/16″	35 1/2″	1 1/4″	28 1/2″	**DT1ATY9036N**	3,036.	3,341.	3,473.	4,842.	5,332.	5,547.
	96″	95 13/16″	35 1/2″	1 1/4″	28 1/2″	**DT1ATY9636N**	3,082.	3,391.	3,528.	4,894.	5,384.	5,599.

42″ Deep Racetrack with (2) Y-Legs, No Grommet	84″	83 13/16″	41 1/2″	1 1/4″	28 1/2″	**DT1ATY8442N**	3,063.	3,368.	3,501.	4,882.	5,372.	5,584.
	90″	89 13/16″	41 1/2″	1 1/4″	28 1/2″	**DT1ATY9042N**	3,120.	3,433.	3,570.	4,935.	5,427.	5,640.
	96″	95 13/16″	41 1/2″	1 1/4″	28 1/2″	**DT1ATY9642N**	3,175.	3,497.	3,634.	4,980.	5,483.	5,704.

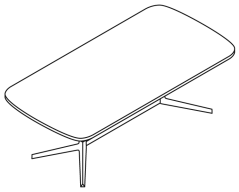

w* = nominal width
Dimensions listed under w d t h are actual to the nearest 1/16″

Ordering Information

Freestanding Y Leg Table:

1. **Pattern number**
2. **Base/Stretcher Paint Finish**
3. **Top Finish**
4. **Edge Finish**

Order Code

Freestanding Y Leg Table:

Example:	**DT1ATY6024NS, 114, 114, 114**
DT1	Dividends Horizon Table
A	2 Leg table assembly
T	Racetrack shape
Y	Y Leg Base
60	Overall width in inches
24	Overall depth in inches
N	No grommet
S	Stretcher
114	Base/ stretcher paint finish
114	Laminate top finish
114	Edgeband finish

Included With

Freestanding Y Leg Table:

- **(2) Y Legs**
- **Hardware kit**
- **Table top**
- **Stretcher or stiffening plate**

Note: Y Leg tables are finished with textured paint, including 613 Silver.

Note: Y Leg Tables are only available in Knoll core finishes.

Options

Grommet Option:

- **To specify an edge grommet, replace the "N" suffix from the pattern number with an "E" and add $18.**

Stretcher Option:

- **A stretcher is optional on 24″ and 30″ deep tables ONLY. To specify a table without a stretcher replace the "S" suffix from pattern number with an "N". Stretchers are required on 36″ and 42″ depths.**

Y Leg Tables

Credenza Supported Rectangular Table Top 24″, 30″ and 36″ deep

description	w*	w	d	t	h	pattern no.	Laminate Top P1 Paint	Laminate Top P2 Paint	Laminate Top P3 Paint	Techgrain Top P1 Paint	Techgrain Top P2 Paint	Techgrain Top P3 Paint
24″ Deep Rectangular with (1) Y-Leg and (1) Spacer - No Grommet	60″	59 13/16″	23 1/2″	1 1/4″	28 1/2″	**DT1CRY6024N**	$2,093.	$2,305.	$2,397.	$2,456.	$2,704.	$2,806.
	66″	65 13/16″	23 1/2″	1 1/4″	28 1/2″	**DT1CRY6624N**	2,120.	2,333.	2,429.	2,500.	2,752.	2,860.
	72″	71 13/16″	23 1/2″	1 1/4″	28 1/2″	**DT1CRY7224N**	2,148.	2,364.	2,461.	2,548.	2,802.	2,914.
	78″	77 13/16″	23 1/2″	1 1/4″	28 1/2″	**DT1CRY7824N**	2,175.	2,395.	2,490.	2,600.	2,857.	2,971.
	84″	83 13/16″	23 1/2″	1 1/4″	28 1/2″	**DT1CRY8424N**	2,224.	2,445.	2,542.	2,648.	2,908.	3,026.
	90″	89 13/16″	23 1/2″	1 1/4″	28 1/2″	**DT1CRY9024N**	2,275.	2,497.	2,600.	2,692.	2,963.	3,078.
	96″	95 13/16″	23 1/2″	1 1/4″	28 1/2″	**DT1CRY9624N**	2,319.	2,550.	2,654.	2,741.	3,014.	3,135.

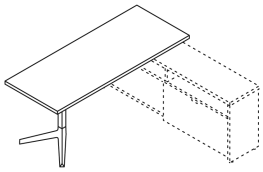

(credenza not included)

30″ Deep Rectangular with (1) Y-Leg and (1) Spacer - No Grommet	60″	59 13/16″	29 1/2″	1 1/4″	28 1/2″	**DT1CRY6030N**	2,157.	2,368.	2,465.	2,519.	2,769.	2,880.
	66″	65 13/16″	29 1/2″	1 1/4″	28 1/2″	**DT1CRY6630N**	2,189.	2,408.	2,503.	2,574.	2,831.	2,944.
	72″	71 13/16″	29 1/2″	1 1/4″	28 1/2″	**DT1CRY7230N**	2,226.	2,446.	2,546.	2,632.	2,893.	3,009.
	78″	77 13/16″	29 1/2″	1 1/4″	28 1/2″	**DT1CRY7830N**	2,261.	2,487.	2,588.	2,682.	2,956.	3,071.
	84″	83 13/16″	29 1/2″	1 1/4″	28 1/2″	**DT1CRY8430N**	2,314.	2,542.	2,648.	2,741.	3,014.	3,135.
	90″	89 13/16″	29 1/2″	1 1/4″	28 1/2″	**DT1CRY9030N**	2,364.	2,603.	2,708.	2,794.	3,076.	3,197.
	96″	95 13/16″	29 1/2″	1 1/4″	28 1/2″	**DT1CRY9630N**	2,415.	2,658.	2,765.	2,849.	3,137.	3,259.

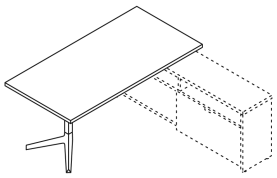

(credenza not included)

36″ Deep Rectangular with (1) Y-Leg and (1) Spacer - No Grommet	60″	59 13/16″	35 1/2″	1 1/4″	28 1/2″	**DT1CRY6036N**	2,288.	2,515.	2,610.	2,691.	2,961.	3,078.
	66″	65 13/16″	35 1/2″	1 1/4″	28 1/2″	**DT1CRY6636N**	2,326.	2,559.	2,662.	2,746.	3,024.	3,143.
	72″	71 13/16″	35 1/2″	1 1/4″	28 1/2″	**DT1CRY7236N**	2,370.	2,607.	2,711.	2,800.	3,081.	3,207.
	78″	77 13/16″	35 1/2″	1 1/4″	28 1/2″	**DT1CRY7836N**	2,414.	2,656.	2,762.	2,858.	3,146.	3,271.
	84″	83 13/16″	35 1/2″	1 1/4″	28 1/2″	**DT1CRY8436N**	2,472.	2,721.	2,829.	2,912.	3,204.	3,333.
	90″	89 13/16″	35 1/2″	1 1/4″	28 1/2″	**DT1CRY9036N**	2,534.	2,789.	2,898.	2,971.	3,269.	3,397.
	96″	95 13/16″	35 1/2″	1 1/4″	28 1/2″	**DT1CRY9636N**	2,598.	2,854.	2,966.	3,026.	3,328.	3,461.

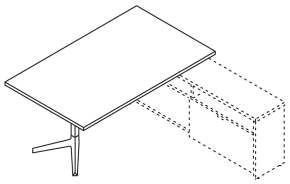

(credenza not included)

w* = nominal width
Dimensions listed under w d t h are actual to the nearest 1/16″

Ordering Information

Credenza Supported Y Leg Table:

1. **Pattern number**
2. **Base/Stretcher Paint Finish**
3. **Top Finish**
4. **Edge Finish**

Order Code

Credenza Supported Y Leg Table:

Example:	**DT1CRY6024N, 114, 114, 114**
DT1	Dividends Horizon Table
C	Credenza support assembly
R	Rectangular shape
Y	Y Leg Base
60	Overall width in inches
24	Overall depth in inches
N	No grommet
114	Base/ stretcher paint finish
114	Laminate top finish
114	Edgeband finish

Included with

Credenza Supported Y leg Table:

- **(1) Y Leg**
- **(1) Credenza support spacer**
- **Hardware kit**
- **Table top**
- **Stiffening plate**

Credenza must be specified separately

Note: Y Leg tables are finished with textured paint, including 613 Silver.

Note: Y Leg Tables are only available in Knoll core finishes.

Options

Grommet Option:

- **To specify an edge grommet, replace the "N" suffix from the pattern number with an "E" and add $18.**

Note: Credenza supported tables may be used with laminate or veneer top credenzas only and are not compatible with steel top credenzas.

Y Leg Tables

Credenza Supported Racetrack Table Top 24″, 30″ and 36″ deep

description	w*	w	d	h	pattern no.	Laminate Top P1 Paint	Laminate Top P2 Paint	Laminate Top P3 Paint	Techgrain Top P1 Paint	Techgrain Top P2 Paint	Techgrain Top P3 Paint
24″ Deep Racetrack with (1) Y-Leg and (1) Spacer - No Grommet	60″	59 13/16″	23 1/2″	28 1/2″	**DT1CTY6024N**	$2,091.	$2,300.	$2,395.	$4,093.	$4,502.	$4,624.
	66″	65 13/16″	23 1/2″	28 1/2″	**DT1CTY6624N**	2,168.	2,385.	2,482.	4,116.	4,529.	4,663.
	72″	71 13/16″	23 1/2″	28 1/2″	**DT1CTY7224N**	2,247.	2,470.	2,568.	4,135.	4,553.	4,695.
	78″	77 13/16″	23 1/2″	28 1/2″	**DT1CTY7824N**	2,323.	2,554.	2,657.	4,163.	4,579.	4,732.
	84″	83 13/16″	23 1/2″	28 1/2″	**DT1CTY8424N**	2,350.	2,584.	2,685.	4,181.	4,604.	4,766.
	90″	89 13/16″	23 1/2″	28 1/2″	**DT1CTY9024N**	2,373.	2,609.	2,716.	4,208.	4,626.	4,801.
	96″	95 13/16″	23 1/2″	28 1/2″	**DT1CTY9624N**	2,398.	2,641.	2,743.	4,230.	4,657.	4,837.
30″ Deep Racetrack with (1) Y-Leg and (1) Spacer - No Grommet	60″	59 13/16″	29 1/2″	28 1/2″	**DT1CTY6030N**	2,189.	2,408.	2,503.	4,118.	4,530.	4,681.
	66″	65 13/16″	29 1/2″	28 1/2″	**DT1CTY6630N**	2,262.	2,490.	2,590.	4,165.	4,581.	4,739.
	72″	71 13/16″	29 1/2″	28 1/2″	**DT1CTY7230N**	2,336.	2,568.	2,671.	4,209.	4,629.	4,798.
	78″	77 13/16″	29 1/2″	28 1/2″	**DT1CTY7830N**	2,408.	2,652.	2,757.	4,254.	4,681.	4,850.
	84″	83 13/16″	29 1/2″	28 1/2″	**DT1CTY8430N**	2,463.	2,708.	2,819.	4,302.	4,732.	4,909.
	90″	89 13/16″	29 1/2″	28 1/2″	**DT1CTY9030N**	2,515.	2,765.	2,875.	4,346.	4,786.	4,967.
	96″	95 13/16″	29 1/2″	28 1/2″	**DT1CTY9630N**	2,564.	2,824.	2,937.	4,393.	4,833.	5,024.
36″ Deep Racetrack with (1) Y-Leg and (1) Spacer - No Grommet	60″	59 13/16″	35 1/2″	28 1/2″	**DT1CTY6036N**	2,318.	2,548.	2,653.	4,141.	4,556.	4,739.
	66″	65 13/16″	35 1/2″	28 1/2″	**DT1CTY6636N**	2,398.	2,641.	2,743.	4,212.	4,630.	4,819.
	72″	71 13/16″	35 1/2″	28 1/2″	**DT1CTY7236N**	2,482.	2,728.	2,839.	4,279.	4,708.	4,896.
	78″	77 13/16″	35 1/2″	28 1/2″	**DT1CTY7836N**	2,562.	2,820.	2,933.	4,350.	4,788.	4,972.
	84″	83 13/16″	35 1/2″	28 1/2″	**DT1CTY8436N**	2,621.	2,882.	3,001.	4,418.	4,863.	5,058.
	90″	89 13/16″	35 1/2″	28 1/2″	**DT1CTY9036N**	2,678.	2,949.	3,068.	4,486.	4,937.	5,136.
	96″	95 13/16″	35 1/2″	28 1/2″	**DT1CTY9636N**	2,740.	3,013.	3,134.	4,555.	5,013.	5,215.

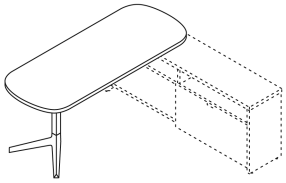

(credenza not included)

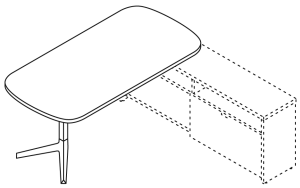

(credenza not included)

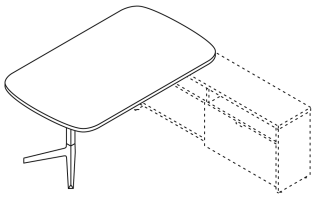

(credenza not included)

w* = nominal width
Dimensions listed under w d t h are actual to the nearest 1/16″

Ordering Information

Credenza Supported Y Leg Table:

1. **Pattern number**
2. **Base/Stretcher Paint Finish**
3. **Top Finish**
4. **Edge Finish**

Order Code

Credenza Supported Y Leg Table:

Example:	**DT1CTY6024N, 114, 114, 114**
DT1	Dividends Horizon Table
C	Credenza support assembly
T	Racetrack shape
Y	Y Leg Base
60	Overall width in inches
24	Overall depth in inches
N	No grommet
114	Base/ stretcher paint finish
114	Laminate top finish
114	Edgeband finish

Included with

Credenza Supported Y Leg Table:

- **(1) Y Leg**
- **(1) Credenza support spacer**
- **Hardware kit**
- **Table top**
- **Stiffening plate**

Credenza must be specified separately

Note: Y Leg tables are finished with textured paint, including 613 Silver.

Note: Y Leg Tables are only available in Knoll core finishes.

Options

Grommet Option:

- **To specify an edge grommet, replace the "N" suffix from the pattern number with an "E" and add $18.**

Note: Credenza supported tables may be used with laminate or veneer top credenzas only and are not compatible with steel top credenzas.

X Base Tables

Square Table Tops

17″, 21″, 28″, 36″ and 42″ High

description	w*	w	d	t	h	pattern no.	Laminate Top P1 Paint	Laminate Top P2 Paint	Laminate Top P3 Paint	Techgrain Top P1 Paint	Techgrain Top P2 Paint	Techgrain Top P3 Paint
17″ High Square X Base Table	30″	29 13/16″	29 13/16″	1 1/4″	17″	**DT1ASX303017**	$1,522.	$1,681.	$1,748.	$2,251.	$2,487.	$2,587.
	36″	35 13/16″	35 13/16″	1 1/4″	17″	**DT1ASX363617**	1,590.	1,756.	1,826.	2,377.	2,618.	2,723.
	42″	41 13/16″	41 13/16″	1 1/4″	17″	**DT1ASX424217**	1,765.	1,946.	2,021.	2,518.	2,770.	2,882.
	48″	47 13/16″	47 13/16″	1 1/4″	17″	**DT1ASX484817**	1,851.	2,042.	2,121.	2,617.	2,881.	3,001.
21″ High Square X Base Table	30″	29 13/16″	29 13/16″	1 1/4″	21″	**DT1ASX303021**	1,522.	1,681.	1,748.	2,251.	2,487.	2,587.
	36″	35 13/16″	35 13/16″	1 1/4″	21″	**DT1ASX363621**	1,590.	1,756.	1,826.	2,377.	2,618.	2,723.
	42″	41 13/16″	41 13/16″	1 1/4″	21″	**DT1ASX424221**	1,765.	1,946.	2,021.	2,518.	2,770.	2,882.
	48″	47 13/16″	47 13/16″	1 1/4″	21″	**DT1ASX484821**	1,851.	2,042.	2,121.	2,617.	2,881.	3,001.
28″ High Square X Base Table	30″	29 13/16″	29 13/16″	1 1/4″	28 1/2″	**DT1ASX3030**	1,559.	1,717.	1,784.	2,288.	2,521.	2,621.
	36″	35 13/16″	35 13/16″	1 1/4″	28 1/2″	**DT1ASX3636**	1,626.	1,787.	1,858.	2,413.	2,654.	2,759.
	42″	41 13/16″	41 13/16″	1 1/4″	28 1/2″	**DT1ASX4242**	1,798.	1,982.	2,058.	2,550.	2,804.	2,915.
	48″	47 13/16″	47 13/16″	1 1/4″	28 1/2″	**DT1ASX4848**	1,884.	2,074.	2,159.	2,653.	2,914.	3,033.
36″ High Square X Base Table	30″	29 13/16″	29 13/16″	1 1/4″	36″	**DT1ASX303036**	1,646.	1,803.	1,873.	2,370.	2,607.	2,708.
	36″	35 13/16″	35 13/16″	1 1/4″	36″	**DT1ASX363636**	1,714.	1,875.	1,947.	2,497.	2,740.	2,845.
	42″	41 13/16″	41 13/16″	1 1/4″	36″	**DT1ASX424236**	1,883.	2,065.	2,144.	2,638.	2,893.	3,005.
	48″	47 13/16″	47 13/16″	1 1/4″	36″	**DT1ASX484836**	1,971.	2,162.	2,245.	2,739.	3,003.	3,119.
42″ High Square X Base Table	30″	29 13/16″	29 13/16″	1 1/4″	42″	**DT1ASX303042**	1,680.	1,835.	1,902.	2,403.	2,644.	2,741.
	36″	35 13/16″	35 13/16″	1 1/4″	42″	**DT1ASX363642**	1,743.	1,909.	1,983.	2,533.	2,775.	2,880.
	42″	41 13/16″	41 13/16″	1 1/4″	42″	**DT1ASX424242**	1,922.	2,101.	2,177.	2,671.	2,928.	3,036.
	48″	47 13/16″	47 13/16″	1 1/4″	42″	**DT1ASX484842**	2,006.	2,192.	2,280.	2,770.	3,035.	3,151.

w* = nominal width
Dimensions listed under w d t h are actual to the nearest 1/16″

Ordering Information

X Base Table:

1. **Pattern number**
2. **Base Paint Finish**
3. **Top Finish**
4. **Edge Finish**

Order Code

X Base Table:

Example:	**DT1ASX3030, 114, 114, 114**
DT1	Dividends Horizon Table
A	Table assembly
S	Square shape
X	X Base
30	Overall width in inches
30	Overall depth in inches
114	Base finish
114	Laminate top finish
114	Edgeband finish

Included with:

X Base Table:

- **(1) X Base**
- **Hardware kit**
- **Table top**

Note: X Base Tables are finished with textured paint, including 613 Silver.

Note: X Base Tables are only available in Knoll core finishes.

Options

X Base Tables

Round Table Tops

17″, 21″, 28″, 36″ and 42″ High

description	w*	w	d	t	h	pattern no.	Laminate Top P1 Paint	Laminate Top P2 Paint	Laminate Top P3 Paint	Techgrain Top P1 Paint	Techgrain Top P2 Paint	Techgrain Top P3 Paint
17″ High Round X Base Table	30″	29 13/16″	29 13/16″	1 1/4″	17″	**DT1ACX3017**	$1,541.	$1,698.	$1,767.	$3,439.	$3,783.	$3,940.
	36″	35 13/16″	35 13/16″	1 1/4″	17″	**DT1ACX3617**	1,604.	1,766.	1,836.	3,575.	3,939.	4,094.
	42″	41 13/16″	41 13/16″	1 1/4″	17″	**DT1ACX4217**	1,772.	1,952.	2,035.	3,744.	4,125.	4,292.
	48″	47 13/16″	47 13/16″	1 1/4″	17″	**DT1ACX4817**	1,858.	2,049.	2,130.	3,848.	4,235.	4,407.
21″ High Round X Base Table	30″	29 13/16″	29 13/16″	1 1/4″	21″	**DT1ACX3021**	1,541.	1,698.	1,767.	3,439.	3,783.	3,940.
	36″	35 13/16″	35 13/16″	1 1/4″	21″	**DT1ACX3621**	1,604.	1,766.	1,836.	3,575.	3,939.	4,094.
	42″	41 13/16″	41 13/16″	1 1/4″	21″	**DT1ACX4221**	1,772.	1,952.	2,035.	3,744.	4,125.	4,292.
	48″	47 13/16″	47 13/16″	1 1/4″	21″	**DT1ACX4821**	1,858.	2,049.	2,130.	3,848.	4,235.	4,407.
28″ High Round X Base Table	30″	29 13/16″	29 13/16″	1 1/4″	28 1/2″	**DT1ACX30**	1,577.	1,733.	1,803.	3,471.	3,819.	3,975.
	36″	35 13/16″	35 13/16″	1 1/4″	28 1/2″	**DT1ACX36**	1,639.	1,800.	1,874.	3,609.	3,973.	4,127.
	42″	41 13/16″	41 13/16″	1 1/4″	28 1/2″	**DT1ACX42**	1,807.	1,991.	2,068.	3,781.	4,160.	4,328.
	48″	47 13/16″	47 13/16″	1 1/4″	28 1/2″	**DT1ACX48**	1,896.	2,084.	2,166.	3,883.	4,270.	4,441.
36″ High Round X Base Table	30″	29 13/16″	29 13/16″	1 1/4″	36″	**DT1ACX3036**	1,660.	1,819.	1,886.	3,557.	3,902.	4,057.
	36″	35 13/16″	35 13/16″	1 1/4″	36″	**DT1ACX3636**	1,723.	1,884.	1,956.	3,695.	4,056.	4,213.
	42″	41 13/16″	41 13/16″	1 1/4″	36″	**DT1ACX4236**	1,895.	2,073.	2,155.	3,867.	4,247.	4,411.
	48″	47 13/16″	47 13/16″	1 1/4″	36″	**DT1ACX4836**	1,983.	2,169.	2,254.	3,968.	4,357.	4,528.
42″ High Round X Base Table	30″	29 13/16″	29 13/16″	1 1/4″	42″	**DT1ACX3042**	1,694.	1,852.	1,925.	3,594.	3,940.	4,093.
	36″	35 13/16″	35 13/16″	1 1/4″	42″	**DT1ACX3642**	1,760.	1,924.	1,995.	3,732.	4,091.	4,249.
	42″	41 13/16″	41 13/16″	1 1/4″	42″	**DT1ACX4242**	1,931.	2,109.	2,185.	3,899.	4,277.	4,447.
	48″	47 13/16″	47 13/16″	1 1/4″	42″	**DT1ACX4842**	2,014.	2,204.	2,289.	4,003.	4,392.	4,558.

w* = nominal width
Dimensions listed under w d t h are actual to the nearest 1/16″

Ordering Information

X Base Table:

1. **Pattern number**
2. **Base Paint Finish**
3. **Top Finish**
4. **Edge Finish**

Order Code

X Base Table:

Example:	**DT1ACX3030, 114, 114, 114**
DT1	Dividends Horizon Table
A	Table assembly
C	Round shape
X	X Base
30	Overall width in inches
30	Overall depth in inches
114	Base finish
114	Laminate top finish
114	Edgeband finish

Included with:

X Base Table:

- **(1) X Base**
- **Hardware kit**
- **Table top**

Note: X Base Tables are finished with textured paint, including 613 Silver.

Note: X Base Tables are only available in Knoll core finishes.

Options

X Base Tables

Rounded Square Table Tops
17″, 21″, 28″, 36″ and 42″ High

description	w*	w	d	t	h	pattern no.	Laminate Top P1 Paint	Laminate Top P2 Paint	Laminate Top P3 Paint	Techgrain Top P1 Paint	Techgrain Top P2 Paint	Techgrain Top P3 Paint
17″ High Rounded Square X Base Table	30″	29 13/16″	29 13/16″	1 1/4″	17″	**DT1ADX303017**	$1,541.	$1,698.	$1,767.	$3,439.	$3,783.	$3,940.
	36″	35 13/16″	35 13/16″	1 1/4″	17″	**DT1ADX363617**	1,604.	1,766.	1,836.	3,575.	3,939.	4,094.
	42″	41 13/16″	41 13/16″	1 1/4″	17″	**DT1ADX424217**	1,772.	1,952.	2,035.	3,744.	4,125.	4,292.
	48″	47 13/16″	47 13/16″	1 1/4″	17″	**DT1ADX484817**	1,858.	2,049.	2,130.	3,848.	4,235.	4,407.
21″ High Rounded Square X Base Table	30″	29 13/16″	29 13/16″	1 1/4″	21″	**DT1ADX303021**	1,541.	1,698.	1,767.	3,439.	3,783.	3,940.
	36″	35 13/16″	35 13/16″	1 1/4″	21″	**DT1ADX363621**	1,604.	1,766.	1,836.	3,575.	3,939.	4,094.
	42″	41 13/16″	41 13/16″	1 1/4″	21″	**DT1ADX424221**	1,772.	1,952.	2,035.	3,744.	4,125.	4,292.
	48″	47 13/16″	47 13/16″	1 1/4″	21″	**DT1ADX484821**	1,858.	2,049.	2,130.	3,848.	4,235.	4,407.
28″ High Rounded Square X Base Table	30″	29 13/16″	29 13/16″	1 1/4″	28 1/2″	**DT1ADX3030**	1,577.	1,733.	1,803.	3,471.	3,819.	3,975.
	36″	35 13/16″	35 13/16″	1 1/4″	28 1/2″	**DT1ADX3636**	1,639.	1,800.	1,874.	3,609.	3,973.	4,127.
	42″	41 13/16″	41 13/16″	1 1/4″	28 1/2″	**DT1ADX4242**	1,807.	1,991.	2,068.	3,781.	4,160.	4,328.
	48″	47 13/16″	47 13/16″	1 1/4″	28 1/2″	**DT1ADX4848**	1,896.	2,084.	2,166.	3,883.	4,270.	4,441.
36″ High Rounded Square X Base Table	30″	29 13/16″	29 13/16″	1 1/4″	36″	**DT1ADX303036**	1,660.	1,819.	1,886.	3,557.	3,902.	4,057.
	36″	35 13/16″	35 13/16″	1 1/4″	36″	**DT1ADX363636**	1,723.	1,884.	1,956.	3,695.	4,056.	4,213.
	42″	41 13/16″	41 13/16″	1 1/4″	36″	**DT1ADX424236**	1,895.	2,073.	2,155.	3,867.	4,247.	4,411.
	48″	47 13/16″	47 13/16″	1 1/4″	36″	**DT1ADX484836**	1,983.	2,169.	2,254.	3,968.	4,357.	4,528.

w* = nominal width
Dimensions listed under w d t h are actual to the nearest 1/16″

Ordering Information

X Base Table:

1. **Pattern number**
2. **Base Paint Finish**
3. **Top Finish**
4. **Edge Finish**

Order Code

X Base Table:

Example:	**DT1ADX3030, 114, 114, 114**
DT1	Dividends Horizon Table
A	Table assembly
D	Rounded Square shape
X	X Base
30	Overall width in inches
30	Overall depth in inches
114	Base finish
114	Laminate top finish
114	Edgeband finish

Included with:

X Base Table:

- **(1) X Base**
- **Hardware kit**
- **Table top**

Note: X Base Tables are finished with textured paint, including 613 Silver.

Note: X Base Tables are only available in Knoll core finishes.

Options

X Base Tables

Rounded Square Table Tops
17″, 21″, 28″, 36″ and 42″ High

description	w*	w	d	t	h	pattern no.	Laminate Top P1 Paint	Laminate Top P2 Paint	Laminate Top P3 Paint	Techgrain Top P1 Paint	Techgrain Top P2 Paint	Techgrain Top P3 Paint
42″ High Rounded Square X Base Table	30″	29 13/16″	29 13/16″	1 1/4″	42″	**DT1ADX303042**	$1,694.	$1,852.	$1,925.	$3,594.	$3,940.	$4,093.
	36″	35 13/16″	35 13/16″	1 1/4″	42″	**DT1ADX363642**	1,760.	1,924.	1,995.	3,732.	4,091.	4,249.
	42″	41 13/16″	41 13/16″	1 1/4″	42″	**DT1ADX424242**	1,931.	2,109.	2,185.	3,899.	4,277.	4,447.
	48″	47 13/16″	47 13/16″	1 1/4″	42″	**DT1ADX484842**	2,014.	2,204.	2,289.	4,003.	4,392.	4,558.

w* = nominal width
Dimensions listed under w d t h are actual to the nearest 1/16″

Ordering Information

X Base Table:

1. **Pattern number**
2. **Base Paint Finish**
3. **Top Finish**
4. **Edge Finish**

Order Code

X Base Table:

Example:	**DT1ADX3030, 114, 114, 114**
DT1	Dividends Horizon Table
A	Table assembly
D	Rounded Square shape
X	X Base
30	Overall width in inches
30	Overall depth in inches
114	Base finish
114	Laminate top finish
114	Edgeband finish

Included with:

X Base Table:

- **(1) X Base**
- **Hardware kit**
- **Table top**

Note: X Base Tables are finished with textured paint, including 613 Silver.

Note: X Base Tables are only available in Knoll core finishes.

Options

Tables

Table Supports
X Bases
Credenza Support Spacer

description	w	h	d	pattern no.	P1	P2	P3
Small X-Base, for use with 30″ or 36″ wide round, square or rounded square table tops		17″		**DT1BXS17**	$819.	$905.	$943.
		21″		**DT1BXS21**	819.	905.	943.
		28″		**DT1BXS**	852.	941.	979.
		36″		**DT1BXS36**	941.	1,025.	1,063.
		42″		**DT1BXS42**	972.	1,061.	1,098.
Large X Base, for use with 42″ or 48″ wide round, square or rounded square table tops		17″		**DT1BXL17**	903.	995.	1,037.
		21″		**DT1BXL21**	903.	995.	1,037.
		28″		**DT1BXL**	939.	1,030.	1,073.
		36″		**DT1BXL36**	1,024.	1,117.	1,159.
		42″		**DT1BXL42**	1,058.	1,153.	1,193.
Credenza Support Spacer For use with Dividends Horizon Credenza	9 5/8″	2 15/16″	1 9/16″	**DT1S**	242.	270.	280.
Small T-Base, for use with 24″ or 30″ deep tops		28″		**DT1BTS**	852.	941.	979.
Largel T-Base, for use with 36″ or 48″ deep tops		28″		**DT1BTL**	939.	1,030.	1,073.

Ordering Information

Table Supports:

1. **Pattern number**
2. **Paint Finish**

Order Code

X Base:

Example:	**DT1BXS, 114**
DT1	Dividends Horizon Table
B	Base
S	X Shape
114	Paint finish

Credenza Support Spacer:

Example:	**DT1S, 114**
DT1	Dividends Horizon Table
S	Support Spacer
114	Paint finish

Included with:

X Base:

- **X Base**
- **Hardware kit**

T Base:

- **T Base**
- **Hardware kit**

Credenza Support spacer:

- **Support spacer**
- **Hardware Kit**

Note: X and T bases are painted with textured paint, including 613 Silver.

Note: Table supports are only available in Knoll core finishes.

Options

Casters are designed for use on X- and Y-bases only.

Tables with casters may not exceed 28″h, 84″w or 42″d.

Table Supports
X Bases
Credenza Support Spacer

description	w	h	d	pattern no.	P1	P2	P3
Caster Kit (set of 4) black only		1″		**DT1CK4**	$58.	$0.	$0.

Ordering Information	Order Code		Included with:	Options
Table Supports: **1. Pattern number** **2. Paint Finish**	**X Base:** *Example:* **DT1BXS, 114** **DT1** Dividends Horizon Table **B** Base **S** X Shape **114** Paint finish **Credenza Support Spacer:** *Example:* **DT1S, 114** **DT1** Dividends Horizon Table **S** Support Spacer **114** Paint finish		**X Base:** • **X Base** • **Hardware kit** **T Base:** • **T Base** • **Hardware kit** **Credenza Support spacer:** • **Support spacer** • **Hardware Kit** **Note: X and T bases are painted with textured paint, including 613 Silver.** **Note: Table supports are only available in Knoll core finishes.**	**Casters are designed for use on X- and Y-bases only.** **Tables with casters may not exceed 28″h, 84″w or 42″d.**

Conference Tables
Rectangular Table Top
36″, 42″ and 48″ deep

description	w*	w	d	t	h	pattern no.	Laminate Top P1 Paint	Laminate Top P2 Paint	Laminate Top P3 Paint	Techgrain Top P1 Paint	Techgrain Top P2 Paint	Techgrain Top P3 Paint
36″ Deep Rectangular Conference Table	102″	101 13/16″	35 1/2″	1 1/4″	28 1/2″	**DT1ARY10236N**	$3,612.	$3,696.	$3,783.	$4,126.	$4,300.	$4,645.
	108″	107 13/16″	35 1/2″	1 1/4″	28 1/2″	**DT1ARY10836N**	3,696.	3,783.	3,871.	4,212.	4,630.	4,822.
42″ Deep Rectangular Conference Table	102″	101 13/16″	41 1/2″	1 1/4″	28 1/2″	**DT1ARY10242N**	3,696.	3,783.	3,871.	4,212.	4,385.	4,730.
	108″	107 13/16″	41 1/2″	1 1/4″	28 1/2″	**DT1ARY10842N**	3,783.	3,871.	3,955.	4,254.	4,730.	4,963.
	120″	119 13/16″	41 1/2″	1 1/4″	28 1/2″	**DT1ARY12042N**	4,046.	4,128.	4,214.	4,419.	4,864.	5,059.
	132″	131 13/16″	41 1/2″	1 1/4″	28 1/2″	**DT1ARY13242N**	4,214.	4,302.	4,389.	5,141.	5,654.	5,882.
	144″	143 13/16″	41 1/2″	1 1/4″	28 1/2″	**DT1ARY14442N**	4,389.	4,473.	4,557.	5,856.	6,445.	6,699.
48″ Deep Rectangular Conference Table	102″	101 13/16″	47 1/2″	1 1/4″	28 1/2″	**DT1ARY10248N**	3,783.	3,871.	3,955.	4,300.	4,555.	4,900.
	108″	107 13/16″	47 1/2″	1 1/4″	28 1/2″	**DT1ARY10848N**	3,871.	3,955.	4,043.	4,429.	4,857.	5,073.
	120″	119 13/16″	47 1/2″	1 1/4″	28 1/2″	**DT1ARY12048N**	4,140.	4,227.	4,316.	4,551.	5,008.	5,204.
	132″	131 13/16″	47 1/2″	1 1/4″	28 1/2″	**DT1ARY13248N**	4,316.	4,400.	4,485.	5,281.	5,809.	6,043.
	144″	143 13/16″	47 1/2″	1 1/4″	28 1/2″	**DT1ARY14448N**	4,485.	4,569.	4,659.	6,010.	6,612.	6,881.

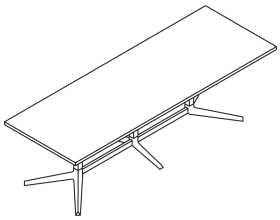

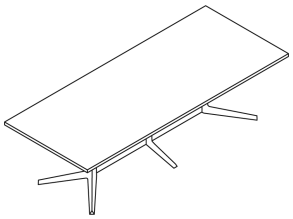

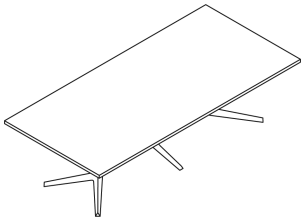

w* = nominal width
Dimensions listed under w d t h are actual to the nearest 1/16″

Ordering Information

Conference Tables:

1. **Pattern number**
2. **Base/Stretcher Paint Finish**
3. **Top Finish**
4. **Edge Finish**

Order Code

Conference Table:	
Example:	**DT1ARY10836N**
DT1	Dividends Horizon Table
A	Table Assembly
R	Rectangular shape
Y	Y Leg Base
108	Overall width in inches
36	Overall depth in inches
N	No grommet
114	Base/ stretcher paint finish
114	Laminate top finish
114	Edgeband finish

Included with:

Conference Table:

- **(2) Y Legs**
- **(1) T leg**
- **(2) Stretchers**
- **Table Top**
- **Hardware Kit**

Options

Conference Tables

Conference Tables
Racetrack Table Top
36″, 42″ and 48″ deep

description	w*	w	d	t	h	pattern no.	Laminate Top P1 Paint	Laminate Top P2 Paint	Laminate Top P3 Paint	Techgrain Top P1 Paint	Techgrain Top P2 Paint	Techgrain Top P3 Paint
36″ Deep Racetrack Conference Table	102″	101 13/16″	35 1/2″	1 1/4″	28 1/2″	**DT1ATY10236N**	$3,612.	$3,696.	$3,783.	$5,332.	$5,847.	$6,019.
	108″	107 13/16″	35 1/2″	1 1/4″	28 1/2″	**DT1ATY10836N**	3,696.	3,783.	3,871.	5,409.	5,949.	6,185.
42″ Deep Racetrack Conference Table	102″	101 13/16″	41 1/2″	1 1/4″	28 1/2″	**DT1ATY10242N**	3,696.	3,783.	3,871.	5,375.	5,930.	6,188.
	108″	107 13/16″	41 1/2″	1 1/4″	28 1/2″	**DT1ATY10842N**	3,783.	3,871.	3,955.	5,501.	6,019.	6,274.
	120″	119 13/16″	41 1/2″	1 1/4″	28 1/2″	**DT1ATY12042N**	4,046.	4,128.	4,214.	5,618.	6,178.	6,424.
	132″	131 13/16″	41 1/2″	1 1/4″	28 1/2″	**DT1ATY13242N**	4,214.	4,302.	4,389.	6,451.	7,091.	7,377.
	144″	143 13/16″	41 1/2″	1 1/4″	28 1/2″	**DT1ATY14442N**	4,389.	4,473.	4,557.	7,277.	8,004.	8,327.
48″ Deep Racetrack Conference Table	102″	101 13/16″	47 1/2″	1 1/4″	28 1/2″	**DT1ATY10248N**	3,783.	3,871.	3,955.	5,501.	5,975.	6,234.
	108″	107 13/16″	47 1/2″	1 1/4″	28 1/2″	**DT1ATY10848N**	3,871.	3,955.	4,043.	5,676.	6,106.	6,362.
	120″	119 13/16″	47 1/2″	1 1/4″	28 1/2″	**DT1ATY12048N**	4,140.	4,227.	4,316.	5,740.	6,316.	6,569.
	132″	131 13/16″	47 1/2″	1 1/4″	28 1/2″	**DT1ATY13248N**	4,316.	4,400.	4,485.	6,585.	7,245.	7,540.
	144″	143 13/16″	47 1/2″	1 1/4″	28 1/2″	**DT1ATY14448N**	4,485.	4,569.	4,659.	7,437.	8,175.	8,503.

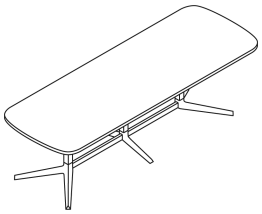

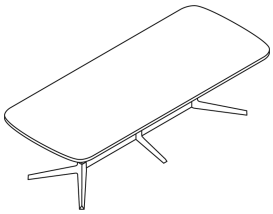

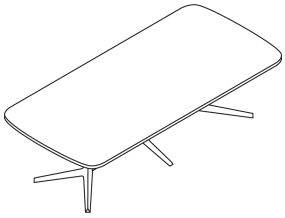

w* = nominal width
Dimensions listed under w d t h are actual to the nearest 1/16″

Ordering Information

Conference Tables:

1. **Pattern number**
2. **Base/Stretcher Paint Finish**
3. **Top Finish**
4. **Edge Finish**

Order Code

Conference Table:

Example:	**DT1ARY10836N**
DT1	Dividends Horizon Table
A	Table Assembly
R	Rectangular shape
Y	Y Leg Base
108	Overall width in inches
36	Overall depth in inches
N	No grommet
114	Base/ stretcher paint finish
114	Laminate top finish
114	Edgeband finish

Included with:

Conference Table:

- **(2) Y Legs**
- **(1) T leg**
- **(2) Stretchers**
- **Table Top**
- **Hardware Kit**

Options

Conference Tables

Conference Tables
Boat Shape Table Top
42″ and 48″ deep

description	w*	w	d	t	h	pattern no.	Laminate Top P1 Paint	Laminate Top P2 Paint	Laminate Top P3 Paint	Techgrain Top P1 Paint	Techgrain Top P2 Paint	Techgrain Top P3 Paint
42″ Deep Boat Shape Conference Table	102″	101 13/16″	41 1/2″	1 1/4″	28 1/2″	**DT1ABY10242N**	$3,696.	$3,783.	$3,871.	$5,375.	$5,930.	$6,188.
	108″	107 13/16″	41 1/2″	1 1/4″	28 1/2″	**DT1ABY10842N**	3,783.	3,871.	3,955.	5,501.	6,019.	6,274.
	120″	119 13/16″	41 1/2″	1 1/4″	28 1/2″	**DT1ABY12042N**	4,046.	4,128.	4,214.	5,618.	6,178.	6,424.
	132″	131 13/16″	41 1/2″	1 1/4″	28 1/2″	**DT1ABY13242N**	4,214.	4,302.	4,389.	6,451.	7,091.	7,377.
	144″	143 13/16″	41 1/2″	1 1/4″	28 1/2″	**DT1ABY14442N**	4,389.	4,473.	4,557.	7,277.	8,004.	8,327.
48″ Deep Boat Shape Conference Table	102″	101 13/16″	47 1/2″	1 1/4″	28 1/2″	**DT1ABY10248N**	3,783.	3,871.	3,955.	5,501.	5,975.	6,234.
	108″	107 13/16″	47 1/2″	1 1/4″	28 1/2″	**DT1ABY10848N**	3,871.	3,955.	4,043.	5,676.	6,106.	6,362.
	120″	119 13/16″	47 1/2″	1 1/4″	28 1/2″	**DT1ABY12048N**	4,140.	4,227.	4,316.	5,740.	6,316.	6,569.
	132″	131 13/16″	47 1/2″	1 1/4″	28 1/2″	**DT1ABY13248N**	4,316.	4,400.	4,485.	6,585.	7,245.	7,540.
	144″	143 13/16″	47 1/2″	1 1/4″	28 1/2″	**DT1ABY14448N**	4,485.	4,569.	4,659.	7,437.	8,175.	8,503.

w* = nominal width
Dimensions listed under w d t h are actual to the nearest 1/16″

Ordering Information

Conference Tables:

1. **Pattern number**
2. **Base/Stretcher Paint Finish**
3. **Top Finish**
4. **Edge Finish**

Order Code

Conference Table:	
Example:	**DT1ARY10836N**
DT1	Dividends Horizon Table
A	Table Assembly
R	Rectangular shape
Y	Y Leg Base
108	Overall width in inches
36	Overall depth in inches
N	No grommet
114	Base/ stretcher paint finish
114	Laminate top finish
114	Edgeband finish

Included with:

Conference Table:

- **(2) Y Legs**
- **(1) T leg**
- **(2) Stretchers**
- **Table Top**
- **Hardware Kit**

Options

Conference Tables

Preconfigured Desks
Series 2 Single and Double Pedestal
24″, 30″ and 36″ Deep

description	w *	w	d	h	pattern no.	P1	P2	P3
Single Pedestal Desk with Locks	60″	59 13/16″	23 1/2″	28 1/2″	**DD2S L6024N**	$2,538.	$2,745.	$2,841.
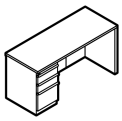	60″	59 13/16″	29 1/2″	28 1/2″	**DD2S L6030N**	2,785.	2,997.	3,102.
	66″	65 13/16″	23 1/2″	28 1/2″	**DD2S L6624N**	2,601.	2,804.	2,908.
	66″	65 13/16″	29 1/2″	28 1/2″	**DD2S L6630N**	2,875.	3,093.	3,197.
	72″	71 13/16″	23 1/2″	28 1/2″	**DD2S L7224N**	2,647.	2,850.	2,953.
	72″	71 13/16″	29 1/2″	28 1/2″	**DD2S L7230N**	2,924.	3,142.	3,248.
Double Pedestal Desk with Locks	60″	59 13/16″	23 1/2″	28 1/2″	**DD2D L6024N**	2,923.	3,162.	3,282.
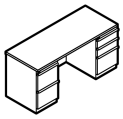	60″	59 13/16″	29 1/2″	28 1/2″	**DD2D L6030N**	3,152.	3,403.	3,525.
	66″	65 13/16″	23 1/2″	28 1/2″	**DD2D L6624N**	2,986.	3,225.	3,348.
	66″	65 13/16″	29 1/2″	28 1/2″	**DD2D L6630N**	3,248.	3,500.	3,625.
	72″	71 13/16″	23 1/2″	28 1/2″	**DD2D L7224N**	3,027.	3,271.	3,394.
	72″	71 13/16″	29 1/2″	28 1/2″	**DD2D L7230N**	3,295.	3,546.	3,675.
Double Pedestal Desk with Locks and 6″ Front Overhang	60″	59 13/16″	35 1/2″	28 1/2″	**DD2O L6036N**	3,343.	3,591.	3,717.
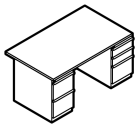	66″	65 13/16″	35 1/2″	28 1/2″	**DD2O L6636N**	3,453.	3,706.	3,825.
	72″	71 13/16″	35 1/2″	28 1/2″	**DD2O L7236N**	3,566.	3,820.	3,942.

w* = nominal width
Dimensions listed under w d h are actual to the nearest 1/16″

Ordering Information

Single Pedestal Desk

1. **Pattern Number**
2. **Laminate Finish**
3. **Edge Band Finish**
4. **Paint Finish**

Double Pedestal Desk

1. **Pattern Number**
2. **Laminate Finish**
3. **Edge Band Finish**
4. **Paint Finish**

Order Code

Single Pedestal Desk

Example:	**DD2S L7230N, 117, 117, 117**
DD2S L7230N	Pattern Number
117	Soft Grey laminate
117	Soft Grey edge finish
117	Soft Grey paint finish

Double Pedestal Desk

Example:	**DD2D L7230N, 117, 117, 117**
DD2D L7230N	Pattern Number
117	Soft Grey laminate
117	Soft Grey edge finish
117	Soft Grey paint finish

Included with:

Single Pedestal Desk

Double Pedestal Desk

Note: An upcharge applies when specifying Legacy laminates. See Legacy finish page.

Options

Single Pedestal Desk

- **To specify desk with center located edge grommet, replace the suffix letter "N" with a "G".**

Add $19
(Grommets not available for overhang desks)

- **To specify pedestals without locks, replace the fifth character "L" with an "N".**

Deduct $20.

Double Pedestal Desk

- **To specify desk with center located edge grommet, replace the suffix letter "N" with a "G".**

Add $19
(Grommets not available for overhang desks)

- **To specify pedestals without locks, replace the fifth character "L" with an "N".**

Deduct $40.

Preconfigured Desks
Series 2 Freestanding Corner Unit
24″ Deep

description	type	w *	w	d	h	pattern no.	P1	P2	P3
Freestanding Corner Unit (Assembly)		36″	35 1/2″	23 1/2″	28 1/2″	**DD2VD 3624 N**	$2,145.	$2,363.	$2,470.
		42″	41 1/2″	23 1/2″	28 1/2″	**DD2VD 4224 N**	2,218.	2,442.	2,555.
		48″	47 1/2″	23 1/2″	28 1/2″	**DD2VD 4824 N**	2,327.	2,563.	2,677.
Freestanding Curved Corner Unit (Assembly)		36″	35 1/2″	23 1/2″	28 1/2″	**DD2VL 3624 N**	2,192.	2,412.	2,524.
		42″	41 1/2″	23 1/2″	28 1/2″	**DD2VL 4224 N**	2,326.	2,562.	2,676.
		48″	47 1/2″	23 1/2″	28 1/2″	**DD2VL 4824 N**	2,430.	2,676.	2,792.
Freestanding Corner End Unit (Component)			6 9/16″	6 9/16″	26 7/8″	**DD1R CU6**	450.	496.	518.

w* = nominal width
Dimensions listed under w d h are actual to the nearest 1/16″

Ordering Information

Freestanding Corner

1. **Pattern Number**
2. **Laminate Finish**
3. **Edge Band Finish**
4. **Paint Finish**

Freestanding Corner End Unit

1. **Pattern Number**
2. **Paint Finish**

Order Code

Freestanding Corner

Example:	**DD2VD 3624 N, 117, 117, 117**
DD2VD 3624	Pattern Number
N	No Grommets
117	Soft Grey laminate
117	Soft Grey edge finish
117	Soft Grey paint finish

Freestanding Corner End Unit

Example:	**DD1RCU6, 117**
DD1RCU6	Pattern Number
117	Soft Grey paint finish

Included with:

Freestanding Corner

- **Corner supports (3)**
- **Back panels (2)**
- **Corner worksurface**
- **Connecting hardware**

Freestanding Corner End Unit

Note: Series 2 freestanding corner units have full height modesty panels.

Note: An upcharge applies when specifying Legacy laminates. See Legacy finish page.

Options

Freestanding Corner

- **To specify two center-mounted edge grommets, replace the suffix letter "N" with a "G".**

Add $29.

Freestanding Corner End Unit

Preconfigured Desks
Freestanding Corner Unit
24″ Deep

description	type	w *	w	d	h	pattern no.	P1	P2	P3
Freestanding Corner End Unit (Component)			6 9/16″	6 9/16″	26 7/8″	**DD1R CU6**	$450.	$496.	$518.
Freestanding Corner Unit (Component)			6 9/16″	12 9/16″	26 7/8″	**DD1S CU12**	534.	585.	611.
Back Panels for Freestanding Corner Unit (Component)	full height	36″	20 15/16″	26 5/8″		**DD1 FBPV36**	320.	350.	365.
	full height	42″	26 15/16″	26 5/8″		**DD1 FBPV42**	322.	354.	371.
	full height	48″	32 15/16″	26 5/8″		**DD1 FBPV48**	327.	359.	376.
	half height	36″	20 15/16″	11″		**DD1 BPV36**	269.	291.	306.
	half height	42″	26 15/16″	11″		**DD1 BPV42**	281.	309.	322.
	half height	48″	32 15/16″	11″		**DD1 BPV48**	293.	325.	344.

w* = nominal width
Dimensions listed under w d h are actual to the nearest 1/16″

Ordering Information

Freestanding Corner

1. **Pattern Number**
2. **Laminate Finish**
3. **Edge Band Finish**
4. **Paint Finish**

Freestanding Corner End Unit

1. **Pattern Number**
2. **Paint Finish**

Order Code

Freestanding Corner

Example:	**DD1VD 3624 N, 117, 117, 117**
DD1VD 3624	Pattern Number
N	No Grommets
117	Soft Grey laminate
117	Soft Grey edge finish
117	Soft Grey paint finish

Freestanding Corner End Unit

Example:	**DD1RCU6, 117**
DD1RCU6	Pattern Number
117	Soft Grey paint finish

Included with:

Freestanding Corner

- **Corner supports (3)**
- **Back panels (2)**
- **Corner worksurface**
- **Connecting hardware**

Freestanding Corner End Unit

Note: Series 2 freestanding corner units have full height modesty panels.

Note: An upcharge applies when specifying Legacy laminates. See Legacy finish page.

Options

Freestanding Corner

- **To specify two center-mounted edge grommets, replace the suffix letter "N" with a "G".**

Add $29.

Freestanding Corner End Unit

Freestanding Corner Back Panel

Preconfigured Desks
Series 2 Returns and Bridge Units
18″ and 24″ Deep

description	w *	w	d	h	pattern no.	P1	P2	P3
End Panel Return	36″	35 13/16″	17 1/2″	28 1/2″	**DD2E 3618N**	$1,185.	$1,273.	$1,311.
	36″	35 13/16″	23 1/2″	28 1/2″	**DD2E 3624N**	1,297.	1,385.	1,434.
	42″	41 13/16″	17 1/2″	28 1/2″	**DD2E 4218N**	1,246.	1,335.	1,380.
	42″	41 13/16″	23 1/2″	28 1/2″	**DD2E 4224N**	1,357.	1,450.	1,498.
Pedestal Return	36″	35 13/16″	17 1/2″	28 1/2″	**DD2P (L)3618N**	1,532.	1,654.	1,715.
	36″	35 13/16″	23 1/2″	28 1/2″	**DD2P (L)3624N**	1,676.	1,803.	1,866.
	42″	41 13/16″	17 1/2″	28 1/2″	**DD2P (L)4218N**	1,600.	1,719.	1,776.
	42″	41 13/16″	23 1/2″	28 1/2″	**DD2P (L)4224N**	1,741.	1,872.	1,932.
	48″	47 13/16″	17 1/2″	28 1/2″	**DD2P (L)4818N**	1,658.	1,776.	1,838.
	48″	47 13/16″	23 1/2″	28 1/2″	**DD2P (L)4824N**	1,809.	1,942.	2,007.
Bridge Unit	30″	29 13/16″	17 1/2″	28 1/2″	**DD2B 3018N**	578.	605.	613.
	36″	35 13/16″	17 1/2″	28 1/2″	**DD2B 3618N**	637.	666.	679.
	36″	35 13/16″	23 1/2″	28 1/2″	**DD2B 3624N**	682.	710.	724.
	42″	41 13/16″	17 1/2″	28 1/2″	**DD2B 4218N**	690.	721.	735.
	42″	41 13/16″	23 1/2″	28 1/2″	**DD2B 4224N**	750.	778.	791.
	48″	47 13/16″	17 1/2″	28 1/2″	**DD2B 4818N**	750.	778.	791.
	48″	47 13/16″	23 1/2″	28 1/2″	**DD2B 4824N**	817.	846.	860.

w* = nominal width
Dimensions listed under w d h are actual to the nearest 1/16″

Ordering Information

Pedestal Return

1. **Pattern Number**
2. **Laminate Finish**
3. **Edge Band Finish**
4. **Paint Finish**

End Panel Return or Bridge Unit

1. **Pattern Number**
2. **Laminate Finish**
3. **Edge Band Finish**
4. **Paint Finish**

Order Code

Pedestal Return

Example:	**DD2P L4824N, 117, 117, 117**
DP2P L4824N	Pattern Number
117	Soft Grey laminate
117	Soft Grey edge finish
117	Soft Grey paint finish

End Panel Return or Bridge Unit

Example:	**DD2B 4224N, 117, 117, 117**
DD2B 4424	Pattern Number
117	Soft Grey laminate
117	Soft Grey finish
117	Soft Grey finish

Included with:

Pedestal Return

- **Worksurface**
- **Pedestal**
- **Back panel**
- **Half height flat bracket (1)**
- **Connecting hardware**

End Panel Return or Bridge Unit

- **Worksurface**
- **Back panel**
- **Half height flat brackets (2)**
- **Connecting hardware**

Note: An upcharge applies when specifying Legacy laminates. See Legacy finish page.

Options

Pedestal Return

- **To specify center-mounted edge grommet, replace the "N" suffix from the pattern number with "G". Add $19**
- **To specify pedestal without locks, replace the 5th digit "L"from the pattern number with "N". Deduct $20.**

End Panel Return or Bridge Unit

- **To specify center-mounted edge grommet, replace the "N" suffix from the pattern number with "G". Add $19**

Desk Components
End Units
Desk End, Desk Integration and Intermediate

description	d *	d	w	h	pattern no.	P1	P2	P3
Desk End Unit	18″	16 5/8″	14 7/8″	26 7/8″	**DD1 EU18**	$565.	$624.	$656.
	24″	22 5/8″	14 7/8″	26 7/8″	**DD1 EU24**	626.	685.	720.
	30″	28 5/8″	14 7/8″	26 7/8″	**DD1 EU30**	681.	748.	784.
Desk Integration End Unit (Non-structural)	1 1/2″	1 1/2″	14 7/8″	26 7/8″	**DD1 DIEU**	315.	345.	357.
Intermediate End Unit	14″	12″	31 9/16″	26 7/8″	**DD1 IE30**	565.	624.	656.

d* = nominal depth
Dimensions listed under d w h are actual to the nearest 1/16″

Ordering Information

Desk End Unit
1. **Pattern Number**
2. **Paint Finish**

Desk Integration End Unit
1. **Pattern Number**
2. **Paint Finish**

Intermediate End Unit
1. **Pattern Number**
2. **Paint Finish**

Order Code

Desk End Unit	
Example:	**DD1 EU18, 117**
DD1 EU18	Pattern Number
117	Soft Grey Paint Finish
Desk Integration End Unit	
Example:	**DD1 DIEU, 117**
DD1 DIEU	Pattern Number
117	Soft Grey Paint Finish
Intermediate End Unit	
Example:	**DD1 IE30, 117**
DD1 IE30	Pattern Number
117	Soft Grey Paint Finish

Included with:

Desk End Unit

Desk Integration End Unit
- **Panel-to-Worksurface Brackets (2)**

Intermediate End Unit

Options

Desk End Unit

Desk Integration End Unit

Intermediate End Unit

Desk Components
Half Height Back Panels
For Desks, Returns, Bridges and 2 Pedestal Configuration

description	top width	w *	h	pattern no.	P1	P2	P3
Half Height Back panels for Desks	54″	29 7/8″	11″	**DD1 BPD54**	$316.	$346.	$359.
	60″	29 7/8″	11″	**DD1 BPD60**	331.	365.	380.
	66″	35 7/8″	11″	**DD1 BPD66**	350.	384.	400.
	72″	41 7/8″	11″	**DD1 BPD72**	367.	402.	425.
Half Height Back panels for Returns	36″	21 5/8″	11″	**DD1 BPR36**	281.	309.	322.
	42″	27 5/8″	11″	**DD1 BPR42**	291.	322.	342.
	48″	33 5/8″	11″	**DD1 BPR48**	315.	345.	357.
	60″	45 5/8″	11″	**DD1 BPR60**	350.	384.	400.
Half Height Back panels for Bridges	30″	31 3/8″	11″	**DD1 BPB30**	250.	274.	286.
	36″	37 3/8″	11″	**DD1 BPB36**	269.	291.	306.
	42″	43 3/8″	11″	**DD1 BPB42**	281.	309.	322.
	48″	49 3/8″	11″	**DD1 BPB48**	296.	327.	345.
Half Height Back panels for 2 Pedestal “U” Credenza	72″	26 15/16″	11″	**DD1 BPU72**	281.	309.	322.

Dimensions listed under w h are actual to the nearest 1/16″

Ordering Information	Order Code		Included with:	Options
Back Panels for Bridges	**Back Panels for Bridges**		**Back Panels for Bridges**	**Back Panels for Bridges**
1. Pattern Number	*Example:*	**DD1 BPB36 , 117**	• **Attachment Hardware**	
2. Paint Finish	**DD1 BPB36**	Pattern Number		
	117	Soft Grey Paint Finish		

Desk Components
Full Back Panels
For Desks, Returns, Bridges and 2 Pedestal Configuration

description	top width	w *	h	pattern no.	P1	P2	P3
Full Back panels for Desks	54″	23 7/8″	26 5/8″	**DD1 FBPD54**	$375.	$413.	$431.
	60″	29 7/8″	26 5/8″	**DD1 FBPD60**	381.	420.	440.
	66″	35 7/8″	26 5/8″	**DD1 FBPD66**	393.	432.	447.
	72″	41 7/8″	26 5/8″	**DD1 FBPD72**	405.	444.	467.
Full Back panels for Returns	36″	21 5/8″	26 5/8″	**DD1 FBPR36**	353.	387.	405.
	42″	27 5/8″	26 5/8″	**DD1 FBPR42**	359.	396.	414.
	48″	33 5/8″	26 5/8″	**DD1 FBPR48**	376.	414.	432.
	60″	45 5/8″	26 5/8″	**DD1 FBPR60**	413.	448.	478.
Full Back panels for Bridges	30″	31 3/8″	26 5/8″	**DD1 FBPB30**	330.	362.	378.
	36″	37 3/8″	26 5/8″	**DD1 FBPB36**	347.	381.	397.
	42″	43 3/8″	26 5/8″	**DD1 FBPB42**	376.	414.	432.
	48″	49 3/8″	26 5/8″	**DD1 FBPB48**	387.	426.	444.
Full Back panels for 2 Pedestal "U" Credenza	72″	26 15/16″	26 5/8″	**DD1 FBPU72**	359.	396.	414.

Dimensions listed under w h are actual to the nearest 1/16″

Ordering Information	Order Code		Included with:	Options
Back Panels for Bridges	**Back Panels for Bridges**		**Back Panels for Bridges**	**Back Panels for Bridges**
1. Pattern Number	*Example:*	**DD1 FBPB36 , 117**	• **Attachment Hardware**	
2. Paint Finish	**DD1 FBPB36**	Pattern Number		
	117	Soft Grey Paint Finish		

Desk Accessories
Drawer Organizers, Cable Management and Grommet Kits

description	type	w	d	h	pattern no.	list
Pencil Tray	Black finish	13 1/4″	5 7/8″	7/8″	**DS2PPTN**	$61.
	Clear finish	13 1/4″	5 7/8″	7/8″	**DS2PPTC**	71.
Hanging File Bar		12 3/16″	2 15/16″	1/2″	**DS1PFS**	54.
Drawer Divider, Box	version 1 (shown)	12 3/8″	3″	3 1/8″	**DS1PBD**	54.
Drawer Divider, File	version 1 (shown)	10	3 5/8″	6 3/8″	**DS1PFD**	54.
Stationary Inserts, box (4 trays)		13	15/16″	8 7/8″	**DS1PST**	284.
Worksurface Cable Management Clip	Package of 10	3/4″	1/2″		**D1WC**	65.
Worksurface Cable Management Basket	19 1/2″ wide	16 1/2″	3 1/2″	1 1/2″	**D1WB20**	69.
	25 1/2″ wide	25 1/2″	3 1/2″	1 1/2″	**D1WB26**	71.
	31 1/2″ wide	31 1/2″	3 1/2″	1 1/2″	**D1WB32**	88.
	35″ wide	35″	3 1/2″	1 1/2″	**D1WB36**	98.
	41″ wide	41″	3 1/2″	1 1/2″	**D1WB42**	105.
Worksurface Grommet Kit (Dark Grey)		2 3/16″	2 5/16″	1 3/8″	**D1WSG**	40.

Ordering Information	Order Code	Included with:	Options
Pencil Tray **1. Pattern Number**	**Pencil Tray** *Example:* **DS1 PPT** **DS1 PPT** Pattern Number	**Pencil Tray**	

Desk Accessories
Flat Brackets and Worksurface Reinforcements

description	w	d	pattern no.	black
Flat Bracket (single pack)	3 3/4″	14 5/8″	**DB1F24SP**	$45.
	3 3/4″	20 15/16″	**DB1F30SP**	50.
	3 3/4″	8 5/16″	**DB1F18SP**	39.
Flat Bracket (package of 10)	3 3/4″	14 5/16″	**DB1F24TP**	350.
	3 3/4″	20 5/16″	**DB1F30TP**	402.
	3 3/4″	8 5/16″	**DB1F18TP**	210.
Worksurface Reinforcement	48″	4″	**DB1WR54**	101.
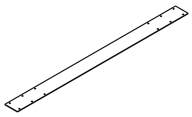	54″	4″	**DB1WR60**	102.
	60″	4″	**DB1WR66**	108.
	66″	4″	**DB1WR72**	113.

Ordering Information	Order Code	Included with:	Options
Flat Bracket **1. Pattern Number**	**Flat Bracket** *Example:* **DB1PWSP** **DB1PWSP** Pattern Number	**Flat Bracket**	**Flat Bracket**

Wall Mounting Suggestions
The following information is provided only as a guide, and represents minimum recommendations only. Knoll does not accept responsibility for the attachment of any Knoll product to a Customer's site wall. Wall specification/construction is the responsibility of the Customer and its structural engineer/architect. Failure to properly attach Knoll products to adequate wall structures can lead to property damage and/or personal injury.

You should consult your own structural engineers and/or architects and must not rely on the information provided herein.

It is the responsibility of the Customer and its structural engineers/architects to verify that the permanent structural walls (studs, blocks, solid masonry, etc.) on which the Knoll products are intended to be mounted are designed appropriately to support the product weight, PLUS 3 lbs. per linear inch for each useable shelf length

NOTE: A cabinet's top is considered a "useable shelf" and MUST be included in the calculation of the total load for an overhead cabinet.

It is the responsibility of the Customer and its structural engineer/architects to specify the fasteners and method for attaching the Knoll supplied wall mounting cleat, bracket, frame, etc. to the supporting wall and to confirm that the installers have adhered to these specifications. For all local building standards and codes, and additional requirements (including, but not limited to, seismic conditions) the Customer should always consult local code agencies.

		EXISTING CONSTRUCTION				
	NEW CONSTRUCTION	**Cinder Block or Poured Concrete Masonry Wall**	**Wood Stud Wall, the studs being FULL HEIGHT to the roof/floor above**	**Wood Stud Wall, the studs being only Ceiling Height**	**Steel Stud Wall, the studs being FULL HEIGHT to the roof/floor above**	**Steel Stud Wall, the studs being only Ceiling Height**
Stud Specification	Wood studs, grade #2 or better, 3 1/2" minimum width, **OR** Metal studs, minimum 25 gage thickness, 3 5/8" minimum width	The wall must be a minimum of 6" thick, and must be full height to the roof/ floor structure above	Wood studs must be Grade #2, or better, 3 1/2" minimum width	Wood studs must be Grade #2, or better, 3 1/2" minimum width	Metal studs must be minimum 25 gage thickness, 3 5/8" minimum width	Metal studs must be minimum 25 gage thickness, 3 5/8" minimum width
Stud Centers	Metal and wood studs must be spaced at 16" c/c maximum	N/A	Wood studs must be spaced at 16" c/c maximum	Wood studs must be spaced at 16"" c/c maximum"	Metal studs must be spaced at 16" c/c maximum	Metal studs must be spaced at 16" c/c maximum
Stud Height	Metal and wood studs must extend upwards, and be securely attached to the roof/ floor structure above			Wood studs must be braced above the ceiling, and be securely attached to the roof/floor structure above Affix #2 grade 'cap' across the top of the studs, then place diagonal studs from the top cap up to underside of the roof/ floor structure above		Metal studs must be braced above the ceiling, and be securely attached to the roof/floor structure above Affix metal bracing 'cap' across the top of the studs, then place diagonal studs from the top cap up to underside of the roof / floor structure above
Mounting the Knoll Supplied Cleat, Bracket, Frame, etc*	Insert a 2" X 6" wood block, #2 grade or better, [or a Danback™ flexible wood backing system] horizontally between each of the studs to accommodate the full width of the cabinet, **and beyond to the next stud.** Fasten the wood block to each stud using three screws at the ends of each block. (Fasten the Danback™ as directed by the manufacturer) Fasten the Knoll supplied wall mounting cleat, bracket, frame, etc directly to each wood block every 6" For wall mounting structures that have a rectangular frame-like configuration: fasten the top horizontal element of the frame to the wood blocking every 6", and fasten the lower horizontal element to each wall stud, using one fastener per stud.	Fasten the Knoll supplied cabinet wall mounting cleat, bracket, frame, etc. directly to the masonry wall every 6" For wall mounting structures that have a rectangular frame-like configuration: fasten the top horizontal element of the frame to the wall every 6", and fasten the lower horizontal element to the wall every 16"	In the desired location of the cabinet mounting rail, remove an 8" high section of drywall the width of the cabinet, **and beyond to the next stud.** Insert a 2" X 6" wood block, #2 grade or better, horizontally between each of the exposed studs. Fasten the wood block to each stud using three screws at the ends of each block. Replace the drywall and repair as desired. Fasten the Knoll supplied wall mounting cleat, rail, frame, etc directly to the wood block every 6" For wall mounting structures that have a rectangular frame-like configuration: fasten the top horizontal element of the frame to the wood blocking every 6", and fasten the lower horizontal element to each wall stud, using one fastener per stud.	In the desired location of the cabinet mounting rail, remove an 8" high section of drywall the width of the cabinet, **and beyond to the next stud.** Insert a 2" X 6" wood block, #2 grade or better, horizontally between each of the exposed studs. Fasten the wood block to each stud using three screws at the ends of each block. Replace the drywall and repair as desired. Fasten the Knoll supplied wall mounting cleat, rail, frame, etc directly to the wood block every 6" For wall mounting structures that have a rectangular frame-like configuration: fasten the top horizontal element of the frame to the wood blocking every 6", and fasten the lower horizontal element to each wall stud, using one fastener per stud.	In the desired location of the cabinet mounting rail, remove an 8" high section of drywall the width of the cabinet, **and beyond to the next stud.** Insert a 2" X 6" wood block, #2 grade or better, [or a Danback™ flexible wood backing system] horizontally between each of the exposed studs. Fasten the wood block to each stud using three screws at the ends of each block. Replace the drywall and repair as desired. Fasten the Knoll supplied wall mounting cleat, rail, frame, etc directly to the wood block every 6" For wall mounting structures that have a rectangular frame-like configuration: fasten the top horizontal element of the frame to the wood blocking every 6", and fasten the lower horizontal element to each wall stud, using one fastener per stud.	In the desired location of the cabinet mounting rail, remove an 8" high section of drywall the width of the cabinet, **and beyond to the next stud.** Insert a 2" X 6" wood block, #2 grade or better, [or a Danback™ flexible wood backing system] horizontally between each of the exposed studs. Fasten the wood block to each stud using three screws at the ends of each block. Replace the drywall and repair as desired. Fasten the Knoll supplied wall mounting cleat, rail, frame, etc directly to the wood block every 6" For wall mounting structures that have a rectangular frame-like configuration: fasten the top horizontal element of the frame to the wood blocking every 6", and fasten the lower horizontal element to each wall stud, using one fastener per stud.
***Graham Wall Hung Shelf**	The Graham Wall Hung Shelf Bracket (and others like it) requires full support behind the full height of the bracket This should be accomplished by insertion of additional 2"X 6" wood blocking between the studs as defined above	Fasten the Knoll supplied wall mounting brackets directly to the masonry wall, using the holes provided in each bracket	The Graham Wall Hung Shelf Bracket (and others like it) requires full support behind the full height of the bracket This should be accomplished by insertion of additional 2"X 6" wood blocking between the studs as defined above	The Graham Wall Hung Shelf Bracket (and others like it) requires full support behind the full height of the bracket This should be accomplished by insertion of additional 2"X 6" wood blocking between the studs as defined above	The Graham Wall Hung Shelf Bracket (and others like it) requires full support behind the full height of the bracket This should be accomplished by insertion of additional 2"X 6" wood blocking between the studs as defined above	The Graham Wall Hung Shelf Bracket (and others like it) requires full support behind the full height of the bracket This should be accomplished by insertion of additional 2"X 6" wood blocking between the studs as defined above
Fasten the Knoll supplied wall cleat with...	#10 x 2 1/2" Grabber Woodys Screws or equiv. @ 6" c/c, screwed directly into the wood blocking	3/16" x 3 1/2" Tapcon Masonry Screws or equiv. @ 6" c/c with 1-1/4" embedment, screwed directly into the masonry wall	#10 x 2 1/2" Grabber Woodys Screws or equiv. @ 6" c/c, screwed directly into the wood blocking	#10 x 2 1/2" Grabber Woodys Screws or equiv. @ 6" c/c, screwed directly into the wood blocking	#10 x 2 1/2" Grabber Woodys Screws or equiv. @ 6" c/c, screwed directly into the wood blocking	#10 x 2 1/2" Grabber Woodys Screws or equiv. @ 6" c/c, screwed directly into the wood blocking

pattern no.	page
AWM1 S36	279
AWM1 S42	279
AWM1 S48	279
AWM1 S60	279
AWM1 S66	279
AWM1 S72	279
AWM1 S78	279
AWM1 S84	279
BC1EPDPB(L/R)	198
D19 5430N	246
D19 6030N	247
D19 6630N	247
D19 7230N	247
D19 7830N	247
D19 7836N	247
D19 8430N	247
D19 9030N	247
D1BD6048SL	245
D1BD6048SR	245
D1BD6648DL	246
D1BD6648DR	246
D1BD6648SL	246
D1BD6648SR	245
D1BD7242DL	246
D1BD7242DR	246
D1BD7242SL	246
D1BD7242SR	245
D1BD7248DL	246
D1BD7248DR	246
D1BD7248SL	246
D1BD7248SR	245
D1BD7848DL	246
D1BD7848DR	246
D1BD7848SL	246
D1BD7848SR	245
D1BD8448DL	246
D1BD8448DR	246
D1BD8448SL	246
D1BD8448SR	245
D1C 3618N	241
D1C 3624N	241
D1C 422430N	241
D1C 4224N	241
D1C 423024N	241
D1C 482430N	241
D1C 4824N	241
D1C 483024N	241
D1C 4830N	241
D1CRL24	248
D1CRN24	248
D1CRR24	248
D1CRR30	248
D1CS 4224N	241
D1CS 4824N	241
D1CS 4830N	241
D1D 3024N	245
D1D 3030N	245
D1D 3624N	245
D1D 3630N	245
D1D 4824N	245
D1D 4830N	245
D1D 5424N	245
D1D 5430N	245
D1D 5436N	245
D1D 6024N	245
D1D 6030N	245
D1D 6036N	245
D1D 6624N	245
D1D 6630N	245
D1D 6636N	245
D1D 7224N	245
D1D 7230N	245
D1D 7236N	245
D1D 7824N	245
D1D 7830N	245
D1D 7836N	245
D1D 8424N	245
D1D 8430N	245
D1D 8436N	245
D1D 9624N	245
D1D 9630N	245
D1D 9636N	245
D1H4818	248
D1H5118P	248
D1H6024	248
D1H6324P	248
D1L 3636SSN	242
D1L 3648SSN	242
D1L 3654SSN	242
D1L 3660SSN	242
D1L 3672SSN	242
D1L 3678SSN	242
D1L 4242SSN	242
D1L 4248SSN	242
D1L 4254SSN	242
D1L 4260SSN	242
D1L 4266SSN	242
D1L 4272SSN	242
D1L 4278SSN	242
D1L 4284SSN	242
D1L 4836SSN	242
D1L 4842SSN	242
D1L 4848DDN	244
D1L 4848DSN	244
D1L 4848SDN	244
D1L 4848SSN	242
D1L 4854SSN	242
D1L 4860DSN	244
D1L 4860SDN	244
D1L 4860SSN	242
D1L 4866DSN	244
D1L 4866SDN	244
D1L 4866SSN	242
D1L 4872DSN	244
D1L 4872SDN	244
D1L 4872SSN	242
D1L 4878SSN	242
D1L 4884SSN	242
D1L 4896SSN	242
D1L 5436SSN	242
D1L 5442SSN	242
D1L 5448SSN	242
D1L 6036SSN	243
D1L 6042SSN	243
D1L 6048DSN	244
D1L 6048SDN	244
D1L 6048SSN	243
D1L 6642SSN	243
D1L 6648DSN	244
D1L 6648SDN	244
D1L 6648SSN	243
D1L 7236SSN	243
D1L 7242SSN	243
D1L 7248DSN	244
D1L 7248SDN	244
D1L 7248SSN	243
D1L 7836SSN	243
D1L 7842SSN	243
D1L 7848SSN	243
D1L 8442SSN	243
D1L 8448SSN	243
D1L 9648SSN	243
D1P 5430N	246
D1P 6030N	246
D1P 6630N	246
D1P 7230N	246
D1P 7830N	246
D1P 7836N	246
D1P 8430N	246
D1P 9030N	246
D1PS1024F	287
D1PS1024S	286
D1PS1030F	287
D1PS1030S	286
D1PS1036F	287
D1PS1036S	286
D1PS1042F	287
D1PS1042S	286
D1PS1048F	287
D1PS1048S	286
D1PS1054F	287
D1PS1054S	286
D1PS1060F	287
D1PS1060S	286
D1PS4224F	288
D1PS4224S	289
D1PS4224W1	288
D1PS4230F	288
D1PS4230S	289
D1PS4230W1	288
D1PS4236F	288
D1PS4236S	289
D1PS4236W1	288
D1PS4242F	288
D1PS4242S	289
D1PS4242W1	288
D1PS4248F	288
D1PS4248S	289
D1PS4248W1	288
D1PS4254F	288
D1PS4254S	289
D1PS4254W1	288
D1PS4260F	288
D1PS4260S	289
D1PS4260W1	288
D1PS42T24F	292
D1PS42T24S	290
D1PS42T30F	292
D1PS42T30S	290
D1PS42T36F	292
D1PS42T36S	290
D1PS42T42F	292
D1PS42T42S	290
D1PS42T48F	292
D1PS42T48S	290
D1PS42T54F	292
D1PS42T54S	290
D1PS42T60F	292
D1PS42T60S	290
D1PS5024F	293
D1PS5024S	291
D1PS5024W1	293
D1PS5024W2	293
D1PS5030F	293
D1PS5030S	291
D1PS5030W1	293
D1PS5030W2	293
D1PS5036F	293
D1PS5036S	291
D1PS5036W1	293
D1PS5036W2	293
D1PS5042F	293
D1PS5042S	291
D1PS5042W1	293
D1PS5042W2	293
D1PS5048F	293
D1PS5048S	291
D1PS5048W1	293
D1PS5048W2	293
D1PS5054F	293
D1PS5054S	291
D1PS5054W1	293
D1PS5054W2	293
D1PS5060F	293
D1PS5060S	291
D1PS5060W1	293
D1PS5060W2	293
D1R 10224N	231
D1R 10230N	234
D1R 10824N	231
D1R 10830N	234
D1R 11430N	234
D1R 12024N	231
D1R 12030N	234
D1R 1515C	249
D1R 1515S	249
D1R 1818N	230
D1R 1824N	231
D1R 2118N	230
D1R 2124N	231
D1R 2415	249
D1R 2418N	230
D1R 2424N	231
D1R 2430N	234

pattern no.	*page*
D1R 2718N	230
D1R 2724N	231
D1R 2730N	234
D1R 3015	249
D1R 3018N	230
D1R 3024N	231
D1R 3030N	234
D1R 3318N	230
D1R 3324N	231
D1R 3330N	234
D1R 3615	249
D1R 3618N	230
D1R 3624N	231
D1R 3630N	234
D1R 3918N	230
D1R 3924N	231
D1R 3930N	234
D1R 4215	249
D1R 4218N	230
D1R 4224N	231
D1R 4230N	234
D1R 4518N	230
D1R 4524N	231
D1R 4530N	234
D1R 4815	249
D1R 4818N	230
D1R 4824N	231
D1R 4830N	234
D1R 5118N	230
D1R 5124N	231
D1R 5130N	234
D1R 5415	249
D1R 5418N	230
D1R 5424N	231
D1R 5430N	234
D1R 5718N	230
D1R 5724N	231
D1R 5730N	234
D1R 6015	249
D1R 6018N	230
D1R 6024N	231
D1R 6030N	234
D1R 6036N	235
D1R 6318N	230
D1R 6324N	231
D1R 6330N	234
D1R 6615	249
D1R 6618N	230
D1R 6624N	231
D1R 6630N	234
D1R 6636N	235
D1R 6918N	230
D1R 6924N	231
D1R 6930N	234
D1R 7215	249
D1R 7218N	230
D1R 7224N	231
D1R 7230N	234
D1R 7236N	235
D1R 7518N	230
D1R 7524N	231
D1R 7530N	234
D1R 7815	249
D1R 7818N	230
D1R 7824N	231

pattern no.	*page*
D1R 7830N	234
D1R 7836N	235
D1R 8118N	230
D1R 8124N	231
D1R 8130N	234
D1R 8415	249
D1R 8418N	230
D1R 8424N	231
D1R 8430N	234
D1R 8436N	235
D1R 8718N	230
D1R 8724N	231
D1R 8730N	234
D1R 9015	249
D1R 9018N	230
D1R 9024N	231
D1R 9030N	234
D1R 9036N	235
D1R 9318N	230
D1R 9324N	231
D1R 9330N	234
D1R 9615	249
D1R 9618N	230
D1R 9624N	231
D1R 9630N	234
D1R 9636N	235
D1R 9918N	230
D1R 9924N	231
D1R 9930N	234
D1R2416N	232
D1R2419N	233
D1R3016N	232
D1R3019N	233
D1R3616N	232
D1R3619N	233
D1R4216N	232
D1R4219N	233
D1R4816N	232
D1R4819N	233
D1R5416N	232
D1R5419N	233
D1R6016N	232
D1R6019N	233
D1R6616N	232
D1R6619N	233
D1R7216N	232
D1R7219N	233
D1R7816N	232
D1R7819N	233
D1R8416N	232
D1R8419N	233
D1R9016N	232
D1R9019N	233
D1R9616N	232
D1R9619N	233
D1W 362430N	236
D1W 363024N	236
D1W 422430N	236
D1W 423024N	236
D1W 482430N	236
D1W 483024N	236
D1W 721830N	236
D1W 722430N	236
D1W 722436N	236
D1W 723018N	236

pattern no.	*page*
D1W 723024N	236
D1W 723624N	236
D1W S481824N	237
D1W S481830N	237
D1W S482418N	237
D1W S482430N	237
D1W S483018N	237
D1W S483024N	237
D1W S601824N	237
D1W S601830N	237
D1W S602418N	237
D1W S602430N	237
D1W S603018N	237
D1W S603024N	237
D1W S661824N	237
D1W S661830N	237
D1W S662418N	237
D1W S662430N	237
D1W S663018N	237
D1W S663024N	237
D1W S721824N	237
D1W S721830N	237
D1W S722418N	237
D1W S722430N	237
D1W S723018N	237
D1W S723024N	237
D1W S781824N	237
D1W S781830N	237
D1W S782418N	237
D1W S782430N	237
D1W S783018N	237
D1W S783024N	237
D1W S841824N	237
D1W S841830N	237
D1W S842418N	237
D1W S842430N	237
D1W S843018N	237
D1W S843024N	237
D1W T482430N	240
D1W T483024N	240
D1W T602430N	240
D1W T603024N	240
D1W T662430N	240
D1W T663024N	240
D1W T722430N	240
D1W T723024N	240
D1WB20	178, 318
D1WB26	178, 318
D1WB32	178, 318
D1WB36	178, 318
D1WB42	178, 318
D1WC	178, 318
D1WSG	198, 318
D1WT218	155
D1WT224	155
D1WT324	155
D1WT424	155
D1WT518	155
D1WT524	155
D1WW11481824	155
D1WW11482418	155
D1WW12481824	155
D1WW12482418	155
D1WW124824L	155
D1WW124824R	155

pattern no.	*page*
D1WW13481824	155
D1WW13482418	155
D1WW134824L	155
D1WW134824R	155
D1WW34824	155
D1WW44824	155
D1WW54824L	155
D1WW54824R	155
D1WW64824L	155
D1WW64824R	155
D1WW74824L	155
D1WW74824R	155
D2H4824	248
D2H4836	248
D2H4848	248
D2H5124P	248
D2H5136P	248
D2H5148P	248
D2P1	60
DB120C (L or R)	277
DB1BD48SL	246
DB1BD48SR	246
DB1C 18 (L or R) 10	277
DB1C 24 (L or R) 10	277
DB1C 30 (L or R) 10	277
DB1C18 (L or R)	277
DB1C24 (L or R)	277
DB1C30 (L or R)	277
DB1CL 24R	294
DB1CL24L	294
DB1CL24S	294
DB1F18SP	277, 319
DB1F18TP	277, 319
DB1F24SP	277, 319
DB1F24TP	277, 319
DB1F30SP	277, 319
DB1F30TP	277, 319
DB1LS15A	295
DB1LS18A	295
DB1LS24A	295
DB1LS30A	295
DB1LS36A	295
DB1LSP15	294
DB1LSP18	294
DB1LSP24	294
DB1LSP30	294
DB1LSP36	294
DB1LSS15	294
DB1LSS18	294
DB1LSS24	294
DB1LSS30	294
DB1LSS36	294
DB1PSP15	294
DB1PSP18	294
DB1PSP19	294
DB1PSP24	294
DB1PSP30	294
DB1PSP36	294
DB1PWS24	278
DB1PWS30	278
DB1PWS36	278
DB1PWS42	278
DB1PWS48	278
DB1PWSL	277
DB1PWSL10	278

pattern no.	*page*
DB1PWSLWH	278
DB1PWSP	277
DB1PWSPWH	278
DB1PWSR	277
DB1PWSR10	278
DB1PWSRWH	278
DB1S CR	295
DB1SWSL	285
DB1SWSP	285
DB1SWSR	285
DB1TB	295
DB1U18	192, 195
DB1WR54	277, 319
DB1WR60	277, 319
DB1WR66	277, 319
DB1WR72	277, 319
DB2CL24L	294
DB2CL24LS	294
DB2CL24R	294
DB2CL24RS	294
DBSCR	295
DBSMLH	285
DBSMRH	285
DBVDC (L or R)	278
DD1 BPB30	316
DD1 BPB36	316
DD1 BPB42	316
DD1 BPB48	316
DD1 BPD54	316
DD1 BPD60	316
DD1 BPD66	316
DD1 BPD72	316
DD1 BPR36	316
DD1 BPR42	316
DD1 BPR48	316
DD1 BPR60	316
DD1 BPU72	316
DD1 BPV36	313
DD1 BPV42	313
DD1 BPV48	313
DD1 DIEU	315
DD1 EU18	315
DD1 EU24	315
DD1 EU30	315
DD1 FBPB30	317
DD1 FBPB36	317
DD1 FBPB42	317
DD1 FBPB48	317
DD1 FBPD54	317
DD1 FBPD60	317
DD1 FBPD66	317
DD1 FBPD72	317
DD1 FBPR36	317
DD1 FBPR42	317
DD1 FBPR48	317
DD1 FBPR60	317
DD1 FBPU72	317
DD1 FBPV36	313
DD1 FBPV42	313
DD1 FBPV48	313
DD1 IE30	315
DD1R CU6	312, 313
DD1S CU12	313
DD1TEU24	295
DD1TEU30	295

pattern no.	*page*
DD2B 3018N	314
DD2B 3618N	314
DD2B 3624N	314
DD2B 4218N	314
DD2B 4224N	314
DD2B 4818N	314
DD2B 4824N	314
DD2D L6024N	311
DD2D L6030N	311
DD2D L6624N	311
DD2D L6630N	311
DD2D L7224N	311
DD2D L7230N	311
DD2E 3618N	314
DD2E 3624N	314
DD2E 4218N	314
DD2E 4224N	314
DD2O L6036N	311
DD2O L6636N	311
DD2O L7236N	311
DD2P (L)3618N	314
DD2P (L)3624N	314
DD2P (L)4218N	314
DD2P (L)4224N	314
DD2P (L)4818N	314
DD2P (L)4824N	314
DD2S L6024N	311
DD2S L6030N	311
DD2S L6624N	311
DD2S L6630N	311
DD2S L7224N	311
DD2S L7230N	311
DD2VD 3624 N	312
DD2VD 4224 N	312
DD2VD 4824 N	312
DD2VL 3624 N	312
DD2VL 4224 N	312
DD2VL 4824 N	312
DD3 PS36	211
DD3 PS42	211
DD3 PS48	211
DD3 PS54	211
DD3 PS60	211
DD3 PS66	211
DD3 PS72	211
DDOCL110120(BB/WW/WS)	165
DDOCL11072(BB/WW/WS)	165
DDOCL21C120(BB/WW/WS)	165
DDOCL21C72(BB/WW/WS)	165
DDOOC110120 (BB/WW/WS)	167
DDOOC11072 (BB/WW/WS)	167
DDOOC21C120 (BB/WW/WS)	167
DDOOC21C72 (BB/WW/WS)	167
DDOTU110120(BB/WW/WS)	164
DDOTU11072(BB/WW/WS)	164
DDOTU21C120(BB/WW/WS)	164
DDOTU21C72(BB/WW/WS)	164
DE1	170, 171
DE1 FDP	162
DE12V BI56(L/R)	172
DE12V ERE56	175
DE1(2V) PCNPM	156
DE1(2V) PCWPM	156
DE12V RBI56	172
DE12VPA	170

pattern no.	*page*
DE18 B1NY1	176
DE18 BI144(L/R)	172
DE18 BI216(L/R)	172
DE18 BI288(L/R)	172
DE18 BI56	176
DE18 BI56(L/R)	172
DE18 CI144	173
DE18 CI288	175
DE18 ERE56	175
DE18 RBI144	172
DE18 RBI216	172
DE18 RBI288	172
DE18 RBI56	172
DE18 RBI56SF	176
DE1DATSHD	178
DE1DATSHDF	178
DE1DOR4	158
DE1DOR5	158
DE1DOR6	158
DE1DR1	158
DE1DR12V	158
DE1DR1C	158
DE1DR2	158
DE1DR22V	158
DE1DR2C	158
DE1DR3	158
DE1DR32V	158
DE1DR3C	158
DE1DR4	158
DE1DR42V	158
DE1DR4C	158
DE1DR5	158
DE1DR5C	158
DE1DR6	158
DE1DR6C	158
DE1E B1NY1	176
DE1E BI144(L/R)	172
DE1E BI216(L/R)	172
DE1E BI288(L/R)	172
DE1E BI56	176
DE1E BI56(L/R)	172
DE1E CI144	173
DE1E CI288	175
DE1E ERE56	175
DE1E RBI144	172
DE1E RBI216	173
DE1E RBI288	172
DE1E RBI56	172
DE1E RBI56SF	176
DE(1E,18,1T,12V) PM24	156
DE(1E,18,1T,12V) PM30	156
DE(1E,18,1T,12V) PM36	156
DE(1E,18,1T,12V) PM42	156
DE(1E,18,1T,12V) PM48	156
DE(1E,18,1T,12V) PM60	156
DE(1E,18,1T,12V) PMS24	156
DE(1E,18,1T,12V) PMS30	156
DE(1E,18,1T,12V) PMS36	156
DE(1E,18,1T,12V) PMS42	156
DE(1E,18,1T,12V) PMS48	156
DE(1E,18,1T,12V) PMS60	156
DE(1E,18,1T,12V,N) PJ18NP	157
DE(1E,18,1T,12V,N) PJ18WP	157
DE(1E,18,1T,12V,N) PJ24NP	157
DE(1E,18,1T,12V,N) PJ24WP	157

pattern no.	*page*
DE(1E,18,1T,12V,N) PJ30NP	157
DE(1E,18,1T,12V,N) PJ30WP	157
DE(1E,18,1T,12V,N) PJ36NP	157
DE(1E,18,1T,12V,N) PJ36WP	157
DE(1E,18,1T,12V,N) PJ42NP	157
DE(1E,18,1T,12V,N) PJ42WP	157
DE(1E,18,1T,12V,N) PJ48NP	157
DE(1E,18,1T,12V,N) PJ48WP	161, 171
DE(1E,18,1T,12V,N) PJ54 WP	157
DE(1E,18,1T,12V,N) PJ54WP	161, 171
DE(1E,18,1T,12V,N) PJ60 WP	157
DE(1E,18,1T,12V,N) PJ60WP	161, 171
DE(1E,18,1T,12V,N) PJ66 WP	157
DE(1E,18,1T,12V,N) PJ66WP	161
DE(1E,18,1T,12V,N) PJ72WP	157, 161
DE(1E,18,1T,12V,N) PJ78 WP	157
DE(1E,18,1T,12V,N) PJ78WP	161
DE(1E,18,1T,12V,N) PJ84WP	157, 161
DE(1E,18,1T,12V,N) PJ96WP	157
DE(1E,18,1T,N) PCNP	156
DE(1E,18,1T,N) PCWP	156
DE1(E,8,T,2V) PC21M	156, 170
DE1(E,8,T,2V) PJ15NP	157
DE1(E,8,T,2V) PJ15WP	157
DE1IPA	170
DE1SPA	170
DE1T B1NY1	176
DE1T BI144(L/R)	172
DE1T BI216(L/R)	172
DE1T BI288(L/R)	172
DE1T BI56	176
DE1T BI56(L/R)	172
DE1T CI144	173
DE1T CI288	175
DE1T ERE56	175
DE1T RBI144	172
DE1T RBI216	173
DE1T RBI288	172
DE1T RBI56	172
DE1T RBI56SF	176
DE1USB1H	160
DE1USB1V	160
DE1USB2H	160
DE1USB2V	160
DE1USB3H	160
DE1USB3V	160
DE1USB4H	160
DE1USB4V	160
DE1USB5H	160
DE1USB5V	160
DE1USB6H	160
DE1USB6V	160
DE1X ERE56	175
DE2	170, 171
DE2KC10	56, 159, 163
DE2V CI144	173
DE4CL202120(BB/WW/WS)	165
DE4CL20272(BB/WW/WS)	165
DE4CL202H(BB/WW/WS)	165
DE4CL210120(BB/WW/WS)	165
DE4CL21072(BB/WW/WS)	165
DE4CL210H(BB/WW/WS)	165
DE4CL311120(BB/WW/WS)	165
DE4CL31172(BB/WW/WS)	165
DE4CL311H(BB/WW/WS)	165

pattern no.	*page*
DE4CL412120(BB/WW/WS)	166
DE4CL41272(BB/WW/WS)	166
DE4CL412H(BB/WW/WS)	166
DE4OC202120 (BB/WW/WS)	167
DE4OC20272 (BB/WW/WS)	167
DE4OC202H (BB/WW/WS)	167
DE4OC210120 (BB/WW/WS)	167
DE4OC21072 (BB/WW/WS)	167
DE4OC210H (BB/WW/WS)	167
DE4OC311120 (BB/WW/WS)	167
DE4OC31172 (BB/WW/WS)	167
DE4OC311H (BB/WW/WS)	167
DE4OC412120 (BB/WW/WS)	168
DE4OC41272 (BB/WW/WS)	168
DE4OC412H (BB/WW/WS)	168
DE4TU202120(BB/WW/WS)	164
DE4TU20272(BB/WW/WS)	164
DE4TU202H(BB/WW/WS)	164
DE4TU210120(BB/WW/WS)	164
DE4TU21072(BB/WW/WS)	164
DE4TU210H(BB/WW/WS)	164
DE4TU311120(BB/WW/WS)	164
DE4TU31172(BB/WW/WS)	164
DE4TU311H(BB/WW/WS)	164
DE4TU412120(BB/WW/WS)	164
DE4TU41272(BB/WW/WS)	164
DE4TU412H(BB/WW/WS)	164
DE4WSME108	169
DE4WSME72	169
DE4WSMED108	169
DE4WSMED72	169
DE6 D FD P	163
DE6 D VPM	163
DE6 FDPF	162
DENBI144(L/R)	172
DENBI156(L/R)	172
DENBI216(L/R)	172
DENBI288(L/R)	172
DENBI56(L/R)	172
DENCI144	173
DENPM241	156
DENPM242	156
DENPM301	156
DENPM302	156
DENPM361	156
DENPM362	156
DENPM421	156
DENPM422	156
DENPM481	156
DENPM482	156
DENRBI144	172
DENRBI156	172
DENRBI216	172
DENRBI288	172
DENRBI56	172
DEODRA	159
DEODRA2	159
DEODRB	159
DEODRB2	159
DEODRC	159
DEODRC2	159
DEODRX	159
DEODRX2	159
DFFCUS	73
DFFELS	73
DFFERS	73
DFFEUD	73
DFFEUS	73
DFFSSS	73
DL3TC	196
DL4L17	196
DL4L31	196
DL4L44	196
DL4L58	196
DP	74, 75, 102, 103, 108, 109, 110
DP1	59
DP1 CG	113
DP1 CHB	113
DP1 CHP	113
DP1 TKC	178
DP1 VWG	178
DP1AR0714E	91
DP1AR0714H	86
DP1AR0714W	89
DP1AR0715E	91
DP1AR0715H	86
DP1AR0715W	89
DP1AR0717E	91
DP1AR0717H	86
DP1AR0717W	89
DP1AR0718E	91
DP1AR0718H	86
DP1AR0718W	89
DP1AR0723E	91
DP1AR0723H	86
DP1AR0723W	89
DP1AR0724E	91
DP1AR0724H	86
DP1AR0724W	89
DP1AR0729E	91
DP1AR0729H	86
DP1AR0729W	89
DP1AR0730E	91
DP1AR0730H	86
DP1AR0730W	89
DP1AR0735E	91
DP1AR0735H	86
DP1AR0735W	89
DP1AR0736E	91
DP1AR0736H	86
DP1AR0736W	89
DP1AR0741E	91
DP1AR0741H	86
DP1AR0741W	89
DP1AR0742E	91
DP1AR0742H	86
DP1AR0742W	89
DP1AR0747E	91
DP1AR0747H	86
DP1AR0747W	89
DP1AR0748E	91
DP1AR0748H	86
DP1AR0748W	89
DP1AR0750E	149
DP1AR0750H	144
DP1AR0750W	147
DP1AR0751E	149
DP1AR0751H	144
DP1AR0751W	147
DP1AR0753E	91
DP1AR0753H	86
DP1AR0753W	89
DP1AR0754E	91
DP1AR0754H	86
DP1AR0754W	89
DP1AR0756E	149
DP1AR0756H	144
DP1AR0756W	147
DP1AR0757E	149
DP1AR0757H	144
DP1AR0757W	147
DP1AR0759E	91
DP1AR0759H	86
DP1AR0759W	89
DP1AR0760E	91
DP1AR0760H	86
DP1AR0760W	89
DP1AR0762E	149
DP1AR0762H	144
DP1AR0762W	147
DP1AR0763E	149
DP1AR0763H	144
DP1AR0763W	147
DP1AR0765E	91
DP1AR0765H	86
DP1AR0765W	89
DP1AR0766E	91
DP1AR0766H	86
DP1AR0766W	89
DP1AR0768E	149
DP1AR0768H	144
DP1AR0768W	147
DP1AR0769E	149
DP1AR0769H	144
DP1AR0769W	147
DP1AR0771E	91
DP1AR0771H	86
DP1AR0771W	89
DP1AR0772E	91
DP1AR0772H	86
DP1AR0772W	89
DP1AR0774E	149
DP1AR0774H	144
DP1AR0774W	147
DP1AR0775E	149
DP1AR0775H	144
DP1AR0775W	147
DP1AR0777E	91
DP1AR0777H	86
DP1AR0777W	89
DP1AR0778E	91
DP1AR0778H	86
DP1AR0778W	89
DP1AR0780E	149
DP1AR0780H	144
DP1AR0780W	147
DP1AR0781E	149
DP1AR0781H	144
DP1AR0781W	147
DP1AR0783E	91
DP1AR0783H	86
DP1AR0783W	89
DP1AR0784E	91
DP1AR0784H	86
DP1AR0784W	89
DP1AR0786E	149
DP1AR0786H	144
DP1AR0786W	147
DP1AR0787E	149
DP1AR0787H	144
DP1AR0787W	147
DP1AR0789E	91
DP1AR0789H	86
DP1AR0789W	89
DP1AR0790E	91
DP1AR0790H	86
DP1AR0790W	89
DP1AR0792E	149
DP1AR0792H	144
DP1AR0792W	147
DP1AR0793E	149
DP1AR0793H	144
DP1AR0793W	147
DP1AR0795E	91
DP1AR0795H	86
DP1AR0795W	89
DP1AR0796E	91
DP1AR0796H	86
DP1AR0796W	89
DP1AR0798E	149
DP1AR0798H	144
DP1AR0798W	147
DP1AR0799E	149
DP1AR0799H	144
DP1AR0799W	147
DP1AR1414E	92
DP1AR1414H	87
DP1AR1414W	90
DP1AR1415E	92
DP1AR1415H	87
DP1AR1415W	90
DP1AR1417E	92
DP1AR1417H	87
DP1AR1417W	90
DP1AR1418E	92
DP1AR1418H	87
DP1AR1418W	90
DP1AR1423E	92
DP1AR1423H	87
DP1AR1423W	90
DP1AR1424E	92
DP1AR1424H	87
DP1AR1424W	90
DP1AR1429E	92
DP1AR1429H	87
DP1AR1429W	90
DP1AR1430E	92
DP1AR1430H	87
DP1AR1430W	90
DP1AR1435E	92
DP1AR1435H	87
DP1AR1435W	90
DP1AR1436E	92
DP1AR1436H	87
DP1AR1436W	90
DP1AR1441E	92
DP1AR1441H	87
DP1AR1441W	90
DP1AR1442E	92
DP1AR1442H	87

pattern no.	*page*
DP1AR1442W	90
DP1AR1447E	92
DP1AR1447H	87
DP1AR1447W	90
DP1AR1448E	92
DP1AR1448H	87
DP1AR1448W	90
DP1AR1450E	150
DP1AR1450H	145
DP1AR1450W	148
DP1AR1451E	150
DP1AR1451H	145
DP1AR1451W	148
DP1AR1453E	92
DP1AR1453H	87
DP1AR1453W	90
DP1AR1454E	92
DP1AR1454H	87
DP1AR1454W	90
DP1AR1456E	150
DP1AR1456H	145
DP1AR1456W	148
DP1AR1457E	150
DP1AR1457H	145
DP1AR1457W	148
DP1AR1459E	92
DP1AR1459H	87
DP1AR1459W	90
DP1AR1460E	92
DP1AR1460H	87
DP1AR1460W	90
DP1AR1462E	150
DP1AR1462H	145
DP1AR1462W	148
DP1AR1463E	150
DP1AR1463H	145
DP1AR1463W	148
DP1AR1465E	92
DP1AR1465H	87
DP1AR1465W	90
DP1AR1466E	92
DP1AR1466H	87
DP1AR1466W	90
DP1AR1468E	150
DP1AR1468H	145
DP1AR1468W	148
DP1AR1469E	150
DP1AR1469H	145
DP1AR1469W	148
DP1AR1471E	92
DP1AR1471H	87
DP1AR1471W	90
DP1AR1472E	92
DP1AR1472H	87
DP1AR1472W	90
DP1AR1474E	150
DP1AR1474H	145
DP1AR1474W	148
DP1AR1475E	150
DP1AR1475H	145
DP1AR1475W	148
DP1AR1477E	92
DP1AR1477H	87
DP1AR1477W	90
DP1AR1478E	92

pattern no.	*page*
DP1AR1478H	87
DP1AR1478W	90
DP1AR1480E	150
DP1AR1480H	145
DP1AR1480W	148
DP1AR1481E	150
DP1AR1481H	145
DP1AR1481W	148
DP1AR1483E	92
DP1AR1483H	87
DP1AR1483W	90
DP1AR1484E	92
DP1AR1484H	87
DP1AR1484W	90
DP1AR1486E	150
DP1AR1486H	145
DP1AR1486W	148
DP1AR1487E	150
DP1AR1487H	145
DP1AR1487W	148
DP1AR1489E	92
DP1AR1489H	87
DP1AR1489W	90
DP1AR1490E	92
DP1AR1490H	87
DP1AR1490W	90
DP1AR1492E	150
DP1AR1492H	145
DP1AR1492W	148
DP1AR1493E	150
DP1AR1493H	145
DP1AR1493W	148
DP1AR1495E	92
DP1AR1495H	87
DP1AR1495W	90
DP1AR1496E	92
DP1AR1496H	87
DP1AR1496W	90
DP1AR1498E	150
DP1AR1498H	145
DP1AR1498W	148
DP1AR1499E	150
DP1AR1499H	145
DP1AR1499W	148
DP1AR2114E	93
DP1AR2114H	88
DP1AR2115E	93
DP1AR2115H	88
DP1AR2117E	93
DP1AR2117H	88
DP1AR2118E	93
DP1AR2118H	88
DP1AR2123E	93
DP1AR2123H	88
DP1AR2124E	93
DP1AR2124H	88
DP1AR2129E	93
DP1AR2129H	88
DP1AR2130E	93
DP1AR2130H	88
DP1AR2135E	93
DP1AR2135H	88
DP1AR2136E	93
DP1AR2136H	88
DP1AR2141E	93

pattern no.	*page*
DP1AR2141H	88
DP1AR2142E	93
DP1AR2142H	88
DP1AR2147E	93
DP1AR2147H	88
DP1AR2148E	93
DP1AR2148H	88
DP1AR2150E	151
DP1AR2150H	146
DP1AR2151E	151
DP1AR2151H	146
DP1AR2153E	93
DP1AR2153H	88
DP1AR2154E	93
DP1AR2154H	88
DP1AR2156E	151
DP1AR2156H	146
DP1AR2157E	151
DP1AR2157H	146
DP1AR2159E	93
DP1AR2159H	88
DP1AR2160E	93
DP1AR2160H	88
DP1AR2162E	151
DP1AR2162H	146
DP1AR2163E	151
DP1AR2163H	146
DP1AR2165E	93
DP1AR2165H	88
DP1AR2166E	93
DP1AR2166H	88
DP1AR2168E	151
DP1AR2168H	146
DP1AR2169E	151
DP1AR2169H	146
DP1AR2171E	93
DP1AR2171H	88
DP1AR2172E	93
DP1AR2172H	88
DP1AR2174E	151
DP1AR2174H	146
DP1AR2175E	151
DP1AR2175H	146
DP1AR2177E	93
DP1AR2177H	88
DP1AR2178E	93
DP1AR2178H	88
DP1AR2180E	151
DP1AR2180H	146
DP1AR2181E	151
DP1AR2181H	146
DP1AR2183E	93
DP1AR2183H	88
DP1AR2184E	93
DP1AR2184H	88
DP1AR2186E	151
DP1AR2186H	146
DP1AR2187E	151
DP1AR2187H	146
DP1AR2189E	93
DP1AR2189H	88
DP1AR2190E	93
DP1AR2190H	88
DP1AR2192E	151
DP1AR2192H	146

pattern no.	*page*
DP1AR2193E	151
DP1AR2193H	146
DP1AR2195E	93
DP1AR2195H	88
DP1AR2196E	93
DP1AR2196H	88
DP1AR2198E	151
DP1AR2198H	146
DP1AR2199E	151
DP1AR2199H	146
DP1AU0714	84
DP1AU0715	84
DP1AU0717	84
DP1AU0718	84
DP1AU0723	84
DP1AU0724	84
DP1AU0729	84
DP1AU0730	84
DP1AU0735	84
DP1AU0736	84
DP1AU0741	84
DP1AU0742	84
DP1AU0747	84
DP1AU0748	84
DP1AU0750	142
DP1AU0751	142
DP1AU0753	84
DP1AU0754	84
DP1AU0756	142
DP1AU0757	142
DP1AU0759	84
DP1AU0760	84
DP1AU0762	142
DP1AU0763	142
DP1AU0765	84
DP1AU0766	84
DP1AU0768	142
DP1AU0769	142
DP1AU0771	84
DP1AU0772	84
DP1AU0774	142
DP1AU0775	142
DP1AU0777	84
DP1AU0778	84
DP1AU0780	142
DP1AU0781	142
DP1AU0783	84
DP1AU0784	84
DP1AU0786	142
DP1AU0787	142
DP1AU0789	84
DP1AU0790	84
DP1AU0792	142
DP1AU0793	142
DP1AU0795	84
DP1AU0796	84
DP1AU0798	142
DP1AU0799	142
DP1AU1414	85
DP1AU1415	85
DP1AU1417	85
DP1AU1418	85
DP1AU1423	85
DP1AU1424	85
DP1AU1429	85

pattern no.	*page*
DP1AU1430	85
DP1AU1435	85
DP1AU1436	85
DP1AU1441	85
DP1AU1442	85
DP1AU1447	85
DP1AU1448	85
DP1AU1450	143
DP1AU1451	143
DP1AU1453	85
DP1AU1454	85
DP1AU1456	143
DP1AU1457	143
DP1AU1459	85
DP1AU1460	85
DP1AU1462	143
DP1AU1463	143
DP1AU1465	85
DP1AU1466	85
DP1AU1468	143
DP1AU1469	143
DP1AU1471	85
DP1AU1472	85
DP1AU1474	143
DP1AU1475	143
DP1AU1477	85
DP1AU1478	85
DP1AU1480	143
DP1AU1481	143
DP1AU1483	85
DP1AU1484	85
DP1AU1486	143
DP1AU1487	143
DP1AU1489	85
DP1AU1490	85
DP1AU1492	143
DP1AU1493	143
DP1AU1495	85
DP1AU1496	85
DP1AU1498	143
DP1AU1499	143
DP1AUACE	127
DP1AUACH	127
DP1AUACW	127
DP1AUECTP	85, 143
DP1BCT18	179
DP1BCT24	179
DP1BCT30	179
DP1BCT36	179
DP1BCT42	179
DP1BCT48	179
DP1BCT60	179
DP1MBT24	62
DP1MBT30	62
DP1MBT36	62
DP1MBT42	62
DP1MBT48	62
DP1PT3	110
DP1PT4	110
DP1SO0818	55
DP1SO0824	55
DP1SO0830	55
DP1SO0836	55
DP1SO0842	55
DP1SO0848	55
DP1SO0860	55
DP1SO1015	50
DP1SO1018	50
DP1SO1018F	55
DP1SO1024	50
DP1SO1024F	55
DP1SO1030	50
DP1SO1030F	55
DP1SO1036	50
DP1SO1036F	55
DP1SO1042	50
DP1SO1042F	55
DP1SO1048	50
DP1SO1048F	55
DP1SO1060	50
DP1SO1060F	55
DP1SO1415	50
DP1SO1418	50
DP1SO1424	50
DP1SO1430	50
DP1SO1436	50
DP1SO1442	50
DP1SO1448	50
DP1SO1460	50
DP1SO2115	51
DP1SO2118	51
DP1SO2124	51
DP1SO2130	51
DP1SO2136	51
DP1SO2142	51
DP1SO2148	51
DP1SO2160	51
DP1SO2418	55
DP1SO2424	55
DP1SO2430	55
DP1SO2436	55
DP1SO2442	55
DP1SO2448	55
DP1SO2460	55
DP1SO2815	43, 51, 130
DP1SO2815CCF	134
DP1SO2818	43, 51, 130
DP1SO2818CCF	134
DP1SO2824	43, 51, 130
DP1SO2824CCF	134
DP1SO2830	43, 51, 130
DP1SO2830CCF	134
DP1SO2830EPEF	138
DP1SO2836	43, 51, 130
DP1SO2836CCF	134
DP1SO2836EPEF	138
DP1SO2842	43, 51, 130
DP1SO2842CCF	134
DP1SO2848	43, 51, 130
DP1SO2848CCF	134
DP1SO2848EPEF	138
DP1SO2860	43, 51, 130
DP1SO2860CCF	134
DP1SO2860EPEF	138
DP1SO2872RR*	43
DP1SO2884RR*	43
DP1SO2896RR*	43
DP1SO4215	43, 130
DP1SO4215CCF	134
DP1SO4218	43, 130
DP1SO4218CCF	134
DP1SO4224	43, 130
DP1SO4224CCF	134
DP1SO4230	43, 130
DP1SO4230CCF	134
DP1SO4230EPEF	138
DP1SO4236	43, 130
DP1SO4236CCF	134
DP1SO4236EPEF	138
DP1SO4242	43, 130
DP1SO4242CCF	134
DP1SO4248	43, 130
DP1SO4248CCF	134
DP1SO4248EPEF	138
DP1SO4260	43, 130
DP1SO4260CCF	134
DP1SO4260EPEF	138
DP1SO4272RR*	43
DP1SO4284RR*	43
DP1SO4296RR*	43
DP1SO5015	44, 131
DP1SO5015CCF	135
DP1SO5018	44, 131
DP1SO5018CCF	135
DP1SO5024	44, 131
DP1SO5024CCF	135
DP1SO5030	44, 131
DP1SO5030CCF	135
DP1SO5030EPEF	139
DP1SO5036	44, 131
DP1SO5036CCF	135
DP1SO5036EPEF	139
DP1SO5042	44, 131
DP1SO5042CCF	135
DP1SO5048	44, 131
DP1SO5048CCF	135
DP1SO5048EPEF	139
DP1SO5060	44, 131
DP1SO5060CCF	135
DP1SO5060EPEF	139
DP1SO5072RR*	44
DP1SO5084RR*	44
DP1SO5096RR*	44
DP1SO5715	45, 131
DP1SO5715CCF	135
DP1SO5718	45, 131
DP1SO5718CCF	135
DP1SO5724	45, 131
DP1SO5724CCF	135
DP1SO5730	45, 131
DP1SO5730CCF	135
DP1SO5730EPEF	139
DP1SO5736	45, 131
DP1SO5736CCF	135
DP1SO5736EPEF	139
DP1SO5742	45, 131
DP1SO5742CCF	135
DP1SO5748	45, 131
DP1SO5748CCF	135
DP1SO5748EPEF	139
DP1SO5760	45, 131
DP1SO5760CCF	135
DP1SO5760EPEF	139
DP1SO6415	45, 131
DP1SO6415CCF	135
DP1SO6418	45, 131
DP1SO6418CCF	135
DP1SO6424	45, 131
DP1SO6424CCF	135
DP1SO6430	45, 131
DP1SO6430CCF	135
DP1SO6430EPEF	139
DP1SO6436	45, 131
DP1SO6436CCF	135
DP1SO6436EPEF	139
DP1SO6442	45, 131
DP1SO6442CCF	135
DP1SO6448	45, 131
DP1SO6448CCF	135
DP1SO6448EPEF	139
DP1SO6460	45, 131
DP1SO6460CCF	135
DP1SO715	50
DP1SO718	50
DP1SO724	50
DP1SO730	50
DP1SO736	50
DP1SO742	50
DP1SO748	50
DP1SO760	50
DP1SO7815	45
DP1SO7818	45
DP1SO7824	45
DP1SO7830	45
DP1SO7836	45
DP1SO7842	45
DP1SO7848	45
DP1SOS15	52
DP1SOS18	52
DP1SOS24	52
DP1SOS30	52
DP1SOS36	52
DP1SOS42	52
DP1SOS48	52
DP1SOS60	52
DP1SOWH15	43, 130
DP1SOWH15CCF	134
DP1SOWH18	43, 130
DP1SOWH18CCF	134
DP1SOWH24	43, 130
DP1SOWH24CCF	134
DP1SOWH30	43, 130
DP1SOWH30CCF	134
DP1SOWH30EPEF	138
DP1SOWH36	43, 130
DP1SOWH36CCF	134
DP1SOWH36EPEF	138
DP1SOWH42	43, 130
DP1SOWH42CCF	134
DP1SOWH48	43, 130
DP1SOWH48CCF	134
DP1SOWH48EPEF	138
DP1SOWH60	43, 130
DP1SOWH60CCF	134
DP1SOWH60EPEF	138
DP1SOWH72RR*	43
DP1SOWH84RR*	43
DP1SOWH96RR*	43
DP1SW0724	72
DP1SW0730	72

pattern no.	page
DP1SW0736	72
DP1SW0742	72
DP1SW0748	72
DP1SW1424	72
DP1SW1430	72
DP1SW1436	72
DP1SW1442	72
DP1SW1448	72
DP1SW2124	72
DP1SW2130	72
DP1SW2136	72
DP1SW2142	72
DP1SW2148	72
DP1SW2824	72
DP1SW2830	72
DP1SW2836	72
DP1SW2842	72
DP1SW2848	72
DP1WT57	111
DP1WT64	111
DP1WT71	111
DP1WT78	111
DP1WTBTC15	111
DP1WTBTC18	111
DP1WTBTC24	111
DP1WTBTC30	111
DP1WTBTC36	111
DP1WTBTC42	111
DP1WTBTC48	111
DP1WTET57	111
DP1WTET64	111
DP1WTET71	111
DP1WTET78	111
DP1WTTC15	111
DP1WTTC18	111
DP1WTTC24	111
DP1WTTC30	111
DP1WTTC36	111
DP1WTTC42	111
DP1WTTC48	111
DP1WTTC54	111
DP1WTTC60	111
DP1WTTC66	111
DP1WTTC72	111
DP1WTTC78	111
DP1WTTC84	111
DP1WTTC90	111
DP1WTTC96	111
DP1WTTSB	112
DP2 STFL1418	41
DP2 STFL1424	41
DP2 STFL1430	41
DP2 STFL1436	41
DP2 STFL1442	41
DP2 STFL1448	41
DP2CHTP	113
DP2PMS36	110
DP2PMS42	110
DP2PMS50	110
DP2PMS57	110
DP2PMS64	110
DP2PMS78	110
DP2PRFIC15	113
DP2PRFN15	113
DP2PRFW15	113

pattern no.	page
DP2SOS15	52
DP2SOS18	52
DP2SOS24	52
DP2SOS30	52
DP2SOS36	52
DP2SOS42	52
DP2SOS48	52
DP2SOS60	52
DP2SOSC	52
DP2STF 2118	41
DP2STF 2124	41
DP2STF 2130	41
DP2STF 2136	41
DP2STF 2142	41
DP2STF 2148	41
DP2S(T/N)F 1418	41
DP2S(T/N)F 1424	41
DP2S(T/N)F 1430	41
DP2S(T/N)F 1436	41
DP2S(T/N)F 1442	41
DP2S(T/N)F 1448	41
DP2S(T/N)F 2818	41
DP2S(T/N)F 2824	41
DP2S(T/N)F 2830	41
DP2S(T/N)F 2836	41
DP2S(T/N)F 2842	41
DP2S(T/N)F 2848	41
DP3ESB	57, 69, 70, 71
DP3(L/V)10715	53
DP3(L/V)10718	53
DP3(L/V)10724	53
DP3(L/V)10730	53
DP3(L/V)10736	53
DP3(L/V)10742	53
DP3(L/V)10748	53
DP3(L/V)11015	53
DP3(L/V)11018	53
DP3(L/V)11024	53
DP3(L/V)11030	53
DP3(L/V)11036	53
DP3(L/V)11042	53
DP3(L/V)11048	53
DP3(L/V)11415	53
DP3(L/V)11415F	54
DP3(L/V)11418	53
DP3(L/V)11418F	54
DP3(L/V)11424	53
DP3(L/V)11424F	54
DP3(L/V)11430	53
DP3(L/V)11430F	54
DP3(L/V)11436	53
DP3(L/V)11436F	54
DP3(L/V)11442	53
DP3(L/V)11442F	54
DP3(L/V)11448	53
DP3(L/V)11448F	54
DP3(L/V)12115	53
DP3(L/V)12118	53
DP3(L/V)12124	53
DP3(L/V)12130	53
DP3(L/V)12136	53
DP3(L/V)12142	53
DP3(L/V)12148	53
DP3(L/V)12415	58
DP3(L/V)12415F	58

pattern no.	page
DP3(L/V)12418	58
DP3(L/V)12418F	58
DP3(L/V)12424	58
DP3(L/V)12424F	58
DP3(L/V)12430	58
DP3(L/V)12430F	58
DP3(L/V)12436	58
DP3(L/V)12436F	58
DP3(L/V)12442	58
DP3(L/V)12442F	58
DP3(L/V)12448	58
DP3(L/V)12448F	58
DP3(L/V)12815	46, 53, 132
DP3(L/V)12815CCF	136
DP3(L/V)12815F	47, 54
DP3(L/V)12818	46, 53, 132
DP3(L/V)12818CCF	136
DP3(L/V)12818F	47, 54
DP3(L/V)12824	46, 53, 132
DP3(L/V)12824CCF	136
DP3(L/V)12824F	47, 54
DP3(L/V)12830	46, 53, 132
DP3(L/V)12830CCF	136
DP3(L/V)12830EPEF	140
DP3(L/V)12830F	47, 54
DP3(L/V)12836	46, 53, 132
DP3(L/V)12836CCF	136
DP3(L/V)12836EPEF	140
DP3(L/V)12836F	47, 54
DP3(L/V)12842	46, 53, 132
DP3(L/V)12842CCF	136
DP3(L/V)12842F	47, 54
DP3(L/V)12848	46, 53, 132
DP3(L/V)12848CCF	136
DP3(L/V)12848EPEF	140
DP3(L/V)12848F	47, 54
DP3(L/V)12860EPEF	140
DP3(L/V)12872EPEF	140
DP3(L/V)12884EPEF	140
DP3(L/V)14215	46, 132
DP3(L/V)14215CCF	136
DP3(L/V)14215F	47
DP3(L/V)14218	46, 132
DP3(L/V)14218CCF	136
DP3(L/V)14218F	47
DP3(L/V)14224	46, 132
DP3(L/V)14224CCF	136
DP3(L/V)14224F	47
DP3(L/V)14230	46, 132
DP3(L/V)14230CCF	136
DP3(L/V)14230EPEF	140
DP3(L/V)14230F	47
DP3(L/V)14236	46, 132
DP3(L/V)14236CCF	136
DP3(L/V)14236EPEF	140
DP3(L/V)14236F	47
DP3(L/V)14242	46, 132
DP3(L/V)14242CCF	136
DP3(L/V)14242F	47
DP3(L/V)14248	46, 132
DP3(L/V)14248CCF	136
DP3(L/V)14248EPEF	140
DP3(L/V)14248F	47
DP3(L/V)14260EPEF	140
DP3(L/V)14272EPEF	140

pattern no.	page
DP3(L/V)14284EPEF	140
DP3(L/V)15015	48, 133
DP3(L/V)15015CCF	137
DP3(L/V)15015F	49
DP3(L/V)15018	48, 133
DP3(L/V)15018CCF	137
DP3(L/V)15018F	49
DP3(L/V)15024	48, 133
DP3(L/V)15024CCF	137
DP3(L/V)15024F	49
DP3(L/V)15030	48, 133
DP3(L/V)15030CCF	137
DP3(L/V)15030EPEF	141
DP3(L/V)15030F	49
DP3(L/V)15036	48, 133
DP3(L/V)15036CCF	137
DP3(L/V)15036EPEF	141
DP3(L/V)15036F	49
DP3(L/V)15042	48, 133
DP3(L/V)15042CCF	137
DP3(L/V)15042F	49
DP3(L/V)15048	48, 133
DP3(L/V)15048CCF	137
DP3(L/V)15048EPEF	141
DP3(L/V)15048F	49
DP3(L/V)15060EPEF	141
DP3(L/V)15072EPEF	141
DP3(L/V)15084EPEF	141
DP3(L/V)15715	48, 133
DP3(L/V)15715CCF	137
DP3(L/V)15715F	49
DP3(L/V)15718	48, 133
DP3(L/V)15718CCF	137
DP3(L/V)15718F	49
DP3(L/V)15724	48, 133
DP3(L/V)15724CCF	137
DP3(L/V)15724F	49
DP3(L/V)15730	48, 133
DP3(L/V)15730CCF	137
DP3(L/V)15730EPEF	141
DP3(L/V)15730F	49
DP3(L/V)15736	48, 133
DP3(L/V)15736CCF	137
DP3(L/V)15736EPEF	141
DP3(L/V)15736F	49
DP3(L/V)15742	48, 133
DP3(L/V)15742CCF	137
DP3(L/V)15742F	49
DP3(L/V)15748	48, 133
DP3(L/V)15748CCF	137
DP3(L/V)15748EPEF	141
DP3(L/V)15748F	49
DP3(L/V)15760EPEF	141
DP3(L/V)15772EPEF	141
DP3(L/V)15784EPEF	141
DP3(L/V)1WH15	46, 132
DP3(L/V)1WH15CCF	136
DP3(L/V)1WH15F	47
DP3(L/V)1WH18	46, 132
DP3(L/V)1WH18CCF	136
DP3(L/V)1WH18F	47
DP3(L/V)1WH24	46, 132
DP3(L/V)1WH24CCF	136
DP3(L/V)1WH24F	47
DP3(L/V)1WH30	46, 132

pattern no.	*page*
DP3(L/V)1WH30CCF	136
DP3(L/V)1WH30EPEF	140
DP3(L/V)1WH30F	47
DP3(L/V)1WH36	46, 132
DP3(L/V)1WH36CCF	136
DP3(L/V)1WH36EPEF	140
DP3(L/V)1WH36F	47
DP3(L/V)1WH42	46, 132
DP3(L/V)1WH42CCF	136
DP3(L/V)1WH42F	47
DP3(L/V)1WH48	46, 132
DP3(L/V)1WH48CCF	136
DP3(L/V)1WH48EPEF	140
DP3(L/V)1WH48F	47
DP3(L/V)1WH60EPEF	140
DP3(L/V)1WH72EPEF	140
DP3(L/V)1WH84EPEF	140
DP3MB	61, 62
DP3PSB	57, 66, 67, 68
DP3PWS14	110
DP3PWS21	110
DP3PWS28	110
DP3PWS36	110
DP3PWS42	110
DP3PWS50	110
DP3PWS57	110
DP3PWS64	110
DP3PWS71	110
DP3PWS78	110
DP3SS	57, 63, 64, 65
DP3V16415	48
DP3V16415F	49
DP3V16418	48
DP3V16418F	49
DP3V16424	48
DP3V16424F	49
DP3V16430	48
DP3V16430F	49
DP3V16436	48
DP3V16436F	49
DP3V16442	48
DP3V16442F	49
DP3V16448	48
DP3V16448F	49
DP3V16460	48
DP3V16460F	49
DP5(C/V/U)PT29CP	129
DP5(C/V/U)PT30CP	129
DP5(C/V/U)PT35CP	129
DP5(C/V/U)PT36CP	129
DP5(C/V/U)PT47CP	129
DP5(C/V/U)PT48CP	129
DP5(C/V/U)PT59CP	129
DP5(C/V/U)PT60CP	129
DP5(C/V/U)PT71CP	129
DP5(C/V/U)PT72CP	129
DP5(C/V/U)PT83CP	129
DP5(C/V/U)PT84CP	129
DP5(C/V/U)PT95CP	129
DP5(C/V/U)PT96CP	129
DP5PEG36F	102
DP5PEG42	102
DP5PEG50	102
DP5PEG57	102
DP5PEG78	102

pattern no.	*page*
DP5PEGG08	105
DP5PEGG14	105
DP5PEGG22	105
DP5PEGG28	105
DP5PEGG36	105
DP5PEGG42H	105
DP5PEGGWH36	105
DP5PEGGWH42	105
DP5PEGGWH50	105
DP5PEGGWH57	105
DP5PEGGWH64	105
DP5PEGGWH78	105
DP5PEGN08	104
DP5PEGN14	104
DP5PEGN22	104
DP5PEGN28	104
DP5PEGN36	104
DP5PEGN42H	104
DP5PEGNWH36	104
DP5PEGNWH42	104
DP5PEGNWH50	104
DP5PEGNWH57	104
DP5PEGNWH64	104
DP5PEGNWH78	104
DP5PEGWH	102
DP5PEGWHS14	102
DP5PEGWHS21	102
DP5PEGWHS28	102
DP5PENG08	106
DP5PENG14	106
DP5PENG22	106
DP5PENG28	106
DP5PENG36	106
DP5PENG42H	106
DP5PENGWH36	106
DP5PENGWH42	106
DP5PENGWH50	106
DP5PENGWH57	106
DP5PENGWH64	106
DP5PENGWH78	106
DP5PG64	102
DP6PE08	107
DP6PE14	107
DP6PE22	107
DP6PE28	107
DP6PE36	107
DP6PE36F	107
DP6PE42	107
DP6PE42H	107
DP6PE50	107
DP6PE57	107
DP6PE64	107
DP6PE78	107
DP6PEWH	107
DP6PEWH36	107
DP6PEWH42	107
DP6PEWH50	107
DP6PEWH57	107
DP6PEWH64	107
DP6PEWH78	107
DP6PEWHS14	107
DP6PEWHS21	107
DP6PEWHS28	107
DP71RCT18	179
DP71RCT24	179

pattern no.	*page*
DP71RCT30	179
DP71RCT36	179
DP71RCT42	179
DP71RCT48	179
DP71RCT60	179
DP72RCT18	179
DP72RCT24	179
DP72RCT30	179
DP72RCT36	179
DP72RCT42	179
DP72RCT48	179
DP72RCT60	179
DP7BF	99
DP7CERK	176
DP7HIRKD24	177
DP7HIRKD30	177
DP7HIRKD36	177
DP7HIRKD42	177
DP7HIRKD48	177
DP7HIRKD60	177
DP7HIRKS24	177
DP7HIRKS30	177
DP7HIRKS36	177
DP7HIRKS42	177
DP7HIRKS48	177
DP7HIRKS60	177
DP7HLCWH	98
DP7HRRKD24	177
DP7HRRKD30	177
DP7HRRKD36	177
DP7HRRKD42	177
DP7HRRKD48	177
DP7HRRKD60	177
DP7HRRKS24	177
DP7HRRKS30	177
DP7HRRKS36	177
DP7HRRKS42	177
DP7HRRKS48	177
DP7HRRKS60	177
DP7PP36S	174
DP7PP36T	174
DP7PP42S	174
DP7PP42T	174
DP7PP50S	174
DP7PP50T	174
DP7PP57S	174
DP7PP57T	174
DP7PP64S	174
DP7PP64T	174
DP7PP78S	174
DP7PP78T	174
DP7RCCH24	177
DP7RCCH30	177
DP7RCCH36	177
DP7RCCH42	177
DP7RCCH48	177
DP7RCCH60	177
DP7S	77, 78, 79, 80
DP7SS	81, 83
DP7SWTFK24	76
DP7SWTFK30	76
DP7SWTFK36	76
DP7SWTFK42	76
DP7SWTFK48	76
DP7SWTFKD	76

pattern no.	*page*
DP8	37, 38, 39
DP8120PC08S	154
DP8120PC14S	154
DP8120PC22S	154
DP8120PC28S	154
DP8120PC36S	154
DP8120PC36SF	154
DP8120PC42S	154
DP8120PC42SH	154
DP8120PC50S	154
DP8120PC57S	154
DP8120PC64S	154
DP8120PC78S	154
DP8120PO36	154
DP8120PO42	154
DP8120PO50	154
DP8120PO57	154
DP8120PO64	154
DP8120PO78	154
DP8120SPO 14	153
DP8120SPO 21	153
DP8120SPO 28	153
DP8BC18K	55
DP8BC24K	55
DP8BC30K	55
DP8BC36K	55
DP8BC42K	55
DP8BC48K	55
DP8BC60K	55
DP8CBBFR4218	34
DP8CBBFR4224	34
DP8CBBFR4230	34
DP8CBBFR4236	34
DP8CBBFR4242	34
DP8CBBFR4248	34
DP8CBBFR4260	34
DP8CBBFR5018	34
DP8CBBFR5024	34
DP8CBBFR5030	34
DP8CBBFR5036	34
DP8CBBFR5042	34
DP8CBBFR5048	34
DP8CBBFR5060	34
DP8CBBFR5718	35
DP8CBBFR5724	35
DP8CBBFR5730	35
DP8CBBFR5736	35
DP8CBBFR5742	35
DP8CBBFR5748	35
DP8CBBFR5760	35
DP8CBBFR6418	35
DP8CBBFR6424	35
DP8CBBFR6430	35
DP8CBBFR6436	35
DP8CBBFR6442	35
DP8CBBFR6448	35
DP8CBBFR6460	35
DP8CBBFR7818	36
DP8CBBFR7824	36
DP8CBBFR7830	36
DP8CBBFR7836	36
DP8CBBFR7842	36
DP8CBBFR7848	36
DP8CBBRR4218	32
DP8CBBRR4224	32

pattern no.	*page*
DP8CBBRR4230	32
DP8CBBRR4236	32
DP8CBBRR4242	32
DP8CBBRR4248	32
DP8CBBRR4260	32
DP8CBBRR5018	32
DP8CBBRR5024	32
DP8CBBRR5030	32
DP8CBBRR5036	32
DP8CBBRR5042	32
DP8CBBRR5048	32
DP8CBBRR5060	32
DP8CBBRR5718	33
DP8CBBRR5724	33
DP8CBBRR5730	33
DP8CBBRR5736	33
DP8CBBRR5742	33
DP8CBBRR5748	33
DP8CBBRR5760	33
DP8CBBRR6418	33
DP8CBBRR6424	33
DP8CBBRR6430	33
DP8CBBRR6436	33
DP8CBBRR6442	33
DP8CBBRR6448	33
DP8CBBRR6460	33
DP8CBBRR7818	33
DP8CBBRR7824	33
DP8CBBRR7830	33
DP8CBBRR7836	33
DP8CBBRR7842	33
DP8CBBRR7848	33
DP8CMMFR3615	13
DP8CMMFR3618	13
DP8CMMFR3624	13
DP8CMMFR3630	13
DP8CMMFR3636	13
DP8CMMFR3642	13
DP8CMMFR3648	13
DP8CMMFR3660	13
DP8CMMFR4215	13
DP8CMMFR4218	13
DP8CMMFR4224	13
DP8CMMFR4230	13
DP8CMMFR4236	13
DP8CMMFR4242	13
DP8CMMFR4248	13
DP8CMMFR4260	13
DP8CMMFR5015	14
DP8CMMFR5018	14
DP8CMMFR5024	14
DP8CMMFR5030	14
DP8CMMFR5036	14
DP8CMMFR5042	14
DP8CMMFR5048	14
DP8CMMFR5060	14
DP8CMMFR5715	14
DP8CMMFR5718	14
DP8CMMFR5724	14
DP8CMMFR5730	14
DP8CMMFR5736	14
DP8CMMFR5742	14
DP8CMMFR5748	14
DP8CMMFR5760	14
DP8CMMFR6415	14
DP8CMMFR6418	14
DP8CMMFR6424	14
DP8CMMFR6430	14
DP8CMMFR6436	14
DP8CMMFR6442	14
DP8CMMFR6448	14
DP8CMMFR6460	14
DP8CMMFR7815	15
DP8CMMFR7818	15
DP8CMMFR7824	15
DP8CMMFR7830	15
DP8CMMFR7836	15
DP8CMMFR7842	15
DP8CMMFR7848	15
DP8CMMFRWH15	13
DP8CMMFRWH18	13
DP8CMMFRWH24	13
DP8CMMFRWH30	13
DP8CMMFRWH36	13
DP8CMMFRWH42	13
DP8CMMFRWH48	13
DP8CMMFRWH60	13
DP8CMMLL3618	11
DP8CMMLL3624	11
DP8CMMLL3630	11
DP8CMMLL3636	11
DP8CMMLL3642	11
DP8CMMLL3648	11
DP8CMMLL3660	11
DP8CMMLL4218	11
DP8CMMLL4224	11
DP8CMMLL4230	11
DP8CMMLL4236	11
DP8CMMLL4242	11
DP8CMMLL4248	11
DP8CMMLL4260	11
DP8CMMLL5018	11
DP8CMMLL5024	11
DP8CMMLL5030	11
DP8CMMLL5036	11
DP8CMMLL5042	11
DP8CMMLL5048	11
DP8CMMLL5060	11
DP8CMMLL5718	12
DP8CMMLL5724	12
DP8CMMLL5730	12
DP8CMMLL5736	12
DP8CMMLL5742	12
DP8CMMLL5748	12
DP8CMMLL5760	12
DP8CMMLL6418	12
DP8CMMLL6424	12
DP8CMMLL6430	12
DP8CMMLL6436	12
DP8CMMLL6442	12
DP8CMMLL6448	12
DP8CMMLL6460	12
DP8CMMLL7818	12
DP8CMMLL7824	12
DP8CMMLL7830	12
DP8CMMLL7836	12
DP8CMMLL7842	12
DP8CMMLL7848	12
DP8CMMLLWH18	11
DP8CMMLLWH24	11
DP8CMMLLWH30	11
DP8CMMLLWH36	11
DP8CMMLLWH42	11
DP8CMMLLWH48	11
DP8CMMLLWH60	11
DP8CMMRR3615	8
DP8CMMRR3618	8
DP8CMMRR3624	8
DP8CMMRR3630	8
DP8CMMRR3636	8
DP8CMMRR3642	8
DP8CMMRR3648	8
DP8CMMRR3660	8
DP8CMMRR3672RR*	8
DP8CMMRR3684RR*	8
DP8CMMRR3696RR*	8
DP8CMMRR4215	9
DP8CMMRR4218	9
DP8CMMRR4224	9
DP8CMMRR4230	9
DP8CMMRR4236	9
DP8CMMRR4242	9
DP8CMMRR4248	9
DP8CMMRR4260	9
DP8CMMRR4272RR*	9
DP8CMMRR4284RR*	9
DP8CMMRR4296RR*	9
DP8CMMRR5015	9
DP8CMMRR5018	9
DP8CMMRR5024	9
DP8CMMRR5030	9
DP8CMMRR5036	9
DP8CMMRR5042	9
DP8CMMRR5048	9
DP8CMMRR5060	9
DP8CMMRR5072RR*	9
DP8CMMRR5084RR*	9
DP8CMMRR5096RR*	9
DP8CMMRR5715	10
DP8CMMRR5718	10
DP8CMMRR5724	10
DP8CMMRR5730	10
DP8CMMRR5736	10
DP8CMMRR5742	10
DP8CMMRR5748	10
DP8CMMRR5760	10
DP8CMMRR6415	10
DP8CMMRR6418	10
DP8CMMRR6424	10
DP8CMMRR6430	10
DP8CMMRR6436	10
DP8CMMRR6442	10
DP8CMMRR6448	10
DP8CMMRR6460	10
DP8CMMRR7815	10
DP8CMMRR7818	10
DP8CMMRR7824	10
DP8CMMRR7830	10
DP8CMMRR7836	10
DP8CMMRR7842	10
DP8CMMRR7848	10
DP8CMMRRWH15	8
DP8CMMRRWH18	8
DP8CMMRRWH24	8
DP8CMMRRWH30	8
DP8CMMRRWH36	8
DP8CMMRRWH42	8
DP8CMMRRWH48	8
DP8CMMRRWH60	8
DP8CMMRRWH72RR*	8
DP8CMMRRWH84RR*	8
DP8CMMRRWH96RR*	8
DP8CPAG3625	95
DP8CPAG3635	95
DP8CPAG3645	95
DP8CPAG4225	95
DP8CPAG4235	95
DP8CPAG4245	95
DP8CPAG5025	95
DP8CPAG5035	95
DP8CPAG5045	95
DP8CPAG5725	95
DP8CPAG5735	95
DP8CPAG5745	95
DP8CPAG6425	95
DP8CPAG6435	95
DP8CPAG6445	95
DP8CPAG7825	95
DP8CPAG7835	95
DP8CPAG7845	95
DP8CPAGWH25	95
DP8CPAGWH35	95
DP8CPAGWH45	95
DP8CPPFR4215	29
DP8CPPFR4218	29
DP8CPPFR4224	29
DP8CPPFR4230	29
DP8CPPFR4236	29
DP8CPPFR4242	29
DP8CPPFR4248	29
DP8CPPFR4260	29
DP8CPPFR5015	29
DP8CPPFR5018	29
DP8CPPFR5024	29
DP8CPPFR5030	29
DP8CPPFR5036	29
DP8CPPFR5042	29
DP8CPPFR5048	29
DP8CPPFR5060	29
DP8CPPFR5715	30
DP8CPPFR5718	30
DP8CPPFR5724	30
DP8CPPFR5730	30
DP8CPPFR5736	30
DP8CPPFR5742	30
DP8CPPFR5748	30
DP8CPPFR5760	30
DP8CPPFR6415	30
DP8CPPFR6418	30
DP8CPPFR6424	30
DP8CPPFR6430	30
DP8CPPFR6436	30
DP8CPPFR6442	30
DP8CPPFR6448	30
DP8CPPFR6460	30
DP8CPPFR7815	31
DP8CPPFR7818	31
DP8CPPFR7824	31
DP8CPPFR7830	31
DP8CPPFR7836	31

pattern no.	*page*
DP8CPPFR7842	31
DP8CPPFR7848	31
DP8CPPLL4218	26
DP8CPPLL4224	26
DP8CPPLL4230	26
DP8CPPLL4236	26
DP8CPPLL4242	26
DP8CPPLL4248	26
DP8CPPLL4260	26
DP8CPPLL5018	26
DP8CPPLL5024	26
DP8CPPLL5030	26
DP8CPPLL5036	26
DP8CPPLL5042	26
DP8CPPLL5048	26
DP8CPPLL5060	26
DP8CPPLL5718	27
DP8CPPLL5724	27
DP8CPPLL5730	27
DP8CPPLL5736	27
DP8CPPLL5742	27
DP8CPPLL5748	27
DP8CPPLL5760	27
DP8CPPLL6418	27
DP8CPPLL6424	27
DP8CPPLL6430	27
DP8CPPLL6436	27
DP8CPPLL6442	27
DP8CPPLL6448	27
DP8CPPLL6460	27
DP8CPPLL7818	28
DP8CPPLL7824	28
DP8CPPLL7830	28
DP8CPPLL7836	28
DP8CPPLL7842	28
DP8CPPLL7848	28
DP8CPPRR4215	23
DP8CPPRR4218	23
DP8CPPRR4224	23
DP8CPPRR4230	23
DP8CPPRR4236	23
DP8CPPRR4242	23
DP8CPPRR4248	23
DP8CPPRR4260	23
DP8CPPRR5015	23
DP8CPPRR5018	23
DP8CPPRR5024	23
DP8CPPRR5030	23
DP8CPPRR5036	23
DP8CPPRR5042	23
DP8CPPRR5048	23
DP8CPPRR5060	23
DP8CPPRR5715	24
DP8CPPRR5718	24
DP8CPPRR5724	24
DP8CPPRR5730	24
DP8CPPRR5736	24
DP8CPPRR5742	24
DP8CPPRR5748	24
DP8CPPRR5760	24
DP8CPPRR6415	24
DP8CPPRR6418	24
DP8CPPRR6424	24
DP8CPPRR6430	24
DP8CPPRR6436	24
DP8CPPRR6442	24
DP8CPPRR6448	24
DP8CPPRR6460	24
DP8CPPRR7815	25
DP8CPPRR7818	25
DP8CPPRR7824	25
DP8CPPRR7830	25
DP8CPPRR7836	25
DP8CPPRR7842	25
DP8CPPRR7848	25
DP8CPTCPG5	128
DP8CPTCPHG5	128
DP8CPTG15	99
DP8CPTG25	99
DP8CPTG35	99
DP8CPTG45	99
DP8CPTGS5	99
DP8CTTFR3615	20
DP8CTTFR3618	20
DP8CTTFR3624	20
DP8CTTFR3630	20
DP8CTTFR3636	20
DP8CTTFR3642	20
DP8CTTFR3648	20
DP8CTTFR3660	20
DP8CTTFR4215	20
DP8CTTFR4218	20
DP8CTTFR4224	20
DP8CTTFR4230	20
DP8CTTFR4236	20
DP8CTTFR4242	20
DP8CTTFR4248	20
DP8CTTFR4260	20
DP8CTTFR5015	21
DP8CTTFR5018	21
DP8CTTFR5024	21
DP8CTTFR5030	21
DP8CTTFR5036	21
DP8CTTFR5042	21
DP8CTTFR5048	21
DP8CTTFR5060	21
DP8CTTFR5715	21
DP8CTTFR5718	21
DP8CTTFR5724	21
DP8CTTFR5730	21
DP8CTTFR5736	21
DP8CTTFR5742	21
DP8CTTFR5748	21
DP8CTTFR5760	21
DP8CTTFR6415	22
DP8CTTFR6418	22
DP8CTTFR6424	22
DP8CTTFR6430	22
DP8CTTFR6436	22
DP8CTTFR6442	22
DP8CTTFR6448	22
DP8CTTFR6460	22
DP8CTTFR7815	22
DP8CTTFR7818	22
DP8CTTFR7824	22
DP8CTTFR7830	22
DP8CTTFR7836	22
DP8CTTFR7842	22
DP8CTTFR7848	22
DP8CTTLL3618	18
DP8CTTLL3624	18
DP8CTTLL3630	18
DP8CTTLL3636	18
DP8CTTLL3642	18
DP8CTTLL3648	18
DP8CTTLL3660	18
DP8CTTLL4218	18
DP8CTTLL4224	18
DP8CTTLL4230	18
DP8CTTLL4236	18
DP8CTTLL4242	18
DP8CTTLL4248	18
DP8CTTLL4260	18
DP8CTTLL5018	18
DP8CTTLL5024	18
DP8CTTLL5030	18
DP8CTTLL5036	18
DP8CTTLL5042	18
DP8CTTLL5048	18
DP8CTTLL5060	18
DP8CTTLL5718	19
DP8CTTLL5724	19
DP8CTTLL5730	19
DP8CTTLL5736	19
DP8CTTLL5742	19
DP8CTTLL5748	19
DP8CTTLL5760	19
DP8CTTLL6418	19
DP8CTTLL6424	19
DP8CTTLL6430	19
DP8CTTLL6436	19
DP8CTTLL6442	19
DP8CTTLL6448	19
DP8CTTLL6460	19
DP8CTTLL7818	19
DP8CTTLL7824	19
DP8CTTLL7830	19
DP8CTTLL7836	19
DP8CTTLL7842	19
DP8CTTLL7848	19
DP8CTTRR3615	16
DP8CTTRR3618	16
DP8CTTRR3624	16
DP8CTTRR3630	16
DP8CTTRR3636	16
DP8CTTRR3642	16
DP8CTTRR3648	16
DP8CTTRR3660	16
DP8CTTRR4215	16
DP8CTTRR4218	16
DP8CTTRR4224	16
DP8CTTRR4230	16
DP8CTTRR4236	16
DP8CTTRR4242	16
DP8CTTRR4248	16
DP8CTTRR4260	16
DP8CTTRR5015	16
DP8CTTRR5018	16
DP8CTTRR5024	16
DP8CTTRR5030	16
DP8CTTRR5036	16
DP8CTTRR5042	16
DP8CTTRR5048	16
DP8CTTRR5060	16
DP8CTTRR5715	17
DP8CTTRR5718	17
DP8CTTRR5724	17
DP8CTTRR5730	17
DP8CTTRR5736	17
DP8CTTRR5742	17
DP8CTTRR5748	17
DP8CTTRR5760	17
DP8CTTRR6415	17
DP8CTTRR6418	17
DP8CTTRR6424	17
DP8CTTRR6430	17
DP8CTTRR6436	17
DP8CTTRR6442	17
DP8CTTRR6448	17
DP8CTTRR6460	17
DP8CTTRR7815	17
DP8CTTRR7818	17
DP8CTTRR7824	17
DP8CTTRR7830	17
DP8CTTRR7836	17
DP8CTTRR7842	17
DP8CTTRR7848	17
DP8(C/V/U)120PA362	152
DP8(C/V/U)120PA363	152
DP8(C/V/U)120PA422	152
DP8(C/V/U)120PA423	152
DP8(C/V/U)120PA502	152
DP8(C/V/U)120PA503	152
DP8(C/V/U)120PA572	152
DP8(C/V/U)120PA573	152
DP8(C/V/U)120PA642	152
DP8(C/V/U)120PA643	152
DP8(C/V/U)120PA782	152
DP8(C/V/U)120PA783	152
DP8(C/V/U)120PAG362	152
DP8(C/V/U)120PAG363	152
DP8(C/V/U)120PAG422	152
DP8(C/V/U)120PAG423	152
DP8(C/V/U)120PAG502	152
DP8(C/V/U)120PAG503	152
DP8(C/V/U)120PAG572	152
DP8(C/V/U)120PAG573	152
DP8(C/V/U)120PAG642	152
DP8(C/V/U)120PAG643	152
DP8(C/V/U)120PAG782	152
DP8(C/V/U)120PAG783	152
DP8(C/V/U)120PT1	154
DP8(C/V/U)120PT2	154
DP8(C/V/U)120PT3	154
DP8(C/V/U)120PTG1	154
DP8(C/V/U)120PTG2	154
DP8(C/V/U)120PTG3	154
DP8(C/V/U)PA362	94
DP8(C/V/U)PA363	94
DP8(C/V/U)PA364	94
DP8(C/V/U)PA422	94
DP8(C/V/U)PA423	94
DP8(C/V/U)PA424	94
DP8(C/V/U)PA502	94
DP8(C/V/U)PA503	94
DP8(C/V/U)PA504	94
DP8(C/V/U)PA572	94
DP8(C/V/U)PA573	94
DP8(C/V/U)PA574	94
DP8(C/V/U)PA642	94

pattern no.	page
DP8(C/V/U)PA643	94
DP8(C/V/U)PA644	94
DP8(C/V/U)PA782	94
DP8(C/V/U)PA783	94
DP8(C/V/U)PA784	94
DP8(C/V/U)PAWH2	94
DP8(C/V/U)PAWH3	94
DP8(C/V/U)PAWH4	94
DP8(C/V/U)PO362	97
DP8(C/V/U)PO363	96
DP8(C/V/U)PO364	96
DP8(C/V/U)PO36CPF	128
DP8(C/V/U)PO36S	97
DP8(C/V/U)PO422	97
DP8(C/V/U)PO423	96
DP8(C/V/U)PO424	96
DP8(C/V/U)PO42CPF	128
DP8(C/V/U)PO42S	97
DP8(C/V/U)PO502	97
DP8(C/V/U)PO503	96
DP8(C/V/U)PO504	96
DP8(C/V/U)PO50CPF	128
DP8(C/V/U)PO50S	97
DP8(C/V/U)PO572	97
DP8(C/V/U)PO573	96
DP8(C/V/U)PO574	96
DP8(C/V/U)PO57CPF	128
DP8(C/V/U)PO57S	97
DP8(C/V/U)PO642	97
DP8(C/V/U)PO643	96
DP8(C/V/U)PO644	96
DP8(C/V/U)PO64CPF	128
DP8(C/V/U)PO64S	97
DP8(C/V/U)PO782	97
DP8(C/V/U)PO783	96
DP8(C/V/U)PO784	96
DP8(C/V/U)PO78S	97
DP8(C/V/U)POWH2	97
DP8(C/V/U)POWH3	96
DP8(C/V/U)POWH4	96
DP8(C/V/U)POWHCPF	128
DP8(C/V/U)POWHS	97
DP8(C/V/U)PT1	98
DP8(C/V/U)PT2	98
DP8(C/V/U)PT3	98
DP8(C/V/U)PT4	98
DP8(C/V/U)PTCP	128
DP8(C/V/U)PTCPH	128
DP8(C/V/U)PTS	98
DP8HLC	99
DP8PBR	40
DP8PBRN15	40
DP8PC07	100
DP8PC07UH	101
DP8PC106	100
DP8PC1062	100
DP8PC14	100
DP8PC14UH	101
DP8PC21	101
DP8PC21UH	101
DP8PC28	101
DP8PC28UH	101
DP8PC36	100, 101
DP8PC362	100
DP8PC36U	101

pattern no.	page
DP8PC42	100, 101
DP8PC422	100
DP8PC42U	101
DP8PC50	100
DP8PC502	100
DP8PC50U	101
DP8PC57	100
DP8PC572	100
DP8PC57U	101
DP8PC64	100
DP8PC642	100
DP8PC64U	101
DP8PC71	100
DP8PC712	100
DP8PC78	100
DP8PC782	100
DP8PC78U	101
DP8PC85	100
DP8PC852	100
DP8PC92	100
DP8PC922	100
DP8PC99	100
DP8PC992	100
DP8PCWH	100
DP8PCWH2	100
DP8PCWH36	101
DP8PCWH42	101
DP8PCWH50	101
DP8PCWH57	101
DP8PCWH64	101
DP8PCWH78	101
DP8PCWHS14	100
DP8PCWHS142	100
DP8PCWHS21	100
DP8PCWHS212	100
DP8PCWHS28	100
DP8PCWHS282	100
DP8PCWHU	101
DP8PO36	96
DP8PO42	96
DP8PO50	96
DP8PO57	96
DP8PO64	96
DP8PO78	96
DP8POWH	96
DP8PPC	99
DP8PRFN24	82
DP8PRFN30	82
DP8PRFN36	82
DP8PRFN42	82
DP8PRFN48	82
DP8PRFN60	82
DP8SPO14	97
DP8SPO21	97
DP8SPO28	98
DPGPCG	126
DPGPFF	126
DPGPPB(L/R)	126
DPRD15736(L/R)L	74
DPRD15736(L/R)N	74
DPRD15742(L/R)L	74
DPRD15742(L/R)N	74
DPRD15748(L/R)L	74
DPRD15748(L/R)N	74
DPRD16436(L/R)L	74

pattern no.	page
DPRD16436(L/R)N	74
DPRD16442(L/R)L	74
DPRD16442(L/R)N	74
DPRD16448(L/R)L	74
DPRD16448(L/R)N	74
DPRD17836(L/R)L	74
DPRD17836(L/R)N	74
DPRD17842(L/R)L	74
DPRD17842(L/R)N	74
DPRD17848(L/R)L	74
DPRD17848(L/R)N	74
DPRD1JPM	75
DPRD1SSB	75
DPS7V1418	42
DPS7V1424	42
DPS7V1430	42
DPS7V1436	42
DPS7V1442	42
DPS7V1448	42
DPS7V1460	42
DPS7V2118	42
DPS7V2124	42
DPS7V2130	42
DPS7V2136	42
DPS7V2142	42
DPS7V2148	42
DPS7V2160	42
DPS7V2818	42
DPS7V2824	42
DPS7V2830	42
DPS7V2836	42
DPS7V2842	42
DPS7V2848	42
DPS7V2860	42
DS1 OHL	195
DS1 VD	195, 210
DS1BS 24	194
DS1BS 30	194
DS1BS 36	194
DS1BS 42	194
DS1BS 48	194
DS1BS 54	194
DS1BS 60	194
DS1BS 66	194
DS1BS 72	194
DS1DWDPL	198
DS1EAKIT	180
DS1LKKT	198
DS1PBD	198, 318
DS1PFD	198, 318
DS1PFS	198, 318
DS1PST	198, 318
DS1S 24	193
DS1S 30	193
DS1S 36	193
DS1S 42	193
DS1S 48	193
DS1S 54	193
DS1S 60	193
DS1S 66	193
DS1S 72	193
DS1SWM 30	194
DS1SWM 36	194
DS1SWM 42	194
DS1SWM 48	194

pattern no.	page
DS1WM 24	194
DS1WM 30	194
DS1WM 36	194
DS1WM 42	194
DS1WM 48	194
DS2DW 30L	197
DS2DW 36L	197
DS2DWDPL30	198
DS2DWDPL36	198
DS2LKKT	198
DS2OD 36L	210
DS2OD 42L	210
DS2OD 48L	210
DS2OD 54L	210
DS2OD 60L	210
DS2OD 66L	210
DS2OD 72L	210
DS2PBD	198
DS2PF L18A	197
DS2PF L18B	197
DS2PF L24AB	197
DS2PF L24BB	197
DS2PF L30A	197
DS2PF L30B	197
DS2PFD	198
DS2PM L18A	197
DS2PM L18B	197
DS2PM L18F	197
DS2PM L24A	197
DS2PM L24B	197
DS2PM L24F	197
DS2PM24L	180
DS2PM30L	180
DS2PM36L	180
DS2PM42L	180
DS2PM48L	180
DS2PM54L	180
DS2PM60L	180
DS2PM66L	180
DS2PM72L	180
DS2PPTC	198, 318
DS2PPTN	198, 318
DS2UM30L	192
DS2UM36L	192
DS2UM42L	192
DS2UM48L	192
DS2UM54L	192
DS2UM60L	192
DS2UM66L	192
DS2UM72L	192
DS3CMN3614	190
DS3CMN4214	190
DS3CMN4814	190
DS3CMN6014	190
DS3CMN7214	190
DS3CMSL3614L	191
DS3CMSL4214L	191
DS3CMSL4814L	191
DS3CMSL6014L	191
DS3CMSL7214L	191
DS3CMSS3614L	190
DS3CMSS4214L	190
DS3CMSS4814L	190
DS3CMSS6014L	190
DS3CMSS7214L	190

pattern no.	*page*
DS3CMSV3614L	191
DS3CMSV4214L	191
DS3CMSV4814L	191
DS3CMSV6014L	191
DS3CMSV7214L	191
DS3CMT(S/G)3614L	190
DS3CMT(S/G)4214L	190
DS3CMT(S/G)4814L	190
DS3CMT(S/G)6014L	190
DS3CMT(S/G)7214L	190
DS3ODNS	213, 217, 222, 227
DS3ODNS1573014	212
DS3ODNS1573014T	220
DS3ODNS1573614	212
DS3ODNS1573614T	220
DS3ODNS1574214	212
DS3ODNS1574214T	220
DS3ODNS1574814	212
DS3ODNS1574814T	220
DS3ODNS1576014	212
DS3ODNS1576014T	220
DS3ODNS1576614	212
DS3ODNS1576614T	220
DS3ODNS1577214	212
DS3ODNS1577214T	220
DS3ODNS1643014	215
DS3ODNS1643014T	225
DS3ODNS1643614	215
DS3ODNS1643614T	225
DS3ODNS1644214	215
DS3ODNS1644214T	225
DS3ODNS1644814	215
DS3ODNS1644814T	225
DS3ODNS1646014	215
DS3ODNS1646014T	225
DS3ODNS1646614	215
DS3ODNS1646614T	225
DS3ODNS1647214	215
DS3ODNS1647214T	225
DS3ODSL	214, 219, 224, 229
DS3ODSL1573014L	212
DS3ODSL1573014LT	220
DS3ODSL1573614L	212
DS3ODSL1573614LT	220
DS3ODSL1574214L	212
DS3ODSL1574214LT	220
DS3ODSL1574814L	212
DS3ODSL1574814LT	220
DS3ODSL1576014L	212
DS3ODSL1576014LT	220
DS3ODSL1576614L	212
DS3ODSL1576614LT	220
DS3ODSL1577214L	212
DS3ODSL1577214LT	220
DS3ODSL1643014L	215
DS3ODSL1643014LT	225
DS3ODSL1643614L	215
DS3ODSL1643614LT	225
DS3ODSL1644214L	215
DS3ODSL1644214LT	225
DS3ODSL1644814L	215
DS3ODSL1644814LT	225
DS3ODSL1646014L	215
DS3ODSL1646014LT	225
DS3ODSL1646614L	215

pattern no.	*page*
DS3ODSL1646614LT	225
DS3ODSL1647214L	215
DS3ODSL1647214LT	225
DS3ODSL2573021FL	213
DS3ODSL2573021FLT	222
DS3ODSL2573621FL	213
DS3ODSL2573621FLT	222
DS3ODSL2574221FL	213
DS3ODSL2574221FLT	222
DS3ODSL2574821FL	213
DS3ODSL2574821FLT	222
DS3ODSL2576021FL	213
DS3ODSL2576021FLT	222
DS3ODSL2576621FL	213
DS3ODSL2576621FLT	222
DS3ODSL2577221FL	213
DS3ODSL2577221FLT	222
DS3ODSL2643021FL	217
DS3ODSL2643021FLT	227
DS3ODSL2643621FL	217
DS3ODSL2643621FLT	227
DS3ODSL2644221FL	217
DS3ODSL2644221FLT	227
DS3ODSL2644821FL	217
DS3ODSL2644821FLT	227
DS3ODSL2646021FL	217
DS3ODSL2646021FLT	227
DS3ODSL2646621FL	217
DS3ODSL2646621FLT	227
DS3ODSL2647221FL	217
DS3ODSL2647221FLT	227
DS3ODSS	214, 219, 224, 229
DS3ODSS1573014L	212
DS3ODSS1573014LT	220
DS3ODSS1573614L	212
DS3ODSS1573614LT	220
DS3ODSS1574214L	212
DS3ODSS1574214LT	220
DS3ODSS1574814L	212
DS3ODSS1574814LT	220
DS3ODSS1576014L	212
DS3ODSS1576014LT	220
DS3ODSS1576614L	212
DS3ODSS1576614LT	220
DS3ODSS1577214L	212
DS3ODSS1577214LT	220
DS3ODSS1643014L	215
DS3ODSS1643014LT	225
DS3ODSS1643614L	215
DS3ODSS1643614LT	225
DS3ODSS1644214L	215
DS3ODSS1644214LT	225
DS3ODSS1644814L	215
DS3ODSS1644814LT	225
DS3ODSS1646014L	215
DS3ODSS1646014LT	225
DS3ODSS1646614L	215
DS3ODSS1646614LT	225
DS3ODSS1647214L	215
DS3ODSS1647214LT	225
DS3ODSS2573021FL	213
DS3ODSS2573021FLT	222
DS3ODSS2573621FL	213
DS3ODSS2573621FLT	222
DS3ODSS2574221FL	213

pattern no.	*page*
DS3ODSS2574221FLT	222
DS3ODSS2574821FL	213
DS3ODSS2574821FLT	222
DS3ODSS2576021FL	213
DS3ODSS2576021FLT	222
DS3ODSS2576621FL	213
DS3ODSS2576621FLT	222
DS3ODSS2577221FL	213
DS3ODSS2577221FLT	222
DS3ODSS2643021FL	217
DS3ODSS2643021FLT	227
DS3ODSS2643621FL	217
DS3ODSS2643621FLT	227
DS3ODSS2644221FL	217
DS3ODSS2644221FLT	227
DS3ODSS2644821FL	217
DS3ODSS2644821FLT	227
DS3ODSS2646021FL	217
DS3ODSS2646021FLT	227
DS3ODSS2646621FL	217
DS3ODSS2646621FLT	227
DS3ODSS2647221FL	217
DS3ODSS2647221FLT	227
DS3ODSV	214, 219, 224, 229
DS3ODSV1573014L	212
DS3ODSV1573014LT	221
DS3ODSV1573614L	212
DS3ODSV1573614LT	221
DS3ODSV1574214L	212
DS3ODSV1574214LT	221
DS3ODSV1574814L	212
DS3ODSV1574814LT	221
DS3ODSV1576014L	212
DS3ODSV1576014LT	221
DS3ODSV1576614L	212
DS3ODSV1576614LT	221
DS3ODSV1577214L	212
DS3ODSV1577214LT	221
DS3ODSV1643014L	216
DS3ODSV1643014LT	226
DS3ODSV1643614L	216
DS3ODSV1643614LT	226
DS3ODSV1644214L	216
DS3ODSV1644214LT	226
DS3ODSV1644814L	216
DS3ODSV1644814LT	226
DS3ODSV1646014L	216
DS3ODSV1646014LT	226
DS3ODSV1646614L	216
DS3ODSV1646614LT	226
DS3ODSV1647214L	216
DS3ODSV1647214LT	226
DS3ODSV2573021FL	213
DS3ODSV2573021FLT	223
DS3ODSV2573621FL	213
DS3ODSV2573621FLT	223
DS3ODSV2574221FL	213
DS3ODSV2574221FLT	223
DS3ODSV2574821FL	213
DS3ODSV2574821FLT	223
DS3ODSV2576021FL	213
DS3ODSV2576021FLT	223
DS3ODSV2576621FL	213
DS3ODSV2576621FLT	223
DS3ODSV2577221FL	213

pattern no.	*page*
DS3ODSV2577221FLT	223
DS3ODSV2643021FL	218
DS3ODSV2643021FLT	228
DS3ODSV2643621FL	218
DS3ODSV2643621FLT	228
DS3ODSV2644221FL	218
DS3ODSV2644221FLT	228
DS3ODSV2644821FL	218
DS3ODSV2644821FLT	228
DS3ODSV2646021FL	218
DS3ODSV2646021FLT	228
DS3ODSV2646621FL	218
DS3ODSV2646621FLT	228
DS3ODSV2647221FL	218
DS3ODSV2647221FLT	228
DS3PML30L	180
DS3PML36L	180
DS3PML42L	180
DS3PML48L	180
DS3PML60L	180
DS3PML66L	180
DS3PML72L	180
DS3PMNS3014	182
DS3PMNS3021	184
DS3PMNS3614	182
DS3PMNS3621	184
DS3PMNS4214	182
DS3PMNS4221	184
DS3PMNS4814	182
DS3PMNS4821	184
DS3PMNS6014	182
DS3PMNS6021	184
DS3PMNS6614	182
DS3PMNS6621	184
DS3PMNS7214	182
DS3PMNS7221	184
DS3PMS30L	180
DS3PMS36L	180
DS3PMS42L	180
DS3PMS48L	180
DS3PMS60L	180
DS3PMS66L	180
DS3PMS72L	180
DS3PMSL3014L	182
DS3PMSL3021FL	184
DS3PMSL3021PL	185
DS3PMSL3614L	182
DS3PMSL3621FL	184
DS3PMSL3621PL	185
DS3PMSL4214L	182
DS3PMSL4221FL	184
DS3PMSL4221PL	185
DS3PMSL4814L	182
DS3PMSL4821FL	184
DS3PMSL4821PL	185
DS3PMSL6014L	182
DS3PMSL6021FL	184
DS3PMSL6021PL	185
DS3PMSL6614L	182
DS3PMSL6621FL	184
DS3PMSL6621PL	185
DS3PMSL7214L	182
DS3PMSL7221FL	184
DS3PMSL7221PL	185
DS3PMSS3014L	182

pattern no.	*page*
DS3PMSS3021FL	184
DS3PMSS3021PL	185
DS3PMSS3614L	182
DS3PMSS3621FL	184
DS3PMSS3621PL	185
DS3PMSS4214L	182
DS3PMSS4221FL	184
DS3PMSS4221PL	185
DS3PMSS4814L	182
DS3PMSS4821FL	184
DS3PMSS4821PL	185
DS3PMSS6014L	182
DS3PMSS6021FL	184
DS3PMSS6021PL	185
DS3PMSS6614L	182
DS3PMSS6621FL	184
DS3PMSS6621PL	185
DS3PMSS7214L	182
DS3PMSS7221FL	184
DS3PMSS7221PL	185
DS3PMSV3014L	183
DS3PMSV3021FL	184
DS3PMSV3021PL	185
DS3PMSV3614L	183
DS3PMSV3621FL	184
DS3PMSV3621PL	185
DS3PMSV4214L	183
DS3PMSV4221FL	184
DS3PMSV4221PL	185
DS3PMSV4814L	183
DS3PMSV4821FL	184
DS3PMSV4821PL	185
DS3PMSV6014L	183
DS3PMSV6021FL	184
DS3PMSV6021PL	185
DS3PMSV6614L	183
DS3PMSV6621FL	184
DS3PMSV6621PL	185
DS3PMSV7214L	183
DS3PMSV7221FL	184
DS3PMSV7221PL	185
DS3PMT(S/G)3614L	182
DS3PMT(S/G)4214L	182
DS3PMT(S/G)4814L	182
DS3PMT(S/G)6014L	182
DS3PMT(S/G)7214L	182
DS3PMV30L	181
DS3PMV36L	181
DS3PMV42L	181
DS3PMV48L	181
DS3PMV60L	181
DS3PMV66L	181
DS3PMV72L	181
DS3SMN3614	188
DS3SMN4214	188
DS3SMN4814	188
DS3SMN6014	188
DS3SMN7214	188
DS3SMSL3614L	188
DS3SMSL4214L	188
DS3SMSL4814L	188
DS3SMSL6014L	188
DS3SMSL7214L	188
DS3SMSS3614L	188
DS3SMSS4214L	188
DS3SMSS4814L	188
DS3SMSS6014L	188
DS3SMSS7214L	188
DS3SMSV3614L	189
DS3SMSV4214L	189
DS3SMSV4814L	189
DS3SMSV6014L	189
DS3SMSV7214L	189
DS3SMT(S/G)3614L	188
DS3SMT(S/G)4214L	188
DS3SMT(S/G)4814L	188
DS3SMT(S/G)6014L	188
DS3SMT(S/G)7214L	188
DS3WMN3614	186
DS3WMN4214	186
DS3WMN4814	186
DS3WMN6014	186
DS3WMN7214	186
DS3WMSL3614L	186
DS3WMSL4214L	186
DS3WMSL4814L	186
DS3WMSL6014L	186
DS3WMSL7214L	186
DS3WMSS3614L	186
DS3WMSS4214L	186
DS3WMSS4814L	186
DS3WMSS6014L	186
DS3WMSS7214L	186
DS3WMSV3614L	186
DS3WMSV4214L	186
DS3WMSV4814L	186
DS3WMSV6014L	186
DS3WMSV7214L	186
DS3WMT(S/G)3614L	187
DS3WMT(S/G)4214L	187
DS3WMT(S/G)4814L	187
DS3WMT(S/G)6014L	187
DS3WMT(S/G)7214L	187
DS4LC1ANL24N	202
DS4LC1ANL30N	202
DS4LC1ANL36N	202
DS4LC1ANL42N	202
DS4LC1ANL48N	202
DS4LC1ANL54N	202
DS4LC1ANL60N	202
DS4LC1ANL66N	202
DS4LC1ANL72N	202
DS4LC1ANS42N	199
DS4LC1ANS48N	199
DS4LC1ANS54N	199
DS4LC1ANS60N	199
DS4LC1ANS66N	199
DS4LC1ANS72N	199
DS4LC1ANV24N	206
DS4LC1ANV30N	206
DS4LC1ANV36N	206
DS4LC1ANV42N	206
DS4LC1ANV48N	206
DS4LC1ANV54N	206
DS4LC1ANV60N	206
DS4LC1ANV66N	206
DS4LC1ANV72N	206
DS4LC1BLL30L	202
DS4LC1BLL36L	202
DS4LC1BLL42L	202
DS4LC1BLL48L	202
DS4LC1BLL54L	202
DS4LC1BLL60L	202
DS4LC1BLL66L	202
DS4LC1BLL72L	202
DS4LC1BLS42L	199
DS4LC1BLS48L	199
DS4LC1BLS54L	199
DS4LC1BLS60L	199
DS4LC1BLS66L	199
DS4LC1BLS72L	199
DS4LC1BLV30L	206
DS4LC1BLV36L	206
DS4LC1BLV42L	206
DS4LC1BLV48L	206
DS4LC1BLV54L	206
DS4LC1BLV60L	206
DS4LC1BLV66L	206
DS4LC1BLV72L	206
DS4LC1BSL30L	202
DS4LC1BSL36L	202
DS4LC1BSL42L	202
DS4LC1BSL48L	202
DS4LC1BSL54L	202
DS4LC1BSL60L	202
DS4LC1BSL66L	202
DS4LC1BSL72L	202
DS4LC1BSS42L	199
DS4LC1BSS48L	199
DS4LC1BSS54L	199
DS4LC1BSS60L	199
DS4LC1BSS66L	199
DS4LC1BSS72L	199
DS4LC1BSV30L	206
DS4LC1BSV36L	206
DS4LC1BSV42L	206
DS4LC1BSV48L	206
DS4LC1BSV54L	206
DS4LC1BSV60L	206
DS4LC1BSV66L	206
DS4LC1BSV72L	206
DS4LC1BVL30L	203
DS4LC1BVL36L	203
DS4LC1BVL42L	203
DS4LC1BVL48L	203
DS4LC1BVL54L	203
DS4LC1BVL60L	203
DS4LC1BVL66L	203
DS4LC1BVL72L	203
DS4LC1BVS42L	199
DS4LC1BVS48L	199
DS4LC1BVS54L	199
DS4LC1BVS60L	199
DS4LC1BVS66L	199
DS4LC1BVS72L	199
DS4LC1BVV30L	207
DS4LC1BVV36L	207
DS4LC1BVV42L	207
DS4LC1BVV48L	207
DS4LC1BVV54L	207
DS4LC1BVV60L	207
DS4LC1BVV66L	207
DS4LC1BVV72L	207
DS4LC1CLL30L	204
DS4LC1CLL36L	204
DS4LC1CLL42L	204
DS4LC1CLL48L	204
DS4LC1CLL54L	204
DS4LC1CLL60L	204
DS4LC1CLL66L	204
DS4LC1CLL72L	204
DS4LC1CLS42L	200
DS4LC1CLS48L	200
DS4LC1CLS54L	200
DS4LC1CLS60L	200
DS4LC1CLS66L	200
DS4LC1CLS72L	200
DS4LC1CLV30L	208
DS4LC1CLV36L	208
DS4LC1CLV42L	208
DS4LC1CLV48L	208
DS4LC1CLV54L	208
DS4LC1CLV60L	208
DS4LC1CLV66L	208
DS4LC1CLV72L	208
DS4LC1CSL30L	204
DS4LC1CSL36L	204
DS4LC1CSL42L	204
DS4LC1CSL48L	204
DS4LC1CSL54L	204
DS4LC1CSL60L	204
DS4LC1CSL66L	204
DS4LC1CSL72L	204
DS4LC1CSS42L	200
DS4LC1CSS48L	200
DS4LC1CSS54L	200
DS4LC1CSS60L	200
DS4LC1CSS66L	200
DS4LC1CSS72L	200
DS4LC1CSV30L	208
DS4LC1CSV36L	208
DS4LC1CSV42L	208
DS4LC1CSV48L	208
DS4LC1CSV54L	208
DS4LC1CSV60L	208
DS4LC1CSV66L	208
DS4LC1CSV72L	208
DS4LC1CVL30L	204
DS4LC1CVL36L	204
DS4LC1CVL42L	204
DS4LC1CVL48L	204
DS4LC1CVL54L	204
DS4LC1CVL60L	204
DS4LC1CVL66L	204
DS4LC1CVL72L	204
DS4LC1CVS42L	200
DS4LC1CVS48L	200
DS4LC1CVS54L	200
DS4LC1CVS60L	200
DS4LC1CVS66L	200
DS4LC1CVS72L	200
DS4LC1CVV30L	208
DS4LC1CVV36L	208
DS4LC1CVV42L	208
DS4LC1CVV48L	208
DS4LC1CVV54L	208
DS4LC1CVV60L	208
DS4LC1CVV66L	208
DS4LC1CVV72L	208
DS4LC1DLL30L	205

pattern no.	*page*
DS4LC1DLL36L	205
DS4LC1DLL42L	205
DS4LC1DLL48L	205
DS4LC1DLL54L	205
DS4LC1DLL60L	205
DS4LC1DLL66L	205
DS4LC1DLL72L	205
DS4LC1DLS42L	201
DS4LC1DLS48L	201
DS4LC1DLS54L	201
DS4LC1DLS60L	201
DS4LC1DLS66L	201
DS4LC1DLS72L	201
DS4LC1DLV30L	209
DS4LC1DLV36L	209
DS4LC1DLV42L	209
DS4LC1DLV48L	209
DS4LC1DLV54L	209
DS4LC1DLV60L	209
DS4LC1DLV66L	209
DS4LC1DLV72L	209
DS4LC1DSL30L	205
DS4LC1DSL36L	205
DS4LC1DSL42L	205
DS4LC1DSL48L	205
DS4LC1DSL54L	205
DS4LC1DSL60L	205
DS4LC1DSL66L	205
DS4LC1DSL72L	205
DS4LC1DSS42L	201
DS4LC1DSS48L	201
DS4LC1DSS54L	201
DS4LC1DSS60L	201
DS4LC1DSS66L	201
DS4LC1DSS72L	201
DS4LC1DSV30L	209
DS4LC1DSV36L	209
DS4LC1DSV42L	209
DS4LC1DSV48L	209
DS4LC1DSV54L	209
DS4LC1DSV60L	209
DS4LC1DSV66L	209
DS4LC1DSV72L	209
DS4LC1DVL30L	205
DS4LC1DVL36L	205
DS4LC1DVL42L	205
DS4LC1DVL48L	205
DS4LC1DVL54L	205
DS4LC1DVL60L	205
DS4LC1DVL66L	205
DS4LC1DVL72L	205
DS4LC1DVS42L	201
DS4LC1DVS48L	201
DS4LC1DVS54L	201
DS4LC1DVS60L	201
DS4LC1DVS66L	201
DS4LC1DVS72L	201
DS4LC1DVV30L	209
DS4LC1DVV36L	209
DS4LC1DVV42L	209
DS4LC1DVV48L	209
DS4LC1DVV54L	209
DS4LC1DVV60L	209
DS4LC1DVV66L	209
DS4LC1DVV72L	209

pattern no.	*page*
DSCSWDB24	194
DSCSWDB30	194
DSCSWDB36	194
DSCSWDB42	194
DSCSWDB48	194
DT1ABY10242N	310
DT1ABY10248N	310
DT1ABY10842N	310
DT1ABY10848N	310
DT1ABY12042N	310
DT1ABY12048N	310
DT1ABY13242N	310
DT1ABY13248N	310
DT1ABY14442N	310
DT1ABY14448N	310
DT1ACX30	303
DT1ACX3017	303
DT1ACX3021	303
DT1ACX3036	303
DT1ACX3042	303
DT1ACX36	303
DT1ACX3617	303
DT1ACX3621	303
DT1ACX3636	303
DT1ACX3642	303
DT1ACX42	303
DT1ACX4217	303
DT1ACX4221	303
DT1ACX4236	303
DT1ACX4242	303
DT1ACX48	303
DT1ACX4817	303
DT1ACX4821	303
DT1ACX4836	303
DT1ACX4842	303
DT1ADX3030	304
DT1ADX303017	304
DT1ADX303021	304
DT1ADX303036	304
DT1ADX303042	305
DT1ADX3636	304
DT1ADX363617	304
DT1ADX363621	304
DT1ADX363636	304
DT1ADX363642	305
DT1ADX4242	304
DT1ADX424217	304
DT1ADX424221	304
DT1ADX424236	304
DT1ADX424242	305
DT1ADX4848	304
DT1ADX484817	304
DT1ADX484821	304
DT1ADX484836	304
DT1ADX484842	305
DT1ARY10236N	308
DT1ARY10242N	308
DT1ARY10248N	308
DT1ARY10836N	308
DT1ARY10842N	308
DT1ARY10848N	308
DT1ARY12042N	308
DT1ARY12048N	308
DT1ARY13242N	308
DT1ARY13248N	308

pattern no.	*page*
DT1ARY14442N	308
DT1ARY14448N	308
DT1ARY6024NS	296
DT1ARY6030NS	296
DT1ARY6036N	297
DT1ARY6624NS	296
DT1ARY6630NS	296
DT1ARY6636N	297
DT1ARY7224NS	296
DT1ARY7230NS	296
DT1ARY7236N	297
DT1ARY7824NS	296
DT1ARY7830NS	296
DT1ARY7836N	297
DT1ARY8424NS	296
DT1ARY8430NS	296
DT1ARY8436N	297
DT1ARY8442N	297
DT1ARY9024NS	296
DT1ARY9030NS	296
DT1ARY9036N	297
DT1ARY9042N	297
DT1ARY9624NS	296
DT1ARY9630NS	296
DT1ARY9636N	297
DT1ARY9642N	297
DT1ASX3030	302
DT1ASX303017	302
DT1ASX303021	302
DT1ASX303036	302
DT1ASX303042	302
DT1ASX3636	302
DT1ASX363617	302
DT1ASX363621	302
DT1ASX363636	302
DT1ASX363642	302
DT1ASX4242	302
DT1ASX424217	302
DT1ASX424221	302
DT1ASX424236	302
DT1ASX424242	302
DT1ASX4848	302
DT1ASX484817	302
DT1ASX484821	302
DT1ASX484836	302
DT1ASX484842	302
DT1ATY10236N	309
DT1ATY10242N	309
DT1ATY10248N	309
DT1ATY10836N	309
DT1ATY10842N	309
DT1ATY10848N	309
DT1ATY12042N	309
DT1ATY12048N	309
DT1ATY13242N	309
DT1ATY13248N	309
DT1ATY14442N	309
DT1ATY14448N	309
DT1ATY6024NS	298
DT1ATY6030NS	298
DT1ATY6036N	299
DT1ATY6624NS	298
DT1ATY6630NS	298
DT1ATY6636N	299
DT1ATY7224NS	298

pattern no.	*page*
DT1ATY7230NS	298
DT1ATY7236N	299
DT1ATY7824NS	298
DT1ATY7830NS	298
DT1ATY7836N	299
DT1ATY8424NS	298
DT1ATY8430NS	298
DT1ATY8436N	299
DT1ATY8442N	299
DT1ATY9024NS	298
DT1ATY9030NS	298
DT1ATY9036N	299
DT1ATY9042N	299
DT1ATY9624NS	298
DT1ATY9630NS	298
DT1ATY9636N	299
DT1ATY9642N	299
DT1BTL	306
DT1BTS	306
DT1BXL	306
DT1BXL17	306
DT1BXL21	306
DT1BXL36	306
DT1BXL42	306
DT1BXS	306
DT1BXS17	306
DT1BXS21	306
DT1BXS36	306
DT1BXS42	306
DT1CK4	307
DT1CRY6024N	300
DT1CRY6030N	300
DT1CRY6036N	300
DT1CRY6624N	300
DT1CRY6630N	300
DT1CRY6636N	300
DT1CRY7224N	300
DT1CRY7230N	300
DT1CRY7236N	300
DT1CRY7824N	300
DT1CRY7830N	300
DT1CRY7836N	300
DT1CRY8424N	300
DT1CRY8430N	300
DT1CRY8436N	300
DT1CRY9024N	300
DT1CRY9030N	300
DT1CRY9036N	300
DT1CRY9624N	300
DT1CRY9630N	300
DT1CRY9636N	300
DT1CTY6024N	301
DT1CTY6030N	301
DT1CTY6036N	301
DT1CTY6624N	301
DT1CTY6630N	301
DT1CTY6636N	301
DT1CTY7224N	301
DT1CTY7230N	301
DT1CTY7236N	301
DT1CTY7824N	301
DT1CTY7830N	301
DT1CTY7836N	301
DT1CTY8424N	301
DT1CTY8430N	301

pattern no.	*page*
DT1CTY8436N	301
DT1CTY9024N	301
DT1CTY9030N	301
DT1CTY9036N	301
DT1CTY9624N	301
DT1CTY9630N	301
DT1CTY9636N	301
DT1S	306
DVDB6024LN	239
DVDB6024RN	239
DVDB6030LN	239
DVDB6030RN	239
DVDB6624LN	239
DVDB6624RN	239
DVDB6630LN	239
DVDB6630RN	239
DVDB7224LN	239
DVDB7224RN	239
DVDB7230LN	239
DVDB7230RN	239
DVDB7824LN	239
DVDB7824RN	239
DVDB7830LN	239
DVDB7830RN	239
DVDB8424LN	239
DVDB8424RN	239
DVDB8430LN	239
DVDB8430RN	239
DVDB9024LN	239
DVDB9024RN	239
DVDB9030LN	239
DVDB9030RN	239
DVDB9624LN	239
DVDB9624RN	239
DVDB9630LN	239
DVDB9630RN	239
DVDS6020LN	238
DVDS6020RN	238
DVDS6620LN	238
DVDS6620RN	238
DVDS7220LN	238
DVDS7220RN	238
DVDS7820LN	238
DVDS7820RN	238
DVDS8420LN	238
DVDS8420RN	238
DVDS9020LN	238
DVDS9020RN	238
DVDS9620LN	238
DVDS9620RN	238
LU1-C4242SS	272
LU1-C4848DD	272
LU1-C4848DS	272
LU1-C4848SD	272
LU1-C4848SS	272
LU1-C4860DS	272
LU1-C4860SD	272
LU1-C4860SS	272
LU1-C4872DS	272
LU1-C4872SD	272
LU1-C4872SS	272
LU1-C6048DS	272
LU1-C6048SD	272
LU1-C6048SS	272
LU1-C7248DS	272
LU1-C7248SD	272
LU1-C7248SS	272
LU1-D36S-B	275
LU1-D42S-B	275
LU1-D48S-B	275
LU1-M48S-BLL	276
LU1-M48S-BRL	276
LU1-R3050-B	273
LU1-R6330B	273
LU1-R7530B	273
LU1-S10818-A	267
LU1-S10818-B	267
LU1-S10824-A	268
LU1-S10824-B	268
LU1-S12018-A	267
LU1-S12018-B	267
LU1-S12024-A	268
LU1-S12024-B	268
LU1-S2424-A	268
LU1-S2424-B	268
LU1-S3018-A	267
LU1-S3018-B	267
LU1-S3024-A	268
LU1-S3024-B	268
LU1-S3030-A	269
LU1-S3030-B	269
LU1-S3618-A	267
LU1-S3618-B	267
LU1-S3624-A	268
LU1-S3624-B	268
LU1-S3630-A	269
LU1-S3630-B	269
LU1-S4218-A	267
LU1-S4218-B	267
LU1-S4224-A	268
LU1-S4224-B	268
LU1-S4230-A	269
LU1-S4230-B	269
LU1-S4818-A	267
LU1-S4818-B	267
LU1-S4824-A	268
LU1-S4824-B	268
LU1-S4830-A	269
LU1-S4830-B	269
LU1-S5418-A	267
LU1-S5418-B	267
LU1-S5424-A	268
LU1-S5424-B	268
LU1-S5430-A	269
LU1-S5430-B	269
LU1-S6018-A	267
LU1-S6018-B	267
LU1-S6024-A	268
LU1-S6024-B	268
LU1-S6030-A	269
LU1-S6030-B	269
LU1-S6618-A	267
LU1-S6618-B	267
LU1-S6624-A	268
LU1-S6624-B	268
LU1-S6630-A	269
LU1-S6630-B	269
LU1-S7218-A	267
LU1-S7218-B	267
LU1-S7224-A	268
LU1-S7224-B	268
LU1-S7230-A	269
LU1-S7230-B	269
LU1-S7818-A	267
LU1-S7818-B	267
LU1-S7824-A	268
LU1-S7824-B	268
LU1-S7830-A	269
LU1-S7830-B	269
LU1-S8418-A	267
LU1-S8418-B	267
LU1-S8424-A	268
LU1-S8424-B	268
LU1-S8430-A	269
LU1-S8430-B	269
LU1-S9018-A	267
LU1-S9018-B	267
LU1-S9024-A	268
LU1-S9024-B	268
LU1-S9030-A	269
LU1-S9030-B	269
LU1-S9618-A	267
LU1-S9618-B	267
LU1-S9624-A	268
LU1-S9624-B	268
LU1-S9630-A	269
LU1-S9630-B	269
LU1-T48A-L	270
LU1-T48A-R	270
LU1-T48B-L	270
LU1-T48B-R	270
LU1-T54A-L	270
LU1-T54A-R	270
LU1-T54B-L	270
LU1-T54B-R	270
LU1-T60A-L	270
LU1-T60A-R	270
LU1-T60B-L	270
LU1-T60B-R	270
LU1-T72A-L	270
LU1-T72A-R	270
LU1-T72B-L	270
LU1-T72B-R	270
LU1-V3618-A	271
LU1-V3624-A	271
LU1-V4224-A	271
LU1-V4230-A	271
LU1-V4824-A	271
LU1-V4830-A	271
LU1-W36AL	274
LU1-W36AR	274
LU1-W36BL	274
LU1-W36BR	274
LU1-W42AL	274
LU1-W42AR	274
LU1-W42BL	274
LU1-W42BR	274
LU1-W48AL	274
LU1-W48AR	274
LU1-W48BL	274
LU1-W48BR	274
LU1-Y36S-B	275
LU1-Y42S-B	275
LU1-Y48S-B	275
LU1-Y60S-B	275
LU1-YTS	275
MB3-F18M	280
MB3-F18W	280
MB3-F24M	280
MB3-F24W	280
MB3-F30M	280
MB3-F30W	280
MM1-SF	114
MM1UG	114
MM1WG	114
MM2-CG	114
MM2-CH	114
MM2-NCG	114
MSAMP1616	114
MU1-C4242SS	264
MU1-C4848DD	264
MU1-C4848DS	264
MU1-C4848SD	264
MU1-C4848SS	264
MU1-C4860DS	264
MU1-C4860SD	264
MU1-C4860SS	264
MU1-C4872DS	264
MU1-C4872SD	264
MU1-C4872SS	264
MU1-C6048DS	264
MU1-C6048SD	264
MU1-C6048SS	264
MU1-C7248DS	264
MU1-C7248SD	264
MU1-C7248SS	264
MU1-M48S-AL	266
MU1-M48S-AR	266
MU1-P72SA	263
MU1-P78DA	263
MU1-R3048-B	262
MU1-R3050-B	262
MU1-R6330B	261
MU1-R6330E	261
MU1-R7530B	261
MU1-R7530E	261
MU1-S2424-A	257
MU1-S2424-B	257
MU1-S3018-B	256
MU1-S3024-A	257
MU1-S3024-B	257
MU1-S3030-A	258
MU1-S3030-B	258
MU1-S3618-B	256
MU1-S3624-A	257
MU1-S3624-B	257
MU1-S3630-A	258
MU1-S3630-B	258
MU1-S4218-B	256
MU1-S4224-A	257
MU1-S4224-B	257
MU1-S4230-A	258
MU1-S4230-B	258
MU1-S4818-B	256
MU1-S4824-A	257
MU1-S4824-B	257
MU1-S4830-A	258
MU1-S4830-B	258
MU1-S5418-B	256
MU1-S5424-A	257

pattern no.	*page*
MU1-S5424-B	257
MU1-S5430-A	258
MU1-S5430-B	258
MU1-S6018-B	256
MU1-S6024-A	257
MU1-S6024-B	257
MU1-S6030-A	258
MU1-S6030-B	258
MU1-S6618-B	256
MU1-S6624-A	257
MU1-S6624-B	257
MU1-S6630-A	258
MU1-S6630-B	258
MU1-S7218-B	256
MU1-S7224-A	257
MU1-S7224-B	257
MU1-S7230-A	258
MU1-S7230-B	258
MU1-S7824-A	257
MU1-S7824-B	257
MU1-S7830-A	258
MU1-S7830-B	258
MU1-S8424-A	257
MU1-S8424-B	257
MU1-S8430-A	258
MU1-S8430-B	258
MU1-S9024-A	257
MU1-S9024-B	257
MU1-S9030-A	258
MU1-S9030-B	258
MU1-S9624-A	257
MU1-S9624-B	257
MU1-S9630-A	258
MU1-S9630-B	258
MU1-V3618-A	259
MU1-V3624-A	259
MU1-V3624-C	259
MU1-V4224-A	259
MU1-V4224-C	259
MU1-V4230-A	259
MU1-V4230-C	259
MU1-V42SS-A	260
MU1-V42SS-C	260
MU1-V4824-A	259
MU1-V4824-C	259
MU1-V4830-A	259
MU1-V4830-C	259
MU1-V48DS-A	260
MU1-V48DS-C	260
MU1-V48SS-A	260
MU1-V48SS-C	260
MU1-Y36S-AL	265
MU1-Y36S-AR	265
MU1-Y42S-AL	265
MU1-Y42S-AR	265
MU1-Y48S-AL	265
MU1-Y48S-AR	265
MU1-Y60S-AL	265
MU1-Y60S-AR	265
MU1-YTS	265
MW2-R6330B	255
MW2-R6330E	255
MW2-R7530B	255
MW2-R7530E	255
MW2-R8730B	255

pattern no.	*page*
MW2-R8730E	255
MW2-S2424-A	251
MW2-S2424-B	251
MW2-S3018-B	250
MW2-S3024-A	251
MW2-S3024-B	251
MW2-S3030-A	252
MW2-S3030-B	252
MW2-S3618-B	250
MW2-S3624-A	251
MW2-S3624-B	251
MW2-S3630-A	252
MW2-S3630-B	252
MW2-S4218-B	250
MW2-S4224-A	251
MW2-S4224-B	251
MW2-S4230-A	252
MW2-S4230-B	252
MW2-S4818-B	250
MW2-S4824-A	251
MW2-S4824-B	251
MW2-S4830-A	252
MW2-S4830-B	252
MW2-S5418-B	250
MW2-S5424-A	251
MW2-S5424-B	251
MW2-S5430-A	252
MW2-S5430-B	252
MW2-S6018-B	250
MW2-S6024-A	251
MW2-S6024-B	251
MW2-S6030-A	252
MW2-S6030-B	252
MW2-S6618-B	250
MW2-S6624-A	251
MW2-S6624-B	251
MW2-S6630-A	252
MW2-S6630-B	252
MW2-S6636-B	253
MW2-S6636-R	253
MW2-S7218-B	250
MW2-S7224-A	251
MW2-S7224-B	251
MW2-S7230-A	252
MW2-S7230-B	252
MW2-S7236-B	253
MW2-S7236-R	253
MW2-S7824-A	251
MW2-S7824-B	251
MW2-S7830-A	252
MW2-S7830-B	252
MW2-S7836-B	253
MW2-S7836-R	253
MW2-S8424-A	251
MW2-S8424-B	251
MW2-S8430-A	252
MW2-S8430-B	252
MW2-S9024-A	251
MW2-S9024-B	251
MW2-S9030-A	252
MW2-S9030-B	252
MW2-S9624-A	251
MW2-S9624-B	251
MW2-S9630-A	252
MW2-S9630-B	252

pattern no.	*page*
MW2-V3618-A	254
MW2-V3624-A	254
MW2-V3624-C	254
MW2-V4224-A	254
MW2-V4224-C	254
MW2-V4230-A	254
MW2-V4230-C	254
MW2-V4824-A	254
MW2-V4824-C	254
MW2-V4830-A	254
MW2-V4830-C	254
MZ1-B3015	281
MZ1-B3019	281
MZ1-B3022	282
MZ1-B3615	281
MZ1-B3619	281
MZ1-B3622	282
MZ1-B4215	281
MZ1-B4219	281
MZ1-B4222	282
MZ1-B4815	281
MZ1-B4819	281
MZ1-B4822	282
MZ1-B5415	281
MZ1-B5419	281
MZ1-B5422	282
MZ1-B6015	281
MZ1-B6019	281
MZ1-B6022	282
MZ1-B6615	281
MZ1-B6619	281
MZ1-B6622	282
MZ1-B7215	281
MZ1-B7219	281
MZ1-B7222	282
MZ1-B7815	281
MZ1-B7819	281
MZ1-B7822	282
MZ1-E2415-W/U	284
MZ1-E2419-W/U	284
MZ1-E2422-W/U	284
MZ1-E3015-W/U	284
MZ1-E3019-W/U	284
MZ1-E3022-W/U	284
MZ1-LS	114
MZ1-S2415-W/U	284
MZ1-S2419-W/U	284
MZ1-S2422-W/U	284
MZ1-S3015-W/U	284
MZ1-S3019-W/U	284
MZ1-S3022-W/U	284
MZ1-SS	114
MZ1-V3615	283
MZ1-V3619	283
MZ1-V3622	283
MZ1-V4215	283
MZ1-V4219	283
MZ1-V4222	283
MZ1-V4815	283
MZ1-V4819	283
MZ1-V4822	283
MZ1-V6015	283
MZ1-V6019	283
MZ1-V6022	283
MZ1-V7215	283

pattern no.	*page*
MZ1-V7219	283
MZ1-V7222	283
RDOTK1	166

Selling Policy

This Selling Policy supersedes all previous selling policies and is inclusive of Knoll, KnollStudio and Muuto. Prices, discounts and product offerings are subject to change without notice.

Terms & Conditions of Sales

Sales by Knoll, Inc. or Knoll North America Corp. ("Seller") of Knoll Product Lines (hereinafter "Products") within the United States and Canada are made only on the terms which are contained in this Selling Policy. Seller hereby gives notice of its objection to any different or additional terms and conditions. This sale is expressly conditional upon Purchaser's assent to the terms and conditions set forth below. Additional terms and conditions may apply to KnollStudio and KnollTextiles orders. These terms and conditions may be modified or supplemented only by a written document signed by an authorized representative of Seller. These terms and conditions supersede any prior and/or contemporaneous agreements or correspondence between Purchaser and Seller. Written quotations expire thirty (30) days from the date of issuance and can be withdrawn by written notice anytime during that period. Where Purchaser and Seller have entered into the Knoll Electronic Terms and Conditions, all orders, acknowledgements, invoices and other business communications placed or transmitted in accordance with the Knoll Electronic Terms and Conditions shall be deemed to be in writing and signed and shall be valid for all purposes as if they were originated and maintained in documentary form.

Ordering Information

All orders must be in writing. The product pattern number(s) contained on Seller's order acknowledgement shall be the final expression of the order.

Order Confirmation

A purchase order is not binding on Seller until Purchaser has received Seller's order confirmation or acknowledgment.

Pricing Policies

List prices are subject to change without notice.

List prices shall be those prices in effect on the date of receipt of a complete purchase order unless shipment is requested more than ninety (90) days after order entry in which case prices in effect on the date of shipment apply. List prices include specified freight costs. Unless specified in writing by Seller, no other charges are included in Seller's list prices.

Taxes

All sales, use, excise and other taxes applicable to the sale of the Products shall be paid by Purchaser. If Purchaser claims an exemption from any tax, Purchaser shall submit to Seller the appropriate exemption certificates.

Terms of Payment

Payment for one hundred percent (100%) of the net order amount (including any applicable shipping and handling fee) is due within thirty (30) days of the date of invoice, which is generally issued upon shipment. In case of any discrepancies, such as shortages, and Seller is notified in writing within ten (10) days of receipt of Product, only that portion may be deducted and the balance paid. For orders greater than $100,000 net, a fifty percent (50%) deposit is due at the time of order placement, with the remainder due within thirty (30) days of the date of invoice.

KnollStudio orders less than $2,000 require payment for one hundred percent (100%) of the net order amount (including any applicable sales tax and charges for inside delivery, special packaging, etc.), due at time of order placement. For KnollStudio orders greater than $2,000, a one-half (50%) deposit is due at time of order placement with the remainder (including any applicable sales tax and charges for inside delivery, special packaging, etc.) due prior to shipment.

If, in the judgment of Seller, Purchaser's financial condition does not justify the terms of the payment, Seller may require full or partial payment in advance.

Past due accounts shall be charged one and one-half percent (1.5%) per month, or the highest rate permitted by law, whichever is less, and will be added to the outstanding balance. In the event Purchaser defaults on payment, Purchaser shall be liable for all collection costs, including reasonable attorney's fees and costs.

Changes and Cancellation

Standard purchase orders may not be changed or cancelled, in whole or in part, without prior written consent of Seller. Changes may effect delivery dates. Expenses incurred because of changes shall be charged to Purchaser. In the event of cancellations, Purchaser will be liable for reasonable cancellation charges established by Seller. Orders for special Product, orders including "COM" (hereinafter defined) material and orders pursuant to expedited delivery programs, may not be canceled.

QuickShip orders may not be changed or canceled without Knoll's authorization. In the event of Muuto order changes, 25% payment of original net order amount is required for changes incurring the week the order was entered. 100% payment of original net order amount is required for changes incurring the week the order is scheduled to ship. If Muuto is ordered on QuickShip, the QuikShip policy supersedes.

Freight Prepaid

For standard orders, freight is prepaid and included in the price of all Knoll Office and KnollStudio Products, except KnollTextiles and Muuto, within the 48 contiguous United States for orders placed with Knoll, Inc. and within Canada, excluding the Yukon, Northwest Territories, Nunavut and Newfoundland for orders placed with Knoll North America Corp. Packing is tested for rigorous motion and transportation but is not guaranteed to protect furniture from all conditions. If special packaging is required for any reason, please consult with your sales representative or dealer. Seller shall select the method of shipment and routing. Freight for all KnollTextiles orders is prepaid and added to the invoice.

Freight for all Muuto orders must be specified at time of order placement and added to the PO.

Delivery/Freight Charges

Shipments outside the contiguous 48 United States and Canada shall be shipped F.O.B. Origin.

For shipments outside the contiguous United States and Canada, Purchaser is responsible for the cost of freight from point of embarkation, including any handling and transportation charges incidental to loading at the point of departure and unloading at the final destination.

Conditions beyond the control of Seller, including weather, available facilities and traffic conditions, may affect exact time of delivery. Seller shall not be responsible for specific carrier delivery date or time unless it has made a specific delivery commitment, in writing.

Nonstandard methods of shipment and/or additional services are available upon request. Orders for QuickShip product shipping direct parcel or White Glove are subject to additional shipping and handling charges and must be paid by Purchaser. Purchaser will be billed for the differential cost of any special services in excess of standard surface carrier freight costs. Premium charges, at Purchaser's request, will be added for airfreight, exclusive use of vehicle and extra, export or special packaging. Accessorial charges will be added for inside delivery, extra labor, reconsignment and redelivery.

Partial shipments may be made and invoiced by Seller.

Claims

All shipments for Knoll Products within the contiguous United States and Canada are F.O.B. Origin. All risk of loss passes to Purchaser at time of delivery to carrier. Purchaser shall inspect all Products upon receipt and notify Seller within ten (10) working days after receipt of any damage or defects which are, or should be, apparent from an inspection of the Product and its packaging. Failure of Purchaser to notify Seller during the ten (10) working day period shall constitute acceptance of the Products and waiver of any apparent defects, errors or shortages. For all claims relating to Product damaged in transit or for any other claims relating to or arising out of the transportation of the Product, Purchaser must seek recovery from the carrier and Seller has no liability to Purchaser for such claims. Seller may, upon request, assist Purchaser with filing of such claims with the carrier, but Seller will not be liable for any of these transportation related claims.

Seller's Security Interest

Until Seller receives the full payment for the Product, Seller shall have a security interest in the Product. Purchaser agrees to perform all acts, including but not limited to the execution and filing of documentation, which may be necessary to perfect and assure the security interest of Seller.

Returns

The return of Products without a written authorization by Seller shall not be accepted. To receive authorization for Product return, please call Customer Service. All Products that are returned pursuant to a valid authorization shall be subject to a twenty-five percent (25%) of list restocking charge. Products not currently offered for sale by Seller (including COM) shall not be authorized for return. All returned Products must be unused, in original condition and in the original Seller packing cartons. No refund or credit shall be given for damaged Products.

Held Orders/Storage

If Purchaser requests that an order be held or delayed, prices and terms and conditions in effect at the time of shipment shall apply. If Purchaser requests a delay after the time when Seller can defer production, Purchaser will be invoiced for the Product, payable in accordance with standard terms, when the order is ready for shipment. Seller may transfer the Product to storage, in which case all expenses incurred in connection with storage, including demurrage, preparation for storage, storage charges and handling shall be payable by Purchaser upon submission of invoices by Seller. Risk of loss to the Product shall pass to the Purchaser upon delivery of the Product into storage.

Customer's Own Material

A Purchaser who requests a fabric or other surface material not standard to Seller's line of Products ("COM") must submit samples of the requested material to Seller prior to entry of a purchaser order. Seller shall determine if the material is suitable to its manufacturing processes and meets any requirements of Underwriters Laboratories. If the COM is acceptable, Seller will then establish a price for using the COM or the Product in question. For a description of the procedures for submitting samples and testing, contact customer resources or your sales representative. Seller shall have no responsibility for the appearance, condition, performance, durability, colorfastness or any other physical attribute of the COM. Purchaser shall indemnify and hold Seller harmless for any damages, injuries or losses arising out of or related to use of the COM on the Product.

Delay/Force Majeure

Seller shall not be liable for failure to perform or for delay in performance due to fire, flood, strike or other labor difficulty, act of God, act of war or terrorism, act of any governmental authority or of the Purchaser, riot, embargo, fuel or energy shortage, wrecks or delay in transportation, inability to obtain necessary labor, materials or manufacturing facilities from usual sources or failure of suppliers to meet their contractual obligations, or due to any cause beyond its reasonable control. If any such event occurs, Seller may extend delivery dates by a period of time necessary to overcome the effect of such delay, allocate available Product or cancel any purchase order.

Compliance with Law

PURCHASER IS SOLELY RESPONSIBLE FOR COMPLIANCE WITH ALL APPLICABLE FEDERAL, STATE AND LOCAL LAWS, ORDINANCES, REGULATIONS, RULES AND STANDARDS RELATING TO THE INSTALLATION, MAINTENANCE, USE AND OPERATION OF THE PRODUCTS.

Patents

Subject to the following provisions, Seller shall, at its own expense, defend or, at its option, settle any claim, suit or proceeding brought against the Purchaser, and/or its vendees, mediate and immediate, so far as based on an allegation that any Product or any part thereof furnished hereunder constitutes a direct or a contributory infringement of any claim of any patent of the United States or Canada. This obligation shall be effective only if Purchaser shall have made all payments then due hereunder and if Seller is notified promptly in writing and given authority, information and assistance for the defense of said claim, suit or proceeding. Seller shall pay all damages and costs awarded in such suit or proceedings so defended.

The foregoing indemnity does not apply to the following:

- Products supplied according to a design other than that of Seller, and which is required by the Purchaser.
- Combination of the Product with another product not furnished hereunder unless Seller is a contributory infringer.
- Any settlements of a suit or proceeding made without Seller's written consent.

Limitations of Liability

SELLER, ITS CONTRACTORS, AUTHORIZED DEALERS AND SUBCONTRACTORS OR SUPPLIERS OF ANY TIER SHALL NOT BE LIABLE TO PURCHASER FOR ANY SPECIAL, INDIRECT, INCIDENTAL OR CONSEQUENTIAL DAMAGES ARISING FROM A BREACH OF THIS AGREEMENT.

Purchaser's remedies set forth herein are exclusive and the liability of Seller with respect to the breach of this agreement or any contract entered into between the parties pursuant hereto shall not exceed the price of the Product or part on which such liability is based.

Warranty

please visit warranty website link **https://www.knoll.com/help/warranty** for up-to-date information.

KnollKey Lock Program General Information

Following is the KnollKey lock policy, applicable to all products.

Knoll furniture can be ordered keyed-alike or random keyed. Key-alike and random keying instructions cannot be mixed on any single order. Only one of the two instructions can be used on an individual order. When an order is submitted with mixed (key-alike and random) instructions, Knoll will release the order as key-alike only and lock cores will have to be specified separately.

Key-alike

For the convenience of the user, furniture may be keyed alike at no charge. Write "Key-alike" in the description of your purchase order for any pedestal, overhead, file or other item you wish to have keyed alike.

Using the key-alike instructions, order cores and keys as line items on your purchase order. Do NOT submit a key-alike form. The Knoll East Greenville Lock Center will select key numbers from the standard range of K 001 - K 250. Key numbers will not be repeated unless over 250 sets are ordered. Lock cores keyed-alike will ship separately from the product, ready for field installation.

There is no charge for key-alike orders if placed with the furniture order.

IF THE KEY-ALIKE ORDER IS NOT PLACED AT LEAST TWO WEEKS PRIOR TO THE FURNITURE SHIP DATE, A $50 HANDLING CHARGE AND AIR FREIGHT CHARGES WILL APPLY.

If product is ordered and shipped random-keyed, additional lock cores for key-alike are billable.

Random-Keying

To specify product keyed-random, write "key-random" in the product description. Random-keyed product is shipped with the lock core factory installed. A shrouded key is included. Random means no effort has been made to match key numbers, or to make them different.

Keys

A Knoll shrouded key is shipped with every lock core. 250 Key numbers are available. For numbers above 250, contact Custom Product Development. Additional keys and key blanks are available. See service parts for more information.

Master Keying

Knoll locks can be controlled by means of a master key. There is no additional per-lock charge for master keying. A letter of approval from the client must accompany orders for master keys.

Installing Lock Cores

Lock cores can be installed or removed in the field by using a change key. Cores must be in the unlocked position to be removed. See service parts for change key pattern number and pricing.

Lock Distribution

All orders for key-alike lock cores/keys are packaged and shipped from the East Greenville Lock Center, regardless of where the pedestals, overhead, or other units are produced. Random keyed product will have cores factory-installed.

How to Specify Key-Alike

Following is an example of how to specify key-alike for a cluster of 10 workstations.

Step 1 - Using the project floorplan, count the number of locks in each workstation.

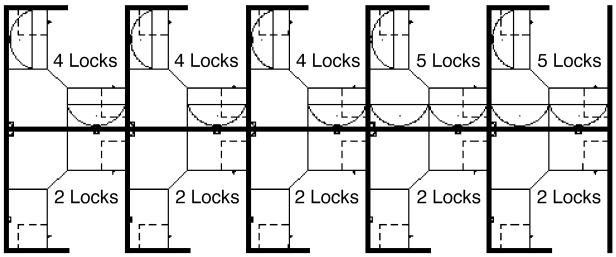

Step 2 - Count the number of workstations with the same quantity of locks. Group together the workstations with a like number of locks.

5 workstations with 2 locks per station
3 workstations with 4 locks per station
2 workstations with 5 locks per station

Step 3 - For the first group (5 sets of 2 locks), enter the number of workstations in the quantity column.

Qty	Pattern #	Description	Unit List	Ext. List
5				

Step 4 - Then enter the pattern number "KSPEC_ _" and add a suffix for the number of locks for that group (i.e., for 2 locks per station, add the suffix "2"). Up to 30 lock cores are available in a set (i.e., KSPEC 30).

Qty	Pattern #	Description	Unit List	Ext. List
5	KSPEC 2	Set of 2 cores/keys	N / C	N / C

Step 5 - Repeat for other groups.

Qty	Pattern #	Description	Unit List	Ext. List
5	KSPEC 2	Set of 2 cores/keys	N / C	N / C
3	KSPEC 4	Set of 4 cores/keys	N / C	N / C
2	KSPEC 5	Set of 5 cores/keys	N / C	N / C

Your Key instructions are complete.

Knoll will select key numbers for each set from 250 available numbers. Additional key numbers are available through Custom Product Development. **For additions to existing installations, specify desired key numbers in the description.**

Service Parts

Pattern #	Description	List Price
KKEY_ _ _	Shrouded Key Specify key number desired	$11
KBLANK	Shrouded Key Blank	$11
KSPECB_ _ _	Retrofit Universal Core/Key Specify key number desired	$23
KCHANGE	Change Key	$11
HLKRKMASTER*	Master Key	$14

*Note: A letter of approval on company letterhead from the client must accompany all orders for master keys.

General Ordering Information

The Products
This guide encompasses all standard products for this product group.

Sizes
Dimensions listed in this guide are indicated as:
H = height
W = width
D = depth
Dia. = diameter
Rad. = radius

Pricing
All prices shown are list.

How to Order
Select pattern numbers and quantities required for your complete installation. Product questions can be addressed in the specific sections of this guide or by contacting your sales representative or customer resource representative at 1-800-343-5665.

Next, select options (if required), along with colors and finishes appropriate to each product. Reference the Finishes and Fabrics pages for color designations.

On large installations, an item's "designated area" can be specified to assist in product organization and handling.

To expedite complete / correct entry of your order, be certain all pattern numbers, quantities, colors and area identifications are completely specified. Also, include complete purchase order numbers, bill-to and ship-to addresses, a contact name and specific factory shipping dates required.

Mail all orders to:
Knoll, Inc.
1235 Water Street
P.O. Box 157
East Greenville, PA 18041
Attention: Order Entry

Once your order is entered at Knoll, an acknowledgment will be mailed to you. You will be advised of your scheduled shipping date within five days of the original acknowledgment. If it is necessary to revise your order, please contact your customer resource representative.

Sustainability Statement

Sustainable design is a key component of Knoll's environmental focus. Our commitment to social responsibility and a healthy environment has prompted us to further articulate our longstanding environmental programs and, with encouragement and support from our colleagues in the industry, we have re-energized our focus on such "green" initiatives as life cycle analysis and LEED™ certification. Knoll is proud to have contributed to projects that have received LEED certification from the U.S. Green Building Council.

For the latest information on Knoll products that help our customers achieve LEED certification, log on to knoll.com, click on "About Knoll" and then "Environmental Focus."