

Introduction	Introduction to Upstart >>	2
	Original Upstart Planning Examples >>	3
	Knoll Color Program >>	5
	Upstart Legacy Finishes >>	6
Upstart	Upstart Tables >>	7
	Plannable Upstart Tables >>	11
	Accessories >>	20
	Upstart Privacy Screens >>	21
	Plannable Upstart Privacy Screens >>	22
	Upstart Storage >>	25
	Alpha-Numeric Index >>	27
	Selling Policy >>	28
	KnollKey Lock Program >>	30
	General Ordering Information >>	31

Knoll Upstart is a collection of tables, screens, storage and services distribution components for computer-intensive, active, and open work environments.

Upstart plans as single-surface, L- or U-shape workstations, or freestanding worktables and storage in combination with other systems furniture. Tables are available on casters or glides and are adjustable in height.

Original Upstart tops have a plastic laminate surface with a continuous T-mold edge. The corners of Original Upstart tops are rounded. Original Upstart legs are curved.

New Plannable Upstart tops have a plastic laminate or Veneer surface with a T-mold edge on the front and a thin edgeband on the sides and back. The corners of Plannable Upstart tops are 90 degrees and allow two tables to meet at right angles. Plannable Upstart legs are straight.

Complementary products include Currents workshelves, which clamp on to Upstart tables, mobile screens, linkable screens and service wall, monitor supports and desktop accessories. Consult the Currents and KnollExtra price lists for product details and pricing.

Screens

Upstart screens mount to the back edge of Original Upstart tables to provide seated visual privacy at a horizon of 39 or 48 inches. Upstart Screens are available in translucent or marker surface, and may be combined with magnet rail.

Plannable Upstart tables use Morrison Network upholstered screens, which are available in a variety of sizes.

Storage

Storage includes the Upstart cart, for suspended filing and personal storage, and the Upstart tower, which houses binders as well as suspended files and personal storage.

Accessories

Flat Bracket

Bracket joins 2-legged table to another Upstart table at same height.

Cable Tray

Cable tray adds on to worksurface stiffener to control cable bundles and power strips (where permitted by code).

Pencil Drawer

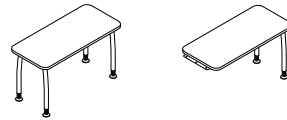
Pencil drawer attaches to the underside of a worksurface at any location.

Important Note: Plannable Upstart straight legs may not be used with Original Upstart tops due to stability issues.

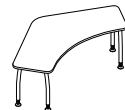
Primary and Secondary Worksurfaces

Original Upstart

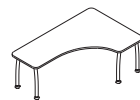
Rectangular table desk/Return



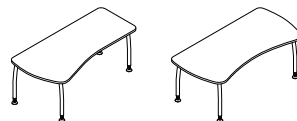
Corner table desk, 120°



Extended Corner table desk



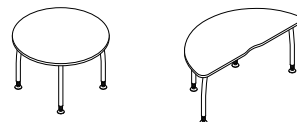
Y-shape table desk, M-shape table desk



Conference Worksurfaces

Original Upstart

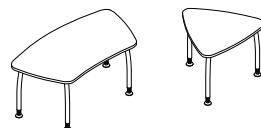
Round, Half round table desk



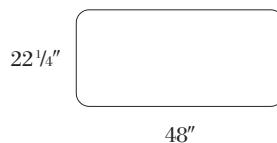
Oval table desk



Wiper table desk, Tripod table

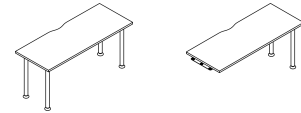


48 x 24 Original Upstart

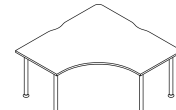


New Plannable Upstart

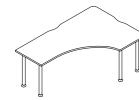
Rectangular table desk/Return



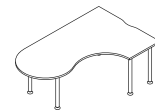
Corner table desk, 90°



Extended Corner table desk

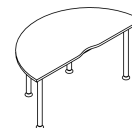


P-shape table desk

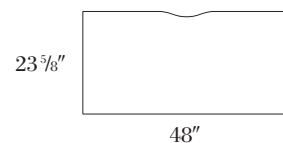


New Plannable Upstart

Half round table desk

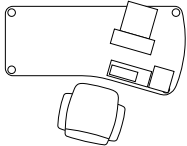


48 x 24 Plannable Upstart



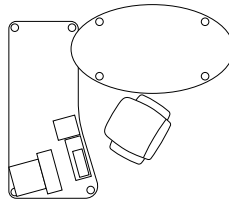
Basic stand-alone Y desk

- the core Upstart application
- 30" x 72" nominal shown; conference depth is approximately 36"



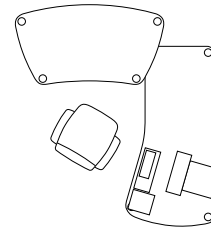
Oval table with Y desk

- 36" x 66" oval table
- 30" x 72" Y return



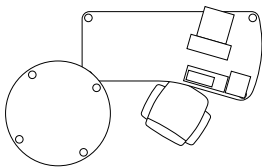
Curved wiper with Y desk

- wiper 66" W
- 30" x 72" Y return



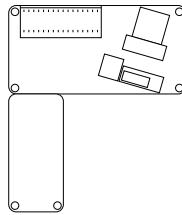
Y desk with 42" round table

- conference table

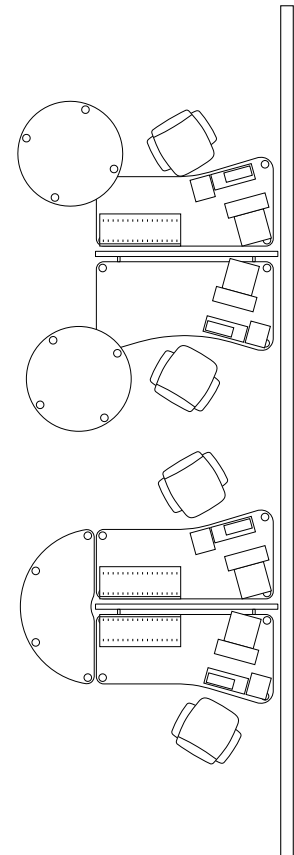


Rectangular table with bracketed return surface

- 72" x 76" approximate footprint
- optional work shelf

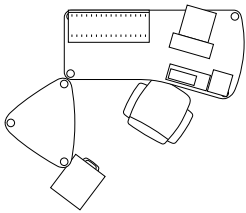


Y and M back-to-back, with 42" conference tables




Y desk with tripod table

- 30" x 72" Y desk, work shelf, and mobile pedestal



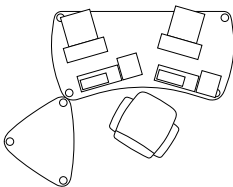
Dual-monitor M desk workstation

- 72" x 100" approximate footprint
- optional work shelf
- flat ends allow placement along wall



Dual-monitor M desk with tripod table

- 30" x 72" nominal M desk

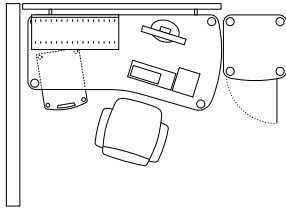


Y desks back-to-back, with half-round shared table

- please note 1.75" setback from the back edge of each top to module line, same as Currents desks.

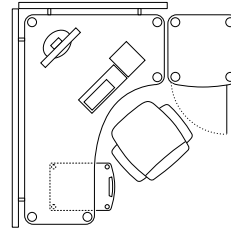
Y desk with Upstart storage

- 72" x 96" footprint
- 72" table with screen
- cart and tower



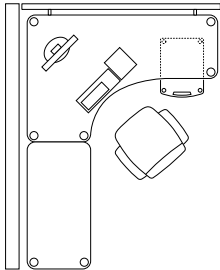
Extended corner desk and tower

- 72" x 72" footprint
- 48" and 72" screens
- cart and tower



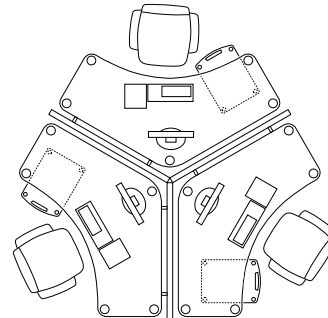
Extended corner desk and adjacent worktable

- 72" x 96" footprint
- 72" x 48" corner and 48" straight desks
- cart and privacy screen



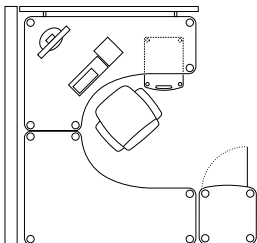
Upstart 120° planning

- group of three 120° corners
- 48" shared privacy screens
- carts



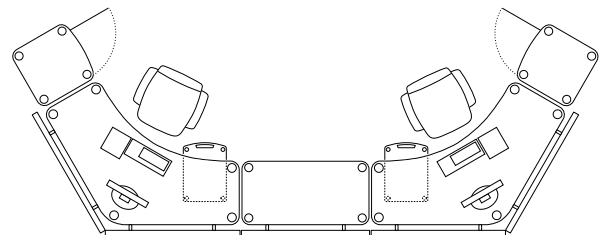
U-shape plannable desks

- 96" x 96" footprint
- two 48" x 72" extended corners
- cart and tower
- 72" privacy screen



Upstart work group

- 120° corners and shared worktable 48 x 24"
- carts and towers
- 48" privacy screens



Core finishes

Specify Core finishes for all new customers

Core	Legacy	Table legs, screen brackets, magnet rail	Upstart Work-surfaces	Plan-nable Upstart Work-surfaces	Upstart Work-surface edges	Plan-nable Upstart Work-surface edges	Cart	Tower top and bottom	Tower door
611	Beige Mist Metallic	•						•	•
118	Bright White	•	•	•	•	•		•	•
112	Brown	•						•	•
123	Brushed Grey		•	•					
122	Brushed Sand		•	•					
113	Dark Grey	Y3	•					•	•
128	Fog		•	•	•	•			
114	Folkstone Grey	LA	•	•	•	•		•	•
111	Jet Black		•	•	•	•		•	•
124	Medium Cherry		•	•					
115	Medium Grey	Y2	•					•	•
612	Medium Metallic Grey	J	•					•	•
121	Micro Grey		•	•					
129	Micro Sand		•	•					
126	Natural Cherry		•	•					
125	Natural Maple		•	•					
119	Pumice	F	•	•	•	•			
116	Sandstone		•					•	•
613	Silver	3	•					•	•
117	Soft Grey	E/M42	•	•	•	•		•	•
813	Trim grey	5			•	•			
127	Walnut		•	•					
	Translucent orange	O			•				
	Translucent blue	P			•				
	Frosty white	W			•				
	Light grey (integral)	U					•		
	Glider grey (integral)	G1					•		
	Maple Techgrain®	V2		•					M
	Cherry Techgrain®	V2		•					R
	Med. brown mahogany Techgrain®	V2		•					I
	Med. red mahogany Techgrain®	V2		•					C
	American cherry Techgrain®	V2		•					P
	Maple	V3							K
	American cherry	V3							X
	Medium red mahogany	V3							Z

Default trim information:

Trim Grey is the integral color for caster and glide leg levellers and screen corners

Black: flat bracket, cable tray and casters

Light grey: Cart pencil tray and divider

Natural anodized aluminum: Cart legs and Tower posts

Screen available in Ribbed Polycarbonate or Marker surface

For Plannable Upstart Veneer Group 2, only black or trim grey edgebands can be specified.

Translucent orange, Translucent blue, and Frosty white edgebands are not available for Plannable Upstart tables.

Specify Legacy Finishes for existing customers only. Legacy Finishes are not available for new customers.

		Table legs, screen brackets, magnet rail	Work- surfaces and shelves	Work- surface edges	Cart	Tower top and bottom	Tower door
B	Snow		•				
L	Light grey		•	•			
E	Fiber		•				
V	Winter grey		•				
S	Slate		•				
F	Pumice		•	•			
U	Folkstone grey		•	•			
M42	Soft grey		•	•			
D	Sand		•	•			
CM	Clear Maple		•				
PA	Pearwood		•				
WM	Warm Cherry		•				
5	Trim grey			•			
N	Black			•			
O	Translucent orange			•			
P	Translucent blue			•			
W	Frosty white			•			
N2	Flint					•	•
NU	Light grey					•	•
NJ	Medium grey					•	•
NV	Dark grey					•	•
NW	Light Tan					•	•
NH	Beige					•	•
3	Silver	•				•	•
B	White	•				•	•
2	Metallic flint	•					
U	Light metallic grey	•					
J	Medium metallic grey	•					
V	Dark metallic grey	•					
H	Metallic beige	•					
W	Light metallic tan	•					
E	Soft grey	•					
M	Maple Techgrain®						•
R	Cherry Techgrain®						•
C	Med. red mahogany Techgrain®						•
P	American cherry Techgrain®						•
K	Maple						•
X	American cherry						•
Z	Medium red mahogany						•
U	Light grey (integral)				•		
G1	Glider grey (integral)				•		

Default trim information:

Trim Grey is the integral color for caster and glide leg levellers and screen corners

Black: flat bracket, cable tray and casters

Light grey: Cart pencil tray and divider

Natural anodized aluminum: Cart legs and Tower posts

Screen available in Ribbed Polycarbonate or Marker surface

For Plannable Upstart Veneer Group 2, only black or trim grey edgebands can be specified.

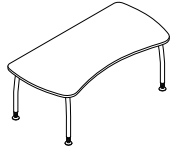
Translucent orange, Translucent blue, and Frosty white edgebands are not available for Plannable Upstart tables.

Upstart Tables
primary worksurfaces
table desks

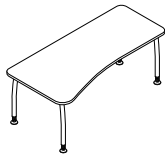
type	application	w	d	h	pattern no.	list price
Y-shape table desk, curved end (left hand shown)	left	72"	28-36"	25-30"	AUP Y72DCL4 () () ()	\$787.
	right	72"	28-36"	25-30"	AUP Y72DCR4 () () ()	787.



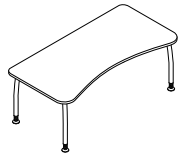
M-shape table desk, curved ends		72"	30-36"	25-30"	AUP M72DC4 () () ()	787.
---------------------------------	--	-----	--------	--------	-------------------------------	------



Y-shape table desk, flat ends	left	72"	28-36"	25-30"	AUP Y72DFL4 () () ()	787.
	right	72"	28-36"	25-30"	AUP Y72DFR4 () () ()	787.



M-shape table desk, flat ends		72"	31-36"	25-30"	AUP M72DF4 () () ()	787.
-------------------------------	--	-----	--------	--------	-------------------------------	------

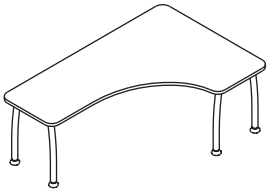


Order Code	Specification Information	Application Notes
Example: AUP Y72DCL4 117 117 117 G	Specify top, edge and leg finishes.	Upstart Y and M shape tables combine computer support and adjacent work area in a basic table desk.
A Currents	<i>Casters/glides</i>	Curved end tops facilitate conferencing in open planning. Flat ends plan close to system panels. Overall width is the same for curved and flat end tops.
UP Upstart	C Casters	Upstart tops have plastic laminate surface with continuous T-mold edge.
Y Table shape	G Glides	Upstart tables have four legs with 5" adjustable leveler glides or 4" adjustable casters. Adjustment range is 25-30" for glides and 27-31" for casters.
72 Width		Adjustment range enables Upstart tables to overlap or slide under adjacent tables and worksurfaces.
D Depth		
C Curved end		
L Left hand		
4 Leg quantity		
117 Top finish		
117 Edge finish		
117 Leg finish		
G Glides		

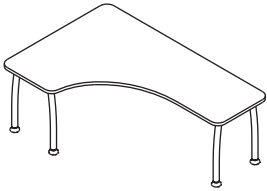
Upstart Tables
primary worksurfaces
corner table desks

Upstart

type	w	d	h	pattern no.	list price
Extended corner table desk, 90° extended left	72"	48"	25-30"	AUP C7248S5 () () ()	\$900.



Extended corner table desk, 90° extended right	48"	72"	25-30"	AUP C4872S5 () () ()	900.
--	-----	-----	--------	--------------------------------	------



Corner table desk, 120°	48", 48"	22"	25-30"	AUP V48S5 () () ()	843.
-------------------------	----------	-----	--------	------------------------------	------


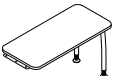


Order Code	Specification Information	Application Notes
Example: AUP C7248S5 117 117 117 C	Specify top, edge and leg finishes.	<p>Upstart extended corner and corner shape tables combine computer support and adjacent work area in a basic table desk.</p> <p>Upstart tops have plastic laminate surface with continuous T-mold edge.</p> <p>Upstart tables have four or five legs with 5" adjustable leveler glides or 4" adjustable casters. Adjustment range is 25-30" for glides and 27-31" for casters.</p> <p>Adjustment range enables Upstart tables to overlap or slide under adjacent worksurfaces.</p> <p>Extended corner table desks and 120° corner table desk are 22" deep on each side edge. Each back edge of 120° corner desk corresponds to 48" wide Currents linkable screens connected at a 120° angle.</p>
A Currents	<i>Casters/glides</i>	
UP Upstart	C Casters	
C Table shape	G Glides	
72 Width, extended left		
48 Width		
S Depth		
4 Leg quantity		
117 Top finish		
117 Edge finish		
117 Leg finish		
C Casters		

Upstart Tables

secondary worksurfaces

Upstart






type	w	d	h	pattern no.	list price
 Rectangular table desk, four legs	48"	22"	25-30"	AUP S48S4 () () ()	\$506.
	48"	28"	25-30"	AUP S48D4 () () ()	563.
	60"	28"	25-30"	AUP S60D4 () () ()	619.
	72"	28"	25-30"	AUP S72D4 () () ()	647.
	72"	36"	25-30"	AUP S72E4 () () ()	675.
 Rectangular return, two legs	48"	22"	25-30"	AUP S48S2 () () G	394.

Order Code	Specification Information	Application Notes
Example: AUP S72E4 117 117 117 C	Specify top, edge and leg finishes.	Upstart tops have plastic laminate surface with continuous T-mold edge. Upstart tables have four or five legs with 5" adjustable leveler glides or 4" adjustable casters. Adjustment range is 25-30" for glides and 27-31" for casters. Adjustment range enables Upstart tables to overlap or slide under adjacent worksurfaces. Rectangular return with two legs includes flat bracket for attachment to primary worksurface at right angle.
A Currents	<i>Casters/glides</i>	
UP Upstart	C Casters	
S Table shape	G Glides	
72 Width		
E Depth		
4 Leg quantity		
117 Top finish		
117 Edge finish		
117 Leg finish		
C Casters		

Upstart Tables

conference worksurfaces

Upstart

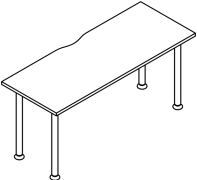
type	w	d	h	pattern no.	list price
Wiper table desk 	61"	32½"	25-30"	AUP W60D4 () () ()	\$619.
Oval table desk, four legs 	66"	36"	25-30"	AUP O664 () () ()	787.
Round table desk, four legs 	42"		25-30"	AUP R424 () () ()	586.
Half round table desk, four legs 	62"	30"	25-30"	AUP D624 () () ()	619.
Tripod table, three legs 	36"	36"	25-30"	AUP T363 () () ()	506.

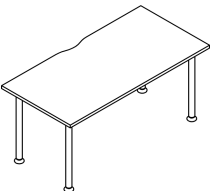
Order Code	Specification Information	Application Notes
Example: AUP O664 117 117 117 G	Specify top, edge and leg finishes.	<p>Upstart conference table desks are designed to support conference work in combination with other worktables or systems furniture.</p> <p>Upstart tops have plastic laminate surface with continuous T-mold edge.</p> <p>Upstart tables have four legs with 5" adjustable leveler glides or 4" adjustable casters. Adjustment range is 25-30" for glides and 27-31" for casters.</p> <p>Tops adjust in height to permit conference tops to overlap or roll under adjacent tables.</p> <p>Half round corresponds to back-to-back Y-shape tables or 30" deep straight tables.</p>
A Currents	<i>Casters/glides</i>	
UP Upstart	C Casters	
O Table shape	G Glides	
66 Size		
4 Leg quantity		
117 Top finish		
117 Edge finish		
117 Leg finish		
G Glides		

Plannable Upstart Tables

Rectangular Table Desk

Upstart

description	w	d	h	pattern no.	lam.	V2
	30"	23 5/8"	27 3/4" - 32 3/4"	AUPM S30S4 () G () () ()	\$412.	\$617.
	36"	23 5/8"	27 3/4" - 32 3/4"	AUPM S36S4 () G () () ()	434.	650.
	42"	23 5/8"	27 3/4" - 32 3/4"	AUPM S42S4 () G () () ()	459.	687.
	48"	23 5/8"	27 3/4" - 32 3/4"	AUPM S48S4 () G () () ()	482.	722.
	54"	23 5/8"	27 3/4" - 32 3/4"	AUPM S54S4 () G () () ()	504.	756.
	60"	23 5/8"	27 3/4" - 32 3/4"	AUPM S60S4 () G () () ()	528.	791.
	66"	23 5/8"	27 3/4" - 32 3/4"	AUPM S66S4 () G () () ()	552.	828.
	72"	23 5/8"	27 3/4" - 32 3/4"	AUPM S72S4 () G () () ()	576.	863.
	84"	23 5/8"	27 3/4" - 32 3/4"	AUPM S84S4 () G () () ()	622.	932.

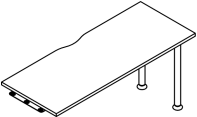
	30"	29 5/8"	27 3/4" - 32 3/4"	AUPM S30D4 () G () () ()	465.	697.
	36"	29 5/8"	27 3/4" - 32 3/4"	AUPM S36D4 () G () () ()	489.	733.
	42"	29 5/8"	27 3/4" - 32 3/4"	AUPM S42D4 () G () () ()	513.	769.
	48"	29 5/8"	27 3/4" - 32 3/4"	AUPM S48D4 () () () ()	535.	802.
	54"	29 5/8"	27 3/4" - 32 3/4"	AUPM S54D4 () () () ()	564.	846.
	60"	29 5/8"	27 3/4" - 32 3/4"	AUPM S60D4 () () () ()	588.	882.
	66"	29 5/8"	27 3/4" - 32 3/4"	AUPM S66D4 () () () ()	601.	902.
	72"	29 5/8"	27 3/4" - 32 3/4"	AUPM S72D4 () () () ()	615.	921.
	84"	29 5/8"	27 3/4" - 32 3/4"	AUPM S84D4 () () () ()	684.	1,026.

Order Code	Specification Information	Application Notes
Example: AUPM S72S4 AG 118 114 114	Specify:	<i>Edge finishes, T-mold</i> See Color Program Page
A Currents	<i>Grommet/No grommet</i>	<i>Leg finishes, paint</i> See Color Program Page
UP Upstart	A Grommet	24" deep rectangular table desks can only be ordered with glides. 30" deep rectangular table desks in 30", 36" and 42" width can only be ordered with glides.
M Plannable	B No grommet	
S Table Shape	<i>Casters/glides</i>	Plannable Upstart tables have four or five straight legs with 5" adjustable leveler glides or 4" adjustable casters. Adjustment range is 27 3/4" - 31 3/4" for casters and 27 3/4" - 32 3/4" for glides.
72 Width	C Casters	
S Depth	G Glides	Rectangular return with two legs includes flat bracket for attachment to primary worksurfaces at right angle.
4 Leg quantity	<i>Top finish, plastic laminates</i> See Color Program Page	
A Grommet	<i>Veneer Goup 2</i> See Color Program Page	For Veneer Group 2, only black or trim grey edgebands can be specified. Translucent orange, Translucent blue and Frosty white edgebands are not available on Plannable Upstart tables.
G Glides	Veneer Group 2 worksurfaces are quartered Techgrain.	
118 Top finish		
114 Edge finish		
114 Leg finish		

Plannable Upstart Tables

Rectangular Return

Upstart

description	w	d	h	pattern no.	lam.	V2
24" D 	36"	23 ⁵ / ₈ "	27 ³ / ₄ " - 32 ³ / ₄ "	AUPM S36S2 () () () ()	\$327.	\$490.
	42"	23 ⁵ / ₈ "	27 ³ / ₄ " - 32 ³ / ₄ "	AUPM S42S2 () () () ()	352.	527.
	48"	23 ⁵ / ₈ "	27 ³ / ₄ " - 32 ³ / ₄ "	AUPM S48S2 () () () ()	374.	562.
	60"	23 ⁵ / ₈ "	27 ³ / ₄ " - 32 ³ / ₄ "	AUPM S60S2 () () () ()	452.	679.

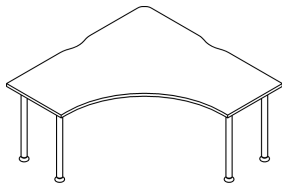
Order Code	Specification Information	Application Notes
Example: AUPM S36S2 AC 118 114 114	Specify:	<i>Edge finishes, T-mold</i> See Color Program Page
A Currents	<i>Grommet/No grommet</i>	<i>Leg finishes, paint</i> See Color Program Page
UP Upstart	A Grommet	For Veneer Group 2, only black or trim grey edgebands can be specified.
M Plannable	B No grommet	
S Table Shape	<i>Casters/glides</i>	Translucent orange, Translucent blue and Frosty white edgebands are not available on Plannable Upstart tables.
36 Width	C Casters	
S Depth	G Glides	Plannable Upstart tables have four or five straight legs with 5" adjustable leveler glides or 4" adjustable casters. Adjustment range is 27 ³ / ₄ " - 31 ³ / ₄ " for casters and 27 ³ / ₄ " - 32 ³ / ₄ " for glides.
2 Leg quantity	<i>Top finish, plastic laminates</i> See Color Program Page	
A Grommet	<i>Veneer Goup 2</i> See Color Program Page	Rectangular return with two legs includes flat bracket for attachment to primary worksurfaces at right angle.
C Casters	Veneer Group 2 worksurfaces are quartered Techgrain.	
118 Top finish		
114 Edge finish		
114 Leg finish		

Plannable Upstart Tables

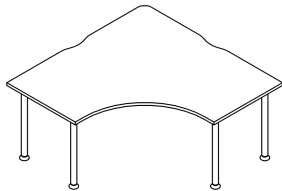
corner

Upstart

description	w	d	h	pattern no.	lam.	V2
24" D both sides corner worksurfaces	42"	42"	27 ³ / ₄ " - 32 ³ / ₄ "	AUPM C4242S5 () () () ()	\$704.	\$1,056.
	48"	48"	27 ³ / ₄ " - 32 ³ / ₄ "	AUPM C4848S5 () () () ()	761.	1,142.
	60"	60"	27 ³ / ₄ " - 32 ³ / ₄ "	AUPM C6060S5 () C () () ()	993.	n/a



30" D both sides corner worksurfaces	42"	42"	27 ³ / ₄ " - 32 ³ / ₄ "	AUPM C4242D5 () () () ()	744.	1,116.
	48"	48"	27 ³ / ₄ " - 32 ³ / ₄ "	AUPM C4848D5 () () () ()	801.	1,202.
	60"	60"	27 ³ / ₄ " - 32 ³ / ₄ "	AUPM C6060D5 () C () () ()	1,033.	n/a



Order Code	Specification Information	Application Notes
Example: AUPM C4242S5 AC 118 114 114	Specify:	<i>Edge finishes, T-mold</i> See Color Program Page
A Currents	<i>Grommet/No grommet</i>	<i>Leg finishes, paint</i> See Color Program Page
UP Upstart	A Grommet	For Veneer Group 2, only black or trim grey edgebands can be specified.
M Plannable	B No grommet	
C Table Shape	<i>Casters/glides</i>	Translucent orange, Translucent blue and Frosty white edgebands are not available on Plannable Upstart tables.
4242 Width	C Casters	Plannable Upstart tops have flat fronts allowing 2 tables to meet at right angles.
S Depth	G Glides	
5 Leg quantity	<i>Top finish, plastic laminates</i> See Color Program Page	Plannable Upstart tables have four or five straight legs with 5" adjustable leveler glides or 4" adjustable casters. Adjustment range is 27 ³ / ₄ " - 31 ³ / ₄ " for casters and 27 ³ / ₄ " - 32 ³ / ₄ " for glides.
A Grommet	<i>Veneer Goup 2</i> See Color Program Page	
C Casters	Veneer Group 2 worksurfaces are quartered Techgrain.	Rectangular return with two legs includes flat bracket for attachment to primary worksurfaces at right angle.
118 Top finish		
114 Edge finish		
114 Leg finish		

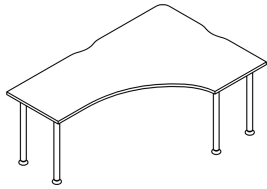
Plannable Upstart Tables

Upstart

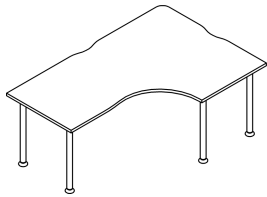
extended corner

extended left

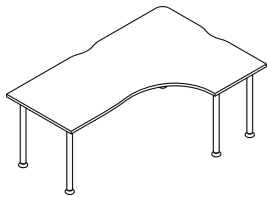
description	w	d	h	pattern no.	lam.	V2
24" D both sides corner worksurface, extended left	60"	36"	27 ³ / ₄ " - 32 ³ / ₄ "	AUPM C6036S5 () () () ()	\$623.	\$934.
	60"	42"	27 ³ / ₄ " - 32 ³ / ₄ "	AUPM C6042S5 () () () ()	681.	1,021.
	60"	48"	27 ³ / ₄ " - 32 ³ / ₄ "	AUPM C6048S5 () C () () ()	739.	1,109.
	72"	36"	27 ³ / ₄ " - 32 ³ / ₄ "	AUPM C7236S5 () () () ()	739.	1,109.
	72"	42"	27 ³ / ₄ " - 32 ³ / ₄ "	AUPM C7242S5 () C () () ()	797.	1,195.
	72"	48"	27 ³ / ₄ " - 32 ³ / ₄ "	AUPM C7248S5 () C () () ()	855.	1,282.
	84"	48"	27 ³ / ₄ " - 32 ³ / ₄ "	AUPM C8448S5 () C () () ()	970.	1,455.



30" D both sides corner worksurface, extended left	60"	48"	27 ³ / ₄ " - 32 ³ / ₄ "	AUPM C6048D5 () C () () ()	798.	1,196.
	72"	48"	27 ³ / ₄ " - 32 ³ / ₄ "	AUPM C7248D5 () C () () ()	913.	1,370.
	84"	48"	27 ³ / ₄ " - 32 ³ / ₄ "	AUPM C8448D5 () C () () ()	1,029.	1,542.



30" D left/24" D right corner worksurface, extended left	60"	42"	27 ³ / ₄ " - 32 ³ / ₄ "	AUPM C6042L5 () C () () ()	739.	1,109.
	60"	48"	27 ³ / ₄ " - 32 ³ / ₄ "	AUPM C6048L5 () C () () ()	798.	1,196.
	72"	42"	27 ³ / ₄ " - 32 ³ / ₄ "	AUPM C7242L5 () C () () ()	855.	1,282.
	72"	48"	27 ³ / ₄ " - 32 ³ / ₄ "	AUPM C7248L5 () C () () ()	913.	1,370.
	84"	48"	27 ³ / ₄ " - 32 ³ / ₄ "	AUPM C8448L5 () C () () ()	1,029.	1,542.

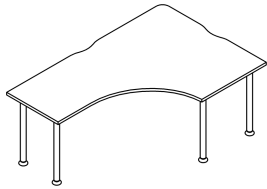


Order Code	Specification Information	Application Notes
Example: AUPM C7236S5 AC 118 114 114	Specify:	<i>Edge finishes, T-mold</i> See Color Program Page
A Currents	<i>Grommet/No grommet</i>	Plannable Upstart tops have flat fronts allowing 2 tables to meet at right angles.
UP Upstart	A Grommet	Plannable Upstart tables have four or five straight legs with 5" adjustable leveler glides or 4" adjustable casters. Adjustment range is 27 ³ / ₄ " - 31 ³ / ₄ " for casters and 27 ³ / ₄ " - 32 ³ / ₄ " for glides.
M Plannable	B No grommet	
C Table Shape	<i>Casters/glides</i>	Rectangular return with two legs includes flat bracket for attachment to primary worksurfaces at right angle.
7236 Width	C Casters	
S Depth	G Glides	
5 Leg quantity	<i>Top finish, plastic laminates</i> See Color Program Page	
A Grommet	<i>Veneer Goup 2</i> See Color Program Page	
C Casters	Veneer Group 2 worksurfaces are quartered Techgrain.	
118 Top finish		
114 Edge finish		
114 Leg finish		

Plannable Upstart Tables
extended corner
extended left

Upstart

description	w	d	h	pattern no.	lam.	V2
24" D left/30" D right corner worksurface, extended left	60"	42"	27 ³ / ₄ " - 32 ³ / ₄ "	AUPM C6042R5 () C () ()	\$739.	\$1,109.
	60"	48"	27 ³ / ₄ " - 32 ³ / ₄ "	AUPM C6048R5 () C () ()	798.	1,196.
	72"	42"	27 ³ / ₄ " - 32 ³ / ₄ "	AUPM C7242R5 () C () ()	855.	1,282.
	72"	48"	27 ³ / ₄ " - 32 ³ / ₄ "	AUPM C7248R5 () C () ()	913.	1,370.
	84"	48"	27 ³ / ₄ " - 32 ³ / ₄ "	AUPM C8448R5 () C () ()	1,029.	1,542.



Order Code	Specification Information	Application Notes
Example: AUPM C7236S5 AC 118 114 114	Specify:	<i>Edge finishes, T-mold</i> See Color Program Page
A Currents	<i>Grommet/No grommet</i>	<i>Leg finishes, paint</i> See Color Program Page
UP Upstart	A Grommet B No grommet	
M Plannable	<i>Casters/glides</i>	For Veneer Group 2, only black or trim grey edgebands can be specified.
C Table Shape	C Casters G Glides	
7236 Width	<i>Top finish, plastic laminates</i> See Color Program Page	Translucent orange, Translucent blue and Frosty white edgebands are not available on Plannable Upstart tables.
S Depth	<i>Veneer Goup 2</i> See Color Program Page	
5 Leg quantity	Veneer Group 2 worksurfaces are quartered Techgrain.	Plannable Upstart tops have flat fronts allowing 2 tables to meet at right angles. Plannable Upstart tables have four or five straight legs with 5" adjustable leveler glides or 4" adjustable casters. Adjustment range is 27 ³ / ₄ " - 31 ³ / ₄ " for casters and 27 ³ / ₄ " - 32 ³ / ₄ " for glides. Rectangular return with two legs includes flat bracket for attachment to primary worksurfaces at right angle.
A Grommet		
C Casters		
118 Top finish		
114 Edge finish		
114 Leg finish		

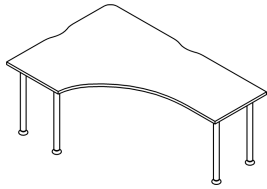
Plannable Upstart Tables

Upstart

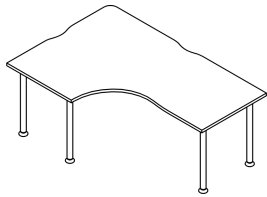
extended corner

extended right

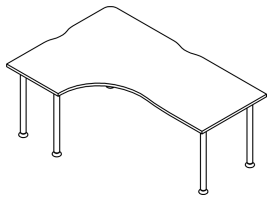
description	w	d	h	pattern no.	lam.	V2
24" D both sides corner worksurface, extended right	36"	60"	27 ³ / ₄ " - 32 ³ / ₄ "	AUPM C3660S5 () () () ()	\$623.	\$934.
	36"	72"	27 ³ / ₄ " - 32 ³ / ₄ "	AUPM C3672S5 () () () ()	739.	1,109.
	42"	60"	27 ³ / ₄ " - 32 ³ / ₄ "	AUPM C4260S5 () () () ()	681.	1,021.
	42"	72"	27 ³ / ₄ " - 32 ³ / ₄ "	AUPM C4272S5 () C () () ()	797.	1,195.
	48"	60"	27 ³ / ₄ " - 32 ³ / ₄ "	AUPM C4860S5 () C () () ()	739.	1,109.
	48"	72"	27 ³ / ₄ " - 32 ³ / ₄ "	AUPM C4872S5 () C () () ()	855.	1,282.
48"	84"	27 ³ / ₄ " - 32 ³ / ₄ "	AUPM C4884S5 () C () () ()	970.	1,455.	



30" D both sides corner worksurface, extended right	48"	60"	27 ³ / ₄ " - 32 ³ / ₄ "	AUPM C4860D5 () C () () ()	798.	1,196.
	48"	72"	27 ³ / ₄ " - 32 ³ / ₄ "	AUPM C4872D5 () C () () ()	913.	1,370.
	48"	84"	27 ³ / ₄ " - 32 ³ / ₄ "	AUPM C4884D5 () C () () ()	1,029.	1,542.



24" D left/30" D right corner worksurface, extended right	42"	60"	27 ³ / ₄ " - 32 ³ / ₄ "	AUPM C4260R5 () C () () ()	739.	1,109.
	42"	72"	27 ³ / ₄ " - 32 ³ / ₄ "	AUPM C4272R5 () C () () ()	855.	1,282.
	48"	60"	27 ³ / ₄ " - 32 ³ / ₄ "	AUPM C4860R5 () C () () ()	798.	1,196.
	48"	72"	27 ³ / ₄ " - 32 ³ / ₄ "	AUPM C4872R5 () C () () ()	913.	1,370.
	48"	84"	27 ³ / ₄ " - 32 ³ / ₄ "	AUPM C4884R5 () C () () ()	1,029.	1,542.

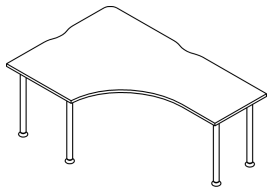


Order Code	Specification Information	Application Notes
Example: AUPM C4872S5 AC 118 114 114	Specify:	<i>Edge finishes, T-mold</i> See Color Program Page
A Currents	<i>Grommet/No grommet</i>	<i>Leg finishes, paint</i> See Color Program Page
UP Upstart	A Grommet	For Veneer Group 2, only black or trim grey edgebands can be specified.
M Plannable	B No grommet	
C Table Shape	<i>Casters/glides</i>	Translucent orange, Translucent blue and Frosty white edgebands are not available on Plannable Upstart tables.
4872 Width	C Casters	Plannable Upstart tops have flat fronts allowing 2 tables to meet at right angles.
S Depth	G Glides	
5 Leg quantity	<i>Top finish, plastic laminates</i> See Color Program Page	Plannable Upstart tables have four or five straight legs with 5" adjustable leveler glides or 4" adjustable casters. Adjustment range is 27 ³ / ₄ " - 31 ³ / ₄ " for casters and 27 ³ / ₄ " - 32 ³ / ₄ " for glides.
A Grommet	<i>Veneer Goup 2</i> See Color Program Page	
C Casters	Veneer Group 2 worksurfaces are quartered Techgrain.	Rectangular return with two legs includes flat bracket for attachment to primary worksurfaces at right angle.
118 Top finish		
114 Edge finish		
114 Leg finish		

Plannable Upstart Tables
extended corner
extended right

Upstart

description	w	d	h	pattern no.	lam.	V2
30" D left/24" D right corner worksurface, extended right	42"	60"	27 ³ / ₄ " - 32 ³ / ₄ "	AUPM C4260L5 () C () () ()	\$739.	\$1,109.
	42"	72"	27 ³ / ₄ " - 32 ³ / ₄ "	AUPM C4272L5 () C () () ()	855.	1,282.
	48"	60"	27 ³ / ₄ " - 32 ³ / ₄ "	AUPM C4860L5 () C () () ()	798.	1,196.
	48"	72"	27 ³ / ₄ " - 32 ³ / ₄ "	AUPM C4872L5 () C () () ()	913.	1,370.
	48"	84"	27 ³ / ₄ " - 32 ³ / ₄ "	AUPM C4884L5 () C () () ()	1,029.	1,542.



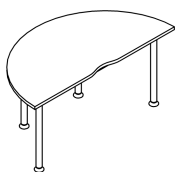
Order Code	Specification Information	Application Notes
Example: AUPM C4872S5 AC 118 114 114	Specify:	<i>Edge finishes, T-mold</i> See Color Program Page
A Currents	<i>Grommet/No grommet</i>	<i>Leg finishes, paint</i> See Color Program Page
UP Upstart	A Grommet	For Veneer Group 2, only black or trim grey edgebands can be specified.
M Plannable	B No grommet	
C Table Shape	<i>Casters/glides</i>	Translucent orange, Translucent blue and Frosty white edgebands are not available on Plannable Upstart tables.
4872 Width	C Casters	Plannable Upstart tops have flat fronts allowing 2 tables to meet at right angles.
S Depth	G Glides	
5 Leg quantity	<i>Top finish, plastic laminates</i> See Color Program Page	Plannable Upstart tables have four or five straight legs with 5" adjustable leveler glides or 4" adjustable casters. Adjustment range is 27 ³ / ₄ " - 31 ³ / ₄ " for casters and 27 ³ / ₄ " - 32 ³ / ₄ " for glides.
A Grommet	<i>Veneer Group 2</i> See Color Program Page	
C Casters	Veneer Group 2 worksurfaces are quartered Techgrain.	Rectangular return with two legs includes flat bracket for attachment to primary worksurfaces at right angle.
118 Top finish		
114 Edge finish		
114 Leg finish		

Plannable Upstart Tables

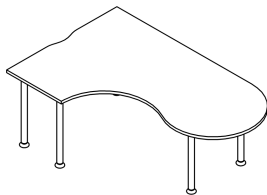
half round and P-shapes

Upstart

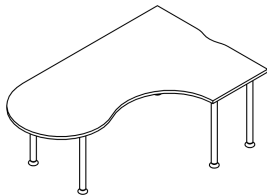
description	w	d	h	pattern no.	lam.	V2
Half round table desk, four legs	59"	30"	27 ³ / ₄ " - 32 ³ / ₄ "	AUPM D594 () G () ()	\$588.	\$882.
	60"	30"	27 ³ / ₄ " - 32 ³ / ₄ "	AUPM D604 () G () ()	588.	882.



P-shape surface, extended right	48"	75"	27 ³ / ₄ " - 32 ³ / ₄ "	AUPM P4875S5 () C () ()	983.	1,475.
---------------------------------	-----	-----	---	-----------------------------------	------	--------



P-shape surface, extended left	75"	48"	27 ³ / ₄ " - 32 ³ / ₄ "	AUPM P7548S5 () C () ()	983.	1,475.
--------------------------------	-----	-----	---	-----------------------------------	------	--------



Order Code

Example:	AUPM P4875S5 AC 118 114 114
A	Currents
UP	Upstart
M	Plannable
P	Table Shape
4875	Width
S	Depth
5	Leg quantity
A	Grommet
C	Casters
118	Top finish
114	Edge finish
114	Leg finish

Specification Information

Specify:	
<i>Grommet/No grommet</i>	
A	Grommet
B	No grommet
<i>Casters/glides</i>	
C	Casters
G	Glides
<i>Top finish, plastic laminates</i>	
	See Color Program Page
<i>Veneer Group 2</i>	
	See Color Program Page
	Veneer Group 2 worksurfaces are quartered Techgrain.

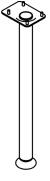

Application Notes

<i>Edge finishes, T-mold</i>	Plannable Upstart tops have flat fronts allowing 2 tables to meet at right angles.
See Color Program Page	
<i>Leg finishes, paint</i>	Plannable Upstart tables have four or five straight legs with 5" adjustable leveler glides or 4" adjustable casters. Adjustment range is 27 ³ / ₄ " - 31 ³ / ₄ " for casters and 27 ³ / ₄ " - 32 ³ / ₄ " for glides.
See Color Program Page	
For Veneer Group 2, only black or trim grey edgebands can be specified.	
Translucent orange, Translucent blue and Frosty white edgebands are not available on Plannable Upstart tables.	Rectangular return with two legs includes flat bracket for attachment to primary worksurfaces at right angle.


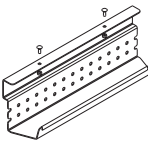


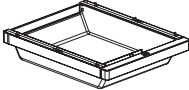
Plannable Upstart Tables

straight leg only

Upstart

description	h	pattern no.	Paint
Straight leg with glide 	26 ⁵ / ₈ " - 31 ⁵ / ₈ "	AUPM SGV ()	\$78.
Straight leg with caster 	26 ⁵ / ₈ " - 30 ⁵ / ₈ "	AUPM SCV ()	78.

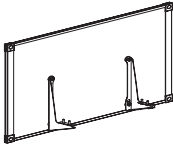
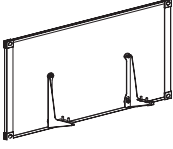
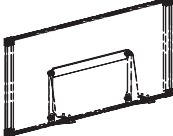
Order Code	Specification Information	Application Notes
Example: AUPM SC 114 A Currents UP Upstart M Plannable S Straight leg C Casters 114 Leg finish	Specify: <i>Casters/glides</i> C Casters G Glides <i>Leg finishes, paint</i> See Color Program Page	<p>Plannable Upstart straight leg may not be used with Original Upstart tables due to stability issues.</p> <p>Each straight Plannable Upstart leg comes with four (4) metal inserts and four (4) screws.</p> <p>Straight Plannable Upstart legs must be positioned in accordance with BIFMA guidelines.</p> <p>Plannable Upstart tables have four or five straight legs with 5" adjustable leveler glides or 4" adjustable casters. Adjustment range is 27³/₄" - 31³/₄" for casters and 27³/₄" - 32³/₄" for glides.</p>

type	w	d	h	pattern no.	list price
Flat bracket 	3 1/2"	14"		AB1 F24	\$28.
Cable tray 	20"	2"	6"	AR1 CB	96.
Carpet grips (set of 10) 				MM2-CG	16.
Non skid grips (set of 10) 				AA1-NSK	28.
Pencil drawer 	12"	15 1/8"	3"	AUP PDU	102.

Order Code	Specification Information	Application Notes
Example: AA1-NSK		
A Currents	Flat bracket and cable tray are black, painted steel.	Flat bracket attaches return worksurface to primary worksurface at right angle.
A1 Accessory	Pencil drawer is integral color, light grey.	Cable tray attaches beneath stiffener under table surface to accommodate transformers or a bundle of cable.
NSK Non skid grips		Carpet grips snap into underside of Upstart leveling glides for traction on carpeted floors. Non-skid grips snap into leveling glides for traction on hard-surface floors. Pencil drawer attaches to the underside of a worksurface at any location.

Upstart Privacy Screens for Upstart tables

Upstart

type	application	w	d	h	pattern no.	list price	
	Polycarbonate screen, back of table	36"	3/4"	24"	AUP B3624RC ()	\$336.	
		48"	3/4"	24"	AUP B4824RC ()	382.	
		60"	3/4"	24"	AUP B6024RC ()	440.	
		72"	3/4"	24"	AUP B7224RC ()	480.	
	Marker surface screen, back of table	36"	3/4"	24"	AUP B3624M ()	336.	
		48"	3/4"	24"	AUP B4824M ()	382.	
		60"	3/4"	24"	AUP B6024M ()	440.	
		72"	3/4"	24"	AUP B7224M ()	480.	
	Magnet rail	36" screen	18"	1/4"	2"	AUP MR36 ()	39.
		48" screen	30"	1/4"	2"	AUP MR48 ()	45.
		60" screen	36"	1/4"	2"	AUP MR60 ()	49.
		72" screen	48"	1/4"	2"	AUP MR72 ()	52.

Order Code

Example:	AUP B7224 RC 117
A	Currents
UP	Upstart
B	Back of worksurface
72	Width
24	Height
RC	Polycarbonate
117	Paint finish

Specification Information

Specify surface type and painted finish for screen frame, brackets and magnet rail.

Surface type:

RC Ribbed polycarbonate
M Marker Surface

Application Notes

Upstart screens mount on the back of Upstart tables to provide partial enclosure above and below worksurface height.

Screens have a translucent, ribbed polycarbonate or marker surface core. Perimeter frame is painted steel with trim grey molded corner blocks.

Screens include brackets that mount to matching holes under Upstart tables of the same width. Bracket holes are also provided for mounting two 36" wide screens on a 72" wide Upstart table.

Screen mounts in two positions, creating enclosure to a height of 39" or 48" when the table top is adjusted to 28".

Screens may be shared between desks in back to back configurations.

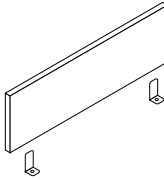
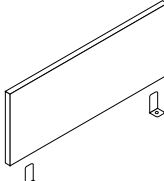
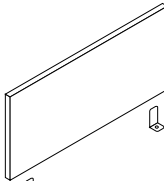
Magnet rails span between screen mounting brackets to hang paper documents.

Magnet rails correspond in width to privacy screens.

Please refer to Introduction page for table and screen dimensions.

Plannable Upstart Privacy Screens

back screens

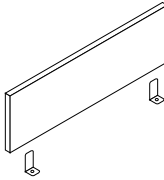
description	type	w	d	h	pattern no.	10	15	20	30	35	40	45
 Back of worksurface screens to 42"H		30"	3/4"	15"	MZ1-B3015-() ➔	\$165.	\$186.	\$190.	\$209.	\$220.	\$234.	\$260.
		36"	3/4"	15"	MZ1-B3615-() ➔	198.	214.	220.	242.	254.	266.	287.
		42"	3/4"	15"	MZ1-B4215-() ➔	242.	254.	262.	288.	305.	313.	335.
		48"	3/4"	15"	MZ1-B4815-() ➔	272.	282.	291.	320.	337.	358.	382.
		54"	3/4"	15"	MZ1-B5415-() ➔	317.	327.	336.	371.	390.	406.	431.
		60"	3/4"	15"	MZ1-B6015-() ➔	349.	356.	368.	404.	425.	452.	478.
		66"	3/4"	15"	MZ1-B6615-() ➔	381.	384.	n/a	n/a	459.	n/a	n/a
		72"	3/4"	15"	MZ1-B7215-() ➔	410.	425.	n/a	n/a	505.	n/a	n/a
	78"	3/4"	15"	MZ1-B7815-() ➔	453.	467.	n/a	n/a	555.	n/a	n/a	
 Back of worksurface screens to overhead support height, 46"H		30"	3/4"	19"	MZ1-B3019-() ➔	210.	227.	234.	256.	270.	280.	306.
		36"	3/4"	19"	MZ1-B3619-() ➔	258.	271.	278.	307.	320.	328.	348.
		42"	3/4"	19"	MZ1-B4219-() ➔	305.	312.	319.	354.	371.	390.	412.
		48"	3/4"	19"	MZ1-B4819-() ➔	347.	355.	364.	401.	423.	463.	471.
		54"	3/4"	19"	MZ1-B5419-() ➔	394.	397.	411.	453.	475.	485.	515.
		60"	3/4"	19"	MZ1-B6019-() ➔	425.	438.	452.	498.	523.	529.	564.
		66"	3/4"	19"	MZ1-B6619-() ➔	469.	479.	n/a	n/a	571.	n/a	n/a
		72"	3/4"	19"	MZ1-B7219-() ➔	515.	524.	n/a	n/a	623.	n/a	n/a
	78"	3/4"	19"	MZ1-B7819-() ➔	562.	568.	n/a	n/a	677.	n/a	n/a	
 Back of worksurface screens, to Reuter overhead support height, 49"H		30"	3/4"	22"	MZ1-B3022-() ➔	256.	269.	277.	306.	319.	328.	349.
		36"	3/4"	22"	MZ1-B3622-() ➔	316.	327.	336.	370.	389.	396.	411.
		42"	3/4"	22"	MZ1-B4222-() ➔	364.	370.	382.	421.	440.	467.	489.
		48"	3/4"	22"	MZ1-B4822-() ➔	425.	426.	439.	486.	510.	519.	565.
		54"	3/4"	22"	MZ1-B5422-() ➔	468.	469.	486.	538.	565.	572.	603.
		60"	3/4"	22"	MZ1-B6022-() ➔	498.	522.	538.	593.	623.	629.	651.
		66"	3/4"	22"	MZ1-B6622-() ➔	557.	580.	n/a	n/a	687.	n/a	n/a
		72"	3/4"	22"	MZ1-B7222-() ➔	621.	622.	n/a	n/a	739.	n/a	n/a
	78"	3/4"	22"	MZ1-B7822-() ➔	667.	670.	n/a	n/a	796.	n/a	n/a	

Order Code	Specification Information	Application Notes
Example: MZ1-B6619-15-W210/2 MZ1 Morrison Network privacy screen B Back of worksurface 66 Width 19 Height 15 Surface type and group no. W210/2 Upholstery	<i>Surface type:</i> 10- Fabric group 10 ➔ 15- Fabric group 15 ➔ 20- Fabric group 20 ➔ 30- Fabric group 30 35- Fabric group 35 40- Fabric group 40 45- Fabric group 45 * Morrison Network screens may be used with Plannable Upstart tables. Refer to front of Upstart price book for planning information.	Back of worksurface screens provide visual barrier and tackable surface from underside of worksurface to a height of 42", 46" or 49". Screen widths should correspond to straight worksurface width, or sum of VDT corner and return widths. Use back of worksurface screen for VDT applications where one side is backed by a vertical panel. VDT worksurfaces will accept back screens on only one back edge. Back screens may not be used at the end of a straight worksurface; use end screens in this application. Privacy screens are not available in a combination of fabrics. Back of worksurface screens are full dimension: two smaller screens may be substituted for a larger one. For example, if using fabric grades 20-70, specify two 36" screens for a 72" surface.
Products indicated with ➔ are available on KnollNow.		Between back-to-back straight or VDT worksurfaces specify a single 3/4" back screen. This allows back-to-back 23 5/8"D or 29 5/8"D worksurfaces to plan on a precise 6" module. 15" high screens are used for a 42" horizon. 19"H screens are used to fill in space between worksurface and Morrison overhead. 22"H screens fill the space between worksurface and Reuter overhead. All but shared end screens start at the bottom of the worksurface. Privacy screens are supported by brackets fastened at worksurface inserts. Privacy screens include mounting brackets, insert kit, and stiffener clip. For replacement screen stiffeners see Accessories page. Privacy screens may be specified to achieve ASTM E-84 Class "A" flamespread rating.

Plannable Upstart Privacy Screens

VDT screens

Upstart

description	type	w	d	h	pattern no.	10	15	20	30	35	40	45
Back of VDT screens 	To 42"H	35 ⁵ / ₈ "	3/4"	15"	MZ1-V3615-() ➔	\$198.	\$214.	\$220.	\$234.	\$242.	\$260.	\$287.
		41 ⁵ / ₈ "	3/4"	15"	MZ1-V4215-() ➔	242.	254.	262.	280.	287.	306.	335.
		47 ⁵ / ₈ "	3/4"	15"	MZ1-V4815-() ➔	272.	282.	291.	313.	327.	348.	382.
		59 ⁵ / ₈ "	3/4"	15"	MZ1-V6015-() ➔	345.	358.	370.	395.	411.	437.	474.
		71 ⁵ / ₈ "	3/4"	15"	MZ1-V7215-() ➔	418.	432.	n/a	n/a	495.	n/a	n/a
	To 46"H	35 ⁵ / ₈ "	3/4"	19"	MZ1-V3619-()	261.	270.	278.	296.	305.	318.	348.
		41 ⁵ / ₈ "	3/4"	19"	MZ1-V4219-()	305.	312.	319.	342.	356.	382.	412.
		47 ⁵ / ₈ "	3/4"	19"	MZ1-V4819-()	347.	356.	368.	391.	397.	426.	471.
		59 ⁵ / ₈ "	3/4"	19"	MZ1-V6019-()	434.	451.	466.	505.	526.	560.	607.
		71 ⁵ / ₈ "	3/4"	19"	MZ1-V7219-()	522.	544.	n/a	n/a	633.	n/a	n/a
	To 49"H	35 ⁵ / ₈ "	3/4"	22"	MZ1-V3622-() ➔	316.	327.	336.	359.	363.	382.	411.
		41 ⁵ / ₈ "	3/4"	22"	MZ1-V4222-() ➔	364.	370.	382.	401.	424.	457.	489.
		47 ⁵ / ₈ "	3/4"	22"	MZ1-V4822-() ➔	425.	428.	441.	469.	470.	471.	565.
		59 ⁵ / ₈ "	3/4"	22"	MZ1-V6022-() ➔	504.	523.	540.	587.	612.	649.	704.
		71 ⁵ / ₈ "	3/4"	22"	MZ1-V7222-() ➔	603.	629.	n/a	n/a	736.	n/a	n/a

Order Code

Example:	MZ1-V4822-15-W210/2
MZ1	Morrison Network privacy screen
V	VDT
48	Width
22	Height
15	Surface type and group no.
W210/2	Upholstery

Products indicated with ➔ are available on KnollNow.

Specification Information

Surface type:

- 10- Fabric group 10 ➔
- 15- Fabric group 15 ➔
- 20- Fabric group 20 ➔
- 30- Fabric group 30
- 35- Fabric group 35
- 40- Fabric group 40
- 45- Fabric group 45

VDT worksurfaces will not accept back screens on both back edges. Use VDT screens on at least one back edge.

VDT screens are not in pairs; specify one for each back edge or one VDT screen and one back screen.

Application Notes

Privacy screens are supported by brackets fastened to worksurface inserts. Privacy screens include mounting brackets, insert kit and stiffener clip.

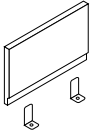
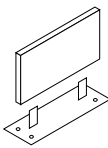
15" high screens are used for a 42" horizon.

19"H screens are used to fill in space between worksurface and desk mounted Morrison Network overheads.

22"H screens fill the space between worksurface and desk mounted Reuter overheads.


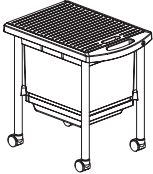
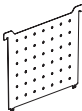
Privacy screens may be specified to achieve ASTM E-84 Class "A" flamespread rating.

* Morrison Network screens may be used with Plannable Upstart tables. Refer to front of Upstart price book for planning information.

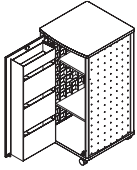
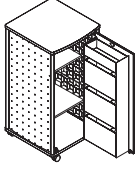
description	type	w	d	h	pattern no.	10	15	20	30	35	40	45
	To 42"H	24"	3/4"	15"	MZ1-E2415-W/U-() ➔	\$157.	\$180.	\$185.	\$193.	\$205.	\$223.	\$254.
		30"	3/4"	15"	MZ1-E3015-W/U-() ➔	174.	191.	198.	212.	223.	237.	270.
	To 46"H	24"	3/4"	19"	MZ1-E2419-W/U-()	189.	206.	210.	229.	236.	254.	283.
		30"	3/4"	19"	MZ1-E3019-W/U-()	218.	236.	242.	260.	269.	283.	316.
	To 49"H	24"	3/4"	22"	MZ1-E2422-W/U-() ➔	223.	235.	240.	258.	269.	285.	315.
		30"	3/4"	22"	MZ1-E3022-W/U-() ➔	266.	280.	286.	307.	314.	333.	363.
	To 42"H	24"	3/4"	13"	MZ1-S2415-W/U-() ➔	151.	171.	178.	187.	197.	214.	243.
		30"	3/4"	13"	MZ1-S3015-W/U-() ➔	165.	186.	190.	204.	214.	228.	260.
	To 46"H	24"	3/4"	17"	MZ1-S2419-W/U-()	182.	198.	204.	217.	228.	243.	275.
		30"	3/4"	17"	MZ1-S3019-W/U-()	210.	227.	234.	250.	258.	275.	306.
	To 49"H	24"	3/4"	20"	MZ1-S2422-W/U-() ➔	212.	226.	231.	248.	258.	276.	305.
		30"	3/4"	20"	MZ1-S3022-W/U-() ➔	256.	269.	277.	296.	305.	318.	349.

Order Code	Specification Information	Application Notes
<p>Example: MZ1-S3019W15-W210/2</p> <p>MZ1 Morrison Network privacy screen</p> <hr/> <p>S Shared</p> <hr/> <p>30 Width</p> <hr/> <p>19 Height</p> <hr/> <p>W For 1 3/4" worksurface</p> <hr/> <p>15 Surface type and group no.</p> <hr/> <p>W210/2 Upholstery</p>	<p><i>Surface type:</i></p> <p>10- Fabric group 10 ➔</p> <p>15- Fabric group 15 ➔</p> <p>20- Fabric group 20 ➔</p> <p>30- Fabric group 30</p> <p>35- Fabric group 35</p> <p>40- Fabric group 40</p> <p>45- Fabric group 45</p> <p><i>End screens specify:</i></p> <p>W- For use with 1 3/4" thick worksurfaces</p> <p>U- For use with 1 1/4" thick worksurfaces</p> <p>* Morrison Network screens may be used with Plannable Upstart tables. Refer to front of Upstart price book for planning information.</p>	<p>End screens must be used at the end of straight or rounded end worksurfaces.</p> <p>End screens for outside application cover the end of the worksurface and align with adjacent back screens.</p> <p>End screens for shared application begin above the worksurface to allow modular planning when straight worksurfaces are end-to-end.</p> <p>When specifying end screens under 64"H panel mounted Morrison Network overheads with task lights, only screens to 42"H will fit.</p> <p>With 64"H panel-mounted Reuter overheads any screen up to 49"H may be planned perpendicular to storage.</p>
		<p>Privacy screens are supported by brackets fastened at worksurface inserts. Privacy screens include mounting brackets, insert kit and stiffener clip.</p> <p>15" high screens are used for a 42" horizon.</p> <p>19"H screens are used to fill in space between worksurface and desk mounted Morrison Network overheads.</p> <p>22"H screens fill the space between worksurface and desk mounted Reuter overheads.</p> <p>All but shared end screens start at the bottom of the worksurface.</p> <p>Privacy screens may be specified to achieve ASTM E-84 Class "A" flamespread rating.</p>

Products indicated with ➔ are available on KnollNow.

type	application	w	d	h	pattern no.	list price
	locking	16 1/4"	22 1/2"	23"	AUP C L ()	\$450.
	non locking	16 1/4"	22 1/2"	23"	AUP C ()	416.
	locking	16 1/4"	22 1/2"	23"	AUP C DL ()	495.
	non locking	16 1/4"	22 1/2"	23"	AUP C D ()	461.
Vertical divider					AUP VP3	74.
						

Order Code	Specification Information	Application Notes
Example: AUP CDL U		
A Currents	Cart includes integral color file tub and top frame, with translucent polycarbonate receding top. Legs are natural anodized aluminum with non-locking casters. Personal drawer is integral color light grey with a concealed slide lock inside the tub. Divider is light grey, perforated painted steel. <i>Integral color finish for file tub and top frame:</i> U Light grey G1 Glider grey	Upstart cart combines filing and personal storage in an accessible, mobile unit designed to roll under Upstart tables. The cart is not intended to be a mobile seat. Cart includes letter width/legal depth file tub with translucent, receding top. File carts with drawer include 3" high personal storage drawer under files. File cart may be specified with lock.
UP Upstart		
C Cart		
D Drawer		
L Lock		
U Light grey		

type	application	description	w	d	h	pattern no.	P1/P2	P3	P1/P2-V2	P3/V2	P1/P2-V3	P3/V3	
	active door, 1 file tub, 4 CD tubs	casters	24"	25"	48"	AUP T48E LCT ()()	\$1,678.	\$1,910.	\$1,852.	\$1,968.	\$2,026.	\$2,141.	
		glides	24"	25"	48"	AUP T48E LGT ()()	1,793.	2,026.	1,968.	2,083.	2,141.	2,257.	
	active door, 3 file tubs, 1 CD tub	casters	24"	25"	48"	AUP T48A LCT ()()	1,678.	1,910.	1,852.	1,968.	2,026.	2,141.	
		glides	24"	25"	48"	AUP T48A LGT ()()	1,793.	2,026.	1,968.	2,083.	2,141.	2,257.	
		active door, 1 file tub, 4 CD tubs	casters	24"	25"	48"	AUP T48E RCT ()()	1,678.	1,910.	1,852.	1,968.	2,026.	2,141.
			glides	24"	25"	48"	AUP T48E RGT ()()	1,793.	2,026.	1,968.	2,083.	2,141.	2,257.
active door, 3 file tubs, 1 CD tub		casters	24"	25"	48"	AUP T48A RCT ()()	1,678.	1,910.	1,852.	1,968.	2,026.	2,141.	
		glides	24"	25"	48"	AUP T48A RGT ()()	1,793.	2,026.	1,968.	2,083.	2,141.	2,257.	
Shelf Insert				20 1/2"	14 1/2"	3/4"	AUPTS						98.

Order Code	Specification Information	Application Notes
Example: AUP T48A LCT 117 117	Specify:	Bright White (118) and Silver (613) are P3 paint finishes.
A Currents		
UP Upstart		
T Tower		
48 Height		
A Door configuration	<i>Door configuration:</i>	
L Left	A Active door, 3 files, 1 CD	Towers include painted finish top and bottom, two shelves, molded translucent side and back panels, clear satin anodized aluminum posts, and hinged door with lock. Doors may be specified with painted or veneer finish.
C Casters	E Active door, 1 file, 4 CD	
T Side panels	<i>Specify:</i>	Side panels support adjustable shelves on a 3" grid.
117 Top and base finish	L Left hinge	
117 door finish	R Right hinge	Active door includes tilting bins for 5" deep, letter or legal files and CDs or personal items.
	C Casters	Upstart towers are designed for rapid assembly on site.
	G Glides	
	<i>Specify top and base finish and door finish.</i>	

<i>pattern no.</i>	<i>page</i>	<i>pattern no.</i>	<i>page</i>	<i>pattern no.</i>	<i>page</i>
AA1-NSK	20	AUPM C4860D5	16	AUPM SGV	19
AB1 F24	20	AUPM C4860L5	17	AUPTS	26
AR1 CB	20	AUPM C4860R5	16	MM2-CG	20
AUP B3624M	21	AUPM C4860S5	16	MZ1-B3015	22
AUP B3624RC	21	AUPM C4872D5	16	MZ1-B3019	22
AUP B4824M	21	AUPM C4872L5	17	MZ1-B3022	22
AUP B4824RC	21	AUPM C4872R5	16	MZ1-B3615	22
AUP B6024M	21	AUPM C4872S5	16	MZ1-B3619	22
AUP B6024RC	21	AUPM C4884D5	16	MZ1-B3622	22
AUP B7224M	21	AUPM C4884L5	17	MZ1-B4215	22
AUP B7224RC	21	AUPM C4884R5	16	MZ1-B4219	22
AUP C	25	AUPM C4884S5	16	MZ1-B4222	22
AUP C D	25	AUPM C6036S5	14	MZ1-B4815	22
AUP C DL	25	AUPM C6042L5	14	MZ1-B4819	22
AUP C L	25	AUPM C6042R5	15	MZ1-B4822	22
AUP C4872S5	8	AUPM C6042S5	14	MZ1-B5415	22
AUP C7248S5	8	AUPM C6048D5	14	MZ1-B5419	22
AUP D624	10	AUPM C6048L5	14	MZ1-B5422	22
AUP M72DC4	7	AUPM C6048R5	15	MZ1-B6015	22
AUP M72DF4	7	AUPM C6048S5	14	MZ1-B6019	22
AUP MR36	21	AUPM C6060D5	13	MZ1-B6022	22
AUP MR48	21	AUPM C6060S5	13	MZ1-B6615	22
AUP MR60	21	AUPM C7236S5	14	MZ1-B6619	22
AUP MR72	21	AUPM C7242L5	14	MZ1-B6622	22
AUP O664	10	AUPM C7242R5	15	MZ1-B7215	22
AUP PDU	20	AUPM C7242S5	14	MZ1-B7219	22
AUP R424	10	AUPM C7248D5	14	MZ1-B7222	22
AUP S48D4	9	AUPM C7248L5	14	MZ1-B7815	22
AUP S48S2	9	AUPM C7248R5	15	MZ1-B7819	22
AUP S48S4	9	AUPM C7248S5	14	MZ1-B7822	22
AUP S60D4	9	AUPM C8448D5	14	MZ1-E2415-W/U	24
AUP S72D4	9	AUPM C8448L5	14	MZ1-E2419-W/U	24
AUP S72E4	9	AUPM C8448R5	15	MZ1-E2422-W/U	24
AUP T363	10	AUPM C8448S5	14	MZ1-E3015-W/U	24
AUP T48A LCT	26	AUPM D594	18	MZ1-E3019-W/U	24
AUP T48A LGT	26	AUPM D604	18	MZ1-E3022-W/U	24
AUP T48A RCT	26	AUPM P4875S5	18	MZ1-S2415-W/U	24
AUP T48A RCT	26	AUPM P7548S5	18	MZ1-S2419-W/U	24
AUP T48E LCT	26	AUPM S30D4	11	MZ1-S2422-W/U	24
AUP T48E LGT	26	AUPM S30S4	11	MZ1-S3015-W/U	24
AUP T48E RCT	26	AUPM S36D4	11	MZ1-S3019-W/U	24
AUP T48E RGT	26	AUPM S36S2	12	MZ1-S3022-W/U	24
AUP V48S5	8	AUPM S36S4	11	MZ1-V3615	23
AUP VP3	25	AUPM S42D4	11	MZ1-V3619	23
AUP W60D4	10	AUPM S42S2	12	MZ1-V3622	23
AUP Y72DCL4	7	AUPM S42S4	11	MZ1-V4215	23
AUP Y72DCR4	7	AUPM S48D4	11	MZ1-V4219	23
AUP Y72DFL4	7	AUPM S48S2	12	MZ1-V4222	23
AUP Y72DFR4	7	AUPM S48S4	11	MZ1-V4815	23
AUPM C3660S5	16	AUPM S54D4	11	MZ1-V4819	23
AUPM C3672S5	16	AUPM S54S4	11	MZ1-V4822	23
AUPM C4242D5	13	AUPM S60D4	11	MZ1-V6015	23
AUPM C4242S5	13	AUPM S60S2	12	MZ1-V6019	23
AUPM C4260L5	17	AUPM S60S4	11	MZ1-V6022	23
AUPM C4260R5	16	AUPM S66D4	11	MZ1-V7215	23
AUPM C4260S5	16	AUPM S66S4	11	MZ1-V7219	23
AUPM C4272L5	17	AUPM S72D4	11	MZ1-V7222	23
AUPM C4272R5	16	AUPM S72S4	11		
AUPM C4272S5	16	AUPM S84D4	11		
AUPM C4848D5	13	AUPM S84S4	11		
AUPM C4848S5	13	AUPM SCV	19		

Selling Policy

	<p>This Selling Policy supercedes all previous selling policies. Prices, discounts and product offerings are subject to change without notice.</p>
Terms & Conditions of Sales	<p>Sales by Knoll, Inc. or Knoll North America Corp. ("Seller") of Knoll Product Lines (hereinafter "Products") within the United States and Canada are made only on the terms which are contained in this Selling Policy. Seller hereby gives notice of its objection to any different or additional terms and conditions. This sale is expressly conditional upon Purchaser's assent to the terms and conditions set forth below. Additional terms and conditions may apply to KnollStudio and KnollTextiles orders. These terms and conditions may be modified or supplemented only by a written document signed by an authorized representative of Seller. These terms and conditions supercede any prior and/or contemporaneous agreements or correspondence between Purchaser and Seller. Written quotations expire thirty (30) days from the date of issuance and can be withdrawn by written notice anytime during that period. Where Purchaser and Seller have entered into the Knoll Electronic Terms and Conditions, all orders, acknowledgements, invoices and other business communications placed or transmitted in accordance with the Knoll Electronic Terms and Conditions shall be deemed to be in writing and signed and shall be valid for all purposes as if they were originated and maintained in documentary form.</p>
Ordering Information	<p>All orders must be in writing. The product pattern number(s) contained on Seller's order acknowledgement shall be the final expression of the order.</p>
Order Confirmation	<p>A purchase order is not binding on Seller until Purchaser has received Seller's order confirmation or acknowledgment.</p>
Pricing Policies	<p>List prices are subject to change without notice.</p> <p>List prices shall be those prices in effect on the date of receipt of a complete purchase order unless shipment is requested more than ninety (90) days after order entry in which case prices in effect on the date of shipment apply. List prices include specified freight costs. Unless specified in writing by Seller, no other charges are included in Seller's list prices.</p>
Taxes	<p>All sales, use, excise and other taxes applicable to the sale of the Products shall be paid by Purchaser. If Purchaser claims an exemption from any tax, Purchaser shall submit to Seller the appropriate exemption certificates.</p>
Terms of Payment	<p>Payment for one hundred percent (100%) of the net order amount is due within thirty (30) days of the date of invoice, which is issued upon shipment. In case of any discrepancies, such as shortages, and Seller is notified in writing within ten (10) days of receipt of Product, only that portion may be deducted and the balance paid. For orders greater than \$100,000 net, a one-third (1/3) deposit is due at the time of order placement, with the remainder due within thirty (30) days of the date of invoice.</p> <p>KnollStudio orders less than \$2,000 require payment for one hundred percent (100%) of the net order amount (including any applicable sales tax and charges for inside delivery, special packaging, etc.), due at time of order placement. For KnollStudio orders greater than \$2,000, a one-half (50%) deposit is due at time of order placement with the remainder (including any applicable sales tax and charges for inside delivery, special packaging, etc.) due prior to shipment.</p> <p>If, in the judgment of Seller, Purchaser's financial condition does not justify the terms of the payment, Seller may require full or partial payment in advance.</p> <p>Past due accounts shall be charged one and one-half percent (1.5%) per month, or the highest rate permitted by law, whichever is less, and will be added to the outstanding balance. In the event Purchaser defaults on payment, Purchaser shall be liable for all collection costs, including reasonable attorney's fees and costs.</p>
Changes and Cancellation	<p>Purchase orders may not be changed or cancelled, in whole or in part, without prior written consent of Seller. Changes may effect delivery dates. Expenses incurred because of changes shall be charged to Purchaser. In the event of cancellations, Purchaser will be liable for reasonable cancellation charges established by Seller. Orders for special Product, orders including "COM" (hereinafter defined) material and orders pursuant to expedited delivery programs, may not be canceled.</p>
Freight Prepaid	<p>Freight is prepaid and included in the price of all Products, except KnollTextiles, within the 48 contiguous United States and Canada, excluding the Yukon, Northwest Territories, Nunavut and Newfoundland. Packing is tested for rigorous motion and transportation but is not guaranteed to protect furniture from conditions over which the Seller has no control. If special packaging is required for any reason, please consult with your sales representative or dealer. Seller shall select the method of shipment and routing. All shipments shall be tailgate deliveries. Freight for all KnollTextiles orders is prepaid and added to the invoice.</p>
Delivery/Freight Charges	<p>Shipments outside the contiguous 48 United States and Canada shall be shipped F.O.B. Origin.</p> <p>For shipments outside the contiguous United States and Canada, Purchaser is responsible for the cost of freight from point of embarkation, including any handling and transportation charges incidental to loading at the point of departure and unloading at the final destination.</p> <p>Conditions beyond the control of Seller, including weather, available facilities and traffic conditions, may affect exact time of delivery. Seller shall not be responsible for specific carrier delivery date or time unless it has made a specific delivery commitment, in writing.</p> <p>Nonstandard methods of shipment and/or additional services are available upon request. Purchaser will be billed for the differential cost of any special services in excess of standard surface carrier freight costs. Premium charges, at Purchaser's request, will be added for airfreight, exclusive use of vehicle and extra, export or special packaging. Accessorial charges will be added for inside delivery, extra labor, reconsignment and redelivery.</p> <p>Partial shipments may be made and invoiced by Seller.</p>
Claims	<p>All shipments for all Knoll Products within the contiguous United States and Canada are F.O.B. Origin. Risk of loss passes to Purchaser at time of delivery to carrier. Purchaser shall inspect all Products upon receipt and notify Seller within ten (10) working days after receipt of any damage or defects which are, or should be, apparent from an inspection of the Product and its packaging. Failure of Purchaser to make a claim against carrier or notify Seller during the ten (10) working day period shall constitute acceptance of the Products and waiver of any apparent defects, errors or shortages. Seller will agree to repair or replace Product damaged in shipment if Purchaser has notified Seller of freight damage within ten (10) working days after receipt and assigns its rights against the carrier.</p>
Seller's Security Interest	<p>Until Seller receives the full payment for the Product, Seller shall have a security interest in the Product. Purchaser agrees to perform all acts, including but not limited to the execution and filing of documentation, which may be necessary to perfect and assure the security interest of Seller.</p>
Returns	<p>The return of Products without a written authorization by Seller shall not be accepted. To receive authorization for Product return, please call Customer Service. All Products that are returned pursuant to a valid authorization shall be subject to a twenty-five percent (25%) of list restocking charge. Products not currently offered for sale by Seller (including COM) shall not be authorized for return. All returned Products must be unused, in original condition and in the original Seller packing cartons. No refund or credit shall be given for damaged Products.</p>
Held Orders/Storage	<p>If Purchaser requests that an order be held or delayed, prices and terms and conditions in effect at the time of shipment shall apply. If Purchaser requests a delay after the time when Seller can defer production, Purchaser will be invoiced for the Product, payable in accordance with standard terms, when the order is ready for shipment. Seller may transfer the Product to storage, in which case all expenses incurred in connection with storage, including demurrage, preparation for storage, storage charges and handling shall be payable by Purchaser upon submission of invoices by Seller. Risk of loss to the Product shall pass to the Purchaser upon delivery of the Product into storage.</p>

Selling Policy

Customer's Own Material	<p>A Purchaser who requests a fabric or other surface material not standard to Seller's line of Products ("COM") must submit samples of the requested material to Seller prior to entry of a purchaser order. Seller shall determine if the material is suitable to its manufacturing processes and meets any requirements of Underwriters Laboratories. If the COM is acceptable, Seller will then establish a price for using the COM or the Product in question. For a description of the procedures for submitting samples and testing, contact customer resources or your sales representative. Seller shall have no responsibility for the appearance, condition, performance, durability, colorfastness or any other physical attribute of the COM. Purchaser shall indemnify and hold Seller harmless for any damages, injuries or losses arising out of or related to use of the COM on the Product.</p>
Warranty	<p>Seller warrants to the original Purchaser only that the Products Seller manufactures and sells to Purchaser are free of defects in workmanship and materials, during the applicable warranty period set forth below.</p> <p>Should any failure to conform with this limited warranty appear to a Product listed below during the applicable warranty period from the date of shipment, Seller shall, upon prompt written notice, repair or replace, at its option and costs, the affected part or parts.</p> <p><i>Product and Period of Warranty</i></p> <p><i>Lifetime: AutoStrada, Calibre, Crinion Open Table, Currents, Dividends, Equity, Morrison, Reff</i> laminate and other non-wood components (except cascade edge worksurfaces, operational parts, controls, electrical, special or custom products, see below)</p> <p><i>10 Years: AutoStrada, Crinion Open Table and Reff</i> wood components, wood casegoods, <i>Interaction</i> tables (except height adjustment mechanisms for <i>Counterforce</i>, crank-adjustable, and split-top tables and worksurfaces, see below), <i>Reuter</i> overheads, <i>Reuter</i> vertical storage, <i>Bulldog, Chadwick, Essentials Work Chairs, Life, RPM</i> and <i>Sapper</i> seating structural and operational parts, controls, casters, pneumatic cylinders, seat and back mesh (except seating upholstery, finishes and labor, see below)</p> <p><i>5 Years:</i> Operational parts, controls, electrical (except light ballasts and bulbs, see below), cascade edge worksurfaces, special or custom product, wood veneer products, <i>A3, Currents</i> handcrank, <i>Interaction Counterforce, Interaction</i> crank-adjustable, and split-top mechanisms, <i>KnollStudio, KnollExtra</i> adjustable keyboard supports, VDT carousel, monitor platform, equipment storage drawers and all universal storage drawers, <i>Open Up, Visor</i> and <i>SoHo</i> seating structural and operational parts, controls, pneumatic cylinders (except seating upholstery, finishes and labor, see below)</p> <p><i>3 Years:</i> Upholstery, finishes and labor to repair the following chairs: <i>Bulldog, Chadwick, Life, Open Up, Parachute, RPM, Sapper</i> and <i>SoHo</i>.</p> <p><i>2 Years:</i> All other <i>KnollExtra</i> product</p> <p><i>1 Year:</i> Light ballasts and bulbs and <i>Equity</i> fiberglass panels, seating upholstered armpads and soft armpads, <i>Visor</i> finishes and labor to repair.</p> <p>This warranty does not apply to:</p> <ul style="list-style-type: none">• Damage caused by a carrier other than the Seller.• Normal wear and tear or acts or omissions of parties other than Seller (including user modification).• COM or other third party materials applied to Products.• Products not installed by or under the auspices of a certified dealer of Seller.• Dramatic temperature variations or exposure to unusual conditions.• Except as specifically noted above, textiles and upholstery supplied by <i>KnollTextiles</i> (consult current <i>KnollTextiles</i> price list for applicable warranty).• Labor to repair or replace Essential Work Chairs affected part or parts. <p>Natural variations occurring in wood, marble, and leather shall not be considered defects, and the Seller does not guarantee the colorfastness or matching of the colors, grains or textures, or surface hardness of such materials. The Seller also does not guarantee the colorfastness of fiberglass panel surfaces. THE EXPRESS WARRANTIES CONTAINED HEREIN ARE IN LIEU OF ALL OTHER WARRANTIES, EXPRESS OR IMPLIED, INCLUDING ANY WARRANTIES OF MERCHANTABILITY AND FITNESS FOR PARTICULAR PURPOSE AND ALL OTHER WARRANTIES ARISING FROM COURSE OF DEALING OR USAGE OF TRADE.</p> <p>The remedies provided above are the Purchaser's sole remedies for any failure of Seller to comply with its obligations regarding the workmanship of its Products. Correction of any nonconformity in the manner and for the period of time provided shall constitute complete fulfillment of all liabilities of Seller, with respect to or arising out of the Product furnished hereunder.</p>
Delay/Force Majeure	<p>Seller shall not be liable for failure to perform or for delay in performance due to fire, flood, strike or other labor difficulty, act of God, act of any governmental authority or of the Purchaser, riot, embargo, fuel or energy shortage, wrecks or delay in transportation, inability to obtain necessary labor, materials or manufacturing facilities from usual sources or failure of suppliers to meet their contractual obligations, or due to any cause beyond its reasonable control. If any such event occurs, Seller may extend delivery dates by a period of time necessary to overcome the effect of such delay, allocate available Product or cancel any purchase order.</p>
Compliance with Law	<p>PURCHASER IS SOLELY RESPONSIBLE FOR COMPLIANCE WITH ALL APPLICABLE FEDERAL, STATE AND LOCAL LAWS, ORDINANCES, REGULATIONS, RULES AND STANDARDS RELATING TO THE INSTALLATION, MAINTENANCE, USE AND OPERATION OF THE PRODUCTS.</p>
Patents	<p>Subject to the following provisions, Seller shall, at its own expense, defend or, at its option, settle any claim, suit or proceeding brought against the Purchaser, and/or its vendees, mediate and immediate, so far as based on an allegation that any Product or any part thereof furnished hereunder constitutes a direct or a contributory infringement of any claim of any patent of the United States or Canada. This obligation shall be effective only if Purchaser shall have made all payments then due hereunder and if Seller is notified promptly in writing and given authority, information and assistance for the defense of said claim, suit or proceeding. Seller shall pay all damages and costs awarded in such suit or proceedings so defended.</p> <p>The foregoing indemnity does not apply to the following:</p> <ul style="list-style-type: none">• Products supplied according to a design other than that of Seller, and which is required by the Purchaser.• Combination of the Product with another product not furnished hereunder unless Seller is a contributory infringer.• Any settlements of a suit or proceeding made without Seller's written consent.
Limitations of Liability	<p>SELLER, ITS CONTRACTORS, AUTHORIZED DEALERS AND SUBCONTRACTORS OR SUPPLIERS OF ANY TIER SHALL NOT BE LIABLE TO PURCHASER FOR ANY SPECIAL, INDIRECT, INCIDENTAL OR CONSEQUENTIAL DAMAGES ARISING FROM A BREACH OF THIS AGREEMENT.</p> <p>Purchaser's remedies set forth herein are exclusive and the liability of Seller with respect to the breach of this agreement or any contract entered into between the parties pursuant hereto shall not exceed the price of the Product or part on which such liability is based.</p>

KnollKey Lock Program

KnollKey Lock Program General Information

Following is the KnollKey lock policy, applicable to all products.

Key-alike

For the convenience of the user, furniture may be keyed alike at no charge. Write "Key-alike" in the description of your purchase order for any pedestal, overhead, file or other item you wish to have keyed alike.

Using the key-alike instructions, order cores and keys as line items on your purchase order. Do NOT submit a key-alike form. The Knoll East Greenville Lock Center will select key numbers from the standard range of K 001 - K 250. Key numbers will not be repeated unless over 250 sets are ordered. Lock cores keyed-alike will ship separately from the product, ready for field installation.

There is no charge for key-alike orders if placed with the furniture order.

IF THE KEY-ALIKE ORDER IS NOT PLACED AT LEAST TWO WEEKS PRIOR TO THE FURNITURE SHIP DATE, A \$50 HANDLING CHARGE AND AIR FREIGHT CHARGES WILL APPLY.

If product is ordered and shipped random-keyed, additional lock cores for key-alike are billable.

Random-Keying

To specify product keyed-random, write "key-random" in the product description. Random-keyed product is shipped with the lock core factory installed. A shrouded key is included. Random means no effort has been made to match key numbers, or to make them different.

Keys

A Knoll shrouded key is shipped with every lock core. 250 Key numbers are available. For numbers above 250, contact Custom Product Development. Additional keys and key blanks are available. See service parts for more information.

Master Keying

Knoll locks can be controlled by means of a master key. There is no additional per-lock charge for master keying. A letter of approval from the client must accompany orders for master keys.

Installing Lock Cores

Lock cores can be installed or removed in the field by using a change key. Cores must be in the unlocked position to be removed. See service parts for change key pattern number and pricing.

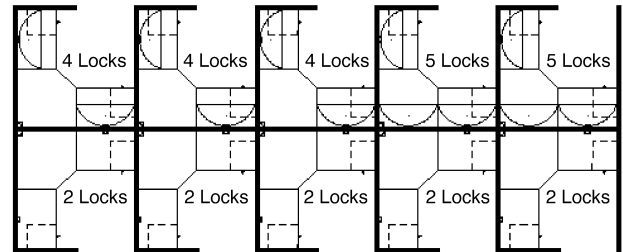
Lock Distribution

All orders for key-alike lock cores/keys are packaged and shipped from the East Greenville Lock Center, regardless of where the pedestals, overhead, or other units are produced. KnollNow and random keyed product will have cores factory-installed.

How to Specify Key-Alike

Following is an example of how to specify key-alike for a cluster of 10 workstations.

Step 1 - Using the project floorplan, count the number of locks in each workstation.



Step 2 - Count the number of workstations with the same quantity of locks. Group together the workstations with a like number of locks.

5 workstations with 2 locks per station
3 workstations with 4 locks per station
2 workstations with 5 locks per station

Step 3 - For the first group (5 sets of 2 locks), enter the number of workstations in the quantity column.

Qty	Pattern #	Description	Unit List	Ext. List
5				

Step 4 - Then enter the pattern number "KSPEC_ _" and add a suffix for the number of locks for that group (i.e., for 2 locks per station, add the suffix "2"). Up to 30 lock cores are available in a set (i.e., KSPEC 30).

Qty	Pattern #	Description	Unit List	Ext. List
5	KSPEC 2	Set of 2 cores/keys	N / C	N / C

Step 5 - Repeat for other groups.

Qty	Pattern #	Description	Unit List	Ext. List
5	KSPEC 2	Set of 2 cores/keys	N / C	N / C
3	KSPEC 4	Set of 4 cores/keys	N / C	N / C
2	KSPEC 5	Set of 5 cores/keys	N / C	N / C

Your Key instructions are complete.

Knoll will select key numbers for each set from 250 available numbers. Additional key numbers are available through Custom Product Development. **For additions to existing installations, specify desired key numbers in the description.**

Service Parts

Pattern #	Description	List Price
KKEY_ _ _	Shrouded Key Specify key number desired	\$5
KBLANK	Shrouded Key Blank	\$5
KSPECB_ _ _	Retrofit Universal Core/Key Specify key number desired	\$18
KCHANGE	Change Key	\$5
KMASTER*	Master Key	\$5

*Note: A letter of approval on company letterhead from the client must accompany all orders for master keys.

General Ordering Information

The Products

This guide encompasses all standard products for this product group.

Sizes

Dimensions listed in this guide are indicated as:

H = height

W = width

D = depth

Dia. = diameter

Rad. = radius

Pricing

All prices shown are list.

How to Order

Select pattern numbers and quantities required for your complete installation. Product questions can be addressed in the specific sections of this guide or by contacting your sales representative or customer resource representative at 1-800-343-5665.

Next, select options (if required), along with colors and finishes appropriate to each product. Reference the Finishes and Fabrics pages for color designations.

On large installations, an item's "designated area" can be specified to assist in product organization and handling.

To expedite complete / correct entry of your order, be certain all pattern numbers, quantities, colors and area identifications are completely specified. Also, include complete purchase order numbers, bill-to and ship-to addresses, a contact name and specific factory shipping dates required.

Mail all orders to:

Knoll, Inc.

1235 Water Street

P.O. Box 157

East Greenville, PA 18041

Attention: Order Entry

Once your order is entered at Knoll, an acknowledgment will be mailed to you. You will be advised of your scheduled shipping date within five days of the original acknowledgment. If it is necessary to revise your order, please contact your customer resource representative.

Sustainability Statement

Sustainable design is a key component of Knoll's environmental focus. Our commitment to social responsibility and a healthy environment has prompted us to further articulate our longstanding environmental programs and, with encouragement and support from our colleagues in the industry, we have re-energized our focus on such "green" initiatives as life cycle analysis and LEED™ certification. Knoll is proud to have contributed to projects that have received LEED certification from the U.S. Green Building Council.

For the latest information on Knoll products that help our customers achieve LEED certification, log on to knoll.com, click on "About Knoll" and then "Environmental Focus."