
Template

Price List
July 2023

Knoll

Introduction	Knoll Color Program Finishes	2
	Template Fabrics	6
	Template Specifications	7
Core Structure	End Panel	10
	Mid Panel	12
	Bases and Base Kick Plate	14
	Tops	15
	Full Height Back Kit	19
	Upper Back Kit	23
	Mid Back Kit	25
Inside Back Inserts	Full Height Inside Back Inserts	26
	Upper Inside Back Inserts	28
	Mid Inside Back Inserts	30
Storage Components	Drawer Kits	34
	Sliding Door Kits	36
	Hinged Door Kits	39
	Standard Shelves	42
	Coat Rod Shelf	43
	Worksurface Shelves	44
	Upper Shelf Kit, 15"h and 20"h, steel	45
	Shelf Dividers	46
Worksurfaces and Supports	Rectangular Worksurfaces	47
	Support Brackets and Support Legs	50
Accessories	Core Structure Accessories	51
	Drawer Kit Accessories	52
	Shelf Kit Accessories	53
	Task Lights	54
Wall Mounting of Knoll Products		55
Alpha-Numeric Index		57
Selling Policy		61
KnollKey Lock Program		64
General Ordering Information		65

Proper use and regular cleaning of your markerboard surface is essential for preventing permanent stains and/or ghosting typically associated with dry erase markers. By following the care and use instructions below, you will minimize the possibility of permanent stains and ghosting.

**Initial Cleaning of Markerboards
Before First Use:**

- Using a clean, dry cloth and a nonabrasive cleaner, gently clean the entire board to loosen any residue
- Using a dry cloth, wipe the entire surface to remove all dirt and residue from the prior step
- Rinse the entire board with clean water
- Using a dry cloth, wipe dry the entire surface

Daily Use, Care and Maintenance:

- *Use the proper markers.* All dry erase markers will write legibly on the marker board surface, but not all will erase properly due to their composition. Do not use low odor dry erase markers or permanent (indelible) markers. Use of these markers will lead to staining or ghosting, even with regular cleaning.
- *Clean the markerboard regularly.* It is recommended that markerboards be erased daily using an eraser designated for use with dry erase markers. If the markerboard is used daily, we recommend that a complete cleaning is performed at least 2-3 times a week using EXPO® whiteboard cleaner.
- *Remove ghosting.* Using EXPO® whiteboard cleaner and a paper towel, wipe the entire surface and let dry. Mix Joy® dishwashing detergent with warm water and apply to the board using a paper towel, then wipe dry with a clean cloth. Repeat as necessary.
- *Remove permanent marker.* Using a dry erase marker, write on top of the permanent marker, erase with a dry eraser, and then clean with EXPO® whiteboard cleaner.

Note: Do not use other painted tiles as markerboards or product damage will occur and the tile warranty will be voided.

Core Paint and Laminate Finishes

Order Code	Color Name	Paint Grade	Laminate Grade for worksurface shelves and cabinet tops	Paint Finishes	Laminate Finishes	2mm Edgeband Finishes	Pull Finishes
611	Beige Mist Metallic	P2		•			•
611T	Beige Mist Metallic, textured	P2		•			
118	Bright White	P1	L1*	•	•	•	•
118T	Bright White, textured	P1		•			
112	Brown	P1		•			•
112T	Brown, textured	P1		•			
123	Brushed Grey		L2		•		
122	Brushed Sand		L2		•		
143	Classic Oak		L2*		•	•	
113	Dark Grey	P1		•		•	•
113T	Dark Grey, textured	P1		•			
128	Fog		L2*		•	•	
114	Folkstone Grey	P1	L1*	•	•	•	•
114T	Folkstone Grey, textured	P1		•			
144	Graphite Pear		L2*		•	•	
142	Grey Ash		L2*		•	•	
111	Jet Black	P1	L2*	•	•	•	•
111T	Jet Black, textured	P1		•			
139	Light Ash		L2*		•	•	
701	Markerboard White	P3		•			
124	Medium Cherry		L2*		•	•	
115	Medium Grey	P1		•	•	•	
115T	Medium Grey, textured	P1		•			
612	Medium Metallic Grey	P2		•			
612T	Medium Metallic Grey, textured	P2		•			
121	Micro Grey		L2		•		
129	Micro Sand		L2		•		
126	Natural Cherry		L2*		•	•	
125	Natural Maple		L2*		•	•	
119	Pumice		L1*		•	•	
116	Sandstone	P1		•			•
116T	Sandstone, textured	P1		•			
613	Silver	P3		•			•

Note: Markerboard white finish (701) is available on Template backs only.

L1 and L2 laminate finish grades only apply to cabinet tops and worksurface shelves. Perpendicular worksurfaces utilize a single price grade.

*melamine worksurface finish

Worksurfaces manufactured in Melamine are available in High Pressure Laminate at a 10% upcharge. Other products are also available in High Pressure Laminate and would need to be quoted separately.

Custom Paint Color Policy

For all colors outside the standard palettes for Template storage as defined within this price list, Knoll will custom match your specification. Please submit the request using Knoll's Custom Finish Planner available on Dealer Portal.

Custom colors will be processed at a P2 list price for finishes that are not metallic, clear or white. Metallic, clear and white finishes will be processed at a P3 list price.

Extended lead times may apply to custom paint match selections.

End panels, mid panels, bases, tops and backs	Tops	Tops	
Drawer, sliding door and hinge door fronts, sliding door tracks	Worksurface shelves	Worksurface shelves	Drawer, sliding door and hinge door handles
Standard shelves, slotted shelves and shelf dividers	Worksurfaces	Worksurfaces	
Support column and legs			

Core Paint and Laminate Finishes

Order Code	Color Name	Paint Grade	Laminate Grade for worksurface shelves and cabinet tops	Paint Finishes	Laminate Finishes	2mm Edgeband Finishes	Pull Finishes
117	Soft Grey	P1	L1*	•	•	•	•
117T	Soft Grey, textured	P1		•			
127	Walnut		L2*		•	•	
140	Warm Ash		L2*		•	•	
141	Whitened Ash		L2*		•	•	
145	Zebra		L2		•	•	
AA	Aluminum						•
AN	Nickel						•

<p>Note: Markerboard white finish (701) is available on Template backs only.</p> <p>L1 and L2 laminate finish grades only apply to cabinet tops and worksurface shelves. Perpendicular worksurfaces utilize a single price grade.</p> <p>*melamine worksurface finish.</p> <p>Worksurfaces manufactured in Melamine are available in High Pressure Laminate at a 10% upcharge. Other products are also available in High Pressure Laminate and would need to be quoted separately.</p> <p>Custom Paint Color Policy For all colors outside the standard palettes for Template storage as defined within this price list, Knoll will custom match your specification. Please submit the request using Knoll's Custom Finish Planner available on Dealer Portal.</p> <p>Custom colors will be processed at a P2 list price for finishes that are not metallic, clear or white. Metallic, clear and white finishes will be processed at a P3 list price.</p> <p>Extended lead times may apply to custom paint match selections.</p>	<p>End panels, mid panels, bases, tops and backs</p> <p>Drawer, sliding door and hinge door fronts, sliding door tracks</p> <p>Standard shelves, slotted shelves and shelf dividers</p> <p>Support column and legs</p>	<p>Tops</p> <p>Worksurface shelves</p> <p>Worksurfaces</p>	<p>Tops</p> <p>Worksurface shelves</p> <p>Worksurfaces</p>	<p>Drawer, sliding door and hinge door handles</p>
--	--	--	--	--

Glass Finishes

Order Code	Color Name	Glass Sliding Door Finishes
GL13	Powder Tempered Glass	•
GL25	Bronze Tempered Glass	•
GL35	Grey Tempered Glass	•

Wood Finishes

New codes begin with a three digit numeric sequence, followed by a letter suffix. Each letter suffix (A-F) represents a different combination of pore fill options and gloss levels.

Code	V1 TECHWOOD	Code	V2 PREMIUM TECHWOOD	Code	V3 PREMIUM VENEER
638	Blond Maple	647	White Pine	039	Pippy Oak *
628	Dark Mahogany	640	Ebony	044	Figured Sycamore
639	Light Cherry	642	Grigio		
641	Black Oak				
506	Maple				
509	Cherry	020	V2 NATURAL VENEER Natural Oak		
512	Medium Walnut	038	Rustic Walnut *		
513	Medium Teak	017	Light Walnut		
514	Espresso	002	Bronze Cherry		
637	Natural	006	Maple		
644	Light Walnut	021	Peacock Green Walnut		
645	Dove Grey	022	Old English Walnut		
		037	Birch		

	Gloss Level	Fill Level
A	Low Gloss	Closed Pore
B	MediumGloss	Closed Pore
C	High Gloss	Closed Pore
D	Low Gloss	Open Pore
E	Medium Gloss	Open Pore
F	High Gloss	Open Pore

Edge Options for Veneers

Complementary Wood
 Complementary Synthetic
 Wood Ply Edge *
 Synthetic Ply Edge *

* Ply Edge available on Birch (037).

Note:

-Veneer finishes are for use as: Tops and inside back inserts, Drawer and hinge door fronts.

Standard shelves and worksurface shelves and Worksurfaces.

-Synthetic Edge option is available on worksurfaces, only.

-Finishes with * are available on worksurfaces only.

For more detailed information on Veneer finishes, please refer to the Wood Finish Matrix on the Knoll.com

Fabric Options — Available for fabric backs, inside back inserts and worksurfaces privacy screens unless noted otherwise.

Grade 10

Annex (W1360)
 Beacon (W1597)
 Broadcloth II (W1619)
 Circuit (W1754)
 Element (W1077)
 Growth Spurt (W692)
 Messa (W20611)
 Skylark (W1718)
 Symbolic Detail (W693)
 Tailor made II (W1610)
 Twister (W1923)
 Versatility (W432)

Grade 20

Circle Line (W1146)
 Criss Cross (W305)
 Delite (K2026)
 Edo (W2111)
 Logic (W1318)
 Main Frame (W1783)
 Nematic II (W1620)
 Photon II (W1695)
 Reflect (W884)

Grade 30

Micro (W465)

Grade 40

Amplify (W1215)
 Bandwidth (W1219)
 Crossroad (K2085)
 Hourglass (K1523)
 Palladium (W1030)
 Spellbound (W1030)

Grade 50

The following textiles are available for use on Template fabric items. Consult with your Knoll representative for pricing:
 Knoll Hopsack (backs and inside back inserts only)
 Presto
 Ricochet
 Transition

COM (Customer's Own Material)

COM can be applied to Template product on a select basis. Please consult your Knoll customer service representative for details on the COM approval process and testing requirements.

Pricing for COM fabrics is at Grade 10.

Note: Always contact your Knoll customer service representative prior to sending any COM (including pre-approved KnollTextiles) to the manufacturing facility.

Note: All fabric components greater than 60" wide may need to have the fabric railroaded (turned 90-degrees). This must be considered when utilizing a patterned textile.

Template Planning Guidelines

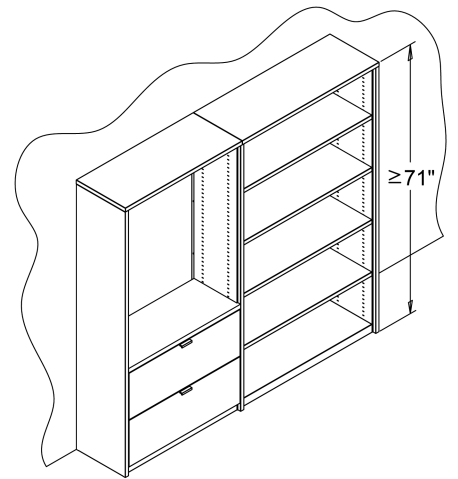
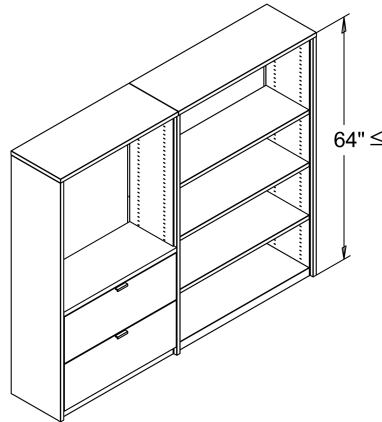
The following Template planning guidelines are provided to ensure stability of Template storage product.

Different scenarios are:

- 1) Straight runs without attached worksurface
- 2) Straight runs with perpendicular panel attachment
- 3) Straight runs with attached worksurface
- 4) Straight runs with a Template return

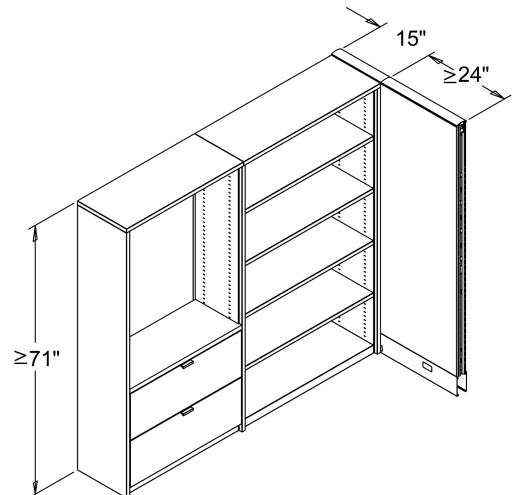
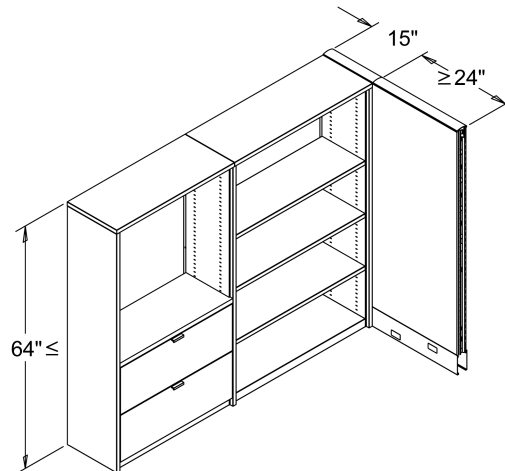
1) Straight runs without attached worksurface:

- Template product 64" high and shorter without drawers do not require additional stabilizing
- Template product 64" high and shorter with drawers must have a counterweight kit which matches the size of the base installed under the bottom drawer OR be secured to a fixed wall OR be secured back-to-back to another Template unit.
- Template product 71" high and 78" high (with or without drawers) must be secured to a fixed wall or secured back-to-back back to another Template unit.



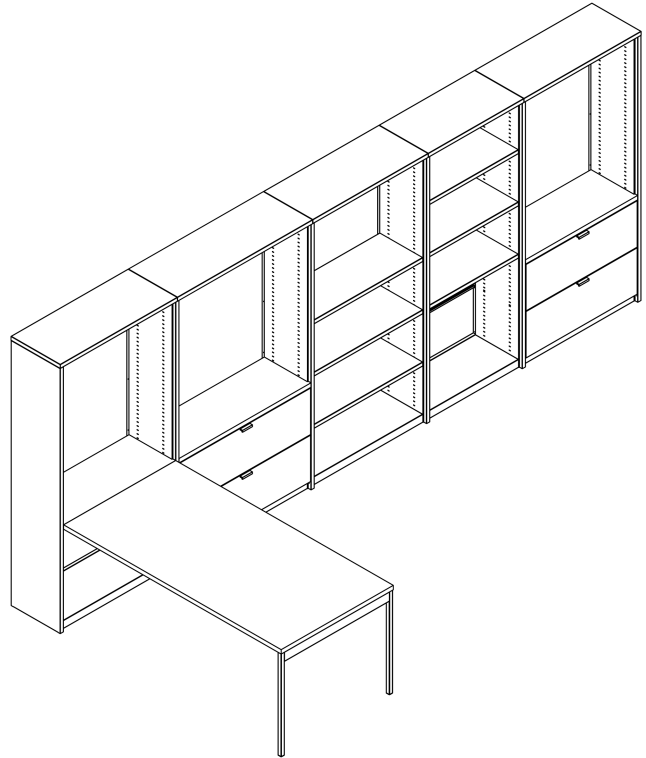
2) Straight runs with perpendicular panel attachment:

- Template product 64" high and shorter without drawers do not require additional stabilizing
- Template product 64" high and shorter with drawers must have a minimum of 39" (15" plus 24") long run of panel(s) attached to the Template unit using a Template panel attachment kit. Panels must be on the same side as the drawers.
- Template product 71" high and 78" high (with or without drawers) must have a minimum of 24" long run of panel(s) attached on both sides of the Template unit.



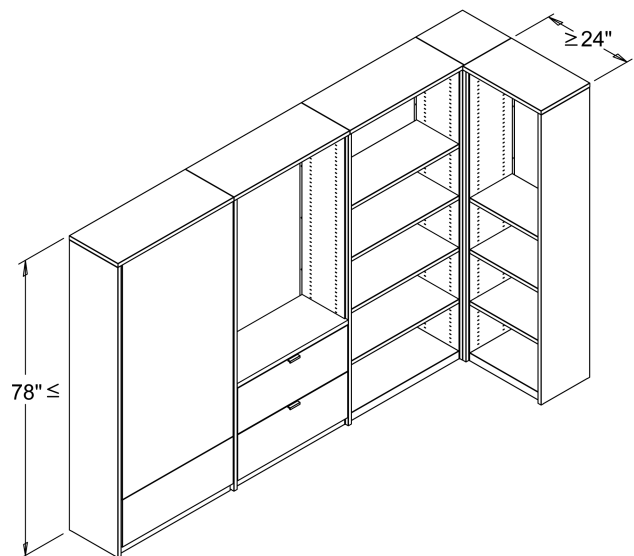
3) Straight runs with perpendicular worksurface(s):

- Template products 71" high and shorter without drawers or with one drawer do not require additional stabilizing.
- Template product 71" high and shorter with multiple drawer kits must have either: additional worksurfaces attached or a counter weight kit attached to the rear of the inverted base or secured to a fixed wall or secured back-to-back.
- Template product 78" high or taller must be secured to a fixed wall or secured back-to-back.




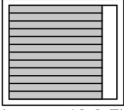
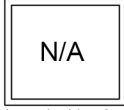



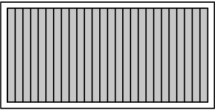
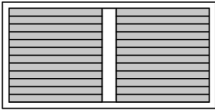
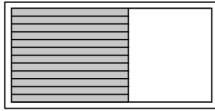
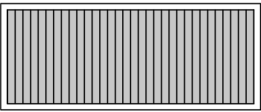
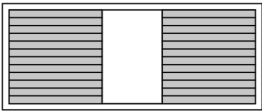
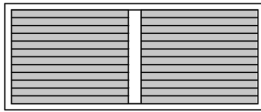
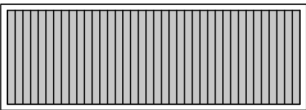
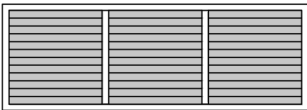
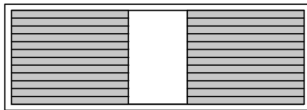
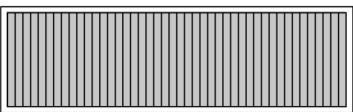

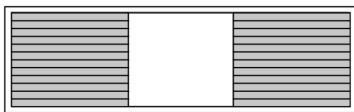
4) Straight runs with a Template return:

- With a 24" or wider return, Template product 78" high and shorter does not require additional stabilizing, up to a 288" (24ft) long run.




Template Specifications

Template Lateral Filing Planning

	Side-to-side Letter	Front-to-back Letter*	Front-to-back Legal*
18" width	 Letter - 14 Filing Inches	 Letter - 12.2 Filing Inches	 Legal - Not Applicable in this drawer size
24" width	 Letter - 20 Filing Inches	 Letter - 12.2 Filing Inches	 Legal - 12.2 Filing Inches
30" width	 Letter - 26 Filing Inches	 Letter - 24.4 Filing Inches	 Legal - 12.2 Filing Inches
36" width	 Letter - 32 Filing Inches	 Letter - 24.4 Filing Inches	 Legal - 24.4 Filing Inches
42" width	 Letter - 38 Filing Inches	 Letter - 36.6 Filing Inches	 Legal - 24.4 Filing Inches
48" width	 Letter - 44 Filing Inches	 Letter - 36.6 Filing Inches	 Legal - 24.4 Filing Inches

*Front-to-back letter and legal filing require file drawer partitions BD1FPAR6, package of 6, specified separately.
 Letter Filing: 18" and 24" drawers require 1 each; 30" and 36" drawers required 2 each; 42" and 48" drawers require 4 each.
 Legal Filing: 24" and 30" drawers require 1 each; 36", 42" and 48" drawers require 2 each.

End Panel for steel top

description	w	d	h	pattern no.	P1	P2	P3
 End Panel, no knockouts	1"	15"	42"	BC1EP42NNS	\$331.	\$357.	\$375.
	1"	15"	50"	BC1EP50NNS	348.	386.	402.
	1"	15"	57"	BC1EP57NNS	371.	410.	429.
	1"	15"	64"	BC1EP64NNS	394.	435.	452.
	1"	15"	71"	BC1EP71NNS	419.	460.	480.
	1"	15"	78"	BC1EP78NNS	441.	482.	505.

Order Code

Specification Information


Application Notes

Example:

End panel for steel top may only be utilized with a steel top.

End Panel

for laminate or veneer top

description	w	d	h	pattern no.	P1	P2	P3
 End Panel, no knockouts	1"	15"	22"	BC1EP22NN(L/V)	\$276.	\$306.	\$319.
	1"	15"	25"	BC1EP25NN(L/V)	291.	322.	337.
	1"	15"	28"	BC1EP28NN(L/V)	291.	322.	337.
	1"	15"	42"	BC1EP42NN(L/V)	331.	357.	375.
	1"	15"	50"	BC1EP50NN(L/V)	348.	386.	402.
	1"	15"	57"	BC1EP57NN(L/V)	371.	410.	429.
	1"	15"	64"	BC1EP64NN(L/V)	394.	435.	452.
	1"	15"	71"	BC1EP71NN(L/V)	419.	460.	480.
	1"	15"	78"	BC1EP78NN(L/V)	441.	482.	505.

Order Code

Specification Information


Application Notes

Example:

End panel for laminate or veneer top may only be utilized with a laminate or veneer top.

Specify L for use with laminate top or V for use with veneer top.

Mid Panel for steel top

description	w	d	h	pattern no.	P1	P2	P3
 Mid Panel, no knockouts	1"	15"	42"	BC1MP42NS	\$537.	\$593.	\$620.
	1"	15"	50"	BC1MP50NS	566.	620.	650.
	1"	15"	57"	BC1MP57NS	587.	650.	679.
	1"	15"	64"	BC1MP64NS	637.	698.	728.
	1"	15"	71"	BC1MP71NS	660.	730.	761.
	1"	15"	78"	BC1MP78NS	681.	749.	785.

Order Code

Specification Information


Application Notes

Example:

Mid panel for steel top may only be utilized with a steel top.

Mid Panel

for laminate / veneer top

description	w	d	h	pattern no.	P1	P2	P3
 Mid Panel, no knockouts	1"	15"	22"	BC1MP22N(L/V)	\$465.	\$512.	\$533.
	1"	15"	25"	BC1MP25N(L/V)	467.	513.	537.
	1"	15"	28"	BC1MP28N(L/V)	467.	513.	537.
	1"	15"	42"	BC1MP42N(L/V)	537.	593.	620.
	1"	15"	50"	BC1MP50N(L/V)	566.	620.	650.
	1"	15"	57"	BC1MP57N(L/V)	587.	650.	679.
	1"	15"	64"	BC1MP64N(L/V)	637.	698.	728.
	1"	15"	71"	BC1MP71N(L/V)	660.	730.	761.
	1"	15"	78"	BC1MP78N(L/V)	681.	749.	785.

Order Code

Specification Information

Application Notes

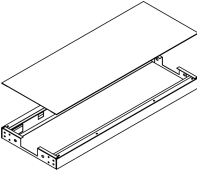
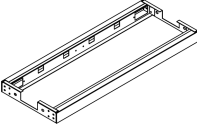
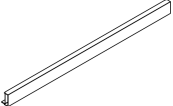
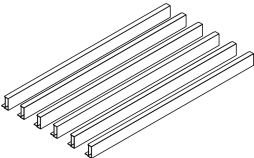
Example:

Mid panel for laminate or veneer top may only be utilized with a laminate or veneer top.

Specify L for use with laminate top or V for use with veneer top.

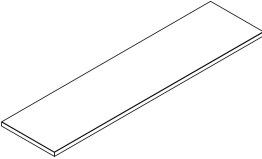
Bases and Base Kick Plate

With cover/ no cover

description	w	d	h	pattern no.	P1	P2	P3	V1
Base, with cover 	15"	15"	2 ³ / ₈ "	BC2BASE15E	\$363.	\$401.	\$417.	n/a
	18"	15"	2 ³ / ₈ "	BC2BASE18E	369.	407.	425.	n/a
	23 ¹ / ₂ "	15"	2 ³ / ₈ "	BC2BASE23E	399.	437.	457.	n/a
	24"	15"	2 ³ / ₈ "	BC2BASE24E	401.	441.	459.	n/a
	29 ¹ / ₂ "	15"	2 ³ / ₈ "	BC2BASE29E	436.	478.	502.	n/a
	30"	15"	2 ³ / ₈ "	BC2BASE30E	437.	478.	502.	n/a
	36"	15"	2 ³ / ₈ "	BC2BASE36E	502.	553.	579.	n/a
	42"	15"	2 ³ / ₈ "	BC2BASE42E	537.	593.	618.	n/a
	48"	15"	2 ³ / ₈ "	BC2BASE48E	555.	607.	635.	n/a
Base, no cover for use under drawer kits where top is not visible 	18"	15"	2 ³ / ₈ "	BC2BASE18N	275.	303.	316.	n/a
	23 ¹ / ₂ "	15"	2 ³ / ₈ "	BC2BASE23N	290.	319.	333.	n/a
	24"	15"	2 ³ / ₈ "	BC2BASE24N	290.	319.	335.	n/a
	29 ¹ / ₂ "	15"	2 ³ / ₈ "	BC2BASE29N	307.	337.	349.	n/a
	30"	15"	2 ³ / ₈ "	BC2BASE30N	307.	339.	351.	n/a
	36"	15"	2 ³ / ₈ "	BC2BASE36N	349.	387.	407.	n/a
	42"	15"	2 ³ / ₈ "	BC2BASE42N	363.	401.	417.	n/a
	48"	15"	2 ³ / ₈ "	BC2BASE48N	377.	413.	436.	n/a
	Base kick plate, single 	15"	3/4"	2 ³ / ₈ "	BC1KP15	147.	159.	170.
18"		3/4"	2 ³ / ₈ "	BC1KP18	148.	167.	177.	n/a
23 ¹ / ₂ "		3/4"	2 ³ / ₈ "	BC1KP23	161.	183.	187.	n/a
24"		3/4"	2 ³ / ₈ "	BC1KP24	161.	183.	187.	n/a
29 ¹ / ₂ "		3/4"	2 ³ / ₈ "	BC1KP29	175.	187.	193.	n/a
30"		3/4"	2 ³ / ₈ "	BC1KP30	175.	188.	194.	n/a
36"		3/4"	2 ³ / ₈ "	BC1KP36	183.	194.	208.	n/a
42"		3/4"	2 ³ / ₈ "	BC1KP42	186.	208.	215.	n/a
48"		3/4"	2 ³ / ₈ "	BC1KP48	193.	215.	226.	n/a
Base kick plate, package of 6 	15"	3/4"	2 ³ / ₈ "	BC1KP156	461.	504.	531.	n/a
	18"	3/4"	2 ³ / ₈ "	BC1KP186	478.	528.	552.	n/a
	23 ¹ / ₂ "	3/4"	2 ³ / ₈ "	BC1KP236	558.	614.	646.	n/a
	24"	3/4"	2 ³ / ₈ "	BC1KP246	563.	621.	651.	n/a
	29 ¹ / ₂ "	3/4"	2 ³ / ₈ "	BC1KP296	606.	673.	701.	n/a
	30"	3/4"	2 ³ / ₈ "	BC1KP306	609.	677.	702.	n/a
	36"	3/4"	2 ³ / ₈ "	BC1KP366	663.	727.	759.	n/a
	42"	3/4"	2 ³ / ₈ "	BC1KP426	708.	780.	813.	n/a
	48"	3/4"	2 ³ / ₈ "	BC1KP486	759.	836.	873.	n/a

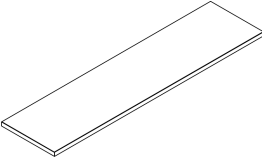
Order Code	Specification Information	Application Notes
Example: _____ _____ _____ _____ _____ _____	Base is available in painted finish only.	Base with cover includes removable base top providing easy access to the base interior. Base without cover may be utilized below a drawer kit to save cost as the top is not required.
		23 ¹ / ₂ "w and 29 ¹ / ₂ "w bases are designed to position worksurface height cases perpendicular to standard 24"d and 30"d worksurface ends for support. Base kick plate is optional and designed to provide a flush appearance to base when below drawers or doors or adjacent to full height sliding doors.

Tops
Full Width
credenza or worksurface height units

description	w	d	h	pattern no.	L1	L2	V1	V2	V3
Top, full width 	24"	15"	1 1/4"	BC1TOPW1524(L/V)	\$255.	\$328.	\$464.	\$532.	\$719.
	29"	15"	1 1/4"	BC1TOPW1529(L/V)	269.	332.	478.	553.	748.
	30"	15"	1 1/4"	BC1TOPW1530(L/V)	269.	332.	478.	553.	748.
	35"	15"	1 1/4"	BC1TOPW1535(L/V)	288.	443.	497.	570.	765.
	36"	15"	1 1/4"	BC1TOPW1536(L/V)	288.	443.	497.	570.	765.
	41"	15"	1 1/4"	BC1TOPW1541(L/V)	307.	459.	508.	585.	791.
	42"	15"	1 1/4"	BC1TOPW1542(L/V)	307.	459.	508.	585.	791.
	47"	15"	1 1/4"	BC1TOPW1547(L/V)	316.	467.	528.	602.	814.
	48"	15"	1 1/4"	BC1TOPW1548(L/V)	316.	468.	530.	607.	822.
	53"	15"	1 1/4"	BC1TOPW1553(L/V)	530.	583.	565.	650.	875.
	59"	15"	1 1/4"	BC1TOPW1559(L/V)	530.	595.	579.	662.	900.
	65"	15"	1 1/4"	BC1TOPW1565(L/V)	565.	805.	593.	683.	918.
	70"	15"	1 1/4"	BC1TOPW1570(L/V)	566.	810.	602.	698.	940.
	71"	15"	1 1/4"	BC1TOPW1571(L/V)	566.	810.	607.	699.	943.
	76"	15"	1 1/4"	BC1TOPW1576(L/V)	595.	826.	620.	716.	960.
	77"	15"	1 1/4"	BC1TOPW1577(L/V)	595.	826.	623.	717.	967.
	82"	15"	1 1/4"	BC1TOPW1582(L/V)	595.	832.	638.	731.	985.
	83"	15"	1 1/4"	BC1TOPW1583(L/V)	595.	832.	641.	732.	990.
	88"	15"	1 1/4"	BC1TOPW1588(L/V)	638.	836.	651.	748.	1,006.
	89"	15"	1 1/4"	BC1TOPW1589(L/V)	641.	836.	653.	749.	1,013.
94"	15"	1 1/4"	BC1TOPW1594(L/V)	651.	845.	665.	764.	1,033.	
95"	15"	1 1/4"	BC1TOPW1595(L/V)	653.	845.	667.	770.	1,038.	

Order Code	Specification Information	Application Notes
Example: <hr/> <hr/> <hr/> <hr/> <hr/> <hr/> <hr/>	L1 finishes include: 114 - Folkstone Grey 117 - Soft Grey 118 - Bright White 119 - Pumice L2 finishes include all other standard Knoll core laminate finishes.	Tops for credenza or worksurface height units are available in 1 1/4" thick laminate or veneer only. Full top widths are computed by taking the nominal full width of single or connected units and subtracting 1" for each mid panel utilized.
		Example: 72" w unit comprises of two 36" w sections (one mid panel) would utilize a 71" w top. 72" w unit comprised of three 24" w sections (two mid panels) would utilize a 70" w top. Due to the large number of unit combinations possible, only the most common sizes are available as standard product.

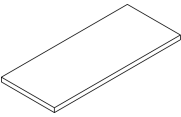
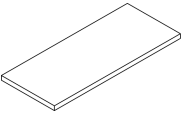
Tops
Full Width
42" h to 78" h units

description	w	d	h	pattern no.	P1	P2	P3	L1	L2	V1	V2	V3
Top, full width 	24"	15"	1 1/16"	BC1TOP1524(S/L/V)	\$269.	\$297.	\$311.	\$269.	\$343.	\$505.	\$582.	\$786.
	29"	15"	1 1/16"	BC1TOP1529(L/V)				282.	348.	523.	601.	812.
	30"	15"	1 1/16"	BC1TOP1530(S/L/V)	282.	315.	332.	282.	348.	523.	601.	812.
	35"	15"	1 1/16"	BC1TOP1535(L/V)				303.	465.	537.	620.	836.
	36"	15"	1 1/16"	BC1TOP1536(S/L/V)	303.	335.	348.	303.	465.	537.	620.	836.
	41"	15"	1 1/16"	BC1TOP1541(L/V)				322.	482.	555.	638.	861.
	42"	15"	1 1/16"	BC1TOP1542(S/L/V)	322.	351.	369.	322.	482.	555.	638.	861.
	47"	15"	1 1/16"	BC1TOP1547(S/L/V)	546.	599.	627.	335.	497.	576.	655.	891.
	48"	15"	1 1/16"	BC1TOP1548(S/L/V)	335.	368.	386.	335.	497.	579.	662.	897.
	53"	15"	1 1/16"	BC1TOP1553(S/L/V)	557.	612.	638.	557.	612.	614.	708.	951.
	59"	15"	1 1/16"	BC1TOP1559(S/L/V)	557.	612.	641.	557.	627.	627.	726.	979.
	59"	15"	1 1/16"	BC1TOP1560P(S/L/V)	557.	612.	641.	557.	627.	627.	726.	979.
	65"	15"	1 1/16"	BC1TOP1565(S/L/V)	587.	649.	685.	587.	842.	647.	742.	1,001.
	70"	15"	1 1/16"	BC1TOP1570(S/L/V)	593.	650.	685.	593.	851.	655.	761.	1,024.
	71"	15"	1 1/16"	BC1TOP1571(S/L/V)	593.	650.	685.	593.	851.	662.	762.	1,028.
	71"	15"	1 1/16"	BC1TOP1572P(S/L/V)	593.	650.	685.	593.	851.	665.	764.	1,031.
	76"	15"	1 1/16"	BC1TOP1576(L/V)				623.	863.	678.	778.	1,045.
	77"	15"	1 1/16"	BC1TOP1577(S/L/V)	623.	690.	719.	623.	863.	681.	781.	1,054.
	82"	15"	1 1/16"	BC1TOP1582(L/V)				623.	870.	694.	795.	1,075.
	83"	15"	1 1/16"	BC1TOP1583(S/L/V)	623.	690.	719.	623.	870.	695.	800.	1,078.
	88"	15"	1 1/16"	BC1TOP1588(L/V)				667.	876.	709.	812.	1,096.
	89"	15"	1 1/16"	BC1TOP1589(L/V)				668.	876.	713.	813.	1,103.
	94"	15"	1 1/16"	BC1TOP1594(L/V)				687.	886.	727.	835.	1,130.
95"	15"	1 1/16"	BC1TOP1595(L/V)				687.	886.	730.	840.	1,136.	

Order Code	Specification Information	Application Notes
Example: _____ _____ _____ _____ _____ _____	<p>L1 finishes include:</p> <p>114 - Folkstone Grey 117 - Soft Grey 118 - Bright White 119 - Pumice</p> <p>L2 finishes include all other standard Knoll core laminate finishes.</p> <p>Painted steel top include top trim panel to provide a smooth appearance to the underside of the top.</p> <p>Tops for 42" - 78" high units are not routed to work with locking drawer kits and are not to be used on units 28" and shorter.</p>	<p>Tops for 42" h to 78" h units are available in 1 1/16" thickness to match standard shelf thickness.</p> <p>Full top widths are computed by taking the nominal full width of single or connected units and subtracting 1" for each mid panel utilized.</p> <p>Due to the large number of unit combinations possible, only the most common sizes are available as standard product.</p> <p>72P top is a nominal 71" w top specifically designed for use with the 72" w upper shelf kits. It will not work with any other 72" w combination.</p> <p>60P top is a nominal 59" w top specifically designed for use above 60" w upper shelf kits. It will not work with any other 60" w combination.</p>
		<p>Steel tops include finished top insert panel. Steel top sizes correspond to the following size configurations only: 47"= two 24" sections 53"= one 24" and one 30" section 59"= two 30" sections 65"= one 30" and one 36" section 70"= three 24" sections 71"= one 24" and one 48" section 72"= for 72" w pre-configured only 77"= one 30" and one 48" section 82"= one 24" and two 30" sections 83"= one 36" and one 48" section</p>

Tops
End Position / Mid Position
credenza or worksurface height units

Template

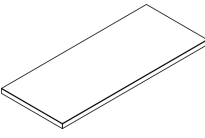
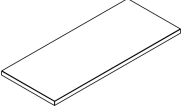
description	w	actual w	d	h	pattern no.	L1	L2	V1	V2	V3
Top, end position 	18"	17 1/2"	15"	1 1/4"	BC1ETOPW1518(L/V)	\$248.	\$256.	\$443.	\$509.	\$690.
	24"	23 1/2"	15"	1 1/4"	BC1ETOPW1524(L/V)	263.	273.	462.	531.	718.
	30"	29 1/2"	15"	1 1/4"	BC1ETOPW1530(L/V)	276.	333.	477.	546.	741.
	36"	35 1/2"	15"	1 1/4"	BC1ETOPW1536(L/V)	297.	450.	496.	566.	762.
	42"	41 1/2"	15"	1 1/4"	BC1ETOPW1542(L/V)	313.	459.	508.	585.	791.
	48"	47 1/2"	15"	1 1/4"	BC1ETOPW1548(L/V)	320.	468.	530.	607.	822.
Top, mid position 	24"	23"	15"	1 1/4"	BC1MTOPW1524(L/V)	263.	273.	462.	531.	718.
	30"	29"	15"	1 1/4"	BC1MTOPW1530(L/V)	276.	333.	475.	542.	739.
	36"	35"	15"	1 1/4"	BC1MTOPW1536(L/V)	297.	449.	496.	566.	762.
	42"	41"	15"	1 1/4"	BC1MTOPW1542(L/V)	313.	459.	505.	583.	789.
	48"	47"	15"	1 1/4"	BC1MTOPW1548(L/V)	320.	467.	528.	602.	814.

Order Code	Specification Informatin	Application Notes
Example: _____ _____ _____ _____ _____ _____	L1 finishes include: 114 - Folkstone Grey 117 - Soft Grey 118 - Bright White 119 - Pumice L2 finishes include all other standard Knoll core laminate finishes.	Tops for credenza or worksurface height units are available in 1 1/4" thick laminate or veneer only. End and mid position tops are designed to cover single Template section widths occurring at either the end or middle of a run. End position tops are actual width minus 1/2" to butt up against a mid position top or another end position top.

Tops

End Position / Mid Position

42" h to 78" h units




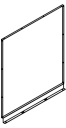
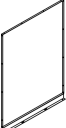
description	actual		d	h	pattern no.	P1	P2	P3	L1	L2	V1	V2	V3
	w	w											
Top, end position 	15"	14 1/2"	15"	1 1/16"	BC1ETOP1515(S/L/V)	\$254.	\$276.	\$290.	\$254.	\$267.	\$534.	\$616.	\$834.
	18"	17 1/2"	15"	1 1/16"	BC1ETOP1518(S/L/V)	263.	287.	299.	263.	275.	546.	627.	851.
	24"	23 1/2"	15"	1 1/16"	BC1ETOP1524(S/L/V)	276.	303.	319.	276.	290.	571.	654.	885.
	30"	29 1/2"	15"	1 1/16"	BC1ETOP1530(S/L/V)	291.	328.	337.	291.	349.	594.	686.	918.
	36"	35 1/2"	15"	1 1/16"	BC1ETOP1536(S/L/V)	311.	340.	354.	311.	469.	614.	708.	951.
	42"	41 1/2"	15"	1 1/16"	BC1ETOP1542(S/L/V)	329.	355.	375.	329.	480.	635.	731.	987.
	48"	47 1/2"	15"	1 1/16"	BC1ETOP1548(S/L/V)	339.	370.	389.	339.	497.	662.	762.	1,028.
	59"	58 1/2"	15"	1 1/16"	BC1ETOP1560P(S/L/V)	530.	583.	607.	530.	836.	755.	805.	828.
71"	70 1/2"	15"	1 1/16"	BC1ETOP1572P(S/L/V)	539.	594.	620.	539.	848.	764.	812.	842.	
Top, mid position 	15"	14"	15"	1 1/16"	BC1MTOP1515(S/L/V)	254.	276.	290.	254.	267.	534.	616.	834.
	18"	17"	15"	1 1/16"	BC1MTOP1518(S/L/V)	263.	287.	299.	263.	275.	546.	627.	851.
	24"	23"	15"	1 1/16"	BC1MTOP1524(S/L/V)	276.	303.	319.	276.	290.	570.	653.	884.
	30"	29"	15"	1 1/16"	BC1MTOP1530(S/L/V)	291.	328.	337.	291.	348.	593.	685.	917.
	36"	35"	15"	1 1/16"	BC1MTOP1536(S/L/V)	311.	340.	354.	311.	468.	612.	706.	948.
	42"	41"	15"	1 1/16"	BC1MTOP1542(S/L/V)	329.	355.	375.	329.	480.	634.	730.	985.
	48"	47"	15"	1 1/16"	BC1MTOP1548(S/L/V)	339.	370.	389.	339.	497.	655.	761.	1,024.
	59"	58"	15"	1 1/16"	BC1MTOP1560P(S/L/V)	530.	583.	607.	530.	836.	755.	805.	828.
71"	70"	15"	1 1/16"	BC1MTOP1572P(S/L/V)	539.	594.	620.	539.	848.	764.	812.	842.	

Order Code	Specification Information	Application Notes
Example: _____ _____ _____ _____ _____ _____	L1 finishes include: 114 - Folkstone Grey 117 - Soft Grey 118 - Bright White 119 - Pumice L2 finishes include all other standard Knoll core laminate finishes. Painted steel tops include top trim panel to provide a smooth appearance to the underside of the top. Tops for 42" - 78" high units are not routed to work with locking drawer kits and are not to be used on units 28" and shorter.	Tops for 42" h to 78" h units are available in 1 1/16" thickness to match standard shelf thickness. End and mid position tops are designed to cover single Template section widths occurring at either the end or middle of a run. End position tops are actual width minus 1/2" to butt up against a mid position top or another end position top. Mid position tops are actual width minus 1" to butt up against adjacent end/mid position tops. 72P top is a nominal 71" w top specifically designed for use with the 72" w upper shelf kits. It will not work with any other 72" w combination. 60P top is a nominal 59" w top specifically designed for use above 60" w upper shelf kits. It will not work with any other 60" w combination.

Full Height Back Kit

22" h to 50" h painted

Template

description	w	d	h	pattern no.	P1	P2	P3
 22" h full height back kit, painted	18"		22"	BB2FBK2218P	\$276.	\$303.	\$316.
	24"		22"	BB2FBK2224P	282.	315.	332.
	30"		22"	BB2FBK2230P	293.	329.	339.
	36"		22"	BB2FBK2236P	306.	335.	348.
	42"		22"	BB2FBK2242P	315.	345.	357.
	48"		22"	BB2FBK2248P	328.	354.	370.
 25" h Antenna full height back kit, painted	18"		25"	BB2FBK2518P	281.	314.	329.
	24"		25"	BB2FBK2524P	297.	329.	340.
	30"		25"	BB2FBK2530P	311.	340.	354.
	36"		25"	BB2FBK2536P	322.	351.	369.
	42"		25"	BB2FBK2542P	333.	368.	381.
	48"		25"	BB2FBK2548P	345.	380.	399.
 28" h full height back kit, painted	18"		28"	BB2FBK2818P	281.	314.	329.
	23 1/2"		28"	BB2FBK2823P	297.	329.	340.
	24"		28"	BB2FBK2824P	297.	329.	340.
	29 1/2"		28"	BB2FBK2829P	311.	340.	354.
	30"		28"	BB2FBK2830P	311.	340.	354.
	36"		28"	BB2FBK2836P	322.	351.	369.
	42"		28"	BB2FBK2842P	333.	368.	381.
	48"		28"	BB2FBK2848P	345.	380.	399.
 42" h full height back kit, painted	15"		42"	BB2FBK4215P	349.	386.	402.
	18"		42"	BB2FBK4218P	349.	386.	402.
	24"		42"	BB2FBK4224P	380.	417.	437.
	30"		42"	BB2FBK4230P	411.	452.	469.
	36"		42"	BB2FBK4236P	442.	488.	508.
	42"		42"	BB2FBK4242P	469.	518.	540.
	48"		42"	BB2FBK4248P	502.	553.	580.
 50" h full height back kit, painted	15"		50"	BB2FBK5015P	349.	387.	407.
	18"		50"	BB2FBK5018P	349.	387.	407.
	24"		50"	BB2FBK5024P	381.	419.	441.
	30"		50"	BB2FBK5030P	412.	452.	475.
	36"		50"	BB2FBK5036P	443.	489.	509.
	42"		50"	BB2FBK5042P	475.	521.	542.
	48"		50"	BB2FBK5048P	504.	555.	582.

Order Code

Example:

Specification Information

Add a "GL" (left grommet position) or "GR" (right grommet position) plus \$40 list to any width 28" h painted back for access to a corresponding below worksurface knockout in adjacent end or mid panel.

Application Notes

Full backs cover sections from the base to the underside of a top.

22" h and 28" h full back kits are also utilized under worksurface shelves when there is either a reversal or pass-through above credenza or worksurface height.



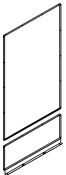
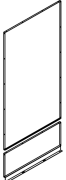
15" w full backs are only available on units 57" h to 71" h.

Back grommets for 28" h painted backs designed to be used with worksurface mounted electrical components listed on pages 0.

Full Height Back Kit

57" h to 78" h painted

Template

description	w	d	h	pattern no.	P1	P2	P3
 57" h full height back kit, painted	15"		57"	BB2FBK5715P	\$276.	\$306.	\$319.
	18"		57"	BB2FBK5718P	351.	387.	407.
	24"		57"	BB2FBK5724P	386.	420.	442.
	30"		57"	BB2FBK5730P	413.	456.	477.
	36"		57"	BB2FBK5736P	445.	492.	512.
	42"		57"	BB2FBK5742P	477.	523.	546.
	48"		57"	BB2FBK5748P	508.	558.	583.
 64" h full height back kit, painted	15"		64"	BB2FBK6415P	278.	307.	322.
	18"		64"	BB2FBK6418P	351.	389.	408.
	24"		64"	BB2FBK6424P	375.	412.	435.
	30"		64"	BB2FBK6430P	408.	445.	467.
	36"		64"	BB2FBK6436P	437.	480.	504.
	42"		64"	BB2FBK6442P	467.	516.	537.
	48"		64"	BB2FBK6448P	502.	552.	579.
 71" h full height back kit, painted	15"		71"	BB2FBK7115P	532.	586.	614.
	18"		71"	BB2FBK7118P	580.	635.	665.
	24"		71"	BB2FBK7124P	616.	681.	709.
	30"		71"	BB2FBK7130P	651.	719.	754.
	36"		71"	BB2FBK7136P	692.	761.	794.
	42"		71"	BB2FBK7142P	730.	802.	836.
	48"		71"	BB2FBK7148P	765.	845.	878.
 78" h full height back kit, painted	18"		78"	BB2FBK7818P	586.	647.	678.
	24"		78"	BB2FBK7824P	627.	694.	726.
	30"		78"	BB2FBK7830P	673.	734.	770.
	36"		78"	BB2FBK7836P	713.	786.	814.
	42"		78"	BB2FBK7842P	755.	828.	868.
	48"		78"	BB2FBK7848P	794.	875.	912.

Order Code

Specification Information

Application Notes

Example:

Full backs cover sections from the base to the underside of a top.

22" h and 28" h full back kits are also utilized under worksurface shelves when there is either a reversal or pass-through above credenza or worksurface height.




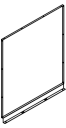

15" w full backs are only available on units 57" h to 71" h.

71" h and 78" h backs are segmented due to their size. Pattern number includes two back sections; one bottom position back approximately 15" h to line up with the top of a bottom file drawer and one top position back to cover the remaining height.

Full Height Back Kit

22" h to 50" h fabric

Template

description	w	d	h	pattern no.	10	20	30	40
 22" h full height back kit, fabric	18"	1/2"	22"	BB2FBK2218F	\$467.	\$505.	\$530.	\$546.
	24"	1/2"	22"	BB2FBK2224F	496.	530.	557.	576.
	30"	1/2"	22"	BB2FBK2230F	505.	542.	570.	593.
	36"	1/2"	22"	BB2FBK2236F	555.	596.	623.	647.
	42"	1/2"	22"	BB2FBK2242F	566.	612.	641.	662.
	48"	1/2"	22"	BB2FBK2248F	585.	633.	662.	687.
 25" h Antenna full height back kit, fabric	18"	1/2"	25"	BB2FBK2518F	488.	523.	546.	566.
	24"	1/2"	25"	BB2FBK2524F	518.	558.	585.	605.
	30"	1/2"	25"	BB2FBK2530F	534.	580.	602.	625.
	36"	1/2"	25"	BB2FBK2536F	594.	641.	673.	695.
	42"	1/2"	25"	BB2FBK2542F	614.	662.	694.	718.
	48"	1/2"	25"	BB2FBK2548F	635.	689.	719.	742.
 28" h full height back kit, fabric	18"	1/2"	28"	BB2FBK2818F	488.	523.	546.	566.
	23 1/2"	1/2"	28"	BB2FBK2823F	518.	558.	585.	605.
	24"	1/2"	28"	BB2FBK2824F	518.	558.	585.	605.
	29 1/2"	1/2"	28"	BB2FBK2829F	534.	580.	602.	625.
	30"	1/2"	28"	BB2FBK2830F	534.	580.	602.	625.
	36"	1/2"	28"	BB2FBK2836F	594.	641.	673.	695.
	42"	1/2"	28"	BB2FBK2842F	614.	662.	694.	718.
	48"	1/2"	28"	BB2FBK2848F	635.	689.	719.	742.
 42" h full height back kit, fabric	15"	1/2"	42"	BB2FBK4215F	570.	616.	646.	667.
	18"	1/2"	42"	BB2FBK4218F	570.	616.	646.	667.
	24"	1/2"	42"	BB2FBK4224F	633.	686.	716.	739.
	30"	1/2"	42"	BB2FBK4230F	677.	727.	762.	789.
	36"	1/2"	42"	BB2FBK4236F	772.	835.	873.	904.
	42"	1/2"	42"	BB2FBK4242F	810.	876.	916.	947.
	48"	1/2"	42"	BB2FBK4248F	854.	919.	967.	995.
	 50" h full height back kit, fabric	15"	1/2"	50"	BB2FBK5015F	586.	634.	662.
18"		1/2"	50"	BB2FBK5018F	586.	634.	662.	689.
24"		1/2"	50"	BB2FBK5024F	650.	706.	734.	762.
30"		1/2"	50"	BB2FBK5030F	694.	748.	786.	811.
36"		1/2"	50"	BB2FBK5036F	807.	875.	912.	945.
42"		1/2"	50"	BB2FBK5042F	852.	918.	960.	993.
48"		1/2"	50"	BB2FBK5048F	897.	967.	1,008.	1,044.

Order Code

Example: _____

Specification Information

Specify a paint color for the metal portion of the back which is visible from the inside of the unit and a fabric for the fabric insert on the back side.

Application Notes

Full backs cover sections from the base to the underside of a top.

22" h and 28" h full back kits are also utilized under worksurface shelves when there is either a reversal or pass-through above credenza or worksurface height.





15" w full backs are only available on units 57" h to 71" h.

Fabric backs consist of two pieces; an inset metal back that is visible from the inside of the unit and a 1/2" thick fabric insert that mounts to the back side of the metal back.

Full Height Back Kit

57" h to 78" h fabric

Template

description	w	d	h	pattern no.	10	20	30	40
 57" h full height back kit, fabric	15"	1/2"	57"	BB2FBK5715F	\$505.	\$542.	\$570.	\$587.
	18"	1/2"	57"	BB2FBK5718F	596.	647.	678.	699.
	24"	1/2"	57"	BB2FBK5724F	673.	727.	761.	788.
	30"	1/2"	57"	BB2FBK5730F	719.	778.	811.	842.
	36"	1/2"	57"	BB2FBK5736F	845.	910.	951.	987.
	42"	1/2"	57"	BB2FBK5742F	891.	960.	1,004.	1,040.
	48"	1/2"	57"	BB2FBK5748F	933.	1,007.	1,057.	1,092.
 64" h full height back kit, fabric	15"	1/2"	64"	BB2FBK6415F	516.	557.	583.	601.
	18"	1/2"	64"	BB2FBK6418F	616.	665.	695.	719.
	24"	1/2"	64"	BB2FBK6424F	686.	734.	772.	800.
	30"	1/2"	64"	BB2FBK6430F	731.	789.	827.	854.
	36"	1/2"	64"	BB2FBK6436F	870.	941.	981.	1,016.
	42"	1/2"	64"	BB2FBK6442F	916.	991.	1,033.	1,072.
	48"	1/2"	64"	BB2FBK6448F	971.	1,045.	1,094.	1,137.
 71" h full height back kit, fabric	15"	1/2"	71"	BB2FBK7115F	770.	834.	873.	904.
	18"	1/2"	71"	BB2FBK7118F	845.	908.	948.	987.
	24"	1/2"	71"	BB2FBK7124F	933.	1,007.	1,056.	1,092.
	30"	1/2"	71"	BB2FBK7130F	991.	1,070.	1,120.	1,158.
	36"	1/2"	71"	BB2FBK7136F	1,151.	1,242.	1,298.	1,342.
	42"	1/2"	71"	BB2FBK7142F	1,205.	1,303.	1,360.	1,409.
	48"	1/2"	71"	BB2FBK7148F	1,264.	1,366.	1,428.	1,479.
 78" h full height back kit, fabric	18"	1/2"	78"	BB2FBK7818F	863.	933.	977.	1,008.
	24"	1/2"	78"	BB2FBK7824F	968.	1,041.	1,092.	1,133.
	30"	1/2"	78"	BB2FBK7830F	1,027.	1,110.	1,158.	1,202.
	36"	1/2"	78"	BB2FBK7836F	1,202.	1,298.	1,358.	1,409.
	42"	1/2"	78"	BB2FBK7842F	1,263.	1,365.	1,425.	1,478.
	48"	1/2"	78"	BB2FBK7848F	1,330.	1,435.	1,499.	1,558.

Order Code

Example:

Specification Information

Specify a paint color for the metal portion of the back which is visible from the inside of the unit and a fabric for the fabric insert on the back side.

Application Notes

Full backs cover sections from the base to the underside of a top.

22" h and 28" h full back kits are also utilized under worksurface shelves when there is either a reversal or pass-through above credenza or worksurface height.

15" w full backs are only available on units 57" h to 71" h.

Fabric backs consist of two pieces; an inset metal back that is visible from the inside of the unit and a 1/2" thick fabric insert that mounts to the back side of the metal back.

71" h and 78" h backs are segmented due to their size. Pattern number includes two back sections; one bottom position back approximately 15" h to line up with the top of a bottom file drawer and one top position back to cover the remaining height.

Upper Back Kit

14" h, 15" h, 20" h and 22" h painted

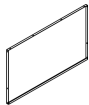
description	w	d	h	pattern no.	P1	P2	P3
14" h upper back kit, painted For use on 42" h unit with reversal at worksurface height (not compatible with 15" h door components)	18"		14"	BB1UBK1418P	\$275.	\$302.	\$315.
	24"		14"	BB1UBK1424P	280.	307.	328.
	30"		14"	BB1UBK1430P	287.	316.	332.
	36"		14"	BB1UBK1436P	293.	328.	337.
	42"		14"	BB1UBK1442P	302.	332.	345.
	48"		14"	BB1UBK1448P	307.	337.	349.



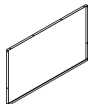
15" h upper back kit, painted For use on 57" h and taller units with pass through or reversed shelf storage below (compatible with all 15" h door kits)	18"		15"	BB1UBK1518P	290.	319.	335.
	24"		15"	BB1UBK1524P	303.	333.	347.
	30"		15"	BB1UBK1530P	315.	345.	357.
	36"		15"	BB1UBK1536P	331.	355.	375.
	42"		15"	BB1UBK1542P	339.	371.	389.
	48"		15"	BB1UBK1548P	349.	387.	407.
	60"		15"	BB1UBK1560P	371.	410.	426.
	72"		15"	BB1UBK1572P	386.	419.	437.



20" h upper back kit, painted For use on 57" h and taller units with pass through or reversed shelf storage below (compatible with all 20" h door kits)	18"		20"	BB1UBK2018P	290.	319.	335.
	24"		20"	BB1UBK2024P	303.	335.	347.
	30"		20"	BB1UBK2030P	316.	347.	363.
	36"		20"	BB1UBK2036P	331.	357.	377.
	42"		20"	BB1UBK2042P	340.	371.	390.
	48"		20"	BB1UBK2048P	351.	389.	408.
	60"		20"	BB1UBK2060P	399.	435.	449.
	72"		20"	BB1UBK2072P	410.	443.	460.



22" h upper back kit, painted For use on 50" unit reversal at worksurface height	18"		22"	BB1UBK2218P	290.	319.	335.
	24"		22"	BB1UBK2224P	303.	335.	348.
	30"		22"	BB1UBK2230P	316.	347.	363.
	36"		22"	BB1UBK2236P	331.	357.	377.
	42"		22"	BB1UBK2242P	340.	371.	390.
	48"		22"	BB1UBK2248P	351.	389.	408.

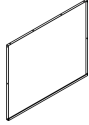


Order Code	Specification Information	Application Notes
Example: _____ _____ _____ _____ _____ _____		Upper back covers a section from the top to the underside of a shelf or worksurface shelf. 15" h and 20" h upper backs are designed to work with corresponding storage doors. All other heights are designed to create units with reversal at worksurface or credenza height as noted.
		60" w and 72" w upper back kits are required with all 60" w and 72" w upper shelf kits.

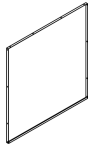
Upper Back Kit

29"h, 36"h and 43"h painted

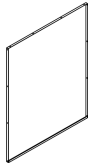
description	w	d	h	pattern no.	P1	P2	P3
29"h upper back kit, painted	18"		29"	BB1UBK2918P	\$316.	\$348.	\$365.
For use on 57"h unit with reversal at worksurface height	24"		29"	BB1UBK2924P	340.	371.	390.
	30"		29"	BB1UBK2930P	363.	399.	413.
	36"		29"	BB1UBK2936P	386.	425.	442.
	42"		29"	BB1UBK2942P	408.	448.	467.
	48"		29"	BB1UBK2948P	433.	469.	497.



36"h upper back kit, painted	18"		36"	BB1UBK3618P	319.	348.	365.
For use on 64"h unit with reversal at worksurface height	24"		36"	BB1UBK3624P	340.	375.	390.
	30"		36"	BB1UBK3630P	365.	401.	417.
	36"		36"	BB1UBK3636P	387.	426.	443.
	42"		36"	BB1UBK3642P	410.	449.	468.
	48"		36"	BB1UBK3648P	435.	477.	500.



43"h upper back kit, painted	18"		43"	BB1UBK4318P	319.	349.	368.
For use on 71"h unit with reversal at worksurface height	24"		43"	BB1UBK4324P	343.	375.	394.
	30"		43"	BB1UBK4330P	365.	402.	419.
	36"		43"	BB1UBK4336P	389.	429.	445.
	42"		43"	BB1UBK4342P	412.	452.	469.
	48"		43"	BB1UBK4348P	436.	478.	502.



Order Code

Specification Information

Application Notes

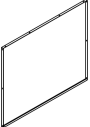
Example:

Upper back covers a section from the top to the underside of a shelf or worksurface shelf.

15"h and 20"h upper backs are designed to work with corresponding storage doors. All other heights are designed to create units with reversal at worksurface height.

Mid Back Kit

71" h unit painted

description	w	d	h	pattern no.	P1	P2	P3
Mid back kit for 71" h unit, painted reversal at worksurface height with 15" upper storage 	18"		28"	BB1MBK711518WP	\$340.	\$375.	\$390.
	24"		28"	BB1MBK711524WP	365.	401.	419.
	30"		28"	BB1MBK711530WP	389.	426.	445.
	36"		28"	BB1MBK711536WP	412.	456.	475.
	42"		28"	BB1MBK711542WP	437.	480.	504.
	48"		28"	BB1MBK711548WP	460.	505.	530.
	60"		28"	BB1MBK711560WP	505.	552.	576.
	72"		28"	BB1MBK711572WP	552.	594.	618.

Order Code

Specification Information



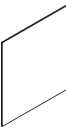
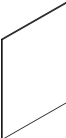
Application Notes

Example:

Mid back covers a standard shelf down to the underside of a worksurface or worksurface shelf.

Full Height Inside Back Inserts

22" h to 50" h fabric

description	w	d	h	pattern no.	10	20	30	40
22" h full height inside back insert, fabric 	18"	1/2"	22"	BC1FFINS2218	\$202.	\$223.	\$231.	\$242.
	24"	1/2"	22"	BC1FFINS2224	240.	256.	268.	278.
	30"	1/2"	22"	BC1FFINS2230	263.	281.	297.	307.
	36"	1/2"	22"	BC1FFINS2236	281.	307.	322.	333.
	42"	1/2"	22"	BC1FFINS2242	293.	319.	335.	345.
	48"	1/2"	22"	BC1FFINS2248	311.	337.	349.	363.
28" h full height inside back insert, fabric 	18"	1/2"	28"	BC1FFINS2818	212.	233.	247.	254.
	23"	1/2"	28"	BC1FFINS2823	247.	264.	276.	282.
	24"	1/2"	28"	BC1FFINS2824	248.	267.	278.	287.
	29"	1/2"	28"	BC1FFINS2829	268.	290.	303.	315.
	30"	1/2"	28"	BC1FFINS2830	269.	291.	306.	316.
	36"	1/2"	28"	BC1FFINS2836	291.	316.	333.	343.
	42"	1/2"	28"	BC1FFINS2842	306.	333.	345.	355.
	48"	1/2"	28"	BC1FFINS2848	319.	345.	357.	371.
42" h full height inside back insert, fabric 	15"	1/2"	42"	BC1FFINS4215	242.	260.	273.	280.
	18"	1/2"	42"	BC1FFINS4218	242.	260.	273.	280.
	24"	1/2"	42"	BC1FFINS4224	269.	291.	306.	316.
	30"	1/2"	42"	BC1FFINS4230	297.	322.	337.	347.
	36"	1/2"	42"	BC1FFINS4236	333.	355.	375.	389.
	42"	1/2"	42"	BC1FFINS4242	377.	410.	429.	443.
	48"	1/2"	42"	BC1FFINS4248	394.	426.	445.	460.
50" h full height inside back insert, fabric 	15"	1/2"	50"	BC1FFINS5015	264.	282.	299.	311.
	18"	1/2"	50"	BC1FFINS5018	264.	282.	299.	311.
	24"	1/2"	50"	BC1FFINS5024	291.	316.	333.	343.
	30"	1/2"	50"	BC1FFINS5030	333.	355.	375.	389.
	36"	1/2"	50"	BC1FFINS5036	380.	411.	433.	445.
	42"	1/2"	50"	BC1FFINS5042	419.	456.	475.	496.
	48"	1/2"	50"	BC1FFINS5048	460.	501.	523.	539.

Order Code

Example:

Specification Information

Fabric inside back inserts only work with painted or fabric backs of the same type and size.

Application Notes



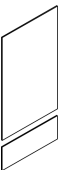
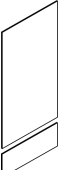
Inside back insert kits include fabric insert(s) that may be placed on the interior of a back matching the type and size of the insert specified.

Inside back inserts do not work on the outside of either painted or fabric backs.

71" h and 78" h inside back insert kit includes two inserts to match the segmented back in those heights.

Full Height Inside Back Inserts

57" h to 78" h fabric

description	w	d	h	pattern no.	10	20	30	40
57" h full height inside back insert, fabric 	15"	1/2"	57"	BC1FFINS5715	\$275.	\$297.	\$314.	\$328.
	18"	1/2"	57"	BC1FFINS5718	275.	297.	314.	328.
	24"	1/2"	57"	BC1FFINS5724	307.	335.	348.	357.
	30"	1/2"	57"	BC1FFINS5730	351.	381.	401.	413.
	36"	1/2"	57"	BC1FFINS5736	394.	426.	445.	460.
	42"	1/2"	57"	BC1FFINS5742	436.	468.	496.	509.
	48"	1/2"	57"	BC1FFINS5748	477.	516.	539.	558.
64" h full height inside back insert, fabric 	15"	1/2"	64"	BC1FFINS6415	322.	347.	363.	375.
	18"	1/2"	64"	BC1FFINS6418	322.	347.	363.	375.
	24"	1/2"	64"	BC1FFINS6424	347.	375.	394.	408.
	30"	1/2"	64"	BC1FFINS6430	410.	442.	462.	478.
	36"	1/2"	64"	BC1FFINS6436	456.	496.	513.	532.
	42"	1/2"	64"	BC1FFINS6442	497.	532.	561.	582.
	48"	1/2"	64"	BC1FFINS6448	537.	583.	607.	633.
71" h full height inside back insert, fabric 	15"	1/2"	71"	BC1FFINS7115	347.	375.	394.	408.
	18"	1/2"	71"	BC1FFINS7118	347.	375.	394.	408.
	24"	1/2"	71"	BC1FFINS7124	371.	407.	420.	437.
	30"	1/2"	71"	BC1FFINS7130	436.	468.	496.	509.
	36"	1/2"	71"	BC1FFINS7136	436.	468.	496.	509.
	42"	1/2"	71"	BC1FFINS7142	523.	565.	593.	614.
	48"	1/2"	71"	BC1FFINS7148	565.	612.	641.	662.
78" h full height inside back insert, fabric 	18"	1/2"	78"	BC1FFINS7818	371.	407.	420.	437.
	24"	1/2"	78"	BC1FFINS7824	437.	469.	497.	512.
	30"	1/2"	78"	BC1FFINS7830	497.	532.	561.	582.
	36"	1/2"	78"	BC1FFINS7836	553.	595.	623.	647.
	42"	1/2"	78"	BC1FFINS7842	614.	665.	695.	719.
	48"	1/2"	78"	BC1FFINS7848	673.	727.	761.	788.

Order Code

Example:

Specification Information

Fabric inside back inserts only work with painted or fabric backs of the same type and size.

Application Notes

Inside back insert kits include fabric insert(s) that may be placed on the interior of a back matching the type and size of the insert specified.

Inside back inserts do not work on the outside of either painted or fabric backs.

71" h and 78" h inside back insert kit includes two inserts to match the segmented back in those heights.

Upper Inside Back Inserts

14" h, 15" h and 22" h fabric

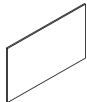
description	w	d	h	pattern no.	10	20	30	40
14" h upper inside back insert, fabric For use on 42" h unit with reversal at worksurface height (not compatible with 15" h door components)	18"	1/2"	14"	BC1UFINS1418	\$138.	\$147.	\$154.	\$159.
	24"	1/2"	14"	BC1UFINS1424	146.	158.	164.	170.
	30"	1/2"	14"	BC1UFINS1430	153.	167.	180.	184.
	36"	1/2"	14"	BC1UFINS1436	161.	180.	186.	190.
	42"	1/2"	14"	BC1UFINS1442	167.	185.	188.	193.
	48"	1/2"	14"	BC1UFINS1448	182.	191.	202.	208.



15" h upper inside back insert, fabric For use on 57" h and taller units with pass-through or reversed shelf storage below (compatible with all 15" h door kits)	18"	1/2"	15"	BC1UFINS1518	140.	151.	158.	161.
	24"	1/2"	15"	BC1UFINS1524	147.	159.	167.	175.
	30"	1/2"	15"	BC1UFINS1530	154.	168.	182.	186.
	36"	1/2"	15"	BC1UFINS1536	164.	182.	187.	191.
	42"	1/2"	15"	BC1UFINS1542	168.	186.	191.	200.
	48"	1/2"	15"	BC1UFINS1548	184.	193.	204.	211.
	60"	1/2"	15"	BC1UFINS1560	202.	215.	228.	235.
	72"	1/2"	15"	BC1UFINS1572	*	*	*	*



22" h upper inside back insert, fabric For use on 50" h unit reversal at worksurface height	18"	1/2"	22"	BC1UFINS2218	202.	223.	231.	242.
	24"	1/2"	22"	BC1UFINS2224	190.	207.	215.	227.
	30"	1/2"	22"	BC1UFINS2230	211.	231.	243.	252.
	36"	1/2"	22"	BC1UFINS2236	231.	252.	263.	269.
	42"	1/2"	22"	BC1UFINS2242	242.	260.	273.	280.
	48"	1/2"	22"	BC1UFINS2248	252.	273.	281.	293.



Order Code

Example:

Specification Information

Fabric inside back inserts only work with painted or fabric backs of the same type and size unless inside insert support kit is specified.

Application Information

An inside insert support kit (BC1FINSCLIP, \$70 list) is available to support an inside insert from the back of a worksurface shelf or veneer standard shelf.

Inside back inserts do not work on the outside of either painted or fabric backs.

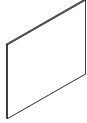
*72" w fabric backs need to be quoted as special product due to railroading of fabric.

Upper Inside Back Inserts

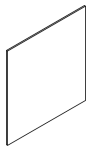
29" h and 36" h fabric

Template

description	w	d	h	pattern no.	10	20	30	40
29" h upper inside back insert, fabric For use on 50" h unit reversal at worksurface height	18"	1/2"	29"	BC1UFINS2918	\$223.	\$242.	\$252.	\$260.
	24"	1/2"	29"	BC1UFINS2924	248.	267.	278.	287.
	30"	1/2"	29"	BC1UFINS2930	273.	293.	307.	319.
	36"	1/2"	29"	BC1UFINS2936	293.	319.	335.	345.
	42"	1/2"	29"	BC1UFINS2942	307.	335.	348.	357.
	48"	1/2"	29"	BC1UFINS2948	322.	347.	363.	375.



36" h upper inside back insert, fabric For use on 64" h unit reversal at worksurface height	18"	1/2"	36"	BC1UFINS3618	233.	254.	264.	273.
	24"	1/2"	36"	BC1UFINS3624	260.	280.	293.	303.
	30"	1/2"	36"	BC1UFINS3630	282.	311.	328.	335.
	36"	1/2"	36"	BC1UFINS3636	315.	340.	354.	369.
	42"	1/2"	36"	BC1UFINS3642	329.	349.	369.	380.
	48"	1/2"	36"	BC1UFINS3648	339.	368.	381.	399.



Order Code

Example:

Specificaiton Information

Fabric inside back inserts only work with painted or fabric backs of the same type and size unless inside insert support kit is specified.


Application Notes

An inside insert support kit (BCIFINSCLIP, \$70 list) is available to support an inside insert from the back of a worksurface shelf or veneer standard shelf.

Inside back inserts do not work on the outside of either painted or fabric backs.

Mid Inside Back Inserts

57" h unit fabric

description	w	d	h	pattern no.	10	20	30	40
Mid inside back insert for 57" h unit, fabric reversal at worksurface height with 15" upper storage 	18"	1/2"	14"	BC1MFINS1418	\$208.	\$228.	\$242.	\$250.
	24"	1/2"	14"	BC1MFINS1424	208.	228.	242.	250.
	30"	1/2"	14"	BC1MFINS1430	215.	240.	250.	256.
	36"	1/2"	14"	BC1MFINS1436	242.	260.	273.	280.
	42"	1/2"	14"	BC1MFINS1442	247.	264.	276.	282.
	48"	1/2"	14"	BC1MFINS1448	250.	268.	280.	291.
	60"	1/2"	14"	BC1MFINS1460	269.	290.	303.	315.
	72"	1/2"	14"	BC1MFINS1472	*	*	*	*

Order Code

Example:

Specification Information

Fabric inside back inserts only work with painted or fabric backs of the same type and size unless inside insert support kit is specified.

Application Notes

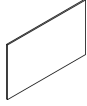
An inside insert support kit (BCIFINSCLIP, \$70 list) is available to support an inside insert from the back of a worksurface shelf or veneer standard shelf.

Inside back inserts to not work on the outside of either painted or fabric backs.

Mid Inside Back Inserts

64" h unit fabric

description	w	d	h	pattern no.	10	20	30	40
Mid inside back insert for 64" h unit, fabric reversal at worksurface height with 15" upper storage	18"	1/2"	21"	BC1MFINS2118	\$242.	\$260.	\$273.	\$280.
	24"	1/2"	21"	BC1MFINS2124	242.	260.	273.	280.
	30"	1/2"	21"	BC1MFINS2130	250.	268.	280.	291.
	36"	1/2"	21"	BC1MFINS2136	276.	299.	315.	329.
	42"	1/2"	21"	BC1MFINS2142	281.	307.	322.	333.
	48"	1/2"	21"	BC1MFINS2148	291.	316.	333.	343.
	60"	1/2"	21"	BC1MFINS2160	315.	339.	351.	365.
	72"	1/2"	21"	BC1MFINS2172	*	*	*	*



Order Code

Example:

Specification Information

Fabric inside back inserts only work with painted or fabric backs of the same type and size unless inside insert support kit is specified.

Application Notes

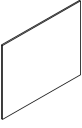
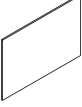
An inside insert support kit (BCIFINSCLIP, \$70 list) is available to support an inside insert from the back of a worksurface shelf or veneer standard shelf.

Inside back inserts to not work on the outside of either painted or fabric backs.

*72" w fabric backs need to be quoted as special product due to railroading of fabric.

Mid Inside Back Inserts

71" h unit fabric

description	w	d	h	pattern no.	10	20	30	40
Mid inside back insert for 71" h unit, fabric reversal at worksurface height with 15" upper storage 	18"	1/2"	28"	BC1MFINS2818	\$264.	\$282.	\$299.	\$311.
	24"	1/2"	28"	BC1MFINS2824	264.	282.	299.	311.
	30"	1/2"	28"	BC1MFINS2830	273.	293.	307.	319.
	36"	1/2"	28"	BC1MFINS2836	316.	343.	355.	370.
	42"	1/2"	28"	BC1MFINS2842	329.	349.	369.	380.
	48"	1/2"	28"	BC1MFINS2848	337.	365.	380.	394.
	60"	1/2"	28"	BC1MFINS2860	355.	387.	402.	413.
	72"	1/2"	28"	BC1MFINS2872	*	*	*	*
Mid inside back insert for 71" h unit, fabric reversal at worksurface height with 20" upper storage 	18"	1/2"	23"	BC1MFINS2318	248.	267.	278.	287.
	24"	1/2"	23"	BC1MFINS2324	248.	267.	278.	287.
	30"	1/2"	23"	BC1MFINS2330	255.	276.	287.	299.
	36"	1/2"	23"	BC1MFINS2336	290.	315.	332.	340.
	42"	1/2"	23"	BC1MFINS2342	297.	322.	337.	347.
	48"	1/2"	23"	BC1MFINS2348	306.	333.	345.	355.
	60"	1/2"	23"	BC1MFINS2360	331.	351.	368.	380.
	72"	1/2"	23"	BC1MFINS2372	*	*	*	*

Order Code

Specification Information

Application Notes

Example:

An inside insert support kit (BC1FINSCLIP, \$70 list) is available to support an inside insert from the back of a worksurface shelf or veneer standard shelf.

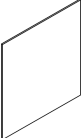
Inside back insert kits include fabric insert(s) that may be placed on the interior of a back matching the type and size of the insert specified.

Inside back inserts do not work on the outside of either painted or fabric backs.

*72" w fabric backs need to be quoted as special product due to railroading of fabric.

Mid Inside Back Inserts

78" h unit fabric

description	w	d	h	pattern no.	10	20	30	40
Mid inside back insert for 78" h unit, fabric reversal at worksurface height with 20" upper storage 	18"	1/2"	30"	BC1MFINS3018	\$273.	\$293.	\$307.	\$319.
	24"	1/2"	30"	BC1MFINS3024	273.	293.	307.	319.
	30"	1/2"	30"	BC1MFINS3030	280.	306.	319.	332.
	36"	1/2"	30"	BC1MFINS3036	331.	351.	370.	386.
	42"	1/2"	30"	BC1MFINS3042	339.	368.	381.	399.
	48"	1/2"	30"	BC1MFINS3048	348.	377.	396.	410.
	60"	1/2"	30"	BC1MFINS3060	370.	401.	417.	433.
	72"	1/2"	30"	BC1MFINS3072	*	*	*	*

Order Code

Example:

Specification Information

Fabric inside back inserts only work with painted or fabric backs of the same type and size unless inside insert support kit is specified.

Application Notes


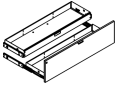


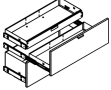
An inside insert support kit (BC1FINSCLIP, \$70 list) is available to support an inside insert from the back of a worksurface shelf or veneer standard shelf.

Inside back inserts do not work on the outside of either painted or fabric backs.

*72" w fabric backs need to be quoted as special product due to railroading of fabric.

Drawer Kits

file, box/box, box/file, file/file and box/box/file, Steel and Veneer







description	w	d	h	pattern no.	P1	P2	P3	V1	V2	V3
File drawer kit fills 16" h unit opening 	18"	15"	12 1/8"	BD2FDK18N	\$733.	\$810.	\$847.	\$1,287.	\$1,479.	\$1,996.
	24"	15"	12 1/8"	BD2FDK24N	755.	828.	864.	1,318.	1,514.	2,045.
	30"	15"	12 1/8"	BD2FDK30N	794.	875.	912.	1,390.	1,599.	2,159.
	36"	15"	12 1/8"	BD2FDK36N	805.	884.	924.	1,407.	1,619.	2,187.
	42"	15"	12 1/8"	BD2FDK42N	851.	940.	981.	1,488.	1,712.	2,305.
	48"	15"	12 1/8"	BD2FDK48N	902.	990.	1,032.	1,571.	1,804.	2,441.
Box/Box drawer kit fills 16" h unit opening 	18"	15"	12 1/8"	BD2BBDK18N	1,016.	1,120.	1,168.	1,781.	2,048.	2,764.
	24"	15"	12 1/8"	BD2BBDK24N	1,064.	1,172.	1,226.	1,861.	2,146.	2,896.
	30"	15"	12 1/8"	BD2BBDK30N	1,103.	1,214.	1,266.	1,931.	2,220.	3,001.
	36"	15"	12 1/8"	BD2BBDK36N	1,140.	1,250.	1,309.	1,994.	2,292.	3,092.
	42"	15"	12 1/8"	BD2BBDK42N	1,210.	1,336.	1,395.	2,122.	2,440.	3,291.
	48"	15"	12 1/8"	BD2BBDK48N	1,303.	1,432.	1,497.	2,284.	2,624.	3,539.
Box/file drawer kit fills credenza height opening 	18"	15"	18 7/8"	BD2BFDK18N	1,020.	1,124.	1,172.	1,776.	2,036.	2,751.
	24"	15"	18 7/8"	BD2BFDK24N	1,056.	1,159.	1,210.	1,829.	2,102.	2,839.
	30"	15"	18 7/8"	BD2BFDK30N	1,090.	1,199.	1,257.	1,905.	2,189.	2,953.
	36"	15"	18 7/8"	BD2BFDK36N	1,132.	1,242.	1,298.	1,948.	2,240.	3,022.
	42"	15"	18 7/8"	BD2BFDK42N	1,231.	1,353.	1,416.	1,982.	2,285.	3,081.
	48"	15"	18 7/8"	BD2BFDK48N	1,280.	1,408.	1,475.	2,059.	2,366.	3,196.
File/File drawer kit fills worksurface height opening 	18"	15"	24 3/4"	BD2FFDK18N	1,057.	1,160.	1,221.	1,848.	2,127.	2,873.
	24"	15"	24 3/4"	BD2FFDK24N	1,094.	1,208.	1,262.	1,910.	2,195.	2,965.
	30"	15"	24 3/4"	BD2FFDK30N	1,140.	1,257.	1,310.	1,988.	2,286.	3,083.
	36"	15"	24 3/4"	BD2FFDK36N	1,181.	1,299.	1,358.	2,045.	2,355.	3,172.
	42"	15"	24 3/4"	BD2FFDK42N	1,293.	1,424.	1,488.	2,103.	2,421.	3,269.
	48"	15"	24 3/4"	BD2FFDK48N	1,344.	1,484.	1,551.	2,214.	2,549.	3,442.
Box/Box drawer kit fills worksurface height opening 	18"	15"	24 3/4"	BD2BBFDK18N	1,408.	1,553.	1,620.	2,146.	2,469.	3,333.
	24"	15"	24 3/4"	BD2BBFDK24N	1,450.	1,599.	1,673.	2,212.	2,545.	3,430.
	30"	15"	24 3/4"	BD2BBFDK30N	1,503.	1,657.	1,731.	2,295.	2,640.	3,564.
	36"	15"	24 3/4"	BD2BBFDK36N	1,562.	1,714.	1,792.	2,369.	2,722.	3,678.
	42"	15"	24 3/4"	BD2BBFDK42N	1,674.	1,843.	1,923.	2,434.	2,792.	3,774.
	48"	15"	24 3/4"	BD2BBFDK48N	1,734.	1,909.	1,994.	2,549.	2,935.	3,957.

Order Code	Specification Information	Application Notes
Example: _____ _____ _____ _____ _____	<p>Drawer fronts are available in standard paint or V1 finishes.</p> <p>To specify locking drawers, replace the "N" in the pattern number with an "L" and add \$40 to the list price. Lock location is centered horizontally.</p> <p>Drawer kits include assembled drawer bodies with fronts, pull kit and side assembly kit.</p> <p>Lock housings are available in either black (B) or chrome (CH). If ordering key-alike, remember to order cores in a matching finish.</p>	<p>Steel and Veneer drawer fronts receive 3" pulls. Laminate drawer fronts receive 5" pulls.</p> <p>Steel and Veneer drawer kits feature a gap below the front and can be used with kick plates (specified separately). Laminate drawer kits feature to-the-floor fronts and can not be used with kick plates below.</p> <p>Drawer kits may only be placed under worksurface height (credenza height for box/file kit).</p> <p>All drawer kits include safety cable that allows only one drawer to be opened at one time.</p> <p>Drawer kits must always be positioned under a work surface shelf.</p> <p>Veneer grain direction is vertical on all drawer fronts.</p>

Drawer Kits

Template




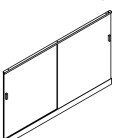
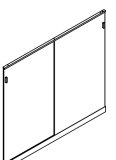
file, box/box, box/file, file/file and box/box/file, Laminate

description	w	d	h	pattern no.	L1	L2
File drawer kit fills 16" h unit opening 	18"	15"	12 1/8"	BD2FDK18NL	\$633.	\$673.
	24"	15"	12 1/8"	BD2FDK24NL	659.	714.
	30"	15"	12 1/8"	BD2FDK30NL	716.	788.
	36"	15"	12 1/8"	BD2FDK36NL	743.	836.
	42"	15"	12 1/8"	BD2FDK42NL	752.	855.
	48"	15"	12 1/8"	BD2FDK48NL	806.	912.
File drawer kit, Bottom position fills 16" h unit opening 	18"	15"	12 1/8"	BD2FDKB18NL	633.	673.
	24"	15"	12 1/8"	BD2FDKB24NL	659.	714.
	30"	15"	12 1/8"	BD2FDKB30NL	716.	788.
	36"	15"	12 1/8"	BD2FDKB36NL	743.	836.
	42"	15"	12 1/8"	BD2FDKB42NL	752.	855.
	48"	15"	12 1/8"	BD2FDKB48NL	806.	912.
Box/Box drawer kit fills 16" h unit opening 	18"	15"	12 1/8"	BD2BBDK18NL	839.	886.
	24"	15"	12 1/8"	BD2BBDK24NL	895.	951.
	30"	15"	12 1/8"	BD2BBDK30NL	957.	1,033.
	36"	15"	12 1/8"	BD2BBDK36NL	981.	1,079.
	42"	15"	12 1/8"	BD2BBDK42NL	1,011.	1,127.
	48"	15"	12 1/8"	BD2BBDK48NL	1,084.	1,199.
Box/file drawer kit fills credenza height opening 	18"	15"	18 7/8"	BD2BFDK18NL	1,118.	1,174.
	24"	15"	18 7/8"	BD2BFDK24NL	1,172.	1,245.
	30"	15"	18 7/8"	BD2BFDK30NL	1,245.	1,343.
	36"	15"	18 7/8"	BD2BFDK36NL	1,280.	1,403.
	42"	15"	18 7/8"	BD2BFDK42NL	1,313.	1,455.
	48"	15"	18 7/8"	BD2BFDK48NL	1,403.	1,554.
File/File drawer kit fills worksurface height opening 	18"	15"	24 3/4"	BD2FFDK18NL	1,245.	1,327.
	24"	15"	24 3/4"	BD2FFDK24NL	1,298.	1,400.
	36"	15"	24 3/4"	BD2FFDK30NL	1,404.	1,536.
	36"	15"	24 3/4"	BD2FFDK36NL	1,452.	1,628.
	42"	15"	24 3/4"	BD2FFDK42NL	1,472.	1,664.
	48"	15"	24 3/4"	BD2FFDK48NL	1,570.	1,773.
Box/Box drawer kit fills worksurface height opening 	18"	15"	24 3/4"	BD2BBFDK18NL	1,379.	1,460.
	24"	15"	24 3/4"	BD2BBFDK24NL	1,451.	1,554.
	30"	15"	24 3/4"	BD2BBFDK30NL	1,556.	1,691.
	36"	15"	24 3/4"	BD2BBFDK36NL	1,604.	1,779.
	42"	15"	24 3/4"	BD2BBFDK42NL	1,639.	1,835.
	48"	15"	24 3/4"	BD2BBFDK48NL	1,748.	1,950.

Order Code	Specification Information	Application Notes
Example: _____ _____ _____ _____ _____	<p>Drawer fronts are available in standard paint or V1 finishes.</p> <p>To specify locking drawers, replace the "N" in the pattern number with an "L" and add \$40 to the list price. Lock location is centered horizontally.</p> <p>Drawer kits include assembled drawer bodies with fronts, pull kit and side assembly kit.</p> <p>Lock housings are available in either black (B) or chrome (CH). If ordering key-alike, remember to order cores in a matching finish.</p>	<p>Drawer kits may only be placed under worksurface height (credenza height for box/file kit).</p> <p>All drawer kits include safety cable that allows only one drawer to be opened at one time.</p> <p>Drawer kits must always be positioned under a work surface shelf.</p>

Sliding Door Kits

full height

description	w	d	h	pattern no.	P1	P2	P3	glass
 16" h sliding door kit, full height	30"	3/4"	16"	BD1FSDK1630N	\$851.	\$939.	\$980.	\$877.
	36"	3/4"	16"	BD1FSDK1636N	877.	968.	1,013.	933.
	42"	3/4"	16"	BD1FSDK1642N	891.	981.	1,030.	987.
	48"	3/4"	16"	BD1FSDK1648N	906.	993.	1,040.	1,045.
 22" h sliding door kit, full height	30"	3/4"	22"	BD1FSDK2230N	859.	944.	987.	886.
	36"	3/4"	22"	BD1FSDK2236N	886.	977.	1,024.	941.
	42"	3/4"	22"	BD1FSDK2242N	902.	990.	1,036.	993.
	48"	3/4"	22"	BD1FSDK2248N	911.	1,001.	1,052.	1,056.
 25" h Antenna sliding door kit, full height	30"	3/4"	25"	BD1FSDK2530N	877.	967.	1,007.	992.
	36"	3/4"	25"	BD1FSDK2536N	937.	1,031.	1,076.	1,085.
	42"	3/4"	25"	BD1FSDK2542N	945.	1,040.	1,092.	1,156.
	48"	3/4"	25"	BD1FSDK2548N	959.	1,056.	1,103.	1,225.
 28" h sliding door kit, full height	29"	3/4"	28"	BD1FSDK2829N	877.	967.	1,007.	992.
	30"	3/4"	28"	BD1FSDK2830N	877.	967.	1,007.	992.
	36"	3/4"	28"	BD1FSDK2836N	937.	1,031.	1,076.	1,085.
	42"	3/4"	28"	BD1FSDK2842N	945.	1,040.	1,092.	1,156.
	48"	3/4"	28"	BD1FSDK2848N	959.	1,056.	1,103.	1,225.
 42" h sliding door kit, full height	30"	3/4"	42"	BD1FSDK4230N	931.	1,030.	1,075.	1,309.
	36"	3/4"	42"	BD1FSDK4236N	1,013.	1,113.	1,164.	1,409.
	42"	3/4"	42"	BD1FSDK4242N	1,027.	1,124.	1,177.	1,513.
	48"	3/4"	42"	BD1FSDK4248N	1,104.	1,221.	1,272.	1,611.

Order Code

Example:

Specification Information

Door fronts are available in standard paint or etched powder glass.

To specify locking sliding doors, replace the "N" in the pattern number with an "L" and add \$20 to the list price.

Lock housings are available in either black (B) or chrome (CH). If ordering key-alike, remember to order cores in a matching finish.

Application Notes

Full height sliding door kits include two doors, top sliding rail and base sliding rail.

Base sliding rail matches the height of the base giving the appearance of a base kit plate. This should be considered when planning the base appearance of adjacent units.

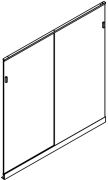
Full height sliding door kits may only be utilized in cabinets of the same height.

Full height sliding door kits attach to the top and base of a single section. Shelves must be ordered separately.

Worksurface shelves do not work behind sliding doors.

Sliding Door Kits

full height

description	w	d	h	pattern no.	P1	P2	P3	glass
50" h sliding door kit, full height 	30"	3/4"	50"	BD1FSDK5030N	\$1,001.	\$1,104.	\$1,157.	\$1,404.
	36"	3/4"	50"	BD1FSDK5036N	1,020.	1,116.	1,167.	1,527.
	42"	3/4"	50"	BD1FSDK5042N	1,097.	1,204.	1,261.	1,642.
	48"	3/4"	50"	BD1FSDK5048N	1,106.	1,222.	1,273.	1,764.

Order Code

Example:

Specification Information

Door fronts are available in standard paint or etched powder glass.

To specify locking sliding doors, replace the "N" in the pattern number with an "L" and add \$20 to the list price.

Lock housings are available in either black (B) or chrome (CH). If ordering key-alike, remember to order cores in a matching finish.

Application Notes

Full height sliding door kits include two doors, top sliding rail and base sliding rail.

Base sliding rail matches the height of the base giving the appearance of a base kit plate. This should be considered when planning the base appearance of adjacent units.

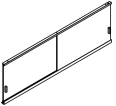
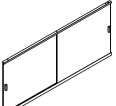
Full height sliding door kits may only be utilized in cabinets of the same height.

Full height sliding door kits attach to the top and base of a single section. Shelves must be ordered separately.

Worksurface shelves do not work behind sliding doors.

Sliding Door Kits

top position and bottom position





description	w	d	h	pattern no.	P1	P2	P3	glass
15" h sliding door kit, top position 	30"	3/4"	15"	BD1TSDK1530N	\$974.	\$1,072.	\$1,118.	\$983.
	36"	3/4"	15"	BD1TSDK1536N	995.	1,100.	1,151.	1,028.
	42"	3/4"	15"	BD1TSDK1542N	1,040.	1,142.	1,197.	1,099.
	48"	3/4"	15"	BD1TSDK1548N	1,053.	1,157.	1,208.	1,141.
	60"	3/4"	15"	BD1TSDK1560N	974.	1,072.	1,118.	1,120.
	72"	3/4"	15"	BD1TSDK1572N	983.	1,084.	1,132.	1,133.
20" h sliding door kit, top position 	30"	3/4"	20"	BD1TSDK2030N	1,006.	1,110.	1,159.	1,041.
	36"	3/4"	20"	BD1TSDK2036N	1,045.	1,154.	1,204.	1,106.
	42"	3/4"	20"	BD1TSDK2042N	1,076.	1,183.	1,234.	1,181.
	48"	3/4"	20"	BD1TSDK2048N	1,086.	1,196.	1,247.	1,235.
	60"	3/4"	20"	BD1TSDK2060N	1,059.	1,166.	1,222.	1,263.
	72"	3/4"	20"	BD1TSDK2072N	1,070.	1,177.	1,230.	1,273.

Order Code	Specification Information	Application Notes
Example: <hr/> <hr/> <hr/> <hr/>	<p>Door fronts are available in standard paint or etched powder glass.</p> <p>To specify locking sliding doors, replace the "N" in the pattern number with an "L" and add \$20 to the list price.</p> <p>Lock housings are available in either black (B) or chrome (CH). If ordering key-alike, remember to order cores in a matching finish.</p>	<p>Top position sliding door kit includes two doors, top sliding rail and lower sliding rail.</p> <p>Bottom position sliding door kit includes two doors, upper sliding rail, and base sliding rail. Veneer or steel top shelf must be ordered separately.</p> <p>Top position sliding door kit only works in the top position of a Template case.</p> <p>Locking not available in 60" or 72" wide door kits.</p>
		<p>Bottom position sliding door kit provides hardware to place a sliding door kit in a taller case when a pass-through or open shelf is required above the sliding door kit.</p> <p>Bottom position sliding door kits may not be installed below a back, hinged doors or another sliding door kit.</p> <p>Shelves must be ordered separately.</p>

Hinged Door Kits

15"h, 20"h, 28"h and 42"h

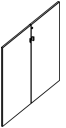
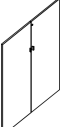
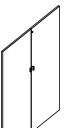
Template

description	w	d	h	pattern no.	P1	P2	P3	L1	L2	V1	V2	V3
 15"h hinge door kit	24"	3/4"	15"	BD1FHDK1524(L/R)N	\$667.	\$732.	\$764.			\$773.	\$894.	\$1,205.
	30"	3/4"	15"	BD1FHDK1530N	1,078.	1,185.	1,237.			1,224.	1,406.	1,898.
	36"	3/4"	15"	BD1FHDK1536N	1,104.	1,213.	1,266.			1,265.	1,451.	1,969.
	42"	3/4"	15"	BD1FHDK1542N	1,118.	1,231.	1,287.			1,306.	1,504.	2,030.
	48"	3/4"	15"	BD1FHDK1548N	1,148.	1,261.	1,322.			1,369.	1,576.	2,126.
 20"h hinge door kit	24"	3/4"	20"	BD1FHDK2024(L/R)N	692.	762.	798.			813.	937.	1,263.
	30"	3/4"	20"	BD1FHDK2030N	1,113.	1,225.	1,282.			1,266.	1,455.	1,971.
	36"	3/4"	20"	BD1FHDK2036N	1,154.	1,264.	1,325.			1,305.	1,503.	2,029.
	42"	3/4"	20"	BD1FHDK2042N	1,173.	1,289.	1,349.			1,376.	1,589.	2,136.
	48"	3/4"	20"	BD1FHDK2048N	1,208.	1,329.	1,386.			1,407.	1,619.	2,183.
 28"h hinge door kit	18"	3/4"	28"	BD1FHDK2818(L/R)N	542.	601.	627.	327.	497.	654.	752.	1,013.
	24"	3/4"	28"	BD1FHDK2824(L/R)N	542.	601.	627.	356.	566.	694.	800.	1,084.
	30"	3/4"	28"	BD1FHDK2830N	1,016.	1,116.	1,168.	620.	927.	1,154.	1,325.	1,785.
	36"	3/4"	28"	BD1FHDK2836N	1,016.	1,118.	1,172.	651.	993.	1,185.	1,365.	1,842.
	42"	3/4"	28"	BD1FHDK2842N	1,020.	1,120.	1,173.	685.	1,064.	1,231.	1,416.	1,910.
	48"	3/4"	28"	BD1FHDK2848N	1,020.	1,120.	1,173.	714.	1,134.	1,264.	1,450.	1,964.
 42"h hinge door kit	15"	3/4"	42"	BD1FHDK4215(L/R)N	570.	627.	655.	363.	571.	668.	765.	1,033.
	18"	3/4"	42"	BD1FHDK4218(L/R)N	596.	658.	687.	389.	634.	700.	810.	1,093.
	24"	3/4"	42"	BD1FHDK4224(L/R)N	647.	708.	747.	438.	734.	765.	879.	1,193.
	30"	3/4"	42"	BD1FHDK4230N	1,094.	1,199.	1,258.	725.	1,145.	1,235.	1,422.	1,920.
	36"	3/4"	42"	BD1FHDK4236N	1,128.	1,242.	1,293.	780.	1,265.	1,286.	1,478.	2,001.
	42"	3/4"	42"	BD1FHDK4242N	1,185.	1,304.	1,360.	854.	1,447.	1,351.	1,556.	2,099.
	48"	3/4"	42"	BD1FHDK4248N	1,257.	1,378.	1,443.	878.	1,473.	1,447.	1,665.	2,247.

Order Code	Specification Information	Application Notes
Example: _____ _____ _____ _____	<p>Door fronts are available in standard paint or V1 finishes.</p> <p>Hinge door kits include door(s), pull kit and hinge kit.</p> <p>To specify locking doors, replace the "N" in the pattern number with an "L" and add \$20 to the list price.</p> <p>Lock housings are available in either black (B) or chrome (CH). If ordering key-alike, remember to order cores in a matching finish.</p>	<p>Steel and Veneer drawer fronts receive 2" pulls. Laminate drawer fronts receive 5" pulls.</p> <p>28" and taller Steel and Veneer hinge door kits feature a gap below the front and can be used with kick plates (specified separately). 28" and taller Laminate hinge door kits feature to-the-floor fronts and can not be used with kick plates below.</p>
		<p>15"w, 18"w and 24"w door kits come as single door kits.</p> <p>Door hand for 15"w, 18"w and 24"w determined by hinge location.</p> <p>28"h and taller hinge door kits are designed to fit in an opening from the top of a base to the underside of a top or worksurface shelf.</p> <p>15"h and 20"h hinge door kits are designed to be positioned at the top of a cabinet opening to function as an overhead unit.</p> <p>Veneer grain direction is vertical on all hinge doors.</p> <p>Shelves must be ordered separately.</p>

Hinged Door Kits

50" h, 57" h and 64" h

description	w	d	h	pattern no.	P1	P2	P3	L1	L2	V1	V2	V3
 50" h hinge door kit	15"	3/4"	50"	BD1FHDK5015(L/R)N	\$570.	\$627.	\$655.	\$371.	\$585.	\$689.	\$794.	\$1,076.
	18"	3/4"	50"	BD1FHDK5018(L/R)N	599.	660.	689.	436.	731.	734.	845.	1,142.
	24"	3/4"	50"	BD1FHDK5024(L/R)N	649.	709.	747.	483.	840.	805.	924.	1,247.
	30"	3/4"	50"	BD1FHDK5030N	1,094.	1,202.	1,258.	743.	1,167.	1,304.	1,498.	2,028.
	36"	3/4"	50"	BD1FHDK5036N	1,140.	1,257.	1,310.	873.	1,465.	1,360.	1,565.	2,112.
	42"	3/4"	50"	BD1FHDK5042N	1,187.	1,305.	1,366.	878.	1,473.	1,437.	1,651.	2,230.
	48"	3/4"	50"	BD1FHDK5048N	1,231.	1,353.	1,416.	968.	1,679.	1,527.	1,755.	2,368.
 57" h hinge door kit	15"	3/4"	57"	BD1FHDK5715(L/R)N	576.	635.	662.	435.	687.	731.	839.	1,132.
	18"	3/4"	57"	BD1FHDK5718(L/R)N	599.	662.	690.	453.	768.	772.	887.	1,202.
	24"	3/4"	57"	BD1FHDK5724(L/R)N	649.	713.	748.	540.	957.	852.	983.	1,328.
	30"	3/4"	57"	BD1FHDK5730N	1,096.	1,202.	1,259.	866.	1,373.	1,349.	1,555.	2,096.
	36"	3/4"	57"	BD1FHDK5736N	1,142.	1,258.	1,311.	907.	1,537.	1,435.	1,650.	2,229.
	42"	3/4"	57"	BD1FHDK5742N	1,191.	1,306.	1,367.	973.	1,685.	1,532.	1,763.	2,377.
	48"	3/4"	57"	BD1FHDK5748N	1,235.	1,359.	1,422.	1,079.	1,909.	1,599.	1,842.	2,484.
 64" h hinge door kit	15"	3/4"	64"	BD1FHDK6415(L/R)N	595.	654.	686.	499.	806.	770.	885.	1,197.
	18"	3/4"	64"	BD1FHDK6418(L/R)N	616.	683.	713.	542.	908.	818.	943.	1,272.
	24"	3/4"	64"	BD1FHDK6424(L/R)N	667.	733.	764.	616.	1,076.	910.	1,041.	1,410.
	30"	3/4"	64"	BD1FHDK6430N	1,133.	1,246.	1,304.	998.	1,610.	1,450.	1,674.	2,255.
	36"	3/4"	64"	BD1FHDK6436N	1,178.	1,298.	1,358.	1,086.	1,820.	1,535.	1,764.	2,385.
	42"	3/4"	64"	BD1FHDK6442N	1,226.	1,349.	1,410.	1,174.	2,020.	1,639.	1,884.	2,546.
	48"	3/4"	64"	BD1FHDK6448N	1,275.	1,402.	1,463.	1,233.	2,151.	1,715.	1,973.	2,659.

Order Code

Example:

Specification Information

Door fronts are available in standard paint or V1 finishes.

Hinge door kits include door(s), pull kit and hinge kit.

To specify locking doors, replace the "N" in the pattern number with an "L" and add \$20 to the list price.

Lock housings are available in either black (B) or chrome (CH). If ordering key-alike, remember to order cores in a matching finish.

Application Notes

15" w, 18" w and 24" w door kits come as single door kits.



Door hand for 15" w, 18" w and 24" w determined by hinge location.

28" h and taller hinge door kits are designed to fit in an opening from the top of a base to the underside of a top or worksurface shelf.

Veneer grain direction is vertical on all hinge doors..

Hinged Door Kits

71" h and 78" h

description	w	d	h	pattern no.	P1	P2	P3	L1	L2	V1	V2	V3
 71" h hinge door kit	15"	3/4"	71"	BD1FHDK7115(L/R)N	\$689.	\$758.	\$791.	\$530.	\$876.	\$805.	\$924.	\$1,247.
	18"	3/4"	71"	BD1FHDK7118(L/R)N	768.	847.	885.	589.	960.	847.	974.	1,322.
	24"	3/4"	71"	BD1FHDK7124(L/R)N	907.	995.	1,038.	654.	1,159.	947.	1,093.	1,474.
	30"	3/4"	71"	BD1FHDK7130N	1,390.	1,529.	1,599.	1,059.	1,748.	1,504.	1,728.	2,328.
	36"	3/4"	71"	BD1FHDK7136N	1,464.	1,610.	1,687.	1,181.	1,922.	1,620.	1,859.	2,518.
	42"	3/4"	71"	BD1FHDK7142N	1,551.	1,704.	1,780.	1,237.	2,159.	1,705.	1,962.	2,643.
	48"	3/4"	71"	BD1FHDK7148N	1,738.	1,914.	2,002.	1,306.	2,318.	1,789.	2,059.	2,779.
 78" h hinge door kit	18"	3/4"	78"	BD1FHDK7818(L/R)N	806.	885.	925.	629.	1,059.	912.	1,052.	1,422.
	24"	3/4"	78"	BD1FHDK7824(L/R)N	959.	1,054.	1,103.	733.	1,303.	1,024.	1,174.	1,593.
	30"	3/4"	78"	BD1FHDK7830N	1,455.	1,604.	1,679.	1,168.	1,917.	1,609.	1,851.	2,501.
	36"	3/4"	78"	BD1FHDK7836N	1,537.	1,692.	1,773.	1,259.	2,119.	1,736.	2,001.	2,696.
	42"	3/4"	78"	BD1FHDK7842N	1,572.	1,730.	1,806.	1,383.	2,407.	1,835.	2,108.	2,842.
	48"	3/4"	78"	BD1FHDK7848N	1,845.	2,032.	2,122.	1,471.	2,606.	1,926.	2,213.	2,988.

Order Code

Example: _____

Specification Information

Door fronts are available in standard paint or V1 finishes.

Hinge door kits include door(s), pull kit and hinge kit.

To specify locking doors, replace the "N" in the pattern number with an "L" and add \$20 to the list price.

Lock housings are available in either black (B) or chrome (CH). If ordering key-alike, remember to order cores in a matching finish.

Application Notes

Steel and Veneer drawer fronts receive 2" pulls. Laminate drawer fronts receive 5" pulls.

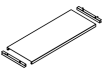
28" and taller Steel and Veneer hinge door kits feature a gap below the front and can be used with kick plates (specified separately). 28" and taller Laminate hinge door kits feature to-the-floor fronts and can not be used with kick plates below.

15" w, 18" w and 24" w door kits come as single door kits.

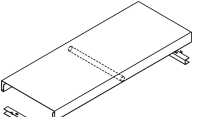
Door hand for 15" w, 18" w and 24" w determined by hinge location.

28" h and taller hinge door kits are designed to fit in an opening from the top of a base to the underside of a top or worksurface shelf.

Veneer grain direction is vertical on all hinge doors.

description	w	d	h	pattern no.	P1	P2	P3	V1	V2	V3
Shelf kit, single 	15"	13"	1 1/16"	BC1SH15(S/V)	\$110.	\$119.	\$121.	\$579.	\$662.	\$897.
	18"	13"	1 1/16"	BC1SH18(S/V)	119.	130.	138.	585.	677.	908.
	23"	13"	1 1/16"	BC1SH23(S/V)	144.	154.	164.	602.	695.	940.
	24"	13"	1 1/16"	BC1SH24(S/V)	144.	154.	164.	602.	695.	940.
	29"	13"	1 1/16"	BC1SH29(S/V)	154.	170.	184.	623.	718.	971.
	30"	13"	1 1/16"	BC1SH30(S/V)	154.	170.	184.	625.	725.	974.
	36"	13"	1 1/16"	BC1SH36(S/V)	167.	186.	191.	646.	741.	1,000.
	42"	13"	1 1/16"	BC1SH42(S/V)	188.	207.	214.	662.	762.	1,028.
	48"	13"	1 1/16"	BC1SH48(S/V)	188.	208.	215.	694.	795.	1,075.
	60"	13"	1 1/16"	BC1SH60(S/V)	290.	319.	335.	765.	879.	1,198.
	72"	13"	1 1/16"	BC1SH72(S/V)	302.	332.	345.	778.	897.	1,208.
	Shelf kit, package of 5	15"	13"	1 1/16"	BC1SH515(S/V)	518.	570.	595.	1,903.	2,188.
18"		13"	1 1/16"	BC1SH518(S/V)	570.	623.	651.	1,948.	2,240.	3,022.
23"		13"	1 1/16"	BC1SH523(S/V)	694.	764.	795.	2,050.	2,358.	3,185.
24"		13"	1 1/16"	BC1SH524(S/V)	694.	764.	795.	2,058.	2,364.	3,191.
29"		13"	1 1/16"	BC1SH529(S/V)	764.	842.	877.	2,149.	2,473.	3,336.
30"		13"	1 1/16"	BC1SH530(S/V)	765.	842.	877.	2,159.	2,486.	3,355.
36"		13"	1 1/16"	BC1SH536(S/V)	818.	904.	943.	2,245.	2,584.	3,487.
42"		13"	1 1/16"	BC1SH542(S/V)	919.	1,014.	1,062.	2,328.	2,686.	3,625.
48"		13"	1 1/16"	BC1SH548(S/V)	928.	1,016.	1,063.	2,497.	2,873.	3,877.
60"		13"	1 1/16"	BC1SH560(S/V)	1,464.	1,611.	1,687.	2,839.	3,269.	4,418.
72"		13"	1 1/16"	BC1SH572(S/V)	1,478.	1,624.	1,699.	2,847.	3,278.	4,427.

Order Code	Specification Information	Application Notes
Example: _____ _____ _____ _____	Steel shelf includes shelf brackets in matching paint finish. Specify veneer finish for veneer shelf as well as paint finish for veneer shelf brackets.	Shelves are non-handed and non-sided for simple specification and installation. Each shelf includes a pair of non-handed hanging brackets.

description	w	d	h	pattern no.	P1	P2	P3
	24"	13"	1 1/13"	BC1CSH24	\$256.	\$281.	\$297.
	30"	13"	1 1/13"	BC1CSH30	276.	306.	316.
	36"	13"	1 1/13"	BC1CSH36	299.	331.	343.
	42"	13"	1 1/13"	BC1CSH42	377.	412.	435.
	48"	13"	1 1/13"	BC1CSH48	402.	443.	462.

Order Code

Example:

Specification Information

Coat Rod Shelf includes shelf brackets in matching paint finish.
 Coat rod is painted black.

Application Notes

Coat rod shelf provides a front-to-back coat rod for use with standard coat hangers (not included).



24" w, 30" w and 36" w shelves include a single, centered coat rod. 42" w and 48" w shelves include two coat rods positioned in from the end or mid panel at an equal distance.

Each coat rod provides 12" of hanging depth.

Coat rod shelves are non-handed and non-sided and may be accessed from either side of the cabinet.

Worksurface Shelves

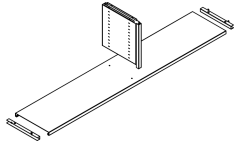
single and double sided

description	w	d	h	pattern no.	L1	L2	V1	V2	V3
Worksurface shelf, single sided for use where back side of worksurface shelf is covered by a back 	18"	14"	1 1/4"	BC1WSHK118(L/V)	\$268.	\$320.	\$570.	\$654.	\$879.
	24"	14"	1 1/4"	BC1WSHK124(L/V)	303.	380.	586.	678.	911.
	30"	14"	1 1/4"	BC1WSHK130(L/V)	332.	435.	602.	698.	940.
	36"	14"	1 1/4"	BC1WSHK136(L/V)	399.	552.	620.	716.	960.
	42"	14"	1 1/4"	BC1WSHK142(L/V)	408.	562.	637.	730.	983.
	48"	14"	1 1/4"	BC1WSHK148(L/V)	417.	573.	654.	751.	1,016.
	60"	14"	1 1/4"	BC1WSHK160(L/V)	460.	614.	695.	792.	1,056.
	72"	14"	1 1/4"	BC1WSHK172(L/V)	478.	637.	717.	811.	1,076.
Worksurface shelf, double sided for use when there is a pass-through located directly above the worksurface shelf. 	18"	15"	1 1/4"	BC1WSHK218(L/V)	275.	329.	562.	649.	873.
	24"	15"	1 1/4"	BC1WSHK224(L/V)	308.	386.	579.	662.	900.
	30"	15"	1 1/4"	BC1WSHK230(L/V)	336.	441.	594.	685.	919.
	36"	15"	1 1/4"	BC1WSHK236(L/V)	405.	557.	612.	700.	944.
	42"	15"	1 1/4"	BC1WSHK242(L/V)	412.	568.	627.	719.	971.
	48"	15"	1 1/4"	BC1WSHK248(L/V)	425.	580.	649.	742.	1,000.
	60"	15"	1 1/4"	BC1WSHK260(L/V)	465.	620.	686.	786.	1,041.
	72"	15"	1 1/4"	BC1WSHK272(L/V)	483.	645.	708.	805.	1,063.

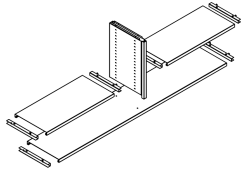
Order Code	Specification Information	Application Notes
Example: _____ _____ _____ _____	Worksurface shelves are available in laminate or veneer only and ship with a pair of black brackets for placement at either worksurface height or credenza height. L1 laminate colors include: 114-Folkstone Grey 117-Soft Grey 118-Bright White 119-Pumice L2 finishes include all other standard Knoll core laminate finishes.	Worksurface shelves are 1 1/4" thick to match thickness of standard Template or matching system worksurfaces. Worksurface shelf is required for attachment of perpendicular worksurface.
		Worksurface shelf must be utilized when supporting a perpendicular worksurface utilizing a credenza spacer.

Upper Shelf Kit, 15" h and 20" h, steel for 60" w and 72" w sections

description	w	d	h	pattern no.	P1	P2	P3
15" h upper shelf kit, one sided, split width	60"		15"	BC2USK15601(S/L/V)	\$751.	\$827.	\$863.
For use as open bookcase or with one or two half width sliding door or hinged door kits. Includes one steel shelf and one 15" h center located steel structural septum	72"		15"	BC2USK15721(S/L/V)	754.	828.	864.



20" h upper shelf kit, one sided, split width	60"		20"	BC2USK20601(S/L/V)	1,085.	1,194.	1,246.
For use as open bookcase or with one or two half width sliding door or hinged door kits. Includes one full width steel shelf, two half width steel shelves and one 20" h center located steel structural septum	72"		20"	BC2USK20721(S/L/V)	1,111.	1,225.	1,280.



Order Code

Specification Information

Application Notes

Example:

Upper shelf kit must be mated with upper back(s) of the same height and width.

Upper shelf kit is required on all 60" w or 72" w openings.





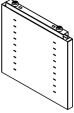
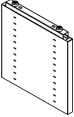
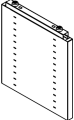
Note: 15" h and 20" h sliding door and hinged door kits in 30" and 36" widths being utilized in either one sided or two sided split width applications will still come with a matching width shelf that will not be needed but may still be utilized in another opening matching that width.

One Sided, Split Width - Includes a one sided structural septum and is designed to remain open or accept a half width (30" w for 60" kit or 36" w for 72" kit) sliding door or hinge door kit on one or both sides of the septum. Full width matching height back kit must be ordered separately.

Shelf Dividers

package of 1

4"h, 5"h, 6"h, 7"h, 12"h, 13"h and 14"h

description	w	d	h	pattern no.	P1	P2	P3
Shelf divider, 4"h single 	1"	13"	4 ³ / ₁₆ "	BC1SDIV4	\$202.	\$226.	\$235.
Shelf divider, 5"h single 	1"	13"	5 ¹ / ₄ "	BC1SDIV5	204.	227.	240.
Shelf divider, 6"h single 	1"	13"	6 ³ / ₁₆ "	BC1SDIV6	207.	228.	228.
Shelf divider, 7"h single 	1"	13"	7 ³ / ₈ "	BC1SDIV7	207.	228.	228.
Shelf divider, 12h single 	1"	13"	11 ¹⁵ / ₁₆ "	BC1SDIV12	214.	242.	252.
Shelf divider, 13h single 	1"	13"	12 ³ / ₈ "	BC1SDIV13	215.	243.	254.
Shelf divider, 14h single 	1"	13"	13 ¹¹ / ₁₆ "	BC1SDIV14	223.	247.	255.

Order Code

Example: _____

Specification Information

Shelf dividers work with painted or veneer shelves.
 Dividers are non-handed and include shelf slots on one side for additional shelf division.

Application Notes

Shelf divider is adjustable in the field for use with either steel or veneer shelf or top position above it.
 Slots on shelf divider may only be used to support a shelf on the divider and an adjacent end or mid panel.



A shelf may NOT be supported between two shelf dividers.

Shelf dividers are not designed to be placed directly above a worksurface shelf at worksurface height.

Rectangular Worksurfaces

18" d

Template

description	w	d	h	pattern no.	laminate	V1	V2	V3
Rectangular worksurface, 18" Template depth	36"	16"	1 1/4"	BW1R3618T(L/V)	\$351.	\$759.	\$873.	\$1,178.
	42"	16"	1 1/4"	BW1R4218T(L/V)	410.	795.	912.	1,234.
	48"	16"	1 1/4"	BW1R4818T(L/V)	457.	826.	945.	1,280.
	54"	16"	1 1/4"	BW1R5418T(L/V)	483.	855.	983.	1,328.
	60"	16"	1 1/4"	BW1R6018T(L/V)	530.	925.	1,065.	1,442.
	66"	16"	1 1/4"	BW1R6618T(L/V)	570.	957.	1,100.	1,487.
	72"	16"	1 1/4"	BW1R7218T(L/V)	599.	1,004.	1,158.	1,562.
	78"	16"	1 1/4"	BW1R7818T(L/V)	647.	1,020.	1,167.	1,576.
	84"	16"	1 1/4"	BW1R8418T(L/V)	679.	1,090.	1,248.	1,687.
Rectangular worksurface, 18" Pedestal depth	36"	17 1/2"	1 1/4"	BW1R3618P(L/V)	351.	759.	873.	1,178.
	42"	17 1/2"	1 1/4"	BW1R4218P(L/V)	410.	795.	912.	1,234.
	48"	17 1/2"	1 1/4"	BW1R4818P(L/V)	457.	826.	945.	1,280.
	54"	17 1/2"	1 1/4"	BW1R5418P(L/V)	483.	855.	983.	1,328.
	60"	17 1/2"	1 1/4"	BW1R6018P(L/V)	530.	925.	1,065.	1,442.
	66"	17 1/2"	1 1/4"	BW1R6618P(L/V)	570.	957.	1,100.	1,487.
	72"	17 1/2"	1 1/4"	BW1R7218P(L/V)	599.	1,004.	1,158.	1,562.
	78"	17 1/2"	1 1/4"	BW1R7818P(L/V)	647.	1,020.	1,167.	1,576.
	84"	17 1/2"	1 1/4"	BW1R8418P(L/V)	679.	1,090.	1,248.	1,687.

Order Code

Example: _____

Application Notes

Template depth worksurfaces are designed to mount perpendicular to worksurface shelves whose width matches that of the worksurface's depth.

Pedestal depth worksurfaces matches standard system worksurface depths (actual minus 1/2") and may mount to worksurface shelves whose width is a least 6" wider than the depth of the perpendicular worksurface.



Worksurface mounts to a perpendicular worksurface shelf with a flat bracket (ordered separately).

Worksurface will only mount to a perpendicular worksurface shelf.

Rectangular Worksurfaces

24" d

Template

description	w	d	h	pattern no.	laminate	V1	V2	V3
Rectangular worksurface, 24" d	36"	22"	1 1/4"	BW1R3624T(L/V)	\$407.	\$812.	\$937.	\$1,263.
Template depth	42"	22"	1 1/4"	BW1R4224T(L/V)	465.	836.	960.	1,298.
	48"	22"	1 1/4"	BW1R4824T(L/V)	520.	902.	1,036.	1,395.
	54"	22"	1 1/4"	BW1R5424T(L/V)	566.	957.	1,100.	1,487.
	60"	22"	1 1/4"	BW1R6024T(L/V)	612.	1,031.	1,183.	1,596.
	66"	22"	1 1/4"	BW1R6624T(L/V)	658.	1,059.	1,221.	1,641.
	72"	22"	1 1/4"	BW1R7224T(L/V)	686.	1,104.	1,272.	1,715.
	78"	22"	1 1/4"	BW1R7824T(L/V)	734.	1,158.	1,330.	1,793.
	84"	22"	1 1/4"	BW1R8424T(L/V)	781.	1,205.	1,384.	1,873.
Rectangular worksurface, 24" d	36"	23 1/2"	1 1/4"	BW1R3624P(L/V)	407.	812.	937.	1,263.
Pedestal depth	42"	23 1/2"	1 1/4"	BW1R4224P(L/V)	465.	836.	960.	1,298.
	48"	23 1/2"	1 1/4"	BW1R4824P(L/V)	520.	902.	1,036.	1,395.
	54"	23 1/2"	1 1/4"	BW1R5424P(L/V)	566.	957.	1,100.	1,487.
	60"	23 1/2"	1 1/4"	BW1R6024P(L/V)	612.	1,031.	1,183.	1,596.
	66"	23 1/2"	1 1/4"	BW1R6624P(L/V)	658.	1,059.	1,221.	1,641.
	72"	23 1/2"	1 1/4"	BW1R7224P(L/V)	686.	1,104.	1,272.	1,715.
	78"	23 1/2"	1 1/4"	BW1R7824P(L/V)	734.	1,158.	1,330.	1,793.
	84"	23 1/2"	1 1/4"	BW1R8424P(L/V)	781.	1,205.	1,384.	1,873.

Order Code

Example: _____

Application Notes

Template depth worksurfaces are designed to mount perpendicular to worksurface shelves whose width matches that of the worksurface's depth.

Pedestal depth worksurfaces matches standard system worksurface depths (actual minus 1/2") and may mount to worksurface shelves whose width is a least 6" wider than the depth of the perpendicular worksurface.





Worksurface mounts to a perpendicular worksurface shelf with a flat bracket (ordered separately).

Worksurface will only mount to a perpendicular worksurface shelf.

Rectangular Worksurfaces

30" d and 36" d

Template

description	w	d	h	pattern no.	laminate	V1	V2	V3
Rectangular worksurface, 30" d Template depth 	36"	28"	1 1/4"	BW1R3630T(L/V)	\$504.	\$910.	\$1,052.	\$1,413.
	42"	28"	1 1/4"	BW1R4230T(L/V)	552.	944.	1,090.	1,465.
	48"	28"	1 1/4"	BW1R4830T(L/V)	612.	1,007.	1,160.	1,569.
	54"	28"	1 1/4"	BW1R5430T(L/V)	692.	1,096.	1,259.	1,696.
	60"	28"	1 1/4"	BW1R6030T(L/V)	761.	1,133.	1,303.	1,756.
	66"	28"	1 1/4"	BW1R6630T(L/V)	845.	1,157.	1,329.	1,792.
	72"	28"	1 1/4"	BW1R7230T(L/V)	878.	1,185.	1,365.	1,843.
	78"	28"	1 1/4"	BW1R7830T(L/V)	940.	1,242.	1,430.	1,926.
	84"	28"	1 1/4"	BW1R8430T(L/V)	995.	1,289.	1,487.	2,006.
Rectangular worksurface, 30" d Pedestal depth 	36"	29 1/2"	1 1/4"	BW1R3630P(L/V)	504.	910.	1,052.	1,413.
	42"	29 1/2"	1 1/4"	BW1R4230P(L/V)	552.	944.	1,090.	1,465.
	48"	29 1/2"	1 1/4"	BW1R4830P(L/V)	612.	1,007.	1,160.	1,569.
	54"	29 1/2"	1 1/4"	BW1R5430P(L/V)	692.	1,096.	1,259.	1,696.
	60"	29 1/2"	1 1/4"	BW1R6030P(L/V)	761.	1,133.	1,303.	1,756.
	66"	29 1/2"	1 1/4"	BW1R6630P(L/V)	845.	1,157.	1,329.	1,792.
	72"	29 1/2"	1 1/4"	BW1R7230P(L/V)	878.	1,185.	1,365.	1,843.
	78"	29 1/2"	1 1/4"	BW1R7830P(L/V)	940.	1,242.	1,430.	1,926.
	84"	29 1/2"	1 1/4"	BW1R8430P(L/V)	995.	1,289.	1,487.	2,006.
Rectangular worksurface, 36" d Template depth 	60"	34"	1 1/4"	BW1R6036T(L/V)	977.	1,305.	1,503.	2,030.
	66"	34"	1 1/4"	BW1R6636T(L/V)	1,077.	1,349.	1,555.	2,096.
	72"	34"	1 1/4"	BW1R7236T(L/V)	1,187.	1,395.	1,608.	2,172.
Rectangular worksurface, 36" d Pedestal depth 	60"	35 1/2"	1 1/4"	BW1R6036P(L/V)	977.	1,305.	1,503.	2,030.
	66"	35 1/2"	1 1/4"	BW1R6636P(L/V)	1,077.	1,349.	1,555.	2,096.
	72"	35 1/2"	1 1/4"	BW1R7236P(L/V)	1,187.	1,395.	1,608.	2,172.

Order Code

Example:

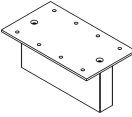

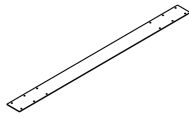
Application Notes

Template depth worksurfaces are designed to mount perpendicular to worksurface shelves whose width matches that of the worksurface's depth.

Pedestal depth worksurfaces matches standard system worksurface depths (actual minus 1/2") and may mount to worksurface shelves whose width is a least 6" wider than the depth of the perpendicular worksurface.

Worksurface mounts to a perpendicular worksurface shelf with a flat bracket (ordered separately).

Worksurface will only mount to a perpendicular worksurface shelf.

description	w	d	h	pattern no.	Black	P1	P2	P3
Credenza spacer 			4 3/4"	BW1CSB		\$254.	\$284.	\$294.
Flat bracket, single, black only 	18"			BW1FB18		63.		
	24"			BW1FB24		65.		
	30"			BW1FB30		69.		
Support leg, pedestal depth	17 1/2"	1 1/8"	27 3/16"	BW1SL18P		639.	703.	733.
	23 1/2"	1 1/8"	27 3/16"	BW1SL24P		655.	720.	757.
	29 1/2"	1 1/8"	27 3/16"	BW1SL30P		681.	747.	780.
	35 1/2"	1 1/8"	27 3/16"	BW1SL36P		699.	770.	798.
Support leg, Template depth	16"	1 1/8"	27 3/16"	BW1SL18T		639.	703.	733.
	22"	1 1/8"	27 3/16"	BW1SL24T		655.	720.	757.
	28"	1 1/8"	27 3/16"	BW1SL30T		681.	747.	780.
	34"	1 1/8"	27 3/16"	BW1SL36T		699.	770.	798.
Worksurface Reinforcement Strap 	31 1/2"			BW1WR54	117.	n/a	n/a	n/a
	37 1/2"			BW1WR60	118.	n/a	n/a	n/a
	43 1/2"			BW1WR66	127.	n/a	n/a	n/a
	48"			BW1WR72	129.	n/a	n/a	n/a
	54"			BW1WR78	134.	n/a	n/a	n/a
	60"			BW1WR84	137.	n/a	n/a	n/a

Order Code

Example:

Application Notes

Credenza spacer supports a worksurface mounted to a credenza height worksurface shelf or to the top of a credenza height unit.

Flat bracket supports worksurface to perpendicular worksurface shelf and must match the depth of the worksurface.

Worksurface reinforcement straps prevent bowing when no other support is utilized. Match unsupported width to width in pattern number to receive appropriate strap.

description	w	d	h	pattern no.	list	P1	P2	P3
Installation kit				BC1INSTALL	\$118.			
End panel to Div. Hor. panel tie bar				BC1TDBAR	42.			
End panel to Div. Hor. panel brackets				BC1EPDPB(L/R)	53.			
Dividends Horizon panel to Template worksurface bracket				BC1PWS(L/R)	53.			
Coat hook, package of 10, chrome only				BC1CH10	115.			
Pencil tray holder, single includes painted holder and black pencil tray	12"	4"	3/4"	BC1PTH1		129.	141.	147.
Fabric Insert Clip				BC1FINSCLIP	83.			
Double stick tape, 10 pieces				BC1FINTAPE	34.			

Order Code

Application Information

Example:

Installation kit contains the following:

- Printed instruction manual
- Drill templates
- Glide wrench

The end panel to Div. Hor. Tie bar allows on- or off-module attachments of a Div. Hor. panel of any width to a Template end panel that is the same height or taller than the Div. Hor. panel.

End panel to Dividends Horizon panel brackets include an upper and lower bracket that attaches a Template end panel to the right or left side of any standard Dividends Horizon panel 42”h or taller that is the same height or taller than the end panel.

Dividends Horizon panel to Template worksurface bracket stabilizes a panel to a Template worksurface or top to credenza or worksurface height.

Coat hook mounts to inside of end or mid panel.

Pencil tray holder attaches to the slotted side(s) of either an end or mid panel.

Pencil tray holder is painted steel and comes with black pencil tray.

Markerboard tray may be positioned at worksurface height only between a 28”h full back below it and a mid or upper back above it. Tray and backs must be the same width.

description	type	w	d	h	pattern no.	list	P1	P2	P3
Box drawer partition, package of 6, black only			12"	6"	BD1BPAR6	\$80.			
File drawer partition, package of 6, black only			12"	12"	BD1FPAR6	164.			
Counterbalance Kit		18"	15"		BD1CBK18	275.			
		24"	15"		BD1CBK24	327.			
		30"	15"		BD1CBK30	391.			
		36"	15"		BD1CBK36	451.			
		42"	15"		BD1CBK42	510.			
		48"	15"		BD1CBK48	568.			
Pencil tray, single	black	12"	4"	3/4"	BC1PT1N	63.			
	clear	12"	4"	3/4"	BC1PT1C	73.			
Pencil tray, package of 4	black	12"	4"	3/4"	BC1PT4N	117.			
	clear	12"	4"	3/4"	BC1PT4C	136.			
Pencil tray, package of 8	black	12"	4"	3/4"	BC1PT8N	272.			
	clear	12"	4"	3/4"	BC1PT8C	323.			

Order Code

Application Information

Example: _____

Pencil tray works side-to-side in either a box or file drawer or front-to-back in box or file drawers utilizing drawer partitions.

Counterbalance kit must be specified for single width units up to 48" w that utilize a drawer kit and are not already ganged to a wall or another unit.

description	w	d	h	pattern no.	list	P1	P2	P3
Shelf space filler, deep (package of 5) for use with painted back and no inside insert	15"	3/4"	1 1/16"	BC1SHFP15		\$263.	\$287.	\$303.
	18"	3/4"	1 1/16"	BC1SHFP18		267.	297.	308.
	23"	3/4"	1 1/16"	BC1SHFP23		268.	299.	313.
	24"	3/4"	1 1/16"	BC1SHFP24		268.	299.	313.
	29"	3/4"	1 1/16"	BC1SHFP29		278.	308.	320.
	30"	3/4"	1 1/16"	BC1SHFP30		278.	308.	320.
	36"	3/4"	1 1/16"	BC1SHFP36		320.	349.	370.
	42"	3/4"	1 1/16"	BC1SHFP42		329.	355.	377.
	48"	3/4"	1 1/16"	BC1SHFP48		332.	368.	385.
Shelf space filler, narrow (package of 5) for use with painted back and inside insert or fabric back with not inside insert	15"	5/16"	1 1/16"	BC1SHFF15		263.	288.	303.
	18"	5/16"	1 1/16"	BC1SHFF18		268.	302.	313.
	23"	5/16"	1 1/16"	BC1SHFF23		275.	307.	319.
	24"	5/16"	1 1/16"	BC1SHFF24		275.	307.	319.
	29"	5/16"	1 1/16"	BC1SHFF29		282.	314.	329.
	30"	3/4"	1 1/16"	BC1SHFF30		282.	314.	329.
	36"	3/4"	1 1/16"	BC1SHFF36		328.	354.	375.
	42"	3/4"	1 1/16"	BC1SHFF42		333.	368.	385.
	48"	3/4"	1 1/16"	BC1SHFF48		339.	377.	394.

Worksurface shelf grommet,
package of 10, field installed



BC1WSHKGROM10 104.

Order Code

Example:

Application Information


Shelf space filler (deep) fills the space at the back of a shelf when utilized with a painted back and no inside inserts.

Shelf space filler (narrow) fills the space at the back of a shelf when utilized with a painted back and inside insert or a fabric back with no inside insert.

Shelf space filler works with standard shelves or one sided worksurface shelves only.

Worksurface shelf grommet is field installed to provide additional wire management.

Grommet has a 2" diameter cover with 1 1/2" interior access.

description	type	w	d	h	pattern no.	list
	Use with 36" and wider overhead (48 LED's)	31"	2"	1/2"	BL4L31	\$1,306.
	Use with 48" and wider overhead (72 LED's)	44"	2"	1/2"	BL4L44	1,702.
	Use with 66" and wider overhead (96 LED's)	58"	2"	1/2"	BL4L58	2,136.
	Use with 24" and wider overhead (24 LED's)	17"	2"	1/2"	BL4L17	783.

Order Code

LED Task Light

Example: **BL4L17**

BL4 Task Light

L LED

17 Width

Application Information

LED Task Lights:

Includes LED's, power supply with 9-12' cord and mounting hardware. Housings are clear anodized aluminum with white color end-caps.

LED Task Lights:

Power cord is able to attach to either end of fixture.

Notes:

All task lights mount into the recess in the underside of overhead cabinets and shelves at least 6" wider than task light width.

All task lights are TCLP compliant and meet requirements of California Title 20 and Title 24.

Wall Mounting Suggestions

The following information is provided only as a guide, and represents minimum recommendations only. Knoll does not accept responsibility for the attachment of any Knoll product to a Customer's site wall. Wall specification/construction is the responsibility of the Customer and its structural engineer/architect. Failure to properly attach Knoll products to adequate wall structures can lead to property damage and/or personal injury.

You should consult your own structural engineers and/or architects and must not rely on the information provided herein.

It is the responsibility of the Customer and its structural engineers/architects to verify that the permanent structural walls (studs, blocks, solid masonry, etc.) on which the Knoll products are intended to be mounted are designed appropriately to support the product weight, PLUS 3 lbs. per linear inch for each useable shelf length

NOTE: A cabinet's top is considered a "useable shelf" and MUST be included in the calculation of the total load for an overhead cabinet.

It is the responsibility of the Customer and its structural engineer/architects to specify the fasteners and method for attaching the Knoll supplied wall mounting cleat, bracket, frame, etc. to the supporting wall and to confirm that the installers have adhered to these specifications. For all local building standards and codes, and additional requirements (including, but not limited to, seismic conditions) the Customer should always consult local code agencies.

	EXISTING CONSTRUCTION					
	NEW CONSTRUCTION	Cinder Block or Poured Concrete Masonry Wall	Wood Stud Wall, the studs being FULL HEIGHT to the roof/floor above	Wood Stud Wall, the studs being only Ceiling Height	Steel Stud Wall, the studs being FULL HEIGHT to the roof/floor above	Steel Stud Wall, the studs being only Ceiling Height
Stud Specification	Wood studs, grade #2 or better, 3 1/2" minimum width, OR Metal studs, minimum 25 gage thickness, 3 5/8" minimum width	The wall must be a minimum of 6" thick, and must be full height to the roof/ floor structure above	Wood studs must be Grade #2, or better, 3 1/2" minimum width	Wood studs must be Grade #2, or better, 3 1/2" minimum width	Metal studs must be minimum 25 gage thickness, 3 5/8" minimum width	Metal studs must be minimum 25 gage thickness, 3 5/8" minimum width
Stud Centers	Metal and wood studs must be spaced at 16" c/c maximum	N/A	Wood studs must be spaced at 16" c/c maximum	Wood studs must be spaced at 16" c/c maximum"	Metal studs must be spaced at 16" c/c maximum	Metal studs must be spaced at 16" c/c maximum
Stud Height	Metal and wood studs must extend upwards, and be securely attached to the roof/ floor structure above			Wood studs must be braced above the ceiling, and be securely attached to the roof/floor structure above Affix #2 grade 'cap' across the top of the studs, then place diagonal studs from the top cap up to underside of the roof/ floor structure above		Metal studs must be braced above the ceiling, and be securely attached to the roof/floor structure above Affix metal bracing 'cap' across the top of the studs, then place diagonal studs from the top cap up to underside of the roof / floor structure above
Mounting the Knoll Supplied Cleat, Bracket, Frame, etc*	Insert a 2" X 6" wood block, #2 grade or better, [or a Danback™ flexible wood backing system] horizontally between each of the studs to accommodate the full width of the cabinet, and beyond to the next stud. Fasten the wood block to each stud using three screws at the ends of each block. (Fasten the Danback™ as directed by the manufacturer) Fasten the Knoll supplied wall mounting cleat, bracket, frame, etc directly to each wood block every 6" For wall mounting structures that have a rectangular frame-like configuration: fasten the top horizontal element of the frame to the wood blocking every 6", and fasten the lower horizontal element to each wall stud, using one fastener per stud.	Fasten the Knoll supplied cabinet wall mounting cleat, bracket, frame, etc. directly to the masonry wall every 6" For wall mounting structures that have a rectangular frame-like configuration: fasten the top horizontal element of the frame to the wall every 6", and fasten the lower horizontal element to the wall every 16"	In the desired location of the cabinet mounting rail, remove an 8" high section of drywall the width of the cabinet, and beyond to the next stud. Insert a 2" X 6" wood block, #2 grade or better, horizontally between each of the exposed studs. Fasten the wood block to each stud using three screws at the ends of each block. Replace the drywall and repair as desired. Fasten the Knoll supplied wall mounting cleat, rail, frame, etc directly to the wood block every 6" For wall mounting structures that have a rectangular frame-like configuration: fasten the top horizontal element of the frame to the wood blocking every 6", and fasten the lower horizontal element to each wall stud, using one fastener per stud.	In the desired location of the cabinet mounting rail, remove an 8" high section of drywall the width of the cabinet, and beyond to the next stud. Insert a 2" X 6" wood block, #2 grade or better, horizontally between each of the exposed studs. Fasten the wood block to each stud using three screws at the ends of each block. Replace the drywall and repair as desired. Fasten the Knoll supplied wall mounting cleat, rail, frame, etc directly to the wood block every 6" For wall mounting structures that have a rectangular frame-like configuration: fasten the top horizontal element of the frame to the wood blocking every 6", and fasten the lower horizontal element to each wall stud, using one fastener per stud.	In the desired location of the cabinet mounting rail, remove an 8" high section of drywall the width of the cabinet, and beyond to the next stud. Insert a 2" X 6" wood block, #2 grade or better, [or a Danback™ flexible wood backing system] horizontally between each of the exposed studs. Fasten the wood block to each stud using three screws at the ends of each block. Replace the drywall and repair as desired. Fasten the Knoll supplied wall mounting cleat, rail, frame, etc directly to the wood block every 6" For wall mounting structures that have a rectangular frame-like configuration: fasten the top horizontal element of the frame to the wood blocking every 6", and fasten the lower horizontal element to each wall stud, using one fastener per stud.	In the desired location of the cabinet mounting rail, remove an 8" high section of drywall the width of the cabinet, and beyond to the next stud. Insert a 2" X 6" wood block, #2 grade or better, [or a Danback™ flexible wood backing system] horizontally between each of the exposed studs. Fasten the wood block to each stud using three screws at the ends of each block. Replace the drywall and repair as desired. Fasten the Knoll supplied wall mounting cleat, rail, frame, etc directly to the wood block every 6" For wall mounting structures that have a rectangular frame-like configuration: fasten the top horizontal element of the frame to the wood blocking every 6", and fasten the lower horizontal element to each wall stud, using one fastener per stud.
*Graham Wall Hung Shelf	The Graham Wall Hung Shelf Bracket (and others like it) requires full support behind the full height of the bracket This should be accomplished by insertion of additional 2"X 6" wood blocking between the studs as defined above	Fasten the Knoll supplied wall mounting brackets directly to the masonry wall, using the holes provided in each bracket	The Graham Wall Hung Shelf Bracket (and others like it) requires full support behind the full height of the bracket This should be accomplished by insertion of additional 2"X 6" wood blocking between the studs as defined above	The Graham Wall Hung Shelf Bracket (and others like it) requires full support behind the full height of the bracket This should be accomplished by insertion of additional 2"X 6" wood blocking between the studs as defined above	The Graham Wall Hung Shelf Bracket (and others like it) requires full support behind the full height of the bracket This should be accomplished by insertion of additional 2"X 6" wood blocking between the studs as defined above	The Graham Wall Hung Shelf Bracket (and others like it) requires full support behind the full height of the bracket This should be accomplished by insertion of additional 2"X 6" wood blocking between the studs as defined above
Fasten the Knoll supplied wall cleat with...	#10 x 2 1/2" Grabber Woodys Screws or equiv. @ 6" c/c, screwed directly into the wood blocking	3/16" x 3 1/2" Tapcon Masonry Screws or equiv. @ 6" c/c with 1-1/4" embedment, screwed directly into the masonry wall	#10 x 2 1/2" Grabber Woodys Screws or equiv. @ 6" c/c, screwed directly into the wood blocking	#10 x 2 1/2" Grabber Woodys Screws or equiv. @ 6" c/c, screwed directly into the wood blocking	#10 x 2 1/2" Grabber Woodys Screws or equiv. @ 6" c/c, screwed directly into the wood blocking	#10 x 2 1/2" Grabber Woodys Screws or equiv. @ 6" c/c, screwed directly into the wood blocking

<i>pattern no.</i>	<i>page</i>	<i>pattern no.</i>	<i>page</i>	<i>pattern no.</i>	<i>page</i>	<i>pattern no.</i>	<i>page</i>
BB1MBK711518WP	25	BB2FBK2236P	19	BB2FBK5715F	22	BC1EP25NN(L/V)	11
BB1MBK711524WP	25	BB2FBK2242F	21	BB2FBK5715P	20	BC1EP28NN(L/V)	11
BB1MBK711530WP	25	BB2FBK2242P	19	BB2FBK5718F	22	BC1EP42NN(L/V)	11
BB1MBK711536WP	25	BB2FBK2248F	21	BB2FBK5718P	20	BC1EP42NNS	10
BB1MBK711542WP	25	BB2FBK2248P	19	BB2FBK5724F	22	BC1EP50NN(L/V)	11
BB1MBK711548WP	25	BB2FBK2518F	21	BB2FBK5724P	20	BC1EP50NNS	10
BB1MBK711560WP	25	BB2FBK2518P	19	BB2FBK5730F	22	BC1EP57NN(L/V)	11
BB1MBK711572WP	25	BB2FBK2524F	21	BB2FBK5730P	20	BC1EP57NNS	10
BB1UBK1418P	23	BB2FBK2524P	19	BB2FBK5736F	22	BC1EP64NN(L/V)	11
BB1UBK1424P	23	BB2FBK2530F	21	BB2FBK5736P	20	BC1EP64NNS	10
BB1UBK1430P	23	BB2FBK2530P	19	BB2FBK5742F	22	BC1EP71NN(L/V)	11
BB1UBK1436P	23	BB2FBK2536F	21	BB2FBK5742P	20	BC1EP71NNS	10
BB1UBK1442P	23	BB2FBK2536P	19	BB2FBK5748F	22	BC1EP78NN(L/V)	11
BB1UBK1448P	23	BB2FBK2542F	21	BB2FBK5748P	20	BC1EP78NNS	10
BB1UBK1518P	23	BB2FBK2542P	19	BB2FBK6415F	22	BC1EPDPB(L/R)	51
BB1UBK1524P	23	BB2FBK2548F	21	BB2FBK6415P	20	BC1ETOP1515(S/L/V)	18
BB1UBK1530P	23	BB2FBK2548P	19	BB2FBK6418F	22	BC1ETOP1518(S/L/V)	18
BB1UBK1536P	23	BB2FBK2818F	21	BB2FBK6418P	20	BC1ETOP1524(S/L/V)	18
BB1UBK1542P	23	BB2FBK2818P	19	BB2FBK6424F	22	BC1ETOP1530(S/L/V)	18
BB1UBK1548P	23	BB2FBK2823F	21	BB2FBK6424P	20	BC1ETOP1536(S/L/V)	18
BB1UBK1560P	23	BB2FBK2823P	19	BB2FBK6430F	22	BC1ETOP1542(S/L/V)	18
BB1UBK1572P	23	BB2FBK2824F	21	BB2FBK6430P	20	BC1ETOP1548(S/L/V)	18
BB1UBK2018P	23	BB2FBK2824P	19	BB2FBK6436F	22	BC1ETOP1560P(S/L/V)	18
BB1UBK2024P	23	BB2FBK2829F	21	BB2FBK6436P	20	BC1ETOP1572P(S/L/V)	18
BB1UBK2030P	23	BB2FBK2829P	19	BB2FBK6442F	22	BC1ETOPW1518(L/V)	17
BB1UBK2036P	23	BB2FBK2830F	21	BB2FBK6442P	20	BC1ETOPW1524(L/V)	17
BB1UBK2042P	23	BB2FBK2830P	19	BB2FBK6448F	22	BC1ETOPW1530(L/V)	17
BB1UBK2048P	23	BB2FBK2836F	21	BB2FBK6448P	20	BC1ETOPW1536(L/V)	17
BB1UBK2060P	23	BB2FBK2836P	19	BB2FBK7115F	22	BC1ETOPW1542(L/V)	17
BB1UBK2072P	23	BB2FBK2842F	21	BB2FBK7115P	20	BC1ETOPW1548(L/V)	17
BB1UBK2218P	23	BB2FBK2842P	19	BB2FBK7118F	22	BC1FFINS2218	26
BB1UBK2224P	23	BB2FBK2848F	21	BB2FBK7118P	20	BC1FFINS2224	26
BB1UBK2230P	23	BB2FBK2848P	19	BB2FBK7124F	22	BC1FFINS2230	26
BB1UBK2236P	23	BB2FBK4215F	21	BB2FBK7124P	20	BC1FFINS2236	26
BB1UBK2242P	23	BB2FBK4215P	19	BB2FBK7130F	22	BC1FFINS2242	26
BB1UBK2248P	23	BB2FBK4218F	21	BB2FBK7130P	20	BC1FFINS2248	26
BB1UBK2918P	24	BB2FBK4218P	19	BB2FBK7136F	22	BC1FFINS2818	26
BB1UBK2924P	24	BB2FBK4224F	21	BB2FBK7136P	20	BC1FFINS2823	26
BB1UBK2930P	24	BB2FBK4224P	19	BB2FBK7142F	22	BC1FFINS2824	26
BB1UBK2936P	24	BB2FBK4230F	21	BB2FBK7142P	20	BC1FFINS2829	26
BB1UBK2942P	24	BB2FBK4230P	19	BB2FBK7148F	22	BC1FFINS2830	26
BB1UBK2948P	24	BB2FBK4236F	21	BB2FBK7148P	20	BC1FFINS2836	26
BB1UBK3618P	24	BB2FBK4236P	19	BB2FBK7818F	22	BC1FFINS2842	26
BB1UBK3624P	24	BB2FBK4242F	21	BB2FBK7818P	20	BC1FFINS2848	26
BB1UBK3630P	24	BB2FBK4242P	19	BB2FBK7824F	22	BC1FFINS4215	26
BB1UBK3636P	24	BB2FBK4248F	21	BB2FBK7824P	20	BC1FFINS4218	26
BB1UBK3642P	24	BB2FBK4248P	19	BB2FBK7830F	22	BC1FFINS4224	26
BB1UBK3648P	24	BB2FBK5015F	21	BB2FBK7830P	20	BC1FFINS4230	26
BB1UBK4318P	24	BB2FBK5015P	19	BB2FBK7836F	22	BC1FFINS4236	26
BB1UBK4324P	24	BB2FBK5018F	21	BB2FBK7836P	20	BC1FFINS4242	26
BB1UBK4330P	24	BB2FBK5018P	19	BB2FBK7842F	22	BC1FFINS4248	26
BB1UBK4336P	24	BB2FBK5024F	21	BB2FBK7842P	20	BC1FFINS5015	26
BB1UBK4342P	24	BB2FBK5024P	19	BB2FBK7848F	22	BC1FFINS5018	26
BB1UBK4348P	24	BB2FBK5030F	21	BB2FBK7848P	20	BC1FFINS5024	26
BB2FBK2218F	21	BB2FBK5030P	19	BC1CH10	51	BC1FFINS5030	26
BB2FBK2218P	19	BB2FBK5036F	21	BC1CSH24	43	BC1FFINS5036	26
BB2FBK2224F	21	BB2FBK5036P	19	BC1CSH30	43	BC1FFINS5042	26
BB2FBK2224P	19	BB2FBK5042F	21	BC1CSH36	43	BC1FFINS5048	26
BB2FBK2230F	21	BB2FBK5042P	19	BC1CSH42	43	BC1FFINS5715	27
BB2FBK2230P	19	BB2FBK5048F	21	BC1CSH48	43	BC1FFINS5718	27
BB2FBK2236F	21	BB2FBK5048P	19	BC1EP22NN(L/V)	11	BC1FFINS5724	27

<i>pattern no.</i>	<i>page</i>	<i>pattern no.</i>	<i>page</i>	<i>pattern no.</i>	<i>page</i>	<i>pattern no.</i>	<i>page</i>
BC1FFINS5730	27	BC1MFINS2342	32	BC1SH18(S/V)	42	BC1TOPW1529(L/V)	15
BC1FFINS5736	27	BC1MFINS2348	32	BC1SH23(S/V)	42	BC1TOPW1530(L/V)	15
BC1FFINS5742	27	BC1MFINS2360	32	BC1SH24(S/V)	42	BC1TOPW1535(L/V)	15
BC1FFINS5748	27	BC1MFINS2372	32	BC1SH29(S/V)	42	BC1TOPW1536(L/V)	15
BC1FFINS6415	27	BC1MFINS2818	32	BC1SH30(S/V)	42	BC1TOPW1541(L/V)	15
BC1FFINS6418	27	BC1MFINS2824	32	BC1SH36(S/V)	42	BC1TOPW1542(L/V)	15
BC1FFINS6424	27	BC1MFINS2830	32	BC1SH42(S/V)	42	BC1TOPW1547(L/V)	15
BC1FFINS6430	27	BC1MFINS2836	32	BC1SH48(S/V)	42	BC1TOPW1548(L/V)	15
BC1FFINS6436	27	BC1MFINS2842	32	BC1SH515(S/V)	42	BC1TOPW1553(L/V)	15
BC1FFINS6442	27	BC1MFINS2848	32	BC1SH518(S/V)	42	BC1TOPW1559(L/V)	15
BC1FFINS6448	27	BC1MFINS2860	32	BC1SH523(S/V)	42	BC1TOPW1565(L/V)	15
BC1FFINS7115	27	BC1MFINS2872	32	BC1SH524(S/V)	42	BC1TOPW1570(L/V)	15
BC1FFINS7118	27	BC1MFINS3018	33	BC1SH529(S/V)	42	BC1TOPW1571(L/V)	15
BC1FFINS7124	27	BC1MFINS3024	33	BC1SH530(S/V)	42	BC1TOPW1576(L/V)	15
BC1FFINS7130	27	BC1MFINS3030	33	BC1SH536(S/V)	42	BC1TOPW1577(L/V)	15
BC1FFINS7136	27	BC1MFINS3036	33	BC1SH542(S/V)	42	BC1TOPW1582(L/V)	15
BC1FFINS7142	27	BC1MFINS3042	33	BC1SH548(S/V)	42	BC1TOPW1583(L/V)	15
BC1FFINS7148	27	BC1MFINS3048	33	BC1SH560(S/V)	42	BC1TOPW1588(L/V)	15
BC1FFINS7818	27	BC1MFINS3060	33	BC1SH572(S/V)	42	BC1TOPW1589(L/V)	15
BC1FFINS7824	27	BC1MFINS3072	33	BC1SH60(S/V)	42	BC1TOPW1594(L/V)	15
BC1FFINS7830	27	BC1MP22N(L/V)	13	BC1SH72(S/V)	42	BC1TOPW1595(L/V)	15
BC1FFINS7836	27	BC1MP25N(L/V)	13	BC1SHFF15	53	BC1UFINS1418	28
BC1FFINS7842	27	BC1MP28N(L/V)	13	BC1SHFF18	53	BC1UFINS1424	28
BC1FFINS7848	27	BC1MP42N(L/V)	13	BC1SHFF23	53	BC1UFINS1430	28
BC1FINSCLIP	51	BC1MP42NS	12	BC1SHFF24	53	BC1UFINS1436	28
BC1FINTAPE	51	BC1MP50N(L/V)	13	BC1SHFF29	53	BC1UFINS1442	28
BC1INSTALL	51	BC1MP50NS	12	BC1SHFF30	53	BC1UFINS1448	28
BC1KP15	14	BC1MP57N(L/V)	13	BC1SHFF36	53	BC1UFINS1518	28
BC1KP156	14	BC1MP57NS	12	BC1SHFF42	53	BC1UFINS1524	28
BC1KP18	14	BC1MP64N(L/V)	13	BC1SHFF48	53	BC1UFINS1530	28
BC1KP186	14	BC1MP64NS	12	BC1SHFP15	53	BC1UFINS1536	28
BC1KP23	14	BC1MP71N(L/V)	13	BC1SHFP18	53	BC1UFINS1542	28
BC1KP236	14	BC1MP71NS	12	BC1SHFP23	53	BC1UFINS1548	28
BC1KP24	14	BC1MP78N(L/V)	13	BC1SHFP24	53	BC1UFINS1560	28
BC1KP246	14	BC1MP78NS	12	BC1SHFP29	53	BC1UFINS1572	28
BC1KP29	14	BC1MTOP1515(S/L/V)	18	BC1SHFP30	53	BC1UFINS2218	28
BC1KP296	14	BC1MTOP1518(S/L/V)	18	BC1SHFP36	53	BC1UFINS2224	28
BC1KP30	14	BC1MTOP1524(S/L/V)	18	BC1SHFP42	53	BC1UFINS2230	28
BC1KP306	14	BC1MTOP1530(S/L/V)	18	BC1SHFP48	53	BC1UFINS2236	28
BC1KP36	14	BC1MTOP1536(S/L/V)	18	BC1TDBAR	51	BC1UFINS2242	28
BC1KP366	14	BC1MTOP1542(S/L/V)	18	BC1TOP1524(S/L/V)	16	BC1UFINS2248	28
BC1KP42	14	BC1MTOP1548(S/L/V)	18	BC1TOP1529(L/V)	16	BC1UFINS2918	29
BC1KP426	14	BC1MTOP1560P(S/L/V)	18	BC1TOP1530(S/L/V)	16	BC1UFINS2924	29
BC1KP48	14	BC1MTOP1572P(S/L/V)	18	BC1TOP1535(L/V)	16	BC1UFINS2930	29
BC1KP486	14	BC1MTOPW1524(L/V)	17	BC1TOP1536(S/L/V)	16	BC1UFINS2936	29
BC1MFINS1418	30	BC1MTOPW1530(L/V)	17	BC1TOP1541(L/V)	16	BC1UFINS2942	29
BC1MFINS1424	30	BC1MTOPW1536(L/V)	17	BC1TOP1542(S/L/V)	16	BC1UFINS2948	29
BC1MFINS1430	30	BC1MTOPW1542(L/V)	17	BC1TOP1547(S/L/V)	16	BC1UFINS3618	29
BC1MFINS1436	30	BC1MTOPW1548(L/V)	17	BC1TOP1548(S/L/V)	16	BC1UFINS3624	29
BC1MFINS1442	30	BC1PT1C	52	BC1TOP1553(S/L/V)	16	BC1UFINS3630	29
BC1MFINS1448	30	BC1PT1N	52	BC1TOP1559(S/L/V)	16	BC1UFINS3636	29
BC1MFINS1460	30	BC1PT4C	52	BC1TOP1560P(S/L/V)	16	BC1UFINS3642	29
BC1MFINS1472	30	BC1PT4N	52	BC1TOP1565(S/L/V)	16	BC1UFINS3648	29
BC1MFINS2118	31	BC1PT8C	52	BC1TOP1570(S/L/V)	16	BC1WSHK118(L/V)	44
BC1MFINS2124	31	BC1PT8N	52	BC1TOP1571(S/L/V)	16	BC1WSHK124(L/V)	44
BC1MFINS2130	31	BC1PTH1	51	BC1TOP1572P(S/L/V)	16	BC1WSHK130(L/V)	44
BC1MFINS2136	31	BC1PWS(L/R)	51	BC1TOP1576(L/V)	16	BC1WSHK136(L/V)	44
BC1MFINS2142	31	BC1SDIV12	46	BC1TOP1577(S/L/V)	16	BC1WSHK142(L/V)	44
BC1MFINS2148	31	BC1SDIV13	46	BC1TOP1582(L/V)	16	BC1WSHK148(L/V)	44
BC1MFINS2160	31	BC1SDIV14	46	BC1TOP1583(S/L/V)	16	BC1WSHK160(L/V)	44
BC1MFINS2172	31	BC1SDIV4	46	BC1TOP1588(L/V)	16	BC1WSHK172(L/V)	44
BC1MFINS2318	32	BC1SDIV5	46	BC1TOP1589(L/V)	16	BC1WSHK218(L/V)	44
BC1MFINS2324	32	BC1SDIV6	46	BC1TOP1594(L/V)	16	BC1WSHK224(L/V)	44
BC1MFINS2330	32	BC1SDIV7	46	BC1TOP1595(L/V)	16	BC1WSHK230(L/V)	44
BC1MFINS2336	32	BC1SH15(S/V)	42	BC1TOPW1524(L/V)	15	BC1WSHK236(L/V)	44

<i>pattern no.</i>	<i>page</i>	<i>pattern no.</i>	<i>page</i>	<i>pattern no.</i>	<i>page</i>	<i>pattern no.</i>	<i>page</i>
BC1WSHK242(L/V)	44	BD1FHDK5724(L/R)N	40	BD2BBDK24N	34	BL4L31	54
BC1WSHK248(L/V)	44	BD1FHDK5730N	40	BD2BBDK24NL	35	BL4L44	54
BC1WSHK260(L/V)	44	BD1FHDK5736N	40	BD2BBDK30N	34	BL4L58	54
BC1WSHK272(L/V)	44	BD1FHDK5742N	40	BD2BBDK30NL	35	BW1CSB	50
BC1WSHKGROM10	53	BD1FHDK5748N	40	BD2BBDK36N	34	BW1FB18	50
BC2BASE15E	14	BD1FHDK6415(L/R)N	40	BD2BBDK36NL	35	BW1FB24	50
BC2BASE18E	14	BD1FHDK6418(L/R)N	40	BD2BBDK42N	34	BW1FB30	50
BC2BASE18N	14	BD1FHDK6424(L/R)N	40	BD2BBDK42NL	35	BW1R3618P(L/V)	47
BC2BASE23E	14	BD1FHDK6430N	40	BD2BBDK48N	34	BW1R3618T(L/V)	47
BC2BASE23N	14	BD1FHDK6436N	40	BD2BBDK48NL	35	BW1R3624P(L/V)	48
BC2BASE24E	14	BD1FHDK6442N	40	BD2BBFDK18N	34	BW1R3624T(L/V)	48
BC2BASE24N	14	BD1FHDK6448N	40	BD2BBFDK18NL	35	BW1R3630P(L/V)	49
BC2BASE29E	14	BD1FHDK7115(L/R)N	41	BD2BBFDK24N	34	BW1R3630T(L/V)	49
BC2BASE29N	14	BD1FHDK7118(L/R)N	41	BD2BBFDK24NL	35	BW1R4218P(L/V)	47
BC2BASE30E	14	BD1FHDK7124(L/R)N	41	BD2BBFDK30N	34	BW1R4218T(L/V)	47
BC2BASE30N	14	BD1FHDK7130N	41	BD2BBFDK30NL	35	BW1R4224P(L/V)	48
BC2BASE36E	14	BD1FHDK7136N	41	BD2BBFDK36N	34	BW1R4224T(L/V)	48
BC2BASE36N	14	BD1FHDK7142N	41	BD2BBFDK36NL	35	BW1R4230P(L/V)	49
BC2BASE42E	14	BD1FHDK7148N	41	BD2BBFDK42N	34	BW1R4230T(L/V)	49
BC2BASE42N	14	BD1FHDK7818(L/R)N	41	BD2BBFDK42NL	35	BW1R4818P(L/V)	47
BC2BASE48E	14	BD1FHDK7824(L/R)N	41	BD2BBFDK48N	34	BW1R4818T(L/V)	47
BC2BASE48N	14	BD1FHDK7830N	41	BD2BBFDK48NL	35	BW1R4824P(L/V)	48
BC2USK15601(S/L/V)	45	BD1FHDK7836N	41	BD2BFDK18N	34	BW1R4824T(L/V)	48
BC2USK15721(S/L/V)	45	BD1FHDK7842N	41	BD2BFDK18NL	35	BW1R4830P(L/V)	49
BC2USK20601(S/L/V)	45	BD1FHDK7848N	41	BD2BFDK24N	34	BW1R4830T(L/V)	49
BC2USK20721(S/L/V)	45	BD1FPAR6	52	BD2BFDK24NL	35	BW1R5418P(L/V)	47
BD1BPAR6	52	BD1FSDK1630N	36	BD2BFDK30N	34	BW1R5418T(L/V)	47
BD1CBK18	52	BD1FSDK1636N	36	BD2BFDK30NL	35	BW1R5424P(L/V)	48
BD1CBK24	52	BD1FSDK1642N	36	BD2BFDK36N	34	BW1R5424T(L/V)	48
BD1CBK30	52	BD1FSDK1648N	36	BD2BFDK36NL	35	BW1R5430P(L/V)	49
BD1CBK36	52	BD1FSDK2230N	36	BD2BFDK42N	34	BW1R5430T(L/V)	49
BD1CBK42	52	BD1FSDK2236N	36	BD2BFDK42NL	35	BW1R6018P(L/V)	47
BD1CBK48	52	BD1FSDK2242N	36	BD2BFDK48N	34	BW1R6018T(L/V)	47
BD1FHDK1524(L/R)N	39	BD1FSDK2248N	36	BD2BFDK48NL	35	BW1R6024P(L/V)	48
BD1FHDK1530N	39	BD1FSDK2530N	36	BD2FDK18N	34	BW1R6024T(L/V)	48
BD1FHDK1536N	39	BD1FSDK2536N	36	BD2FDK18NL	35	BW1R6030P(L/V)	49
BD1FHDK1542N	39	BD1FSDK2542N	36	BD2FDK24N	34	BW1R6030T(L/V)	49
BD1FHDK1548N	39	BD1FSDK2548N	36	BD2FDK24NL	35	BW1R6036P(L/V)	49
BD1FHDK2024(L/R)N	39	BD1FSDK2829N	36	BD2FDK30N	34	BW1R6036T(L/V)	49
BD1FHDK2030N	39	BD1FSDK2830N	36	BD2FDK30NL	35	BW1R6618P(L/V)	47
BD1FHDK2036N	39	BD1FSDK2836N	36	BD2FDK36N	34	BW1R6618T(L/V)	47
BD1FHDK2042N	39	BD1FSDK2842N	36	BD2FDK36NL	35	BW1R6624P(L/V)	48
BD1FHDK2048N	39	BD1FSDK2848N	36	BD2FDK42N	34	BW1R6624T(L/V)	48
BD1FHDK2818(L/R)N	39	BD1FSDK4230N	36	BD2FDK42NL	35	BW1R6630P(L/V)	49
BD1FHDK2824(L/R)N	39	BD1FSDK4236N	36	BD2FDK48N	34	BW1R6630T(L/V)	49
BD1FHDK2830N	39	BD1FSDK4242N	36	BD2FDK48NL	35	BW1R6636P(L/V)	49
BD1FHDK2836N	39	BD1FSDK4248N	36	BD2FDKB18NL	35	BW1R6636T(L/V)	49
BD1FHDK2842N	39	BD1FSDK5030N	37	BD2FDKB24NL	35	BW1R7218P(L/V)	47
BD1FHDK2848N	39	BD1FSDK5036N	37	BD2FDKB30NL	35	BW1R7218T(L/V)	47
BD1FHDK4215(L/R)N	39	BD1FSDK5042N	37	BD2FDKB36NL	35	BW1R7224P(L/V)	48
BD1FHDK4218(L/R)N	39	BD1FSDK5048N	37	BD2FDKB42NL	35	BW1R7224T(L/V)	48
BD1FHDK4224(L/R)N	39	BD1TSDK1530N	38	BD2FDKB48NL	35	BW1R7230P(L/V)	49
BD1FHDK4230N	39	BD1TSDK1536N	38	BD2FFDK18N	34	BW1R7230T(L/V)	49
BD1FHDK4236N	39	BD1TSDK1542N	38	BD2FFDK18NL	35	BW1R7236P(L/V)	49
BD1FHDK4242N	39	BD1TSDK1548N	38	BD2FFDK24N	34	BW1R7236T(L/V)	49
BD1FHDK4248N	39	BD1TSDK1560N	38	BD2FFDK24NL	35	BW1R7818P(L/V)	47
BD1FHDK5015(L/R)N	40	BD1TSDK1572N	38	BD2FFDK30N	34	BW1R7818T(L/V)	47
BD1FHDK5018(L/R)N	40	BD1TSDK2030N	38	BD2FFDK30NL	35	BW1R7824P(L/V)	48
BD1FHDK5024(L/R)N	40	BD1TSDK2036N	38	BD2FFDK36N	34	BW1R7824T(L/V)	48
BD1FHDK5030N	40	BD1TSDK2042N	38	BD2FFDK36NL	35	BW1R7830P(L/V)	49
BD1FHDK5036N	40	BD1TSDK2048N	38	BD2FFDK42N	34	BW1R7830T(L/V)	49
BD1FHDK5042N	40	BD1TSDK2060N	38	BD2FFDK42NL	35	BW1R8418P(L/V)	47
BD1FHDK5048N	40	BD1TSDK2072N	38	BD2FFDK48N	34	BW1R8418T(L/V)	47
BD1FHDK5715(L/R)N	40	BD2BBDK18N	34	BD2FFDK48NL	35	BW1R8424P(L/V)	48
BD1FHDK5718(L/R)N	40	BD2BBDK18NL	35	BL4L17	54	BW1R8424T(L/V)	48

<i>pattern no.</i>	<i>page</i>
BW1R8430P(L/V)	49
BW1R8430T(L/V)	49
BW1SL18P	50
BW1SL18T	50
BW1SL24P	50
BW1SL24T	50
BW1SL30P	50
BW1SL30T	50
BW1SL36P	50
BW1SL36T	50
BW1WR54	50
BW1WR60	50
BW1WR66	50
BW1WR72	50
BW1WR78	50
BW1WR84	50

Selling Policy

This Selling Policy supersedes all previous selling policies and is inclusive of Knoll, KnollStudio and Muuto. Prices, discounts and product offerings are subject to change without notice.

Terms & Conditions of Sales	Sales by Knoll, Inc. or Knoll North America Corp. ("Seller") of Knoll Product Lines (hereinafter "Products") within the United States and Canada are made only on the terms which are contained in this Selling Policy. Seller hereby gives notice of its objection to any different or additional terms and conditions. This sale is expressly conditional upon Purchaser's assent to the terms and conditions set forth below. Additional terms and conditions may apply to KnollStudio and KnollTextiles orders. These terms and conditions may be modified or supplemented only by a written document signed by an authorized representative of Seller. These terms and conditions supersede any prior and/or contemporaneous agreements or correspondence between Purchaser and Seller. Written quotations expire thirty (30) days from the date of issuance and can be withdrawn by written notice anytime during that period. Where Purchaser and Seller have entered into the Knoll Electronic Terms and Conditions, all orders, acknowledgements, invoices and other business communications placed or transmitted in accordance with the Knoll Electronic Terms and Conditions shall be deemed to be in writing and signed and shall be valid for all purposes as if they were originated and maintained in documentary form.
Ordering Information	All orders must be in writing. The product pattern number(s) contained on Seller's order acknowledgement shall be the final expression of the order.
Order Confirmation	A purchase order is not binding on Seller until Purchaser has received Seller's order confirmation or acknowledgment.
Pricing Policies	List prices are subject to change without notice. List prices shall be those prices in effect on the date of receipt of a complete purchase order unless shipment is requested more than ninety (90) days after order entry in which case prices in effect on the date of shipment apply. List prices include specified freight costs. Unless specified in writing by Seller, no other charges are included in Seller's list prices.
Taxes	All sales, use, excise and other taxes applicable to the sale of the Products shall be paid by Purchaser. If Purchaser claims an exemption from any tax, Purchaser shall submit to Seller the appropriate exemption certificates.
Terms of Payment	Payment for one hundred percent (100%) of the net order amount (including any applicable shipping and handling fee) is due within thirty (30) days of the date of invoice, which is generally issued upon shipment. In case of any discrepancies, such as shortages, and Seller is notified in writing within ten (10) days of receipt of Product, only that portion may be deducted and the balance paid. For orders greater than \$100,000 net, a fifty percent (50%) deposit is due at the time of order placement, with the remainder due within thirty (30) days of the date of invoice. KnollStudio orders less than \$2,000 require payment for one hundred percent (100%) of the net order amount (including any applicable sales tax and charges for inside delivery, special packaging, etc.), due at time of order placement. For KnollStudio orders greater than \$2,000, a one-half (50%) deposit is due at time of order placement with the remainder (including any applicable sales tax and charges for inside delivery, special packaging, etc.) due prior to shipment. If, in the judgment of Seller, Purchaser's financial condition does not justify the terms of the payment, Seller may require full or partial payment in advance. Past due accounts shall be charged one and one-half percent (1.5%) per month, or the highest rate permitted by law, whichever is less, and will be added to the outstanding balance. In the event Purchaser defaults on payment, Purchaser shall be liable for all collection costs, including reasonable attorney's fees and costs.
Changes and Cancellation	Standard purchase orders may not be changed or cancelled, in whole or in part, without prior written consent of Seller. Changes may effect delivery dates. Expenses incurred because of changes shall be charged to Purchaser. In the event of cancellations, Purchaser will be liable for reasonable cancellation charges established by Seller. Orders for special Product, orders including "COM" (hereinafter defined) material and orders pursuant to expedited delivery programs, may not be canceled. QuickShip orders may not be changed or canceled without Knoll's authorization. In the event of Muuto order changes, 25% payment of original net order amount is required for changes incurring the week the order was entered. 100% payment of original net order amount is required for changes incurring the week the order is scheduled to ship. If Muuto is ordered on QuickShip, the QuickShip policy supersedes.
Freight Prepaid	For standard orders, freight is prepaid and included in the price of all Knoll Office and KnollStudio Products, except KnollTextiles and Muuto, within the 48 contiguous United States for orders placed with Knoll, Inc. and within Canada, excluding the Yukon, Northwest Territories, Nunavut and Newfoundland for orders placed with Knoll North America Corp. Packing is tested for rigorous motion and transportation but is not guaranteed to protect furniture from all conditions. If special packaging is required for any reason, please consult with your sales representative or dealer. Seller shall select the method of shipment and routing. Freight for all KnollTextiles orders is prepaid and added to the invoice. Freight for all Muuto orders must be specified at time of order placement and added to the PO.
Delivery/Freight Charges	Shipments outside the contiguous 48 United States and Canada shall be shipped F.O.B. Origin. For shipments outside the contiguous United States and Canada, Purchaser is responsible for the cost of freight from point of embarkation, including any handling and transportation charges incidental to loading at the point of departure and unloading at the final destination. Conditions beyond the control of Seller, including weather, available facilities and traffic conditions, may affect exact time of delivery. Seller shall not be responsible for specific carrier delivery date or time unless it has made a specific delivery commitment, in writing. Nonstandard methods of shipment and/or additional services are available upon request. Orders for QuickShip product shipping direct parcel or White Glove are subject to additional shipping and handling charges and must be paid by Purchaser. Purchaser will be billed for the differential cost of any special services in excess of standard surface carrier freight costs. Premium charges, at Purchaser's request, will be added for airfreight, exclusive use of vehicle and extra, export or special packaging. Accessorial charges will be added for inside delivery, extra labor, reassignment and redelivery. Partial shipments may be made and invoiced by Seller.
Claims	All shipments for Knoll Products within the contiguous United States and Canada are F.O.B. Origin. All risk of loss passes to Purchaser at time of delivery to carrier. Purchaser shall inspect all Products upon receipt and notify Seller within ten (10) working days after receipt of any damage or defects which are, or should be, apparent from an inspection of the Product and its packaging. Failure of Purchaser to notify Seller during the ten (10) working day period shall constitute acceptance of the Products and waiver of any apparent defects, errors or shortages. For all claims relating to Product damaged in transit or for any other claims relating to or arising out of the transportation of the Product, Purchaser must seek recovery from the carrier and Seller has no liability to Purchaser for such claims. Seller may, upon request, assist Purchaser with filing of such claims with the carrier, but Seller will not be liable for any of these transportation related claims.

Selling Policy

Seller's Security Interest	Until Seller receives the full payment for the Product, Seller shall have a security interest in the Product. Purchaser agrees to perform all acts, including but not limited to the execution and filing of documentation, which may be necessary to perfect and assure the security interest of Seller.
Returns	The return of Products without a written authorization by Seller shall not be accepted. To receive authorization for Product return, please call Customer Service. All Products that are returned pursuant to a valid authorization shall be subject to a twenty-five percent (25%) of list restocking charge. Products not currently offered for sale by Seller (including COM) shall not be authorized for return. All returned Products must be unused, in original condition and in the original Seller packing cartons. No refund or credit shall be given for damaged Products.
Held Orders/Storage	If Purchaser requests that an order be held or delayed, prices and terms and conditions in effect at the time of shipment shall apply. If Purchaser requests a delay after the time when Seller can defer production, Purchaser will be invoiced for the Product, payable in accordance with standard terms, when the order is ready for shipment. Seller may transfer the Product to storage, in which case all expenses incurred in connection with storage, including demurrage, preparation for storage, storage charges and handling shall be payable by Purchaser upon submission of invoices by Seller. Risk of loss to the Product shall pass to the Purchaser upon delivery of the Product into storage.
Customer's Own Material	A Purchaser who requests a fabric or other surface material not standard to Seller's line of Products ("COM") must submit samples of the requested material to Seller prior to entry of a purchaser order. Seller shall determine if the material is suitable to its manufacturing processes and meets any requirements of Underwriters Laboratories. If the COM is acceptable, Seller will then establish a price for using the COM or the Product in question. For a description of the procedures for submitting samples and testing, contact customer resources or your sales representative. Seller shall have no responsibility for the appearance, condition, performance, durability, colorfastness or any other physical attribute of the COM. Purchaser shall indemnify and hold Seller harmless for any damages, injuries or losses arising out of or related to use of the COM on the Product.
Warranty	Seller warrants to the original Purchaser only that the Products Seller manufactures and sells to Purchaser are free of defects in workmanship and materials, during the applicable warranty period set forth below. Warranty period set forth below is for 24-hour, 7 days a week, multi shift use (includes parts and labor to repair). Should any failure to conform with this limited warranty appear to a Product listed below during the applicable warranty period from the date of shipment, Seller shall, upon prompt written notice, repair or replace, at its option and costs, the affected part or parts.

Product and Period of Warranty

Lifetime: *Antenna Workspaces, AutoStrada, Calibre, Crinion Open Table, Currents, Dividends Horizon, Morrison, Reff Profiles* laminate, *Rockwell Unscripted, Series 2 Storage, Template, Quoin* and other non-wood components (except cascade edge worksurfaces, operational parts, controls, electrical, Lighting, *Series 2 Veneer Front Storage, digital locks, upholstery, textiles and leathers, special or custom products, see below), Islands Collection* table structure, legs, and laminate worksurfaces; and *Wexby* mobile bin.

12 Years: *Chadwick, Generation by Knoll, k. task, Life, Newson Task, Moment, MultiGeneration by Knoll, Ollo, ReGeneration by Knoll, Remix, and Toboggan* seating (except seating upholstery, textiles, leathers and finishes, see below).

10 Years: *Anchor Storage* except digital locks, *Antenna Workspaces, AutoStrada, Crinion Open Table, Dividends Horizon, Dividends Horizon Satellite Surfaces, Reff Profiles, Rockwell Unscripted, Quoin* wood components, *Template* wood components, *Series 2 Veneer Front Storage, cascade edge worksurfaces, Wood Casegoods* (The Graham Collection) (except wood casegoods upholstered surfaces, see below), *Reuter* overheads, *Reuter* vertical storage, *KnollExtra Sapper Monitor Arm Collection, Sapper XYZ Monitor Arm Series, Adjustable keyboard mechanisms and platforms, Communication Boards* (except fabric board textiles, cork and FilzFelt, see below), *Smokador* collection (except leathers, see below), *Orchestra Universal Systems Accessories, k. lounge* structural components, *KnollStudio* Pixel and Propeller, *Antenna Telescope* bases, *Tone* bases, *k.screens*, and dealer-purchased non BIFMA-certified *Muuto* products.

5 Years: Operational parts, controls, electrical, Lighting (except light ballasts, bulbs and power supply, see below), special or custom product, wood veneer products and plywood, *Currents* handcrank, *KnollStudio* (excluding textiles, leather and outdoor finishes), *LSM, Pixel Lounge, Rockwell Unscripted* wire bases, *KnollExtra* CPU holders and all universal storage drawers, and *Power Collection, k.bench* (except changes in finish, see below) and *k.stand* bases (except changes in finish, see below), *Islands Collection* veneer worksurfaces, operational parts, wide grommet lid, castors, glides and electrical; and dealer-purchased non BIFMA-certified *Muuto* products.

3 Years: *Rockwell Unscripted* upholstery (except textiles and leather), *Office Seating* upholstery, textiles, leathers and finishes. Fabric boards textiles and *Smokador* Collection leathers, *KnollExtra* Pop Up Screens, *k.screen* (except cork and PET), and retailer-purchased *Muuto* products.

2 Years: *Anchor Storage* digital locks, *Quoin* digital locks, all other *KnollExtra* product.

1 Year: Light ballasts, bulbs and power supply, seating upholstered armpads and soft armpads, wood casegoods, upholstered surfaces, *KnollStudio*, textiles, leathers and outdoor product finishes, *Pixel Lounge* fabric, *k. lounge* upholstery and *k. lounge* fabric, *Rockwell Unscripted* fabric and accessories, *k.screen* cork and PET.

This warranty does not apply to:

- Damage caused by a carrier other than the Seller.
- Normal wear and tear or acts or omissions of parties other than Seller (including user modification, improper use or installation of Products).
- COM or other third party materials applied to Products.
- Products not installed by or under the auspices of a Knoll Dealer.
- Dramatic temperature variations or exposure to unusual conditions.
- Changes in surface finishes, including colorfastness due to aging or exposure to light.
- Except as specifically noted above, textiles and upholstery supplied by *KnollTextiles* and Spinneybeck FilzFelt (consult current price lists for applicable warranties).

Natural variations occurring in wood, marble, and leather shall not be considered defects, and the Seller does not guarantee the colorfastness or matching of the colors, grains or textures, or surface hardness of such materials. The Seller also does not guarantee the colorfastness of fiberglass panel surfaces.

THE EXPRESS WARRANTIES CONTAINED HEREIN ARE IN LIEU OF ALL OTHER WARRANTIES, EXPRESS OR IMPLIED, INCLUDING ANY WARRANTIES OF MERCHANTABILITY AND FITNESS FOR PARTICULAR PURPOSE AND ALL OTHER WARRANTIES ARISING FROM COURSE OF DEALING OR USAGE OF TRADE.

The remedies provided above are the Purchaser's sole remedies for any failure of Seller to comply with its obligations regarding the workmanship of its Products. Correction of any nonconformity in the manner and for the period of time provided shall constitute complete fulfillment of all liabilities of Seller, with

Selling Policy

Delay/Force Majeure respect to or arising out of the Product furnished hereunder.
Seller shall not be liable for failure to perform or for delay in performance due to fire, flood, strike or other labor difficulty, act of God, act of war or terrorism, act of any governmental authority or of the Purchaser, riot, embargo, fuel or energy shortage, wrecks or delay in transportation, inability to obtain necessary labor, materials or manufacturing facilities from usual sources or failure of suppliers to meet their contractual obligations, or due to any cause beyond its reasonable control. If any such event occurs, Seller may extend delivery dates by a period of time necessary to overcome the effect of such delay, allocate available Product or cancel any purchase order.

Compliance with Law PURCHASER IS SOLELY RESPONSIBLE FOR COMPLIANCE WITH ALL APPLICABLE FEDERAL, STATE AND LOCAL LAWS, ORDINANCES, REGULATIONS, RULES AND STANDARDS RELATING TO THE INSTALLATION, MAINTENANCE, USE AND OPERATION OF THE PRODUCTS.

Patents Subject to the following provisions, Seller shall, at its own expense, defend or, at its option, settle any claim, suit or proceeding brought against the Purchaser, and/or its vendees, mediate and immediate, so far as based on an allegation that any Product or any part thereof furnished hereunder constitutes a direct or a contributory infringement of any claim of any patent of the United States or Canada. This obligation shall be effective only if Purchaser shall have made all payments then due hereunder and if Seller is notified promptly in writing and given authority, information and assistance for the defense of said claim, suit or proceeding. Seller shall pay all damages and costs awarded in such suit or proceedings so defended.

The foregoing indemnity does not apply to the following:

- Products supplied according to a design other than that of Seller, and which is required by the Purchaser.
- Combination of the Product with another product not furnished hereunder unless Seller is a contributory infringer.
- Any settlements of a suit or proceeding made without Seller's written consent.

Limitations of Liability **SELLER, ITS CONTRACTORS, AUTHORIZED DEALERS AND SUBCONTRACTORS OR SUPPLIERS OF ANY TIER SHALL NOT BE LIABLE TO PURCHASER FOR ANY SPECIAL, INDIRECT, INCIDENTAL OR CONSEQUENTIAL DAMAGES ARISING FROM A BREACH OF THIS AGREEMENT.**

Purchaser's remedies set forth herein are exclusive and the liability of Seller with respect to the breach of this agreement or any contract entered into between the parties pursuant hereto shall not exceed the price of the Product or part on which such liability is based.

KnollKey Lock Program

KnollKey Lock Program General Information

Following is the KnollKey lock policy, applicable to all products.

Knoll furniture can be ordered keyed-alike or random keyed. Key-alike and random keying instructions cannot be mixed on any single order. Only one of the two instructions can be used on an individual order. When an order is submitted with mixed (key-alike and random) instructions, Knoll will release the order as key-alike only and lock cores will have to be specified separately.

Key-alike

For the convenience of the user, furniture may be keyed alike at no charge. Write "Key-alike" in the description of your purchase order for any pedestal, overhead, file or other item you wish to have keyed alike.

Using the key-alike instructions, order cores and keys as line items on your purchase order. Do NOT submit a key-alike form. The Knoll East Greenville Lock Center will select key numbers from the standard range of K 001 - K 250. Key numbers will not be repeated unless over 250 sets are ordered. Lock cores keyed-alike will ship separately from the product, ready for field installation.

There is no charge for key-alike orders if placed with the furniture order.

IF THE KEY-ALIKE ORDER IS NOT PLACED AT LEAST TWO WEEKS PRIOR TO THE FURNITURE SHIP DATE, A \$50 HANDLING CHARGE AND AIR FREIGHT CHARGES WILL APPLY.

If product is ordered and shipped random-keyed, additional lock cores for key-alike are billable.

Random-Keying

To specify product keyed-random, write "key-random" in the product description. Random-keyed product is shipped with the lock core factory installed. A shrouded key is included. Random means no effort has been made to match key numbers, or to make them different.

Keys

A Knoll shrouded key is shipped with every lock core. 250 Key numbers are available. For numbers above 250, contact Custom Product Development. Additional keys and key blanks are available. See service parts for more information.

Master Keying

Knoll locks can be controlled by means of a master key. There is no additional per-lock charge for master keying. A letter of approval from the client must accompany orders for master keys.

Installing Lock Cores

Lock cores can be installed or removed in the field by using a change key. Cores must be in the unlocked position to be removed. See service parts for change key pattern number and pricing.

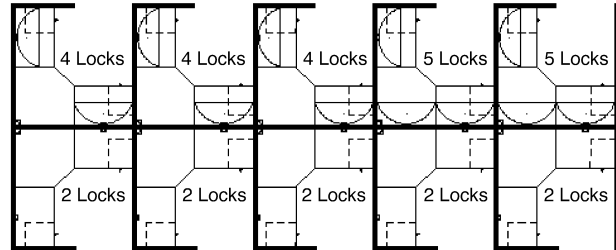
Lock Distribution

All orders for key-alike lock cores/keys are packaged and shipped from the East Greenville Lock Center, regardless of where the pedestals, overhead, or other units are produced. Random keyed product will have cores factory-installed.

How to Specify Key-Alike

Following is an example of how to specify key-alike for a cluster of 10 workstations.

Step 1 - Using the project floorplan, count the number of locks in each workstation.



Step 2 - Count the number of workstations with the same quantity of locks. Group together the workstations with a like number of locks.

5 workstations with 2 locks per station
3 workstations with 4 locks per station
2 workstations with 5 locks per station

Step 3 - For the first group (5 sets of 2 locks), enter the number of workstations in the quantity column.

Qty	Pattern #	Description	Unit List	Ext. List
5				

Step 4 - Then enter the pattern number "KSPEC_ _" and add a suffix for the number of locks for that group (i.e., for 2 locks per station, add the suffix "2"). Up to 30 lock cores are available in a set (i.e., KSPEC 30).

Qty	Pattern #	Description	Unit List	Ext. List
5	KSPEC 2	Set of 2 cores/keys	N / C	N / C

Step 5 - Repeat for other groups.

Qty	Pattern #	Description	Unit List	Ext. List
5	KSPEC 2	Set of 2 cores/keys	N / C	N / C
3	KSPEC 4	Set of 4 cores/keys	N / C	N / C
2	KSPEC 5	Set of 5 cores/keys	N / C	N / C

Your Key instructions are complete.

Knoll will select key numbers for each set from 250 available numbers. Additional key numbers are available through Custom Product Development. **For additions to existing installations, specify desired key numbers in the description.**

Service Parts

Pattern #	Description	List Price
KKEY_ _ _	Shrouded Key Specify key number desired	\$11
KBLANK	Shrouded Key Blank	\$11
KSPECB_ _ _	Retrofit Universal Core/Key Specify key number desired	\$23
KCHANGE	Change Key	\$11
HLKRKMASTER*	Master Key	\$14

*Note: A letter of approval on company letterhead from the client must accompany all orders for master keys.

General Ordering Information

The Products

This guide encompasses all standard products for this product group.

Sizes

Dimensions listed in this guide are indicated as:

H = height

W = width

D = depth

Dia. = diameter

Rad. = radius

Pricing

All prices shown are list.

How to Order

Select pattern numbers and quantities required for your complete installation. Product questions can be addressed in the specific sections of this guide or by contacting your sales representative or customer resource representative at 1-800-343-5665.

Next, select options (if required), along with colors and finishes appropriate to each product. Reference the Finishes and Fabrics pages for color designations.

On large installations, an item's "designated area" can be specified to assist in product organization and handling.

To expedite complete / correct entry of your order, be certain all pattern numbers, quantities, colors and area identifications are completely specified. Also, include complete purchase order numbers, bill-to and ship-to addresses, a contact name and specific factory shipping dates required.

Mail all orders to:

Knoll, Inc.

1235 Water Street

P.O. Box 157

East Greenville, PA 18041

Attention: Order Entry

Once your order is entered at Knoll, an acknowledgment will be mailed to you. You will be advised of your scheduled shipping date within five days of the original acknowledgment. If it is necessary to revise your order, please contact your customer resource representative.

Sustainability Statement

Sustainable design is a key component of Knoll's environmental focus. Our commitment to social responsibility and a healthy environment has prompted us to further articulate our longstanding environmental programs and, with encouragement and support from our colleagues in the industry, we have re-energized our focus on such "green" initiatives as life cycle analysis and LEED™ certification. Knoll is proud to have contributed to projects that have received LEED certification from the U.S. Green Building Council.

For the latest information on Knoll products that help our customers achieve LEED certification, log on to knoll.com, click on "About Knoll" and then "Environmental Focus."