


## No Adjustment Necessary

- 1 Tandem Back**  
Comprised of intelligent layers of contrasting materials to provide movement and active support.
- 2 Contoured Seat**  
Varying levels of thickness provide targeted cushioning for long-term comfort and waterfall edges for shifting postures.


# Remix®




## Intuitive Adjustments

- 3 Seat height**  
  
To lower seat, lift the right lever while seated in the chair. To raise seat, remove your weight from seat while lifting right lever. Release to lock.

- 4 Seat depth**  
  
Lift the left lever and slide to the desired position. Release to lock.

- 5 Three-point tilt lock**  
  
Turn left knob backward to lock upright or forward to allow for recline. To set recline lock position, lean back and turn knob backward at mid-way point or at full recline. This will lock chair in place at that position. To release, turn knob forward, recline slightly and sit back upright.

- 6 Tilt tension**  
  
Turn right knob forward to increase the tilt tension or backward to reduce tension.

## Performance Options

- 7 Arm options**  
**Height adjustable arms (shown left)**  
To adjust the height, push the button underneath the armpad. Slide the arm to the desired position and release the lever to lock.  
**High performance arms (shown below)**  
In addition to arm height adjustment, free float arm pads easily move in width, depth and pivot.

