



Quick Set Up Guide

Antenna Digital Control Switch— For Use with Tone and Antenna Telescope



The Antenna Digital Control Switch is designed for use with Tone Height-Adjustable Tables and Antenna Telescope. The switch features basic up and down buttons; programmable quick sit and quick stand buttons; and three additional programmable height settings.

This document will guide users through basic set up and programming the most commonly-used functions of this Switch. For more detailed instructions, or for the full Antenna Digital Control Switch User Guide, visit the Tone or Telescope product pages at www.knoll.com.

Program a Quick Sit Height

1. Move the table to seated height.
2. Press and hold  for 3 seconds.
3. Immediately press . Quick sit is programmed.

Program Quick Stand Height

1. Move the table to standing height.
2. Press and hold  for 3 seconds.
3. Immediately press . Quick stand is programmed.

Operating the Table

Tone and Antenna Telescope feature press-and-hold adjustments to prevent injury to users and damage to surrounding objects. To adjust the table up or down or to move to any of the preset heights, a user must press and hold the appropriate button.

