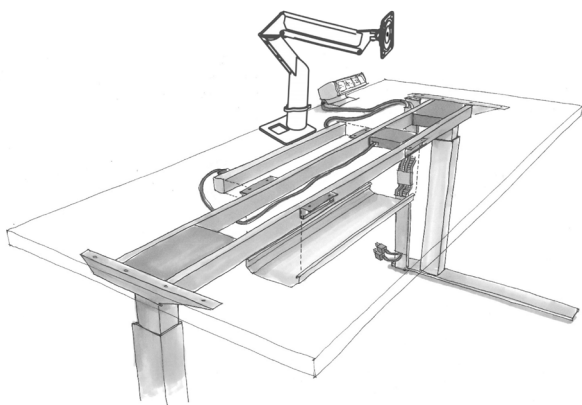


Tone Height-Adjustable Tables

Cable Management Overview and Best Practices



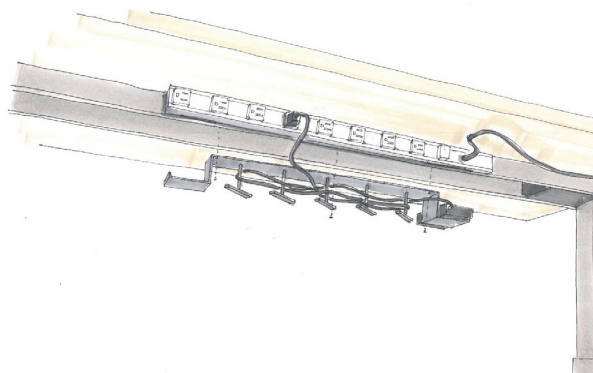
Managing Cables at the Worksurface

- + Monitor Arms
- + Desktop Outlets

Specifying Sapper *Monitor Arms with grommet mounts* allows cables to pass through the worksurface, eliminating the need to manage cables over the back edge.

Desktop Power Outlets keep frequently-used cables at the desktop, eliminating need to manage cables over the back edge.

BENEFITS: Limits the number of cables to manage over the back edge of the worksurface.



Managing Cables Under the Worksurface

- + Cleat Plate
- + Power Strip

The *Tone Cleat Plate* keeps cables neatly secured to the underside of the worksurface. It mounts between or behind the crossbars and includes a tray on either side to stow bundles of cables or small transformers.

A *Power Strip* mounted under the worksurface powers all components on the desktop. The *Tone Wire Cover* is a suspended metal cover painted to match the base that conceals cables managed between the crossbars.

BENEFITS: Powers and manages nearly all desktop components, limiting the number of cables that must be connected directly to building power.



Managing Cables to the Power Source

- + Z-Manager
- + Vertical Wire Manager

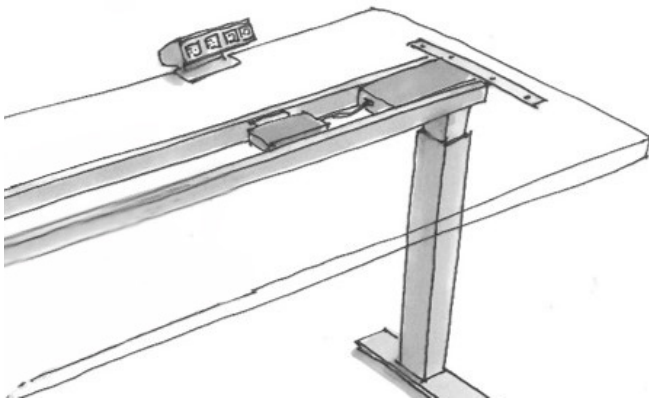
The *Z-Manager* guides the power strip cord and data cables from the worksurface down to the power source at the floor or along Fence.*

The *Vertical Wire Manager* adheres to the fixed portion of the Tone leg. It is designed to manage the table power cord.

BENEFITS: Manages critical cables down to the floor and uses intentional folds to prevent kinks in the cables. Slim profile keeps area under the worksurface clean.

* Assumes that CPU Holder is specified, that the CPU is plugged into the power strip, and that data cables are managed using the Cleat Plate and the routed down the Z-Manager.

Note: Because local building and electrical codes vary and may have special requirements, customers and installers should have the specifications reviewed and approved by building inspectors and a qualified electrical contractor.



Light Wire Management

1-5 Cables


TYPICAL APPLICATION: Tables in Activity Spaces, meeting tables, free-address, occasional use, home office

TYPICAL CLIENT: Higher Education, Small Business/Startups

SUPPORTS CORDS FROM: Laptop

RECOMMENDED PRODUCTS

- Desktop Power Outlet: Provides power at the worksurface, often for non-permanent items like laptops or mobile devices
- Vertical Wire Manager: Directs the table power cord down to the floor



Moderate Wire Management

5-10 Cables

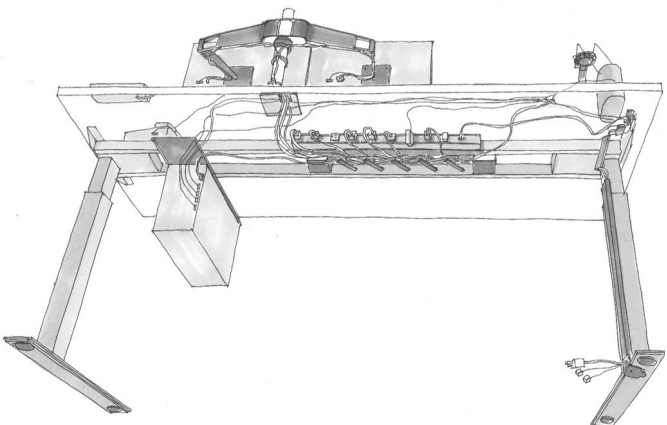
TYPICAL APPLICATION: Tables for primary workstations, daily use

TYPICAL CLIENT: Consumer Products, Advertising

SUPPORTS CORDS FROM: 1-2 monitors, CPU or laptop, desktop outlet module, under worksurface power strip, desktop light, phone cord and CAT/Ethernet cable

RECOMMENDED PRODUCTS

- Sapper Grommet Mount: Directs 2 monitor power cords and 2 video cables, phone cable and phone power cord
- Power Strip: For the 2 monitor power cords, Sparrow Light Cord, computer power cord
- Cleat Plate: Manages all excess or hanging cables
- Z-Manager: Manages the Tone power cord, the power strip power cord, desktop outlet cord, and CAT/Ethernet cable and the phone cable



Heavy Wire Management

10-15 Cables

TYPICAL APPLICATIONS: Tables for primary workstations, heavily wired

TYPICAL CLIENT: Government, Technology

SUPPORTS: 2+ monitors, CPU or laptop, desktop outlet module, under worksurface power strip, desktop light, phone cord, CAT/Ethernet cables, external hard drives, speakers

RECOMMENDED PRODUCTS

- Sapper Grommet and/or 1 or 2 Desktop Grommets: Directs 2 monitor power cords and 2 video cables, 1 phone cable and 1 phone power cord, 1 speaker power cord and 2 speaker connection cord, 1 external hard drive cord
- Power Strip: For the 2 monitor power cords, 1 phone power cord, 1 computer power cord, 1 speaker power cord
- Cleat Plate: Manages all excess or hanging cables
- Z-Manager: Manages the Tone power cord, the power strip power cord, desktop outlet cord, and CAT/Ethernet cable and the phone cable

Tricks of the Trade

- Raise the table to its highest position before managing the wires to ensure that there is enough slack.
- Use the under worksurface power strip to power as many items as possible. Electing not to do this may require the purchase of longer cords for devices with cords less than 7’.
- Manage major components only through the Z-Manager. Major components include:
 - Tone Power Cord
 - Power strip power cord
 - Desktop outlet cord
 - Phone cord
 - CAT/Ethernet cable
- Feed wires through all points of the Z-Manager one at a time and in the exact order they should carry through the Z.

Tips for Added Wire Concealment

- Add a worksurface grommet (in addition to or to replace the Sapper Grommet Mount)
- Specify Antenna Workspaces Fabric Desk Screen with Partial Modesty or Half Modesty (width undersized by 6-12”) to conceal wires managed over the back edge of the worksurface to the Cleat Plate and Power Strip.

Product Recommendations

Product	Benefits	Recommended	Alternative 1	Alternative 2	Additional
Monitor Arm with Grommet Mount	Precisely adjust monitor for both standing and seated eye height. Grommet mount drops cables through work-surface	Sapper XYZ Monitor Arm XYZ MA S GRMT K \$503 List			
Desktop Power Outlet	Offers access to power at the desktop for frequently-used items. Eliminates need to manage chargers and device cords over the work-surface edge	Antenna Desktop Outlet YR1DOC4U3C10N \$708 List Optional Outlet Shroud YR1DM4 \$236 List	<i>Reff Profiles Clamp-on Electrical Outlet</i> RDOCL210120() \$600	<i>Dividends Horizon Desktop Power + Data Module</i> DE4WSMED108 \$341 LIST	
Under Worksurface Power Strip	Powers all components on the desktop (monitors, laptop, phone, etc.) minimizing the number of cables that must be managed from the worksurface to the building power source	Tone Power Strip TBPS24 \$384 List			
Under Worksurface Wire Manager	Mounts between the cross-bars and keeps excess wires neatly secured to the under-side of the worksurface	Tone Cleat Plate TBCP \$122 List	<i>Dividends Horizon Worksurface Cable Management Basket</i> D1WB26 \$49 LIST	<i>Antenna Workspaces Upper Cable Basket</i> YR1CB6906B \$172 List	Zip ties or Velcro to bundle and secure wires.
Wire Cover	Mounts over the rails and conceals wires managed between the crossbars. Best used to cover wires managed by the Tone Cleat Plate	Hinged Wire Cover TBHCPC \$123 List Snap on Wire Cover TBSCPC \$92 List			Zip ties or Velcro to bundle and secure wires.
Vertical Wire Manager	Guides power strip and data cords from the worksurface to the power source at the floor or at outlet level on Fence without pinching or tangling cords	Z-Manager Standard Height TBZES \$189 List Z-Manager Extended Height TBZEX \$194 List	<i>Vertical Wire Manager Standard Height</i> TBWWMES \$31 List <i>Vertical Wire Manager Extended Height</i> TBWWMEX \$31 List		