

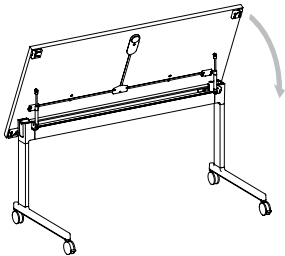
Flip Up Tables

Stand in front of user side with locking casters.

Lock casters.

Pull latch.

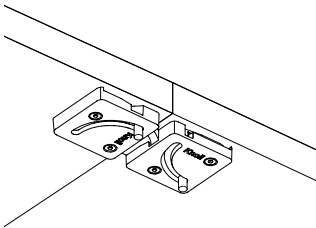
Lift table top to an upright position.



Flip Down Tables

Lock casters.

Push top down.

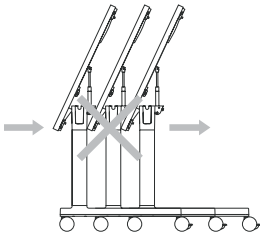


Ganging Tables

Align the tables on a level surface.

Move the red lever on the Pixel Connector™ along the track to engage the ganging mechanism.

Move the lever back along the track to disengage.



Moving and Nesting Tables

Unlock casters.

Move only one table at a time.

Do not try to push multiple tables at once when flipped and nested or ganged together.