



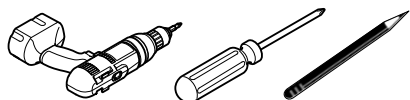
Knoll Systems  
Installation Instructions

## TABLE POWER CENTER OUTLET

210  
- Coded -  
Instruction Number: 6TP00530

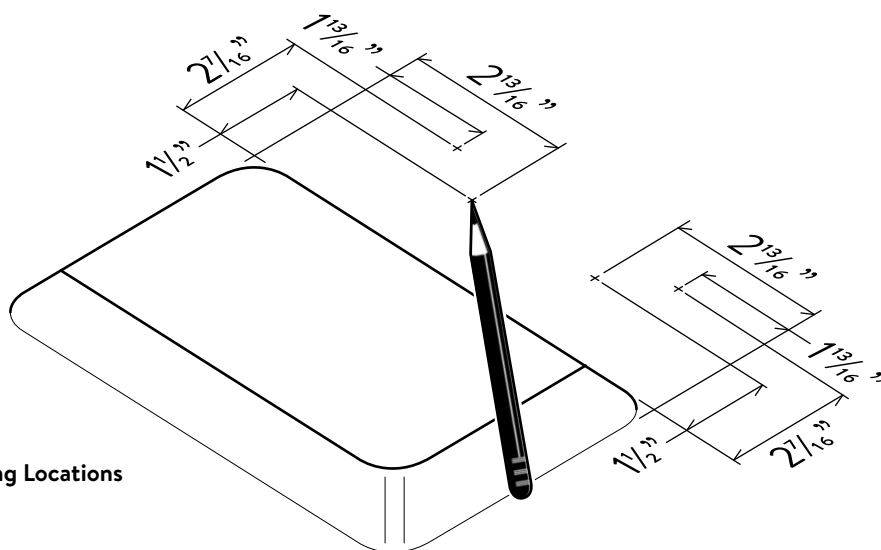
This device complies with part 15A of the FCC Rules. Operation is subject to the following two conditions: (1) This device may not cause harmful interference, and (2) this device must accept any interference received, including interference that may cause undesired operation.

Tools Required



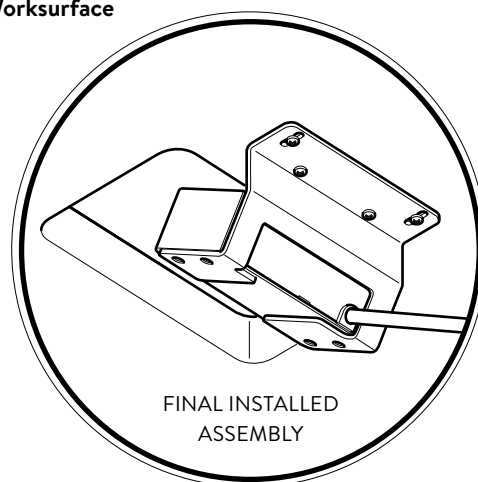
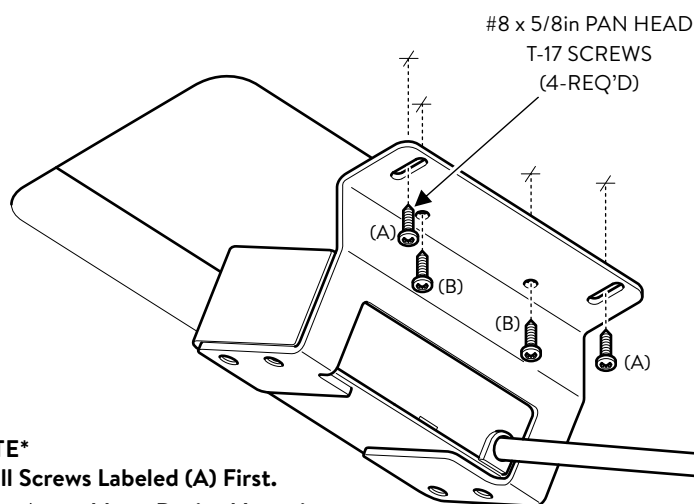
### 1 Table Power Center Outlet 210 Placement Dimensions

WORKSURFACE  
CUTOUT



**\*NOTE\***  
Use Pencil to Mark Mounting Locations

### 2 Install Table Power Center Outlet 210 Assembly to Bottom side of Worksurface



**\*NOTE\***  
Install Screws Labeled (A) First.  
Adjust Assembly to Desired Location.  
Install Screws Labeled (B) to Secure Assembly