



Series 2

Price List
July 2018

Knoll

Introduction	Knoll and Sustainable Design	2
Series 2 Storage Overview	Series 2 Pedestals	3
	Series 2 Credenzas	4
	Series 2 Overhead Storage	6
	Series 2 Storage Towers	10
Series 2 Storage Finish Selections	Series 2 Storage Finish Selections	11
	Legacy Finishes	13
	Series 2 Storage Finishes	14
Series 2 Dividends Front Storage	Pedestals Steel Front - Recessed Pull	15
	Pedestals Steel Front - Series 2 Pull	18
	Overhead Storage Steel Front with Dividends Mounting Brackets	21
	Storage Towers Steel Front - Recessed Pull	24
	Storage Towers Steel Front - Series 2 Pull	65
Series 2 Template Front Storage	Pedestals Laminate and Veneer Front - Template Pull	106
	Storage Towers Laminate and Veneer Front - Template Pull	109
	Pedestals Open and Steel Front - Template Pull	139
	Credenzas Open, Steel and Laminate Front - Template Pull	142
	Storage Towers Steel Front - Template Pull	149
Series 2 Morrison Front Storage	Pedestals Morrison Front	191
	Overhead Storage Steel Front with Morrison Mounting Brackets	194
	Bookshelves with Morrison Mounting Brackets	196
	Storage Towers Morrison Front	197
Accessories	Pedestals Accessories	231
	Overhead Storage Accessories	233
	Storage Tower Accessories	235
Universal Privacy Screen and Modesty Panel	Dividends Horizon	241
	Template	249
Wall Mounting of Knoll Products		257
Alpha-Numeric Index		259
Selling Policy		264
KnollKey Lock Program		266
General Ordering Information		267

Knoll and Sustainable Design

Each year Knoll sets key initiatives in our journey to sustainability. We are members of a global consortium on energy, have adopted a scientific, metrics-based approach to sustainable product design, and maintain a leadership position in establishing universal, verifiable, sustainability standards for our industry.

Knoll promotes independent third-party certification because it provides the most impartial and trustworthy foundation for industry-wide environmental compliance. Certification by established and respected third parties ensures that all manufacturers are held to the same high standards and that customers can trust a company's declaration about the environmental benefits of its products. Knoll third-party partners include: the International Standards Organization (ISO); Forest Stewardship Council (FSC®); Rainforest Alliance; GREENGUARD® Environmental Institute; and The Business and Institutional Furniture Manufacturer's Association (BIFMA) level® certification from Scientific Certification Systems (SCS).

In addition, Knoll is aligned with the U.S. Green Building Council and can help companies, healthcare organizations and educational institutions achieve Leadership in Energy and Environmental Design (LEED®) workplace certification.

Global Climate Change

- Knoll is a sponsor of the Clinton Global Initiative, which brings together a community of global leaders to devise and implement solutions to some of the world's most pressing challenges, including environmental change.
- Knoll has a comprehensive Energy Management Program to increase energy efficiency in products and processes.

Life Cycle Assessment (LCA) Tool

- Life Cycle Assessment is a science-based measurement of a product's environmental impacts throughout its life cycle, from raw materials sourcing through manufacture, shipping, use and re-use or end-of-life. LCA enables cradle-to-cradle implementation of sustainable practices.

Setting Industry Standards

- Knoll partners with MTS (The Institute for Market Transformation to Sustainability) to develop the SMaRT® Consensus Sustainable Products Standards, a set of consensus-based sustainable product standards based on the LEED® model, for all building products, fabric, apparel, flooring and carpet. MTS, the developer of SMaRT®, is an accredited American National Standards Institute (ANSI) standard developer.
- Knoll also partners with BIFMA (Business and Institutional Furniture Manufacturers Association) to promote level® sustainability standards for the contract furniture industry.
- Knoll has established FSC® (Forest Stewardship Council) certified wood as the standard for general office open plan office systems, casegoods and tables.
- Knoll has launched Full Circle, a resource recovery program developed with ANEW, to help customers extend the life cycle of surplus furniture, fixtures and equipment (FF&E) in an economically, socially and environmentally responsible manner.
- Our goal is to encourage all manufacturers in the contract furniture industry and related industries to adopt standards that will lead to sustainable products and practices.

For more information about Knoll and sustainable design, visit knoll.com/environment.

Series 2 Pedestals

Floorstanding, Doublewide, Mobile - Specifications

Series 2 Floorstanding Pedestals

Series 2 floorstanding pedestals are used to support worksurfaces in both panel wrapped and freestanding applications. No cantilevers or other supports are required at the end of the worksurface supported by a pedestal.

Two drawer configurations are available: box/box/file and file/ file. Pedestals are available with or without locks.

The Series 2, 24" deep pedestal come standard without a back. In panel applications or in freestanding desking applications where the desk is against the wall, a back is not necessary.

In desking applications where the back of the case is exposed, an optional back case is used to conceal the pedestals contents.

The 18" and 30" deep Series 2 pedestals include a back with each case.

Available Sizes (Nominal)

Depths: 18", 24" and 30"
Width: 15"
Height: 26⁷/₈"

Series 2 Doublewide Pedestals

The doublewide pedestal incorporates two 12" high drawers in a 30" or 36" width (18³/₄" depth) and is intended for below worksurface applications only. The doublewide's design allows for side-to-side letter or legal filing and front-to-back letter filing.

Doublewide pedestals cannot be used with 18" deep worksurfaces.

Available Sizes: (Nominal)

Depth: 18³/₄"
Width: 30" and 36"
Height: 26⁷/₈"

File drawer (doublewide pedestal)

- Internal height: 9³/₄"
- Internal width: 26³/₄" and 32³/₄"
- Internal depth: 15³/₄"

Construction

Pedestal specifications:

- Outer wrapper: 20-gauge steel
- Drawer front: 20-gauge steel (double wide front: 18-gauge)
- Pedestal back: 20-gauge
- ⁷/₈ extension ball bearing (full extension available as an option)
- Full extension ball bearing
- Leveling glides: ³/₈" diameter steel stem with 1¹/₂" of height adjustment (double wide ped: ⁵/₁₆" diameter steel stem with a 1⁹/₁₆" of height adjustment)

Locks

Series 2 pedestals can be ordered with or without locks. Note, Individual locking drawers are not available.

Locks are randomly keyed unless otherwise specified. Other keying options include keyed alike or keyed with lock cores K001-K250. All locks are factory-installed and have a black finish.

24" Deep Cases

Internal Drawer Dimensions

Box drawer

- Internal height: 4⁵/₁₆"
- Internal width: 12¹/₁₆"
- Internal depths: 18³/₈"

File drawer

- Internal height: 9¹/₄"
- Internal width: 12¹/₁₆"
- Internal depths: 18³/₈"

Pedestal Accessories

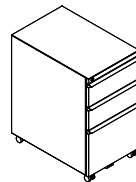
All Series 2 pedestal accessories including the hanging file channel must be specified separately. See page 231 for accessories.

Mobile Pedestals

Series 2 mobile pedestals provide moveable storage within a workstation and tuck beneath a worksurface when not in use. Available drawer configurations are box/file, box/box/file and file/file.

Note: Series 2 pedestals, should not be mixed with standard, Dividends, Morrison pedestals.

Mobile pedestals roll on four corner-mounted swivel casters and one bottom drawer-mounted caster for stability when the lower drawer is in the open position. The front corner casters are locking.



Mobile pedestals may be specified with an optional handle allowing easy mobility.

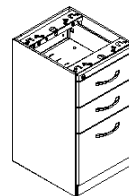
Keyed alike ordered separate, shipped separate.

All mobile steel pedestals include 13-gauge finished tops. A back is included with all Series 2 mobile pedestals.

Pedestals may be specified without the top for attachment of a pedestal cushion. Pedestal cushion may be ordered through the Currents or Calibre price lists.

Series 2 Pedestals with Veneer Drawer Fronts

Series 2 pedestals may be specified with veneer fronts on floorstanding, mobile and doublewide pedestals.



Series 2 Credenzas

Series 2 credenzas are nominally 22" high and are available in a variety of open and drawer configurations. Credenzas cases are preassembled; tops are installed on site. Credenzas with more than one unit (double units and box/file with open) contain two preassembled cases and one common top that are assembled on site.

Five configurations are available:

- Single Open
- Double Open
- Single Box/File
- Double Box/File
- Box/File with Open

Each Box/File unit contains one 6" high box drawer and one 12" high file drawer. File drawer allows for side-to-side letter or legal filing and front-to-back letter filing.

- Internal height: 9-3/4"
- Internal width: 26-3/4" and 32-3/4"
- Internal depth: 15-3/4"

Available Sizes (Nominal)

Depths: 18"

Width: 18", 24", 30", 36", 48", 54", 60", 66", 72"

Height: 22 1/2"

Construction

Credenza specifications:

- Outer wrapper: 20-gauge steel
- Drawer front: 20-gauge steel (double wide front: 18-gauge)
- Back: 20-gauge
- 7/8 extension ball bearing (full extension available as an option)
- Full extension ball bearing
- Leveling glides: 5/16" diameter steel stem with a 1 1/16" of height adjustment
- Extended Leveling glides: 5/16" diameter steel stem; provides 2 5/8" clearance when fully extended

Locks

Series 2 credenzas with drawers include locks as a standard.

Locks are randomly keyed unless otherwise specified. Other keying options include keyed alike or keyed with lock cores K001-K250. All locks are factory-installed and have a black finish.

Planning

When planning credenza overlapping a table foot, Extended Leveler kit may be specified separately. Confirm clearance and overall credenza height when planning with height adjustable tables.

When planning credenza with BW1CSB Template credenza spacer to support a Dividends Horizon worksurface, specify one credenza spacer per credenza. In this application, front leveling glides must be moved from the standard position to the secondary location within base.

When planning credenza in freestanding application, counterweight may be required. See Credenzas - Counterweight Specification section for requirements.

Counterweight Applications

Single Open and Double Open units do not require counterweight. In freestanding applications, Single Box/File, Double Box/File and select Box/File with Open units require counterweight.

If units are connected to a panel, supporting a work surface with a credenza spacer or ganged back-to-back with another unit, no counterweight is required.

Counterweights are specified separately and field-installed.

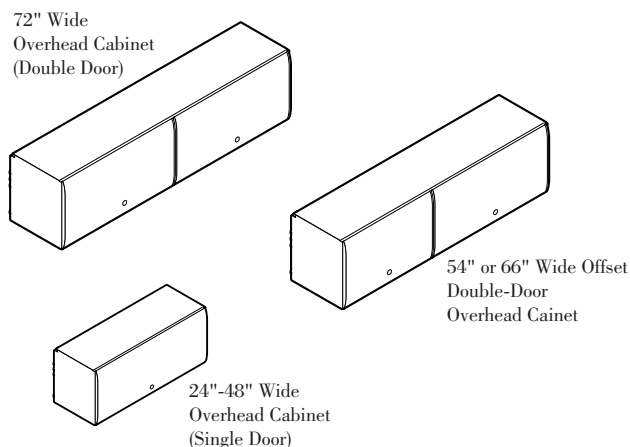
Reference the following list of pattern numbers and corresponding counterweight kits required for freestanding units:

Credenza	Counterweight Kit(s) Required
BS2C2230BL(L/S)	(1) BS2ACW3035
BS2C2236BL(L/S)	(1) BS2ACW3635
BS2C2248B30018L(L/S) . . .	(1) BS2ACW3020
BS2C2254B30024L(L/S) . . .	(1) BS2ACW3015
BS2C2254B36018L(L/S) . . .	(1) BS2ACW3620
BS2C2260B30B30L(L/S) . . .	(1) BS2ACW3035 + (1) BS2ACW3040
BS2C2260B30030L(L/S) . . .	no counterweight required
BS2C2260B36024L(L/S) . . .	(1) BS2ACW3620
BS2C2266B30036L(L/S) . . .	no counterweight required
BS2C2266B36B30L(L/S) . . .	(1) BS2ACW3040 + (1) BS2ACW3640
BS2C2266B36030L(L/S) . . .	no counterweight required
BS2C2272B36B36L(L/S) . . .	(2) BS2ACW3640
BS2C2272B36036L(L/S) . . .	no counterweight required

Series 2 Overhead Storage

Panel-Mounted Cabinets - Specifications

Series 2 Storage



....Series 2 Overhead Cabinet Front Profile

Overhead Cabinets

Cabinets mount to the integral vertical channels on the systems specific panels to provide overhead storage within workstations.

Overhead cabinets consist of a top, shelf, end panels, overhead door with or without lock and required assembly screws. 24" to 48" wide cabinets have single doors while cabinets 54", 60", 66" and 72" wide have double doors. 54" wide overhead cabinets will ship with one 24" and one 30" door. 66" wide overhead cabinets will ship with one 30" and one 36" door. 54" and 66" overhead doors may be removed and reversed.

Overheads must match the width of single or multiple panels and cannot be mounted off-module.

All cabinets are shipped knocked-down.

Available Sizes (Nominal)

- Height: Cabinet 15"
- Depth: 14 1/8"
- Widths: 24", 30", 36", 42", 48", 54", 60", 66" and 72"

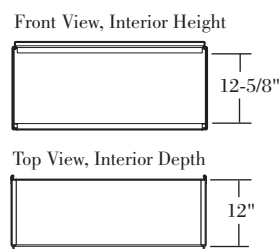
Cabinet and shelf specifications:

- Horizontal top and shelf: 18-gauge (24" to 48" wide), 16-gauge (60" to 72" wide) painted roll-formed steel
- Overhead door: 20-gauge painted roll-formed steel
- Overhead door end trim: Color injected, molded plastic
- End panels: 16-gauge painted steel with integral mounting hooks
- Overhead door suspension: Steel ball bearing

Interior Dimensions

The interior dimensions of overhead cabinets and shelves are:

- Depth: 12"
- Usable interior height: 12 3/8"
- Width: 1/8" shorter than the exterior width



Cabinet Door Clearance

Cabinet doors open over the tops of cabinets. Required clearance is 16 1/4" total height (height of cabinet plus top clearance required).

Touchdown Overhead Cabinets

Touchdown overhead cabinets are equipped with hydraulic assist cylinders that allow the overhead cabinet front to gently fall to a closed position.

Touchdown mechanisms may be retrofitted in the field to any Series 2 overhead cabinet excluding Veneer fronts.

Task Lights

All cabinets and shelves will accept task lights. For information, please see accessories section for task lights. Task lights must be ordered separately.

Locks

Locks are standard on overhead cabinets and keyed randomly unless otherwise specified. Other keying options include keyed alike or keyed with lock cores K001-K250. All locks are factory-installed and are black finish. Cabinets can also be specified without locks if required. When locks are not specified a plug is located in the lock position. Optional lock retrofit kits are available for field installation at a later date if required. See page 266 for additional keying information.

Panel Upmount Overhead Cabinets used on Dividends panels

Upmount cabinets mount to 50" high panels to provide overhead storage within workstations as an alternative to overheads panel-mounted on 64" high panels. Upmount cabinets have full finished backs and require upmount brackets for mounting.

When installed on 50" high Dividends panels, upmount cabinets match up to the overall 64" height of panel-mounted overhead cabinets and freestanding overdesks to provide a consistent height within the facility.

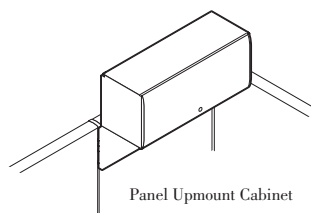
Overhead cabinets consist of a top, shelf, end panels, enclosed back, overhead door with or without lock and required assembly screws. 24" to 48" wide cabinets have single doors while cabinets 54", 60", 66" and 72" wide have double doors. 54" wide overhead cabinets will ship with one 24" and one 30" door. 66" wide overhead cabinets will ship with one 30" and one 36" door. 54" and 66" overhead doors may be removed and reversed.

Upmount cabinets are shipped knocked-down.

Upmount overheads must match the width of single or multiple panels and cannot be mounted off module.

Available Sizes (Nominal)

- Height: 15"
- Depth: 13 1/2"
- Widths: 24", 30", 36", 42", 48", 54", 60", 66" and 72"



Panel Upmount Cabinet

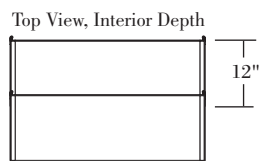
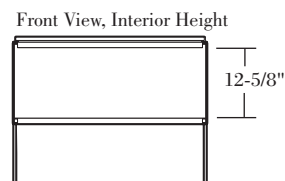
Series 2 Upmount cabinet specification:

- Horizontal top and shelf: 18-gauge (30" to 48" wide), 16-gauge (60" to 72" wide) painted roll-formed steel
- Overhead door: 20-gauge painted roll-formed steel
- Overhead door suspension: Steel ball-bearing
- Overhead door end trim: Color injected, molded plastic
- End panels: 16-gauge painted steel with integral mounting hooks
- Upmount brackets: 14-gauge steel

Interior Dimensions

Upmount cabinet interiors measure:

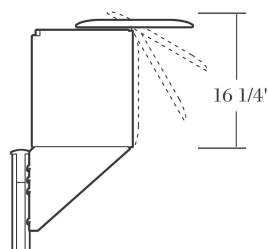
- Depth 12"
- Usable interior height: 12 5/8"
- Width: 1/8" shorter than the exterior width.



Cabinet Door Clearance

Cabinet doors open over the tops of cabinets. Required clearance is: 16 1/4" total height (height of cabinet plus top clearance required).

Side View, Door Clearance

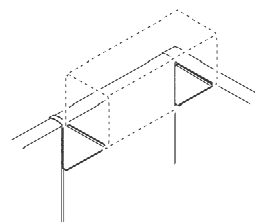


Available Sizes

- Height: 15"
- Depth: 13 1/2"
- Widths: 30", 36", 42", 48"

Upmount Brackets

Cabinet upmount brackets are required for upmount applications. Upmount brackets are ordered separately in pairs.



"Touchdown" Overhead Cabinets

Touchdown Overhead cabinets are equipped with hydraulic assist cylinders that allows the overhead cabinet front to gently fall to a closed position.

Retrofit mechanisms may be field added to any Series 2 overhead cabinet with the exception of Veneer front cabinets.

Locks

Locks are standard on overhead cabinets and keyed randomly unless otherwise specified. Other keying options include keyed alike or keyed with lock cores K001-K250. All locks are factory-installed and are black finish. Cabinets can also be specified without locks if required. When locks are not specified a plug is located in the lock position. Optional lock retrofit kits are available for field-installation at a later date if required. See page 266 for additional keying information.

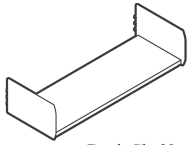
Task Lights

All upmount cabinets will accept task lights. For information, please see accessories section for task lights. Task lights must be ordered separately.

Series 2 Overhead Storage

Panel-Mounted Bookshelves - Specifications

Series 2 Storage



Book Shelf

Overhead Book Shelves

Book shelves mount to the integral vertical channels on panels to provide overhead storage within workstations.

Book shelves include a shelf, end panels, open back and required assembly screws.

Shelves must match the width of single or multiple panels and cannot be mounted off-module.

All book shelves are shipped knocked-down.

Available Sizes (Nominal)

- Height: shelf 8"
- Depth: 14 1/8"
- Widths: 24", 30", 36", 42", 48", 54" 60", 66" and 72"

Task Lights Bookshelves

All shelves will accept task lights. For information, please see accessories section. Task lights must be ordered separately.

Task Lights

Dividends Horizon offers T5 and LED task lights. T5 task lights are available in standard and advanced models. Task lights must be ordered separately from shelves, overhead cabinets, and overdesk units.

Task lights are TCLP compliant and meet requirements of California Title 20 and Title 24. T5 advanced task lights are fitted with ballasts and lamps compliant with LEED requirements. All task lights are approved for New York City installations.

T5 Task Lights

T5 task lights include T5 cool white (4100K) fluorescent lamp, electronic ballast, 9 foot grounded cordset, prismatic lens, rocker switch, one cord exit management clip and mounting hardware. T5 task light housings are painted black.

The T5 task light cordset is a center exit. On smaller units the cord exit is off-center, but still not handed, allowing the cordset to be positioned either to the right or left of the task light for easy access to the closest available duplex.

All T5 task lights include mounting hardware for attachment to overhead cabinets, shelves, up mounted cabinets and freestanding overdesks. Specify task lights one size or less than the overall cabinet or overdesk width. T5 task lights have adjustable mounting brackets that lock into integral channels in the underside of the cabinet's lower shelf. The spring steel adjustable mounting brackets flex to install without requiring tools and allow the light to be positioned at any position side-to-side and front-to-back.

City of Chicago T5 task lights have a 9 foot power cord with a resettable circuit breaker built into the plug.

LED Task Lights

LED task lights include LED's, a power supply with 9'-12' cord and mounting hardware. Housings are clear anodized aluminum with white color end-caps. Cord management clips must be ordered separately. The power supply cord attaches to either end of the fixture, allowing for easier access to the closest available duplex.

LED task lights mount into the recess in the underside of overhead cabinets and shelves at least 5" wider than the task light width..

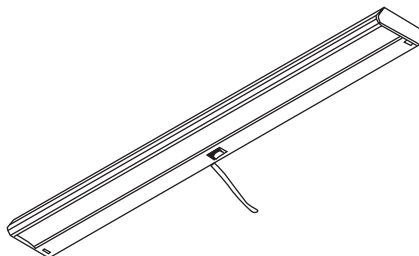
Cord Management Clips

Cord management clips attach to the integral slotted channels on panel frames to manage task light cordsets. Clips are 3/8" high black molded plastic construction.

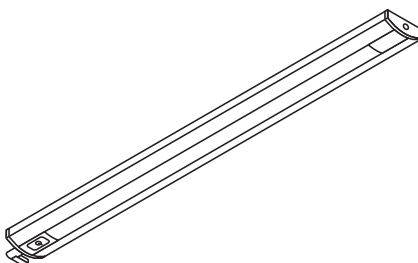
Task Light Specifications

Model Number	Fixture Length	Lamp Length	Lamp Part Number	Lamp Watts	Input Watts
T5 Standard Task Lights					
DL3T5E19S	19"	12"	FULHAM F8T5/CW	8	8
DL3T5E25S	25"	21.6"	FULHAM F14T5/41K	14	15
DL3T5E37S	37"	33.4"	FULHAM F21T5/41K	21	24
DL3T5E49S	49"	45.2"	FULHAM F28T5/41K	28	31
T5 Advanced Task Lights					
DL3T5E25A	25"	22.2"	PHILIPS F14T5/841/ALTO	14	18
DL3T5E37A	37"	33.98"	PHILIPS F21T5/841/ALTO	21	24
DL3T5E49A	49"	45.8"	PHILIPS F28T5/841/ALTO	28	31
LED Task Lights					
DL4L17	17"	16.4"	N/A	6.6	7.8
DL4L31	31"	30.1"	N/A	14.8	17.6
DL4L44	44"	43.7"	N/A	21.8	25.9
DL4L58	58"	57.4"	N/A	28.2	33.6

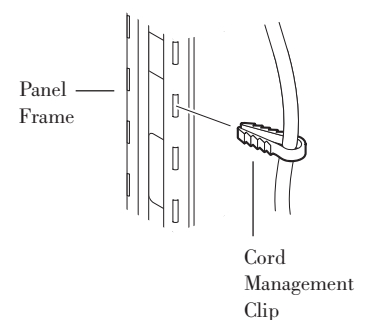
T5 Task Light

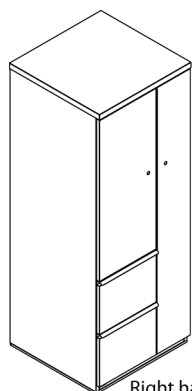


LED Task Light

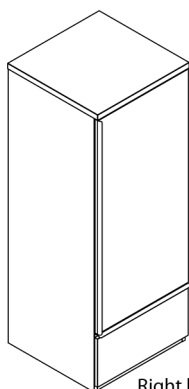


Cord Management Clip Attachment





Right hand shown



Right hand shown

Series 2 Storage Tower

Series 2 freestanding storage towers are stand-alone storage units that provide vertical storage.

Available Sizes (Nominal)

Depth: 24"

Width: 15", 24", 30"

Height: 42", 50", 57" and 64"

Constructions

Series 2 storage towers match the aesthetic of the Series 2 pedestal and double wide pedestal.

Storage Tower specifications:

- Outer wrapper: 20-gauge steel
- Door front: 20-gauge steel
- Drawer front: 20-gauge steel
- Storage tower cap: 20-gauge steel
- Tower base: 18-gauge steel
- Box drawer suspension: Full ball bearing slides
- Leveling glides: $\frac{3}{8}$ " diameter steel stem with 1" of height adjustment
- Vertical supports: 18-gauge steel

Locks

Storage towers can be ordered with or without lock. When specified without locks plugs, a lock plug is included.

Locks are keyed randomly unless otherwise specified. Other options include keyed alike or keyed with lock cores K001-K250. All locks are factory installed and have a black finish

- 15" w Side Access and Display towers include (1) lock.
- Single door towers, double door towers, 24" w and 30" w Side Access and Display towers include (2) locks. (Except full-height doors which include (1) lock)
- Front Access (only) towers with wardrobe include (3) locks. (Except full-height doors with wardrobe which include (2) locks)

See page 266 for additional keying information.

Storage Tower Accessories

Hanging file bars for front to back and side-to-side filing for the lateral file are included with the storage tower. Please see accessories section for optional drawer accessories.

Note: When a tower is specified with a wardrobe, the handedness of the case is determined by the location of the wardrobe.

For single door units without a wardrobe, the handedness of the case is determined by the hinge side of the door.

For side access bookcase and display towers without wardrobes, the handedness is determined by the orientation of the bookcase shelf opening.

Note: Worksurfaces may be connected to side access bookcase and display towers only. This may be accomplished by using the worksurface splice kit pattern DT3WSP. Remember to specify a finish color.

Shelves

All Series 2 towers with visible top fronts are shipped with (1) user adjustable shelf, with the exception of 64" tall Side Access Bookcase and Display towers which ship with (2).

For stability reasons, full height door towers ship with the following shelf configuration:

50"h & 57"h: 1 fixed shelf and 1 adjustable shelf

64"h: 1 fixed shelf and 2 adjustable shelves

Knoll Color Program**Core Paint Finishes**

Specify Core finishes for all new customers

P1 Paint Finishes

111	Jet Black (was 27 Matte Black)
112	Brown
113	Dark Grey (was Y3)
114	Folkstone Grey
115	Medium Grey
116	SandStone
117	Soft Grey (was E)
118	Bright White

P1 Textured Paint Finishes

111T	Textured Jet Black
112T	Textured Brown
113T	Textured Dark Grey
114T	Textured Folkstone Grey
115T	Textured Medium Grey
116T	Textured SandStone
117T	Textured Soft Grey
118T	Textured Bright White

P2 Paint Finishes

611	Beige Mist Metallic
612	Medium Metallic Grey (was J)

P2 Textured Paint Finishes

611T	Textured Beige Mist Metallic
612T	Textured Medium Metallic Grey

P3 Paint Finishes

613	Silver (was 3)
-----	----------------

Template Pull Finishes

111	Jet Black
112	Brown
113	Dark Grey
114	Folkstone Grey
115	Medium Grey
116	Sandstone
117	Soft Grey
118	Bright White
611	Beige Mist Metallic
612	Medium Metallic Grey
613	Silver
AA	Anodized Aluminum
AN	Anodized Nickel

Color

All inside and outside case surfaces are painted in the same specified paint color.

Interior components and accessories are painted black. *** Note**, Series 2 pedestal accessories including hanging file bars must be ordered separately.

Note: For laminate and veneer front storage, specifiers must select a paint finish for the case as well as choosing a laminate or veneer selection for the front.

Custom Color Policy

For all colors outside the standard palettes for Series 2 storage as defined within this price list, Knoll will custom match to your specification according to the following requirements.

The request for custom paint color must be accompanied by a purchase order and by a master color match applied to metal, having dimensions of at least 3" X 5".

Knoll will evaluate the sample to determine application feasibility. Upon approval for application, Knoll will forward two factory samples with an assigned Knoll color name and code for customer approval. One of the approved samples must be signed and returned to Knoll before an order may be placed.

Upon receiving customer approval, Knoll will enter the order.

Custom colors will be processed at a P2 list price for standard non-metallic finishes or at a P3 list price for metallic, clear and white finishes.

Extended lead-times may apply to custom paint match selections. Please consult your Customer Service Representative for current lead-time information.

For further assistance with ordering or specification of Series 2 storage products, consult your Knoll sales representative.

Laminate Finishes

Matching edge band unless noted otherwise

*denotes melamine finish

L1 - Solid Colors

114*	Folkstone Grey
117*	Soft Grey
118*	Bright White
119*	Pumice

L2 - Solid Colors

111	Jet Black
115	Medium Grey
128	Fog

L2 - Patterned

121	Micro Grey <i>114 edge band</i>
122	Brushed Sand <i>119 edge band</i>
123	Brushed Grey <i>128 edge band</i>
129	Micro Sand <i>119 edge band</i>

L2 - Wood Grain

124	Medium Cherry
125*	Natural Maple
126*	Natural Cherry
127*	Walnut
139	Light Ash
140*	Warm Ash
141	Whitened Ash
142*	Grey Ash
143*	Classic Oak
144	Graphite Pear
145	Zebra

Wood Finishes

New codes begin with a three digit numeric sequence, followed by a letter suffix. Each letter suffix (A-F) represents a different combination of pore fill options and gloss levels.

Code	V1 TECHWOOD	Code	V2 PREMIUM TECHWOOD
638	Blond Maple	647	White Pine
628	Dark Mahogany	640	Ebony
639	Light Cherry	642	Grigio
641	Black Oak		
506	Maple		V2 NATURAL VENEER
509	Cherry	020	Natural Oak
512	Medium Walnut	017	Light Walnut
513	Medium Teak	002	Bronze Cherry
514	Espresso	006	Maple
637	Natural	021	Peacock Green Walnut
644	Light Walnut	022	Old English Walnut
645	Dove Grey	037	Birch

	Gloss Level	Fill Level
A	Low Gloss	Closed Pore
B	Medium Gloss	Closed Pore
C	High Gloss	Closed Pore
D	Low Gloss	Open Pore
E	Medium Gloss	Open Pore
F	High Gloss	Open Pore

For more detailed information on Veneer finishes, please refer to the Wood Finish Matrix on the Knoll.com.

Legacy Paint Finishes

Specify Legacy Finishes to match existing product only. Legacy finishes are not available for new customers

P1 Paint Finishes

Y1 Pewter

P2 Paint Finishes

W Light Tan Metallic

H Beige Metallic

**Knoll Legacy Finish Selections
Series 2 Veneer Front Storage
Finish Colors**

P1 Paint Finishes

LD Charcoal Grey

LC Oyster Grey

LE Willow Grey

P2 Paint Finishes

2 Metallic Flint

U Light Metallic Grey

V Dark Metallic Grey

W Light Tan Metallic

H Beige Metallic

Knoll Legacy Finish Selections

**Series 2 Morrison Front Storage
Finish Colors**

P1 Paint Finishes

N2 Flint

NW Light Tan

NH Beige

P2 Paint Finishes

2 Metallic Flint

U Light Metallic Grey

W Light Metallic Tan

H Metallic Beige

V Dark Metallic Grey

P3 Paint Finishes

B White

Fabric Options

Grade 10

Annex (W1360)
Beacon (W14975)
Broadcloth II (W1619)
Circuit (W17545)
Element (W1077)
Growth Spurt (W692)
Messa (W2061)
Skylark (W17187)
Symbolic Details (W693)
Tailor Made II (1610)
Versatility (W432)

Grade 20

Bauhaus Block (W296)
Circle Line (W1146)
Criss Cross (W305)
Delite (K2026)
Edo (W2111)
Logic (W1318)
Mainframe (W17835)
Nomatic II (W16201)
Photon (W1293)
Reflect (W884)

Grade 30

Flow (W565)
Micro (W465)
Relay (W1020)

Grade 40

Amplify (W1215)
Bandwidth (W1219)
Hourglass (K1523)
Ornament (W1078)
Palladium (W1030)
Spellbound (W1464)

Grade 50

Presto (K1000)

COM (Customer's Own Material) COM can be applied to Dividends Horizon product on a select basis. Please consult your Knoll Customer Service Representative for details on the COM approval process and testing requirements.

Pricing for COM fabrics is at Grade 10.

Note: Always contact your Customer Service Representative prior to sending any COM (including pre-approved KnollTextiles) to the manufacturing facility

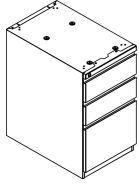
Pedestals Steel Front - Recessed Pull

Floorstanding Pedestals

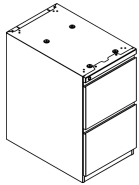
Series 2 Storage

Series 2 Dividends Front Storage

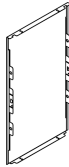
description	w	d	h	lock	pattern no.	P1	P2	P3
Floorstanding Pedestal with two box and one file drawer with lock	14 ⁷ / ₈ "	17 ¹ / ₄ "	26 ⁷ / ₈ "	Y	DS4PFL18A	\$702.	\$808.	\$842.
	14 ⁷ / ₈ "	23 ¹ / ₄ "	26 ⁷ / ₈ "	Y	DS4PFL24A	602.	694.	721.
	14 ⁷ / ₈ "	29 ¹ / ₄ "	26 ⁷ / ₈ "	Y	DS4PFL30A	810.	932.	976.



Floorstanding Pedestal with two file drawers with lock	14 ⁷ / ₈ "	17 ¹ / ₄ "	26 ⁷ / ₈ "	Y	DS4PFL18B	674.	778.	810.
	14 ⁷ / ₈ "	23 ¹ / ₄ "	26 ⁷ / ₈ "	Y	DS4PFL24B	570.	657.	684.
	14 ⁷ / ₈ "	29 ¹ / ₄ "	26 ⁷ / ₈ "	Y	DS4PFL30B	774.	888.	928.



Series 2 Floorstanding Pedestal Case Back	14 ⁷ / ₈ "	N/A	26 ⁷ / ₈ "	N/A	DS2XPB	108.	122.	125.
---	----------------------------------	-----	----------------------------------	-----	---------------	------	------	------



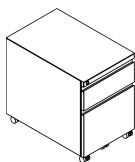
Order Code	Specification Information	Application Notes	Critical Dimensions
Example: DS4PFL24A-117			
DS4 Series 2 Steel Front, Recessed Pull	Deduct \$15 from the list price for non-locking units. Substitute the "L" with a "N" within the pattern number to designate a non-locking unit, <i>example</i> (DS2PFN18A).	Hanging rails and other accessories are not included and must be ordered separately. (<i>See pedestal accessories page (231), for pricing and ordering information</i>)	Dimensions under, w , d and h are actual to the nearest ¹ / ₁₆ "
PF Pedestal Floorstanding			24" Deep Floorstanding Pedestal Internal Drawer Dimensions
L Locking	Note: 24" deep floorstanding pedestals do not include a back panel. Back panels must be ordered separately. 18" and 30" floorstanding pedestals have backs standard.	Add a "Y" to the end of the pattern number to specify a front color that is different than the case color. P3 pricing automatically applies for all colors when utilizing this option.	<ul style="list-style-type: none"> Box drawer height: 4⁵/₁₆" Box drawer width: 12¹/₁₆" Box drawer depth: 18³/₈" File drawer height: 9¹/₄" File drawer width: 12¹/₁₆" File drawer depth: 18³/₈"
24 Depth			
A Box/Box/File			
117 Soft Grey paint finish	Add an "F" to the end of the pattern number to receive full extension slides on all box drawers. Upcharge is \$25 list per pedestal.		

Pedestals Steel Front - Recessed Pull

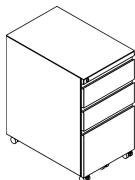
Mobile Pedestals

Series 2 Storage

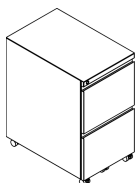
description	w	d	h	lock	pattern no.	P1	P2	P3
Mobile Pedestal with one box and one file drawer	14 ⁷ / ₈ "	16 ³ / ₄ "	20 ³ / ₈ "	Y	DS4PML18F	\$981.	\$1,131.	\$1,178.
	14 ⁷ / ₈ "	22 ³ / ₄ "	20 ³ / ₈ "	Y	DS4PML24F	738.	848.	883.



Mobile Pedestal with two box and one file drawer	14 ⁷ / ₈ "	16 ³ / ₄ "	26 ³ / ₈ "	Y	DS4PML18A	1,105.	1,267.	1,322.
	14 ⁷ / ₈ "	22 ³ / ₄ "	26 ³ / ₈ "	Y	DS4PML24A	822.	950.	990.



Mobile Pedestal with two file drawers	14 ⁷ / ₈ "	16 ³ / ₄ "	26 ³ / ₈ "	Y	DS4PML18B	1,068.	1,231.	1,284.
	14 ⁷ / ₈ "	22 ³ / ₄ "	26 ³ / ₈ "	Y	DS4PML24B	822.	950.	990.



Order Code	Specification Information	Application Notes	Critical Dimensions
Example: DS4PML24A-117	Add \$55 list for Mobile Handle.	Hanging rails and other accessories are not included and must be ordered separately. (See <i>pedestal accessories page (231)</i> , for pricing and ordering information)	Dimensions under, w , d and h are actual to the nearest 1/16"
DS4 Series 2 Steel Front, Recessed Pull	Add a "P" between the "L" lock code and the case size to designate the handle option, <i>example</i> (DS2PMLP24A)		24" Deep Floorstanding Pedestal Internal Drawer Dimensions
PM Pedestal Mobile			<ul style="list-style-type: none"> Box drawer height: 4⁵/₁₆" Box drawer width: 12¹/₁₆" Box drawer depth: 18³/₈" File drawer height: 9¹/₄" File drawer width: 12¹/₁₆" File drawer depth: 18³/₈"
L Locking	Deduct \$35 list for units without a top. Add an "O" in place of the "M" in the pattern number to designate the no-top option, <i>example</i> (DS2POL18A)	Add a "Y" to the end of the pattern number to specify a front color that is different than the case color. P3 pricing automatically applies for all colors when utilizing this option.	
24 Depth			
A Box/Box/File			
117 Soft Grey paint finish	Add an "F" to the end of the pattern number to receive full extension slides on all box drawers. Upcharge is \$25 list per pedestal.		

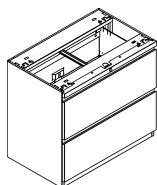
Pedestals Steel Front - Recessed Pull

Double Wide Pedestals

Series 2 Storage

Series 2 Dividends Front Storage

description	w	d	h	lock	pattern no.	P1	P2	P3
Doublewide Pedestal with two file drawers	30"	18 ³ / ₄ "	26 ⁷ / ₈ "	Y	DS4DW30L	\$1,064.	\$1,225.	\$1,277.
	36"	18 ³ / ₄ "	26 ⁷ / ₈ "	Y	DS4DW36L	1,124.	1,294.	1,350.



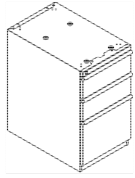
Order Code	Specification Information	Application Notes	Critical Dimensions
Example: DS4DW30L-117			
DS4 Series 2 Steel Front, Recessed Pull	Deduct \$20 from the list price for non-locking units. Substitute the "L" suffix with an "N" within the pattern number to designate a non-locking unit, <i>example</i> (DS2DW36L).	Doublewide pedestals are not intended for freestanding use and must be secured beneath a panel supported worksurface. (<i>See Calibre lateral files price list for two drawer files that can be used for freestanding applications</i>)	Dimensions under, w , d and h are actual to the nearest ¹ / ₁₆ ".
DW Doublewide Pedestal			Doublewide Pedestal Internal Drawer Dimensions
30 30" wide			<ul style="list-style-type: none"> Lateral drawer height: 9³/₄" Lateral drawer width: 26³/₄" and 32³/₂₄" Lateral drawer depth: 15³/₄"
L Locking	Doublewide pedestals include hanging file bars for letter and legal front-to-back and side-to-side filing.	Add a "Y" to the end of the pattern number to specify a front color that is different than the case color. P3 pricing automatically applies for all colors when utilizing this option.	
117 Soft Grey paint finish			

Pedestals Steel Front - Series 2 Pull

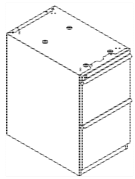
Floorstanding Pedestals

Series 2 Storage

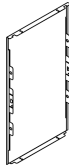
description	w	d	h	lock	pattern no.	P1	P2	P3
Floorstanding Pedestal with two box and one file drawer with lock	14 ⁷ / ₈ "	17 ¹ / ₄ "	26 ⁷ / ₈ "	Y	DS2PFL18A	\$702.	\$808.	\$842.
	14 ⁷ / ₈ "	23 ¹ / ₄ "	26 ⁷ / ₈ "	Y	DS2PFL24A	602.	694.	721.
	14 ⁷ / ₈ "	29 ¹ / ₄ "	26 ⁷ / ₈ "	Y	DS2PFL30A	810.	932.	976.



Floorstanding Pedestal with two file drawers with lock	14 ⁷ / ₈ "	17 ¹ / ₄ "	26 ⁷ / ₈ "	Y	DS2PFL18B	674.	778.	810.
	14 ⁷ / ₈ "	23 ¹ / ₄ "	26 ⁷ / ₈ "	Y	DS2PFL24B	570.	657.	684.
	14 ⁷ / ₈ "	29 ¹ / ₄ "	26 ⁷ / ₈ "	Y	DS2PFL30B	774.	888.	928.



Series 2 Floorstanding Pedestal Case Back	14 ⁷ / ₈ "	N/A	26 ⁷ / ₈ "	N/A	DS2XPB	108.	122.	125.
---	----------------------------------	-----	----------------------------------	-----	---------------	------	------	------



Order Code	Specification Information	Application Notes	Critical Dimensions
Example: DS2PFL24A-117	<p>Deduct \$15 from the list price for non-locking units. Substitute the "L" with a "N" within the pattern number to designate a non-locking unit, <i>example</i> (DS2PFN18A).</p> <p>Note: 24" deep floorstanding pedestals do not include a back panel. Back panels must be ordered separately. 18" and 30" floorstanding pedestals have backs standard.</p> <p>Add an "F" to the end of the pattern number to receive full extension slides on all box drawers. Upcharge is \$25 list per pedestal.</p>	<p>Hanging rails and other accessories are not included and must be ordered separately. (<i>See pedestal accessories page (231), for pricing and ordering information</i>)</p> <p>Add a "Y" to the end of the pattern number to specify a front color that is different than the case color. P3 pricing automatically applies for all colors when utilizing this option.</p>	<p>Dimensions under, w, d and h are actual to the nearest 1/16"</p> <p>24" Deep Floorstanding Pedestal Internal Drawer Dimensions</p> <ul style="list-style-type: none"> • Box drawer height: 4⁵/₁₆" • Box drawer width: 12¹/₁₆" • Box drawer depth: 18³/₈" • File drawer height: 9¹/₄" • File drawer width: 12¹/₁₆" • File drawer depth: 18³/₈"
DS2 Series 2 Steel Front, Series 2 Pull			
PF Pedestal Floorstanding			
L Locking			
24 Depth			
A Box/Box/File			
117 Soft Grey paint finish			

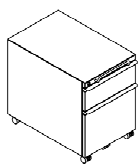
Pedestals Steel Front - Series 2 Pull

Mobile Pedestals

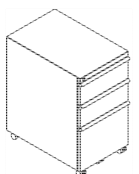
Series 2 Storage

Series 2 Dividends Front Storage

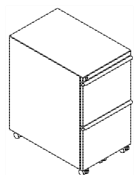
description	w	d	h	lock	pattern no.	P1	P2	P3
Mobile Pedestal with one box and one file drawer	14 ⁷ / ₈ "	16 ³ / ₄ "	20 ³ / ₈ "	Y	DS2PML18F	\$981.	\$1,131.	\$1,178.
	14 ⁷ / ₈ "	22 ³ / ₄ "	20 ³ / ₈ "	Y	DS2PML24F	738.	848.	883.



Mobile Pedestal with two box and one file drawer	14 ⁷ / ₈ "	16 ³ / ₄ "	26 ³ / ₈ "	Y	DS2PML18A	1,105.	1,267.	1,322.
	14 ⁷ / ₈ "	22 ³ / ₄ "	26 ³ / ₈ "	Y	DS2PML24A	822.	950.	990.



Mobile Pedestal with two file drawers	14 ⁷ / ₈ "	16 ³ / ₄ "	26 ³ / ₈ "	Y	DS2PML18B	1,068.	1,231.	1,284.
	14 ⁷ / ₈ "	22 ³ / ₄ "	26 ³ / ₈ "	Y	DS2PML24B	822.	950.	990.



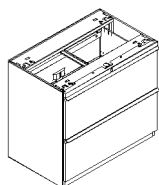
Order Code	Specification Information	Application Notes	Critical Dimensions
Example: DS2PML24A-117			
DS2 Series 2 Steel Front, Series 2 Pull	Add \$55 list for Mobile Handle. Add a "P" between the "L" lock code and the case size to designate the handle option, <i>example</i> (DS2PMLP24A)	Hanging rails and other accessories are not included and must be ordered separately. (<i>See pedestal accessories page (231), for pricing and ordering information</i>)	Dimensions under, w , d and h are actual to the nearest 1/16"
PM Pedestal Mobile			24" Deep Floorstanding Pedestal Internal Drawer Dimensions
L Locking			<ul style="list-style-type: none"> Box drawer height: 4⁵/₁₆" Box drawer width: 12¹/₁₆" Box drawer depth: 18³/₈" File drawer height: 9¹/₄" File drawer width: 12¹/₁₆" File drawer depth: 18³/₈"
24 Depth	Deduct \$35 list for units without a top. Add an "O" in place of the "M" in the pattern number to designate the no-top option, <i>example</i> (DS2POL18A)	Add a "Y" to the end of the pattern number to specify a front color that is different than the case color. P3 pricing automatically applies for all colors when utilizing this option.	
A Box/Box/File			
117 Soft Grey paint finish	Add an "F" to the end of the pattern number to receive full extension slides on all box drawers. Upcharge is \$25 list per pedestal.		

Pedestals Steel Front - Series 2 Pull

Double Wide Pedestals

Series 2 Storage

description	w	d	h	lock	pattern no.	P1	P2	P3
Doublewide Pedestal with two file drawers	30"	18 ³ / ₄ "	26 ⁷ / ₈ "	Y	DS2DW30L	\$1,064.	\$1,225.	\$1,277.
	36"	18 ³ / ₄ "	26 ⁷ / ₈ "	Y	DS2DW36L	1,124.	1,294.	1,350.



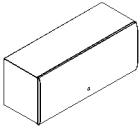
Order Code	Specification Information	Application Notes	Critical Dimensions
Example: DS2DW30L-117			
DS2 Series 2 Steel Front, Series 2 Pull	Deduct \$20 from the list price for non-locking units. Substitute the “L” suffix with an “N” within the pattern number to designate a non-locking unit, <i>example</i> (DS2DW36L).	Doublewide pedestals are not intended for freestanding use and must be secured beneath a panel supported worksurface. (<i>See Calibre lateral files price list for two drawer files that can be used for freestanding applications</i>)	Dimensions under, w , d and h are actual to the nearest ¹ / ₁₆ ".
DW Doublewide Pedestal			Doublewide Pedestal Internal Drawer Dimensions
30 30" wide			<ul style="list-style-type: none"> Lateral drawer height: 9³/₄" Lateral drawer width: 26³/₄" and 32³/₂₄" Lateral drawer depth: 15³/₄"
L Locking	Doublewide pedestals include hanging file bars for letter and legal front-to-back and side-to-side filing.	Add a “Y” to the end of the pattern number to specify a front color that is different than the case color. P3 pricing automatically applies for all colors when utilizing this option.	
117 Soft Grey paint finish			

Overhead Storage Steel Front with Dividends Mounting Brackets

Series 2 Storage

Panel Mount Overhead Storage

Series 2 Dividends Front Storage

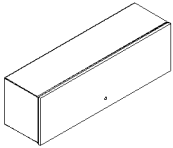
description	w	d	h	lock	pattern no.	P1	P2	P3
 Panel mount overhead cabinet with lock	23 7/8"	14 1/8"	15"	Y	DS2PM24L	\$612.	\$707.	\$738.
	29 7/8"	14 1/8"	15"	Y	DS2PM30L	612.	707.	738.
	35 7/8"	14 1/8"	15"	Y	DS2PM36L	666.	767.	800.
	41 7/8"	14 1/8"	15"	Y	DS2PM42L	729.	835.	869.
	47 7/8"	14 1/8"	15"	Y	DS2PM48L	800.	917.	960.
	53 7/8"	14 1/8"	15"	Y	DS2PM54L	948.	1,093.	1,142.
	59 7/8"	14 1/8"	15"	Y	DS2PM60L	948.	1,093.	1,142.
	65 7/8"	14 1/8"	15"	Y	DS2PM66L	1,059.	1,216.	1,270.
	71 7/8"	14 1/8"	15"	Y	DS2PM72L	1,059.	1,216.	1,270.

Order Code	Specification Information	Application Notes	Critical Dimensions
Example: DS2PM24L-117			
DS2 Series 2 Steel Front	Deduct \$20 from the list price for non-locking units. Substitute the "L" suffix with an "N" within the pattern number to designate a non-locking unit, <i>example</i> (DS2PM24N). Units with two doors, deduct \$40 from the list. 24" through 48" wide units have a single door. 54" through 66" wide units have off-set double doors. 72" wide units have two doors. Units with two doors have two locks.	S2 panel mount overheads may be wall mounted using the Dividends Overhead Wall-mount Bracket. (See <i>S2 overhead accessories</i>) Touch Down kits are intended for use with steel door fronts only. (See <i>S2 overhead accessories for Touch-down kits for overheads</i>) Add \$162 list for Touch Down mechanism. Touch Down requires adding an "E" to the pattern number as indicated DS2PM24EL. For units with two doors add \$325 to the list. Add a "Y" to the end of the pattern number to specify a front color that is different than the case color. P3 pricing automatically applies for all colors when utilizing this option.	Dimensions under, w , d and h are actual to the nearest 1/16".
PM Panel Mount Overhead			
24 24" wide			
L Locking			
117 Soft Grey paint finish			

Overhead Storage Steel Front with Dividends Mounting Brackets

Series 2 Storage

Up-Mount Overhead Storage

description	w	d	h	lock	pattern no.	P1	P2	P3
 Up-mount overhead cabinet with back and lock	29 7/8"	14 1/8"	15"	Y	DS2UM30L	\$785.	\$904.	\$940.
	35 7/8"	14 1/8"	15"	Y	DS2UM36L	809.	932.	972.
	41 7/8"	14 1/8"	15"	Y	DS2UM42L	837.	960.	1,003.
	47 7/8"	14 1/8"	15"	Y	DS2UM48L	851.	978.	1,020.
	53 7/8"	14 1/8"	15"	Y	DS2UM54L	1,143.	1,316.	1,371.
	59 7/8"	14 1/8"	15"	Y	DS2UM60L	1,143.	1,316.	1,371.
	65 7/8"	14 1/8"	15"	Y	DS2UM66L	1,195.	1,375.	1,436.
	71 7/8"	14 1/8"	15"	Y	DS2UM72L	1,195.	1,375.	1,436.

Series 2 Steel Front Up-Mount Bracket (Dividends)



Series 2 Steel Front Up-Mount Bracket (Dividends)	7/8"	12 3/16"	11 3/4"	N/A	DB1U18	85.	91.	96.
---	------	----------	---------	-----	---------------	-----	-----	-----

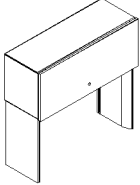
Order Code	Specification Information	Application Notes	Critical Dimensions
Example: DS2UM30L-117			
DS2 Series 2 Steel Front	Deduct \$20 from the list price for non-locking units. Substitute the "L" suffix with an "N" within the pattern number to designate a non-locking unit, <i>example</i> (DS2UM30N). Units with two doors, deduct \$40 from the list. 24" through 48" wide units have a single door. 54" through 66" wide units have off-set double doors. 72" wide units have two doors. Units with two doors have two locks. Up-mount overhead cabinets include an enclosed back. Up-mount brackets are required and must be ordered separately.	Touch Down kits are intended for use with steel door fronts only. (<i>See S2 overhead accessories for Touch-down kits for overheads</i>) Add \$163 list for Touch Down mechanism. Touch Down requires adding an "E" to the pattern number as indicated DS2UM30EL. For units with two doors add \$327 to the list. Add a "Y" to the end of the pattern number to specify a front color that is different than the case color. P3 pricing automatically applies for all colors when utilizing this option.	Dimensions under, w , d and h are actual to the nearest 1/16".
UM Up-Mount Overhead			
30 30" wide			
L Locking			
117 Soft Grey paint finish			

Overhead Storage Steel Front with Dividends Mounting Brackets

Stanchion Mount Overhead Storage

Series 2 Storage

Series 2 Dividends Front Storage

description	w	d	h	lock	pattern no.	P1	P2	P3
 Stanchion mount overhead cabinet with back and lock	35 ⁷ / ₈ "	14 ¹ / ₈ "	15"	Y	DS2OD36L	\$1,372.	\$1,580.	\$1,648.
	41 ⁷ / ₈ "	14 ¹ / ₈ "	15"	Y	DS2OD42L	1,401.	1,612.	1,679.
	47 ⁷ / ₈ "	14 ¹ / ₈ "	15"	Y	DS2OD48L	1,419.	1,630.	1,700.
	53 ⁷ / ₈ "	14 ¹ / ₈ "	15"	Y	DS2OD54L	1,726.	1,986.	2,076.
	59 ⁷ / ₈ "	14 ¹ / ₈ "	15"	Y	DS2OD60L	1,726.	1,986.	2,076.
	65 ⁷ / ₈ "	14 ¹ / ₈ "	15"	Y	DS2OD66L	1,784.	2,053.	2,140.
	71 ⁷ / ₈ "	14 ¹ / ₈ "	15"	Y	DS2OD72L	1,784.	2,053.	2,140.

Order Code	Specification Information	Application Notes	Critical Dimensions
Example: DS2OD36L-117			
DS2 Series 2 Steel Front			
OD Stanchion Mount Overhead			
36 36" wide			
L Locking			
117 Soft Grey paint finish			
	<p>Deduct \$20 from the list price for non-locking units. Substitute the "L" suffix with an "N" within the pattern number to designate a non-locking unit, <i>example</i> (DS2OD36N). Units with two doors, deduct \$40 from the list.</p> <p>36" through 48" wide units have a single door. 54" through 66" units have off-set double doors. 72" wide units have two doors. Units with two doors have two locks.</p> <p>Stanchion mount overhead storage cabinets include an enclosed back.</p>	<p>Touch Down kits are intended for use with steel door fronts only. (<i>See S2 overhead accessories for Touch-down kits for overheads</i>)</p> <p>Add \$163 list for Touch Down mechanism. Touch Down requires adding an "E" to the pattern number as indicated DS2OD36EL. For units with two doors add \$327 to the list.</p> <p>Add a "Y" to the end of the pattern number to specify a front color that is different than the case color. P3 pricing automatically applies for all colors when utilizing this option.</p>	<p>Dimensions under, w, d and h are actual to the nearest 1/16".</p>

Storage Towers Steel Front - Recessed Pull

Series 2 Storage

15" Wide Storage Towers

42" High

description	type	w	d	h	lock	pattern no.	P1	P2	P3
42" High Side Access Bookcase tower with two box and one file drawer (right hand shown)	left hand	14 7/8"	23 1/2"	41 5/16"	Y	DT4SBLH4215BBFL	\$1,785.	\$2,052.	\$2,141.
	right hand	14 7/8"	23 1/2"	41 5/16"	Y	DT4SBRH4215BBFL	1,785.	2,052.	2,141.



42" High Side Access Bookcase tower with two file drawers (right hand shown)	left hand	14 7/8"	23 1/2"	41 5/16"	Y	DT4SBLH4215FFL	1,700.	1,961.	2,044.
	right hand	14 7/8"	23 1/2"	41 5/16"	Y	DT4SBRH4215FFL	1,700.	1,961.	2,044.



Order Code

Example:	DT4SBLH4215BBFL-117
DT4	Series 2 Steel Front, Recessed Pull
SB	Side Access Bookcase
LH	Left Hand Access
42	42" High
15	15" Wide
B	Box Drawer
B	Box Drawer
F	File Drawer
L	Locking
117	Soft Grey paint finish

Specification Information

For non-locking towers, deduct as follows from the list price for each unit: Deduct \$30 for (1) lock unit, \$60 for (2) lock unit, and \$75 for a (3) lock unit. Substitute the "L" suffix with an "N" within the pattern number to designate a non-locking unit, example (DT4SLH5015BBFN)

Application Notes

Hanging rails and other accessories are not included and must be ordered separately. Hanging rails are included with 24" and 30" wide lateral drawers only. (See *Tower Accessories for pricing and order entry information*)

Half depth adjustable shelves and coat hooks may be ordered separately allowing the cupboard area of the 15", 24" and 30" wide towers to support binders as well as shorter coats. (See *Tower Accessories for pricing and order entry information*) *Note: Series 2 Steel front doors are standard without a handle. Handles may be ordered for cupboard doors as a special.*

- 15" w Side Access and Display towers include (1) lock.
- Single door towers, double door towers, 24" w and 30" w Side Access and Display towers include (2) locks. (Except full-height doors which include (1) lock)
- Front Access (only) towers with wardrobe include (3) locks. (Except full-height doors with wardrobe which include (2) locks)

Single door tower (50" h and 57" h) with no drawers include one fixed shelf and one adjustable shelf. 64" h includes on fixed shelf and two adjustable shelves. Fixed shelf is positioned just below worksurface height.

Critical Dimensions

Dimensions under, **w**, **d** and **h** are actual to the nearest 1/16"

42", 50", 57" and 64" Tower Internal Dimensions

- Box and M drawer height: 4 5/16"
- Box and M drawer width: 12 1/16"
- Box and M drawer depth: 18 3/8"
- File drawer height: 9 1/4"
- File drawer width: 12 1/16"
- File drawer depth: 18 3/8"

Note: All towers are configured from the top down with standard combinations of box and file drawers.

Storage Towers Steel Front - Recessed Pull

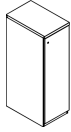
15" Wide Storage Towers

50" High

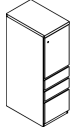
Series 2 Storage

Series 2 Dividends Front Storage

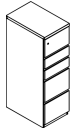
description	type	w	d	h	lock	pattern no.	P1	P2	P3
50" High Single Door tower with no drawers (right hand shown)	left hand	14 ⁷ / ₈ "	23 ¹ / ₂ "	48 ³ / ₁₆ "	Y	DT4SLH5015L	\$1,965.	\$2,128.	\$2,377.
	right hand	14 ⁷ / ₈ "	23 ¹ / ₂ "	48 ³ / ₁₆ "	Y	DT4SRH5015L	1,965.	2,128.	2,377.



50" High Single Door tower with two box and one file drawer (right hand shown)	left hand	14 ⁷ / ₈ "	23 ¹ / ₂ "	48 ³ / ₁₆ "	Y	DT4SLH5015BBFL	2,091.	2,405.	2,510.
	right hand	14 ⁷ / ₈ "	23 ¹ / ₂ "	48 ³ / ₁₆ "	Y	DT4SRH5015BBFL	2,091.	2,405.	2,510.



50" High Single Door tower with two box and two file drawers (right hand shown)	left hand	14 ⁷ / ₈ "	23 ¹ / ₂ "	48 ³ / ₁₆ "	Y	DT4SLH5015BBFFL	2,288.	2,631.	2,748.
	right hand	14 ⁷ / ₈ "	23 ¹ / ₂ "	48 ³ / ₁₆ "	Y	DT4SRH5015BBFFL	2,288.	2,631.	2,748.



Order Code

Example:	DT4SBLH5015BBFL-117
DT4	Series 2 Steel Front, Recessed Pull
SB	Side Access Bookcase
LH	Left Hand Access
50	50" High
15	15" Wide
B	Box Drawer
B	Box Drawer
F	File Drawer
L	Locking
117	Soft Grey paint finish

Specification Information

For non-locking towers, deduct as follows from the list price for each unit: Deduct \$30 for (1) lock unit, \$60 for (2) lock unit, and \$75 for a (3) lock unit. Substitute the "L" suffix with an "N" within the pattern number to designate a non-locking unit, example (DT4SLH5015BBFN)

Application Notes

Hanging rails and other accessories are not included and must be ordered separately. Hanging rails are included with 24" and 30" wide lateral drawers only. (See *Tower Accessories for pricing and order entry information*)

Half depth adjustable shelves and coat hooks may be ordered separately allowing the cupboard area of the 15", 24" and 30" wide towers to support binders as well as shorter coats. (See *Tower Accessories for pricing and order entry information*) Note: Series 2 Steel front doors are standard without a handle. Handles may be ordered for cupboard doors as a special.

- 15" w Side Access and Display towers include (1) lock.
- Single door towers, double door towers, 24" w and 30" w Side Access and Display towers include (2) locks. (Except full-height doors which include (1) lock)
- Front Access (only) towers with wardrobe include (3) locks. (Except full-height doors with wardrobe which include (2) locks)

Single door tower (50" h and 57" h) with no drawers include one fixed shelf and one adjustable shelf. 64" h includes on fixed shelf and two adjustable shelves. Fixed shelf is positioned just below worksurface height.

Critical Dimensions

Dimensions under, **w**, **d** and **h** are actual to the nearest 1/16"

42", 50", 57" and 64" Tower Internal Dimensions

- Box and M drawer height: 4⁵/₁₆"
- Box and M drawer width: 12¹/₁₆"
- Box and M drawer depth: 18³/₈"
- File drawer height: 9¹/₄"
- File drawer width: 12¹/₁₆"
- File drawer depth: 18³/₈"

Note: All towers are configured from the top down with standard combinations of box and file drawers.

"M" drawers consisting of a box drawer body with a file drawer head are available by substituting any two "B" or any one "F" character within the pattern number, example (DT4SLH5015MFN). Multiple "M" drawers may be specified providing they equal the total modules available.

A 6" drawer, behind a cupboard door is available by adding the numeral 1 to the end of the pattern number, example (DT4SLH6415BBFL1)

Note: 6" drawers behind doors are not available within the wardrobe portion of towers. Drawers behind doors are painted black.

Note: Drawer behind door list pricing is as follows: 1= \$255

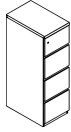
Storage Towers Steel Front - Recessed Pull

15" Wide Storage Towers

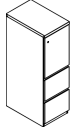
50" High

Series 2 Storage

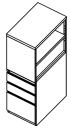
description	type	w	d	h	lock	pattern no.	P1	P2	P3
50" High Single Door tower with three file drawers (right hand shown)	left hand	14 ⁷ / ₈ "	23 1/2"	48 ⁵ / ₁₆ "	Y	DT4SLH5015FFFL	\$2,117.	\$2,432.	\$2,539.
	right hand	14 ⁷ / ₈ "	23 1/2"	48 ⁵ / ₁₆ "	Y	DT4SRH5015FFFL	2,117.	2,432.	2,539.



50" High Single Door tower with two file drawers (right hand shown)	left hand	14 ⁷ / ₈ "	23 1/2"	48 ⁵ / ₁₆ "	Y	DT4SLH5015FFL	1,886.	2,169.	2,261.
	right hand	14 ⁷ / ₈ "	23 1/2"	48 ⁵ / ₁₆ "	Y	DT4SRH5015FFL	1,886.	2,169.	2,261.



50" High Side Access Bookcase tower with two box and one file drawer (right hand shown)	left hand	14 ⁷ / ₈ "	23 1/2"	48 ⁵ / ₁₆ "	Y	DT4SBLH5015BBFL	1,883.	2,161.	2,257.
	right hand	14 ⁷ / ₈ "	23 1/2"	48 ⁵ / ₁₆ "	Y	DT4SBRH5015BBFL	1,883.	2,161.	2,257.



Order Code

Example:	DT4SBLH5015BBFL-117
DT4	Series 2 Steel Front, Recessed Pull
SB	Side Access Bookcase
LH	Left Hand Access
50	50" High
15	15" Wide
B	Box Drawer
B	Box Drawer
F	File Drawer
L	Locking
117	Soft Grey paint finish

Specification Information

For non-locking towers, deduct as follows from the list price for each unit: Deduct \$30 for (1) lock unit, \$60 for (2) lock unit, and \$75 for a (3) lock unit. Substitute the "L" suffix with an "N" within the pattern number to designate a non-locking unit, example (DT4SLH5015BBFN)

Application Notes

Hanging rails and other accessories are not included and must be ordered separately. Hanging rails are included with 24" and 30" wide lateral drawers only. (See *Tower Accessories for pricing and order entry information*)

Half depth adjustable shelves and coat hooks may be ordered separately allowing the cupboard area of the 15", 24" and 30" wide towers to support binders as well as shorter coats. (See *Tower Accessories for pricing and order entry information*) *Note: Series 2 Steel front doors are standard without a handle. Handles may be ordered for cupboard doors as a special.*

- 15" w Side Access and Display towers include (1) lock.
- Single door towers, double door towers, 24" w and 30" w Side Access and Display towers include (2) locks. (Except full-height doors which include (1) lock)
- Front Access (only) towers with wardrobe include (3) locks. (Except full-height doors with wardrobe which include (2) locks)

Single door tower (50" h and 57" h) with no drawers include one fixed shelf and one adjustable shelf. 64" h includes on fixed shelf and two adjustable shelves. Fixed shelf is positioned just below worksurface height.

Critical Dimensions

Dimensions under, **w**, **d** and **h** are actual to the nearest 1/16"

42", 50", 57" and 64" Tower Internal Dimensions

- Box and M drawer height: 4⁵/₁₆"
- Box and M drawer width: 12¹/₁₆"
- Box and M drawer depth: 18³/₈"
- File drawer height: 9¹/₄"
- File drawer width: 12¹/₁₆"
- File drawer depth: 18³/₈"

Note: All towers are configured from the top down with standard combinations of box and file drawers.

"M" drawers consisting of a box drawer body with a file drawer head are available by substituting any two "B" or any one "F" character within the pattern number, example (DT4SLH5015MFN). Multiple "M" drawers may be specified providing they equal the total modules available.

A 6" drawer, behind a cupboard door is available by adding the numeral 1 to the end of the pattern number, example (DT4SLH6415BBFL1)

Note: 6" drawers behind doors are not available within the wardrobe portion of towers. Drawers behind doors are painted black.

Note: Drawer behind door list pricing is as follows: 1= \$255

Storage Towers Steel Front - Recessed Pull

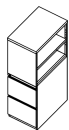
15" Wide Storage Towers

50" High

Series 2 Storage

Series 2 Dividends Front Storage

description	type	w	d	h	lock	pattern no.	P1	P2	P3
50" High Side Access Bookcase tower with two file drawers (right hand shown)	left hand	14 ⁷ / ₈ "	23 ¹ / ₂ "	48 ⁵ / ₁₆ "	Y	DT4SBLH5015FFL	\$1,785.	\$2,052.	\$2,141.
	right hand	14 ⁷ / ₈ "	23 ¹ / ₂ "	48 ⁵ / ₁₆ "	Y	DT4SBRH5015FFL	1,785.	2,052.	2,141.



Order Code

Example: **DT4SBLH5015BBFL-117**

DT4	Series 2 Steel Front, Recessed Pull
SB	Side Access Bookcase
LH	Left Hand Access
50	50" High
15	15" Wide
B	Box Drawer
B	Box Drawer
F	File Drawer
L	Locking
117	Soft Grey paint finish

Specification Information

For non-locking towers, deduct as follows from the list price for each unit: Deduct \$30 for (1) lock unit, \$60 for (2) lock unit, and \$75 for a (3) lock unit. Substitute the "L" suffix with an "N" within the pattern number to designate a non-locking unit, example (DT4SLH5015BBFN)

Application Notes

"M" drawers consisting of a box drawer body with a file drawer head are available by substituting any two "B" or any one "F" character within the pattern number, example (DT4SLH5015MFN). Multiple "M" drawers may be specified providing they equal the total modules available.

A 6" drawer, behind a cupboard door is available by adding the numeral 1 to the end of the pattern number, example (DT4SLH6415BBFL1)

Note: 6" drawers behind doors are not available within the wardrobe portion of towers. Drawers behind doors are painted black.

Note: Drawer behind door list pricing is as follows: 1= \$255

Hanging rails and other accessories are not included and must be ordered separately. Hanging rails are included with 24" and 30" wide lateral drawers only. (See *Tower Accessories for pricing and order entry information*)

Half depth adjustable shelves and coat hooks may be ordered separately allowing the cupboard area of the 15", 24" and 30" wide towers to support binders as well as shorter coats. (See *Tower Accessories for pricing and order entry information*) **Note: Series 2 Steel front doors are standard without a handle. Handles may be ordered for cupboard doors as a special.**

- 15" w Side Access and Display towers include (1) lock.
- Single door towers, double door towers, 24" w and 30" w Side Access and Display towers include (2) locks. (Except full-height doors which include (1) lock)
- Front Access (only) towers with wardrobe include (3) locks. (Except full-height doors with wardrobe which include (2) locks)

Single door tower (50" h and 57" h) with no drawers include one fixed shelf and one adjustable shelf. 64" h includes on fixed shelf and two adjustable shelves. Fixed shelf is positioned just below worksurface height.

Critical Dimensions

Dimensions under, **w**, **d** and **h** are actual to the nearest 1/16"

42", 50", 57" and 64" Tower Internal Dimensions

- Box and M drawer height: 4⁵/₁₆"
- Box and M drawer width: 12¹/₁₆"
- Box and M drawer depth: 18³/₈"
- File drawer height: 9¹/₄"
- File drawer width: 12¹/₁₆"
- File drawer depth: 18³/₈"

Note: All towers are configured from the top down with standard combinations of box and file drawers.

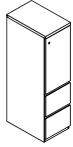
Storage Towers Steel Front - Recessed Pull

15" Wide Storage Towers

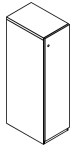
57" High

Series 2 Storage

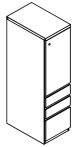
description	type	w	d	h	lock	pattern no.	P1	P2	P3
57" High Single Door tower with two file drawers (right hand shown)	left hand	14 ⁷ / ₈ "	23 ¹ / ₂ "	56 ³ / ₁₆ "	Y	DT4SLH5715FFL	\$1,934.	\$2,227.	\$2,321.
	right hand	14 ⁷ / ₈ "	23 ¹ / ₂ "	56 ³ / ₁₆ "	Y	DT4SRH5715FFL	1,934.	2,227.	2,321.



57" High Single Door tower with no drawers (right hand shown)	left hand	14 ⁷ / ₈ "	23 ¹ / ₂ "	56 ³ / ₁₆ "	Y	DT4SLH5715L	2,015.	2,214.	2,417.
	right hand	14 ⁷ / ₈ "	23 ¹ / ₂ "	56 ³ / ₁₆ "	Y	DT4SRH5715L	2,015.	2,214.	2,417.



57" High Single Door tower with two box and one file drawer (right hand shown)	left hand	14 ⁷ / ₈ "	23 ¹ / ₂ "	56 ³ / ₁₆ "	Y	DT4SLH5715BBFL	2,141.	2,461.	2,568.
	right hand	14 ⁷ / ₈ "	23 ¹ / ₂ "	56 ³ / ₁₆ "	Y	DT4SRH5715BBFL	2,141.	2,461.	2,568.



Order Code	Application Notes		Critical Dimensions
Example: DT4SBLH5715BBFL-117			Dimensions under, w , d and h are actual to the nearest 1/16"
DT4	Series 2 Steel Front, Recessed Pull	Hanging rails and other accessories are not included and must be ordered separately. Hanging rails are included with 24" and 30" wide lateral drawers only. <i>(See Tower Accessories for pricing and order entry information)</i>	42", 50", 57" and 64" Tower Internal Dimensions <ul style="list-style-type: none">Box and M drawer height: 4 5/16"Box and M drawer width: 12 1/16"Box and M drawer depth: 18 3/8"File drawer height: 9 1/4"File drawer width: 12 1/16"File drawer depth: 18 3/8"
SB	Side Access Bookcase		
LH	Left Hand Access		
57	57" High		
15	15" Wide		
B	Box Drawer	Half depth adjustable shelves and coat hooks may be ordered separately allowing the cupboard area of the 15", 24" and 30" wide towers to support binders as well as shorter coats. <i>(See Tower Accessories for pricing and order entry information)</i> Note: Series 2 Steel front doors are standard without a handle. Handles may be ordered for cupboard doors as a special.	Note: All towers are configured from the top down with standard combinations of box and file drawers.
B	Box Drawer		
F	File Drawer		
L	Locking		
117	Soft Grey paint finish		
Specification Information			

Specification Information

For non-locking towers, deduct as follows from the list price for each unit: Deduct \$30 for (1) lock unit, \$60 for (2) lock unit, and \$75 for a (3) lock unit. Substitute the "L" suffix with an "N" within the pattern number to designate a non-locking unit, example (DT4SLH5015BBFN)

Note: Drawer behind door list pricing is as follows: 1= \$255

- 15" w Side Access and Display towers include (1) lock.
- Single door towers, double door towers, 24" w and 30" w Side Access and Display towers include (2) locks. (Except full-height doors which include (1) lock)
- Front Access (only) towers with wardrobe include (3) locks. (Except full-height doors with wardrobe which include (2) locks)

Single door tower (50" h and 57" h) with no drawers include one fixed shelf and one adjustable shelf. 64" h includes one fixed shelf and two adjustable shelves. Fixed shelf is positioned just below worksurface height.

Storage Towers Steel Front - Recessed Pull

15" Wide Storage Towers

57" High

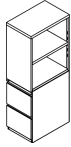
Series 2 Storage

Series 2 Dividends Front Storage

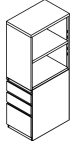
description	type	w	d	h	lock	pattern no.	P1	P2	P3
57" High Single Door tower with three file drawers (right hand shown)	left hand	14 ⁷ / ₈ "	23 ¹ / ₂ "	56 ³ / ₁₆ "	Y	DT4SLH5715FFFL	\$2,165.	\$2,489.	\$2,593.
	right hand	14 ⁷ / ₈ "	23 ¹ / ₂ "	56 ³ / ₁₆ "	Y	DT4SRH5715FFFL	2,165.	2,489.	2,593.



57" High Side Access Bookcase tower with two file drawers (right hand shown)	left hand	14 ⁷ / ₈ "	23 ¹ / ₂ "	56 ³ / ₁₆ "	Y	DT4SBLH5715FFL	1,934.	2,227.	2,321.
	right hand	14 ⁷ / ₈ "	23 ¹ / ₂ "	56 ³ / ₁₆ "	Y	DT4SBRH5715FFL	1,934.	2,227.	2,321.



57" High Side Access Bookcase tower with two box and one file drawer (right hand shown)	left hand	14 ⁷ / ₈ "	23 ¹ / ₂ "	56 ³ / ₁₆ "	Y	DT4SBLH5715BBFL	2,141.	2,461.	2,568.
	right hand	14 ⁷ / ₈ "	23 ¹ / ₂ "	56 ³ / ₁₆ "	Y	DT4SBRH5715BBFL	2,141.	2,461.	2,568.



Order Code

Example:	DT4SBLH5715BBFL-117
DT4	Series 2 Steel Front, Recessed Pull
SB	Side Access Bookcase
LH	Left Hand Access
57	57" High
15	15" Wide
B	Box Drawer
B	Box Drawer
F	File Drawer
L	Locking
117	Soft Grey paint finish

Specification Information

For non-locking towers, deduct as follows from the list price for each unit: Deduct \$30 for (1) lock unit, \$60 for (2) lock unit, and \$75 for a (3) lock unit. Substitute the "L" suffix with an "N" within the pattern number to designate a non-locking unit, example (DT4SLH5015BBFN)

Application Notes

Hanging rails and other accessories are not included and must be ordered separately. Hanging rails are included with 24" and 30" wide lateral drawers only. (See *Tower Accessories for pricing and order entry information*)

Half depth adjustable shelves and coat hooks may be ordered separately allowing the cupboard area of the 15", 24" and 30" wide towers to support binders as well as shorter coats. (See *Tower Accessories for pricing and order entry information*) Note: Series 2 Steel front doors are standard without a handle. Handles may be ordered for cupboard doors as a special.

- 15" w Side Access and Display towers include (1) lock.
- Single door towers, double door towers, 24" w and 30" w Side Access and Display towers include (2) locks. (Except full-height doors which include (1) lock)
- Front Access (only) towers with wardrobe include (3) locks. (Except full-height doors with wardrobe which include (2) locks)

Single door tower (50" h and 57" h) with no drawers include one fixed shelf and one adjustable shelf. 64" h includes on fixed shelf and two adjustable shelves. Fixed shelf is positioned just below worksurface height.

Critical Dimensions

Dimensions under, **w**, **d** and **h** are actual to the nearest 1/16"

42", 50", 57" and 64" Tower Internal Dimensions

- Box and M drawer height: 4⁵/₁₆"
- Box and M drawer width: 12¹/₁₆"
- Box and M drawer depth: 18³/₈"
- File drawer height: 9¹/₄"
- File drawer width: 12¹/₁₆"
- File drawer depth: 18³/₈"

Note: All towers are configured from the top down with standard combinations of box and file drawers.

"M" drawers consisting of a box drawer body with a file drawer head are available by substituting any two "B" or any one "F" character within the pattern number, example (DT4SLH5015MFN). Multiple "M" drawers may be specified providing they equal the total modules available.

A 6" drawer, behind a cupboard door is available by adding the numeral 1 to the end of the pattern number, example (DT4SLH6415BBFL1)

Note: 6" drawers behind doors are not available within the wardrobe portion of towers. Drawers behind doors are painted black.

Note: Drawer behind door list pricing is as follows: 1= \$255

Storage Towers Steel Front - Recessed Pull

15" Wide Storage Towers

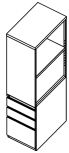
64" High

Series 2 Storage

description	type	w	d	h	lock	pattern no.	P1	P2	P3
64" High Single Door tower with no drawers (right hand shown)	left hand	14 ⁷ / ₈ "	23 ¹ / ₂ "	63 ³ / ₁₆ "	Y	DT4SLH6415L	\$2,099.	\$2,308.	\$2,517.
	right hand	14 ⁷ / ₈ "	23 ¹ / ₂ "	63 ³ / ₁₆ "	Y	DT4SRH6415L	2,099.	2,308.	2,517.

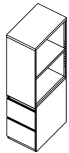


64" High Side Access Bookcase tower with two box and one file drawer (right hand shown)	left hand	14 ⁷ / ₈ "	23 ¹ / ₂ "	63 ³ / ₁₆ "	Y	DT4SBLH6415BBFL	1,944.	2,242.	2,336.
	right hand	14 ⁷ / ₈ "	23 ¹ / ₂ "	63 ³ / ₁₆ "	Y	DT4SBRH6415BBFL	1,944.	2,242.	2,336.



Note: Display towers are open to access on two sides, i.e., the front and one side.

64" High Side Access Bookcase tower with two file drawers (right hand shown)	left hand	14 ⁷ / ₈ "	23 ¹ / ₂ "	63 ³ / ₁₆ "	Y	DT4SBLH6415FFL	1,852.	2,129.	2,217.
	right hand	15"	23 ¹ / ₂ "	63 ³ / ₁₆ "	Y	DT4SBRH6415FFL	1,852.	2,129.	2,217.



Order Code		Application Notes	Critical Dimensions
Example:	DT4SBLH6415BBFL-117	<p>Hanging rails and other accessories are not included and must be ordered separately. Hanging rails are included with 24" and 30" wide lateral drawers only. <i>(See Tower Accessories for pricing and order entry information)</i></p> <p>Half depth adjustable shelves and coat hooks may be ordered separately allowing the cupboard area of the 15", 24" and 30" wide towers to support binders as well as shorter coats. <i>(See Tower Accessories for pricing and order entry information)</i>Note: Series 2 Steel front doors are standard without a handle. Handles may be ordered for cupboard doors as a special.</p>	Dimensions under, w , d and h are actual to the nearest 1/16"
DT4	Series 2 Steel Front, Recessed Pull		42", 50", 57" and 64" Tower Internal Dimensions
SB	Side Access Bookcase		<ul style="list-style-type: none">Box and M drawer height: 4 5/16"Box and M drawer width: 12 1/16"Box and M drawer depth: 18 3/8"File drawer height: 9 1/4"File drawer width: 12 1/16"File drawer depth: 18 3/8"
LH	Left Hand Access		Note: All towers are configured from the top down with standard combinations of box and file drawers.
64	64" High		
15	15" Wide		
B	Box Drawer		
B	Box Drawer		
F	File Drawer		
L	Locking		
117	Soft Grey paint finish		
Specification Information			

Specification Information

For non-locking towers, deduct as follows from the list price for each unit: Deduct \$30 for (1) lock unit, \$60 for (2) lock unit, and \$75 for a (3) lock unit. Substitute the "L" suffix with an "N" within the pattern number to designate a non-locking unit, example (DT4SLH5015BBFN)

Note: Drawer behind door list pricing is as follows: 1= \$255

- 15" w Side Access and Display towers include (1) lock.
- Single door towers, double door towers, 24" w and 30" w Side Access and Display towers include (2) locks. (Except full-height doors which include (1) lock)
- Front Access (only) towers with wardrobe include (3) locks. (Except full-height doors with wardrobe which include (2) locks)

Single door tower (50" h and 57" h) with no drawers include one fixed shelf and one adjustable shelf. 64" h includes one fixed shelf and two adjustable shelves. Fixed shelf is positioned just below worksurface height.

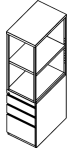
Storage Towers Steel Front - Recessed Pull

15" Wide Storage Towers

64" High

Series 2 Storage

description	type	w	d	h	lock	pattern no.	P1	P2	P3
64" High Side Access Display tower with two box and one file drawer (right hand shown)	left hand	14 ⁷ / ₈ "	23 ¹ / ₂ "	63 ⁵ / ₁₆ "	Y	DT4BDLH6415BBFL	\$1,971.	\$2,266.	\$2,367.
	right hand	14 ⁷ / ₈ "	23 ¹ / ₂ "	63 ⁵ / ₁₆ "	Y	DT4BDRH6415BBFL	1,971.	2,266.	2,367.



64" High Side Access Display tower with two file drawers (right hand shown)	left hand	14 ⁷ / ₈ "	23 ¹ / ₂ "	63 ⁵ / ₁₆ "	Y	DT4BDLH6415FFFL	1,876.	2,157.	2,250.
	right hand	14 ⁷ / ₈ "	23 ¹ / ₂ "	63 ⁵ / ₁₆ "	Y	DT4BDRH6415FFFL	1,876.	2,157.	2,250.



Note: Display towers are open to access on two sides, i.e., the front and one side.

64" High Single Door tower with four file drawers (right hand shown)	left hand	14 ⁷ / ₈ "	23 ¹ / ₂ "	63 ⁵ / ₁₆ "	Y	DT4SLH6415FFFFL	2,404.	2,763.	2,886.
	right hand	14 ⁷ / ₈ "	23 ¹ / ₂ "	63 ⁵ / ₁₆ "	Y	DT4SRH6415FFFFL	2,404.	2,763.	2,886.



Order Code

Example:	DT4SBLH6415BBFL-117
DT4	Series 2 Steel Front, Recessed Pull
SB	Side Access Bookcase
LH	Left Hand Access
64	64" High
15	15" Wide
B	Box Drawer
B	Box Drawer
F	File Drawer
L	Locking
117	Soft Grey paint finish

Specification Information

For non-locking towers, deduct as follows from the list price for each unit: Deduct \$30 for (1) lock unit, \$60 for (2) lock unit, and \$75 for a (3) lock unit. Substitute the "L" suffix with an "N" within the pattern number to designate a non-locking unit, example (DT4SLH5015BBFN)

Application Notes

Hanging rails and other accessories are not included and must be ordered separately. Hanging rails are included with 24" and 30" wide lateral drawers only. (See *Tower Accessories for pricing and order entry information*)

Half depth adjustable shelves and coat hooks may be ordered separately allowing the cupboard area of the 15", 24" and 30" wide towers to support binders as well as shorter coats. (See *Tower Accessories for pricing and order entry information*) *Note: Series 2 Steel front doors are standard without a handle. Handles may be ordered for cupboard doors as a special.*

- 15" w Side Access and Display towers include (1) lock.
- Single door towers, double door towers, 24" w and 30" w Side Access and Display towers include (2) locks. (Except full-height doors which include (1) lock)
- Front Access (only) towers with wardrobe include (3) locks. (Except full-height doors with wardrobe which include (2) locks)

Single door tower (50" h and 57" h) with no drawers include one fixed shelf and one adjustable shelf. 64" h includes on fixed shelf and two adjustable shelves. Fixed shelf is positioned just below worksurface height.

Critical Dimensions

Dimensions under, **w**, **d** and **h** are actual to the nearest ¹/₁₆"

42", 50", 57" and 64" Tower Internal Dimensions

- Box and M drawer height: 4⁵/₁₆"
- Box and M drawer width: 12¹/₁₆"
- Box and M drawer depth: 18³/₈"
- File drawer height: 9¹/₄"
- File drawer width: 12¹/₁₆"
- File drawer depth: 18³/₈"

Note: All towers are configured from the top down with standard combinations of box and file drawers.

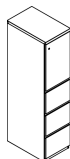
Storage Towers Steel Front - Recessed Pull

Series 2 Storage

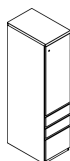
15" Wide Storage Towers

64" High

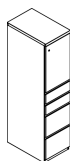
description	type	w	d	h	lock	pattern no.	P1	P2	P3
64" High Single Door tower with three file drawers (right hand shown)	left hand	14 ⁷ / ₈ "	23 ¹ / ₂ "	63 ⁵ / ₁₆ "	Y	DT4SLH6415FFFL	\$2,209.	\$2,543.	\$2,654.
	right hand	14 ⁷ / ₈ "	23 ¹ / ₂ "	63 ⁵ / ₁₆ "	Y	DT4SRH6415FFFL	2,209.	2,543.	2,654.



64" High Single Door tower with two box and one file drawer (right hand shown)	left hand	14 ⁷ / ₈ "	23 ¹ / ₂ "	63 ⁵ / ₁₆ "	Y	DT4SLH6415BBFL	2,190.	2,517.	2,627.
	right hand	14 ⁷ / ₈ "	23 ¹ / ₂ "	63 ⁵ / ₁₆ "	Y	DT4SRH6415BBFL	2,190.	2,517.	2,627.



64" High Single Door tower with two box and two file drawers (right hand shown)	left hand	14 ⁷ / ₈ "	23 ¹ / ₂ "	63 ⁵ / ₁₆ "	Y	DT4SLH6415BBFFL	2,369.	2,722.	2,842.
	right hand	14 ⁷ / ₈ "	23 ¹ / ₂ "	63 ⁵ / ₁₆ "	Y	DT4SRH6415BBFFL	2,369.	2,722.	2,842.



Order Code

Example: **DT4SBLH6415BBFL-117**

DT4	Series 2 Steel Front, Recessed Pull
SB	Side Access Bookcase
LH	Left Hand Access
64	64" High
15	15" Wide
B	Box Drawer
B	Box Drawer
F	File Drawer
L	Locking
117	Soft Grey paint finish

Specification Information

For non-locking towers, deduct as follows from the list price for each unit: Deduct \$30 for (1) lock unit, \$60 for (2) lock unit, and \$75 for a (3) lock unit. Substitute the "L" suffix with an "N" within the pattern number to designate a non-locking unit, example (DT4SLH5015BBFN)

Application Notes

Hanging rails and other accessories are not included and must be ordered separately. Hanging rails are included with 24" and 30" wide lateral drawers only. (See *Tower Accessories for pricing and order entry information*)

Half depth adjustable shelves and coat hooks may be ordered separately allowing the cupboard area of the 15", 24" and 30" wide towers to support binders as well as shorter coats. (See *Tower Accessories for pricing and order entry information*) Note: Series 2 Steel front doors are standard without a handle. Handles may be ordered for cupboard doors as a special.

- 15" w Side Access and Display towers include (1) lock.
- Single door towers, double door towers, 24" w and 30" w Side Access and Display towers include (2) locks. (Except full-height doors which include (1) lock)
- Front Access (only) towers with wardrobe include (3) locks. (Except full-height doors with wardrobe which include (2) locks)

Single door tower (50" h and 57" h) with no drawers include one fixed shelf and one adjustable shelf. 64" h includes on fixed shelf and two adjustable shelves. Fixed shelf is positioned just below worksurface height.

Critical Dimensions

Dimensions under, **w**, **d** and **h** are actual to the nearest 1/16"

42", 50", 57" and 64" Tower Internal Dimensions

- Box and M drawer height: 4⁵/₁₆"
- Box and M drawer width: 12¹/₁₆"
- Box and M drawer depth: 18³/₈"
- File drawer height: 9¹/₄"
- File drawer width: 12¹/₁₆"
- File drawer depth: 18³/₈"

Note: All towers are configured from the top down with standard combinations of box and file drawers.

"M" drawers consisting of a box drawer body with a file drawer head are available by substituting any two "B" or any one "F" character within the pattern number, example (DT4SLH5015MFN). Multiple "M" drawers may be specified providing they equal the total modules available.

A 6" drawer, behind a cupboard door is available by adding the numeral 1 to the end of the pattern number, example (DT4SLH6415BBFL1)

Note: 6" drawers behind doors are not available within the wardrobe portion of towers. Drawers behind doors are painted black.

Note: Drawer behind door list pricing is as follows: 1= \$255

Storage Towers Steel Front - Recessed Pull

15" Wide Storage Towers

64" High

Series 2 Storage

Series 2 Dividends Front Storage

description	type	w	d	h	lock	pattern no.	P1	P2	P3
64" High Single Door tower with two file drawers (right hand shown)	left hand	14 ⁷ / ₈ "	23 ¹ / ₂ "	63 ⁵ / ₁₆ "	Y	DT4SLH6415FFL	\$1,984.	\$2,284.	\$2,382.
	right hand	14 ⁷ / ₈ "	23 ¹ / ₂ "	63 ⁵ / ₁₆ "	Y	DT4SRH6415FFL	1,984.	2,284.	2,382.



Order Code

Example:	DT4SBLH6415BBFL-117
DT4	Series 2 Steel Front, Recessed Pull
SB	Side Access Bookcase
LH	Left Hand Access
64	64" High
15	15" Wide
B	Box Drawer
B	Box Drawer
F	File Drawer
L	Locking
117	Soft Grey paint finish

Specification Information

For non-locking towers, deduct as follows from the list price for each unit: Deduct \$30 for (1) lock unit, \$60 for (2) lock unit, and \$75 for a (3) lock unit. Substitute the "L" suffix with an "N" within the pattern number to designate a non-locking unit, example (DT4SLH5015BBFN)

Application Notes

"M" drawers consisting of a box drawer body with a file drawer head are available by substituting any two "B" or any one "F" character within the pattern number, example (DT4SLH5015MFN). Multiple "M" drawers may be specified providing they equal the total modules available.

A 6" drawer, behind a cupboard door is available by adding the numeral 1 to the end of the pattern number, example (DT4SLH6415BBFL1)

Note: 6" drawers behind doors are not available within the wardrobe portion of towers. Drawers behind doors are painted black.

Note: Drawer behind door list pricing is as follows: 1= \$255

Hanging rails and other accessories are not included and must be ordered separately. Hanging rails are included with 24" and 30" wide lateral drawers only. (See *Tower Accessories for pricing and order entry information*)

Half depth adjustable shelves and coat hooks may be ordered separately allowing the cupboard area of the 15", 24" and 30" wide towers to support binders as well as shorter coats. (See *Tower Accessories for pricing and order entry information*) *Note: Series 2 Steel front doors are standard without a handle. Handles may be ordered for cupboard doors as a special.*

- 15" w Side Access and Display towers include (1) lock.
- Single door towers, double door towers, 24" w and 30" w Side Access and Display towers include (2) locks. (Except full-height doors which include (1) lock)
- Front Access (only) towers with wardrobe include (3) locks. (Except full-height doors with wardrobe which include (2) locks)

Single door tower (50" h and 57" h) with no drawers include one fixed shelf and one adjustable shelf. 64" h includes on fixed shelf and two adjustable shelves. Fixed shelf is positioned just below worksurface height.

Critical Dimensions

Dimensions under, **w**, **d** and **h** are actual to the nearest 1/16"

42", 50", 57" and 64" Tower Internal Dimensions

- Box and M drawer height: 4⁵/₁₆"
- Box and M drawer width: 12¹/₁₆"
- Box and M drawer depth: 18³/₈"
- File drawer height: 9¹/₄"
- File drawer width: 12¹/₁₆"
- File drawer depth: 18³/₈"

Note: All towers are configured from the top down with standard combinations of box and file drawers.

Storage Towers Steel Front - Recessed Pull

24" Wide Storage Towers

42" High

Series 2 Storage

description	type	w	d	h	lock	pattern no.	P1	P2	P3
42" High Side Access Bookcase with two box and one file drawer with wardrobe (left hand shown)	left hand	23 7/8"	23 1/2"	41 5/16"	Y	DT4WSBLH4224BBFL	\$2,582.	\$2,970.	\$3,103.
	right hand	23 7/8"	23 1/2"	41 5/16"	Y	DT4WSBRH4224BBFL	2,582.	2,970.	3,103.



42" High Side Access Bookcase with two file drawers with wardrobe (left hand shown)	left hand	23 7/8"	23 1/2"	41 5/16"	Y	DT4WSBLH4224FFL	2,485.	2,858.	2,983.
	right hand	23 7/8"	23 1/2"	41 5/16"	Y	DT4WSBRH4224FFL	2,485.	2,858.	2,983.



Order Code		Application Notes	Critical Dimensions
Example:	DT4SBLH5724BBFL-117		
DT4	Series 2 Steel Front, Recessed Pull		
SB	Side Access Bookcase		
LH	Left Hand Access		
57	57" High		
24	24" Wide		
B	Box Drawer		
B	Box Drawer		
F	File Drawer		
L	Locking		
117	Soft Grey paint finish		
<u>Specification Information</u>			
For non-locking towers, deduct as follows from the list price for each unit: Deduct \$30 for (1) lock unit, \$60 for (2) lock unit, and \$75 for a (3) lock unit. Substitute the "L" suffix with an "N" within the pattern number to designate a non-locking unit, example (DT4SLH6424BBFLN)			
"M" drawers consisting of a box drawer body with a file drawer head are available by substituting any two "B" or any one "F" character within the pattern number, example (DT4SLH6424MFN). Multiple "M" drawers may be specified providing they equal the total modules available.		Hanging rails and other accessories are not included and must be ordered separately. Hanging rails are included with 24" and 30" wide lateral drawers only. (See Tower Accessories for pricing and order entry information)	Dimensions under, w, d and h are actual to the nearest 1/16"
A 6" drawer, behind a cupboard door is available by adding the numeral 1 to the end of the pattern number, example (DT4SLH6424BBFL1)		Half depth adjustable shelves and coat hooks may be ordered separately allowing the cupboard and wardrobe area of the 15", 24" and 30" wide towers to support binders as well as shorter coats. (See Tower Accessories for pricing and order entry information)	50", 57" and 64" Tower Internal Dimensions
Note: 6" drawer behind doors are not available within the wardrobe portion of towers. Drawers behind doors are painted black.		<ul style="list-style-type: none">15" w Side Access and Display towers include (1) lock.Single door towers, double door towers, 24" w and 30" w Side Access and Display towers include (2) locks. (Except full-height doors which include (1) lock)Front Access (only) towers with wardrobe include (3) locks. (Except full-height doors with wardrobe which include (2) locks)	<ul style="list-style-type: none">Box and M drawer height: 4 5/16"Box and M drawer width: 12 1/16"Box and M drawer depth: 18 3/8"File drawer height: 9 1/4"File drawer width: 12 1/16"File drawer depth: 18 3/8"Wide drawer height: 9 9/16"Wide drawer width: 20 3/4"Wide drawer depth: 22 7/8"
			Note: All towers are configured from the top down with standard combinations of box and file drawers.
			Note: Drawer behind door list pricing is as follows: 1= \$255
			Note: Series 2 Steel front doors are standard without a handle. Handles may be ordered for cupboard doors as a special.

Storage Towers Steel Front - Recessed Pull

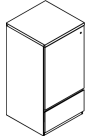
24" Wide Storage Towers

50" High

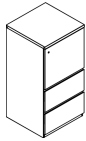
Series 2 Storage

Series 2 Dividends Front Storage

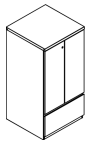
description	type	w	d	h	lock	pattern no.	P1	P2	P3
50" High Single Door tower with wide drawer (left hand shown)	left hand	23 ⁷ / ₈ "	23 ¹ / ₂ "	48 ⁵ / ₁₆ "	Y	DT4SLH5024WL	\$1,773.	\$2,041.	\$2,132.
	right hand	23 ⁷ / ₈ "	23 ¹ / ₂ "	48 ⁵ / ₁₆ "	Y	DT4SRH5024WL	1,773.	2,041.	2,132.



50" High Single Door tower with two wide drawers (left hand shown)	left hand	23 ⁷ / ₈ "	23 ¹ / ₂ "	48 ⁵ / ₁₆ "	Y	DT4SLH5024WWL	2,067.	2,380.	2,485.
	right hand	23 ⁷ / ₈ "	23 ¹ / ₂ "	48 ⁵ / ₁₆ "	Y	DT4SRH5024WWL	2,067.	2,380.	2,485.



50" High Double Door tower with one wide drawer		23 ⁷ / ₈ "	23 ¹ / ₂ "	48 ⁵ / ₁₆ "	Y	DT4D5024WL	2,188.	2,514.	2,624.
---	--	----------------------------------	----------------------------------	-----------------------------------	---	-------------------	--------	--------	--------



24" and 30" wide double door cabinets may be ordered with a grommet option located in the back of the case by adding a "G" between the 4th and 5th character of the pattern number, example (DT4DG6424WL). Add \$100 list for this option. **Note**, by adding a "G" option, the cabinet will also receive AV hinged doors.

Order Code		Application Notes	Critical Dimensions
Example: DT4SBLH5024BBFL-117			Dimensions under, w , d and h are actual to the nearest ¹ / ₁₆ "
DT4	Series 2 Steel Front, Recessed Pull	Hanging rails and other accessories are not included and must be ordered separately. Hanging rails are included with 24" and 30" wide lateral drawers only. (See <i>Tower Accessories for pricing and order entry information</i>)	50", 57" and 64" Tower Internal Dimensions
SB	Side Access Bookcase		<ul style="list-style-type: none"> Box and M drawer height: 4 ³/₁₆" Box and M drawer width: 12 ¹/₁₆" Box and M drawer depth: 18 ³/₈" File drawer height: 9 ¹/₄" File drawer width: 12 ¹/₁₆" File drawer depth: 18 ³/₈" Wide drawer height: 9 ⁷/₁₆" Wide drawer width: 20 ³/₄" Wide drawer depth: 22 ⁷/₈"
LH	Left Hand Access		
50	50" High		
24	24" Wide	Half depth adjustable shelves and coat hooks may be ordered separately allowing the cupboard and wardrobe area of the 15", 24" and 30" wide towers to support binders as well as shorter coats. (See <i>Tower Accessories for pricing and order entry information</i>)	
B	Box Drawer		
B	Box Drawer		
F	File Drawer		
L	Locking		
117	Soft Grey paint finish		

Specification Information

For non-locking towers, deduct as follows from the list price for each unit: Deduct \$30 for (1) lock unit, \$60 for (2) lock unit, and \$75 for a (3) lock unit. Substitute the "L" suffix with an "N" within the pattern number to designate a non-locking unit, example (DT4SLH6424BBFN)

"M" drawers consisting of a box drawer body with a file drawer head are available by substituting any two "B" or any one "F" character within the pattern number, example (DT4SLH6424MFN). Multiple "M" drawers may be specified providing they equal the total modules available.

A 6" drawer, behind a cupboard door is available by adding the numeral 1 to the end of the pattern number, example (DT4SLH6424BBFL1)

Note: 6" drawer behind doors are not available within the wardrobe portion of towers. Drawers behind doors are painted black.

- 15" w Side Access and Display towers include (1) lock.
- Single door towers, double door towers, 24" w and 30" w Side Access and Display towers include (2) locks. (Except full-height doors which include (1) lock)
- Front Access (only) towers with wardrobe include (3) locks. (Except full-height doors with wardrobe which include (2) locks)

Note: All towers are configured from the top down with standard combinations of box and file drawers.

Note: Drawer behind door list pricing is as follows: 1= \$255

Note: Series 2 Steel front doors are standard without a handle. Handles may be ordered for cupboard doors as a special.

Storage Towers Steel Front - Recessed Pull

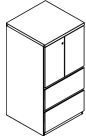
24" Wide Storage Towers

50" High

Series 2 Storage

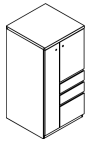
description	type	w	d	h	lock	pattern no.	P1	P2	P3
-------------	------	---	---	---	------	-------------	----	----	----

50" High Double Door tower with two wide drawers

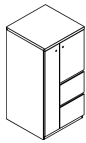


24" and 30" wide double door cabinets may be ordered with a grommet option located in the back of the case by adding a "G" between the 4th and 5th character of the pattern number, example (DT4D**G**6424WL). Add \$100 list for this option. **Note**, by adding a "G" option, the cabinet will also receive AV hinged doors.

50" High tower with two box and one file drawer and door and wardrobe (left hand shown)	left hand	23 7/8"	23 1/2"	48 5/16"	Y	DT4WSLH5024BBFL	2,375.	2,732.	2,847.
	right hand	23 7/8"	23 1/2"	48 5/16"	Y	DT4WSRH5024BBFL	2,375.	2,732.	2,847.



50" High tower with two file drawers and door and wardrobe (left hand shown)	left hand	23 7/8"	23 1/2"	48 5/16"	Y	DT4WSLH5024FFL	2,134.	2,452.	2,559.
	right hand	23 7/8"	23 1/2"	48 5/16"	Y	DT4WSRH5024FFL	2,134.	2,452.	2,559.



Order Code	Application Notes		Critical Dimensions
Example: DT4SBLH5024BBFL-117	Hanging rails and other accessories are not included and must be ordered separately. Hanging rails are included with 24" and 30" wide lateral drawers only. (See Tower Accessories for pricing and order entry information)		Dimensions under, w , d and h are actual to the nearest 1/16"
DT4	Series 2 Steel Front, Recessed Pull	Half depth adjustable shelves and coat hooks may be ordered separately allowing the cupboard and wardrobe area of the 15", 24" and 30" wide towers to support binders as well as shorter coats. (See Tower Accessories for pricing and order entry information)	50", 57" and 64" Tower Internal Dimensions
SB	Side Access Bookcase		<ul style="list-style-type: none">Box and M drawer height: 4 5/16"Box and M drawer width: 12 1/16"Box and M drawer depth: 18 3/8"File drawer height: 9 1/4"File drawer width: 12 1/16"File drawer depth: 18 3/8"Wide drawer height: 9 7/16"Wide drawer width: 20 3/4"Wide drawer depth: 22 7/8"
LH	Left Hand Access		
50	50" High		
24	24" Wide		
B	Box Drawer		
B	Box Drawer		
F	File Drawer		
L	Locking		
117	Soft Grey paint finish		

Specification Information

For non-locking towers, deduct as follows from the list price for each unit: Deduct \$30 for (1) lock unit, \$60 for (2) lock unit, and \$75 for a (3) lock unit. Substitute the "L" suffix with an "N" within the pattern number to designate a non-locking unit, example (DT4SLH6424BB**FN**)

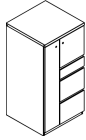
Storage Towers Steel Front - Recessed Pull

24" Wide Storage Towers

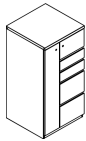
50" High

Series 2 Storage

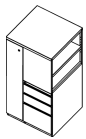
description	type	w	d	h	lock	pattern no.	P1	P2	P3
50" High tower with one box and two file drawers and door and wardrobe (left hand shown)	left hand	23 ⁷ / ₈ "	23 ¹ / ₂ "	48 ⁵ / ₁₆ "	Y	DT4WSLH5024BBFFL	\$2,485.	\$2,857.	\$2,982.
	right hand	23 ⁷ / ₈ "	23 ¹ / ₂ "	48 ⁵ / ₁₆ "	Y	DT4WSRH5024BBFFL	2,485.	2,857.	2,982.



50" High tower with two box and two file drawers and door and wardrobe (left hand shown)	left hand	23 ⁷ / ₈ "	23 ¹ / ₂ "	48 ⁵ / ₁₆ "	Y	DT4WSLH5024BBFFL	2,727.	3,137.	3,272.
	right hand	23 ⁷ / ₈ "	23 ¹ / ₂ "	48 ⁵ / ₁₆ "	Y	DT4WSRH5024BBFFL	2,727.	3,137.	3,272.



50" High Side Access Bookcase with two box and one file drawer with wardrobe (left hand shown)	left hand	23 ⁷ / ₈ "	23 ¹ / ₂ "	48 ⁵ / ₁₆ "	Y	DT4WSBLH5024BBFFL	2,595.	2,987.	3,118.
	right hand	23 ⁷ / ₈ "	23 ¹ / ₂ "	48 ⁵ / ₁₆ "	Y	DT4WSBRH5024BBFFL	2,595.	2,987.	3,118.



Order Code		Application Notes	Critical Dimensions
Example: DT4SBLH5024BBFL-117			Dimensions under, w , d and h are actual to the nearest 1/16"
DT4	Series 2 Steel Front, Recessed Pull	Hanging rails and other accessories are not included and must be ordered separately. Hanging rails are included with 24" and 30" wide lateral drawers only. (See <i>Tower Accessories for pricing and order entry information</i>)	50", 57" and 64" Tower Internal Dimensions
SB	Side Access Bookcase		<ul style="list-style-type: none"> Box and M drawer height: 4³/₁₆" Box and M drawer width: 12¹/₁₆" Box and M drawer depth: 18³/₈" File drawer height: 9¹/₄" File drawer width: 12¹/₁₆" File drawer depth: 18³/₈" Wide drawer height: 9⁷/₁₆" Wide drawer width: 20³/₄" Wide drawer depth: 22⁷/₈"
LH	Left Hand Access		
50	50" High		
24	24" Wide	Half depth adjustable shelves and coat hooks may be ordered separately allowing the cupboard and wardrobe area of the 15", 24" and 30" wide towers to support binders as well as shorter coats. (See <i>Tower Accessories for pricing and order entry information</i>)	
B	Box Drawer		
B	Box Drawer		
F	File Drawer		
L	Locking		
117	Soft Grey paint finish		

Specification Information

For non-locking towers, deduct as follows from the list price for each unit: Deduct \$30 for (1) lock unit, \$60 for (2) lock unit, and \$75 for a (3) lock unit. Substitute the "L" suffix with an "N" within the pattern number to designate a non-locking unit, example (DT4SLH6424BBFN)

"M" drawers consisting of a box drawer body with a file drawer head are available by substituting any two "B" or any one "F" character within the pattern number, example (DT4SLH6424MFN). Multiple "M" drawers may be specified providing they equal the total modules available.

A 6" drawer, behind a cupboard door is available by adding the numeral 1 to the end of the pattern number, example (DT4SLH6424BBFL1)

Note: 6" drawer behind doors are not available within the wardrobe portion of towers. Drawers behind doors are painted black.

- 15" Side Access and Display towers include (1) lock.
- Single door towers, double door towers, 24"w and 30"w Side Access and Display towers include (2) locks. (Except full-height doors which include (1) lock)
- Front Access (only) towers with wardrobe include (3) locks. (Except full-height doors with wardrobe which include (2) locks)

Note: All towers are configured from the top down with standard combinations of box and file drawers.

Note: Drawer behind door list pricing is as follows: 1= \$255

Note: Series 2 Steel front doors are standard without a handle. Handles may be ordered for cupboard doors as a special.

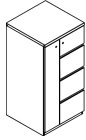
Storage Towers Steel Front - Recessed Pull

24" Wide Storage Towers

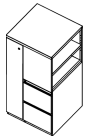
50" High

Series 2 Storage

description	type	w	d	h	lock	pattern no.	P1	P2	P3
50" High tower with three file drawers and door and wardrobe (left hand shown)	left hand	23 ⁷ / ₈ "	23 ¹ / ₂ "	48 ⁵ / ₁₆ "	Y	DT4WSLH5024FFFL	\$2,498.	\$2,871.	\$2,995.
	right hand	23 ⁷ / ₈ "	23 ¹ / ₂ "	48 ⁵ / ₁₆ "	Y	DT4WSRH5024FFFL	2,498.	2,871.	2,995.



50" High Side Access Bookcase with two file drawers with wardrobe (left hand shown)	left hand	23 ⁷ / ₈ "	23 ¹ / ₂ "	48 ⁵ / ₁₆ "	Y	DT4WSBLH5024FFL	2,498.	2,871.	2,995.
	right hand	23 ⁷ / ₈ "	23 ¹ / ₂ "	48 ⁵ / ₁₆ "	Y	DT4WSBRH5024FFL	2,498.	2,871.	2,995.



Order Code		Application Notes	Critical Dimensions
Example: DT4SBLH5024BBFL-117			Dimensions under, w , d and h are actual to the nearest ¹ / ₁₆ "
DT4	Series 2 Steel Front, Recessed Pull	Hanging rails and other accessories are not included and must be ordered separately. Hanging rails are included with 24" and 30" wide lateral drawers only. (See <i>Tower Accessories for pricing and order entry information</i>)	50", 57" and 64" Tower Internal Dimensions
SB	Side Access Bookcase		<ul style="list-style-type: none"> Box and M drawer height: 4³/₁₆" Box and M drawer width: 12¹/₁₆" Box and M drawer depth: 18³/₈" File drawer height: 9¹/₄" File drawer width: 12¹/₁₆" File drawer depth: 18³/₈" Wide drawer height: 9⁷/₁₆" Wide drawer width: 20³/₄" Wide drawer depth: 22⁷/₈"
LH	Left Hand Access		
50	50" High		
24	24" Wide	Half depth adjustable shelves and coat hooks may be ordered separately allowing the cupboard and wardrobe area of the 15", 24" and 30" wide towers to support binders as well as shorter coats. (See <i>Tower Accessories for pricing and order entry information</i>)	
B	Box Drawer		
B	Box Drawer		
F	File Drawer		
L	Locking		
117	Soft Grey paint finish		

Specification Information

For non-locking towers, deduct as follows from the list price for each unit: Deduct \$30 for (1) lock unit, \$60 for (2) lock unit, and \$75 for a (3) lock unit. Substitute the "L" suffix with an "N" within the pattern number to designate a non-locking unit, example (DT4SLH6424BBFN)

"M" drawers consisting of a box drawer body with a file drawer head are available by substituting any two "B" or any one "F" character within the pattern number, example (DT4SLH6424MFN). Multiple "M" drawers may be specified providing they equal the total modules available.

A 6" drawer, behind a cupboard door is available by adding the numeral 1 to the end of the pattern number, example (DT4SLH6424BBFL1)

Note: 6" drawer behind doors are not available within the wardrobe portion of towers. Drawers behind doors are painted black.

- 15" w Side Access and Display towers include (1) lock.
- Single door towers, double door towers, 24" w and 30" w Side Access and Display towers include (2) locks. (Except full-height doors which include (1) lock)
- Front Access (only) towers with wardrobe include (3) locks. (Except full-height doors with wardrobe which include (2) locks)

Note: All towers are configured from the top down with standard combinations of box and file drawers.

Note: Drawer behind door list pricing is as follows: 1= \$255

Note: Series 2 Steel front doors are standard without a handle. Handles may be ordered for cupboard doors as a special.

Storage Towers Steel Front - Recessed Pull

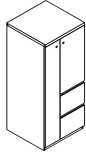
24" Wide Storage Towers

57" High

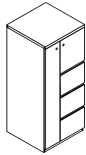
Series 2 Storage

Series 2 Dividends Front Storage

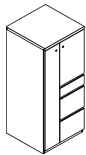
description	type	w	d	h	lock	pattern no.	P1	P2	P3
57" High tower with two file drawers and door and wardrobe (left hand shown)	left hand	23 7/8"	23 1/2"	56 3/16"	Y	DT4WSLH5724FFFL	\$2,201.	\$2,531.	\$2,640.
	right hand	23 7/8"	23 1/2"	56 3/16"	Y	DT4WSRH5724FFFL	2,201.	2,531.	2,640.



57" High tower with three file drawers and door and wardrobe (left hand shown)	left hand	23 7/8"	23 1/2"	56 3/16"	Y	DT4WSLH5724FFFL	2,557.	2,941.	3,067.
	right hand	23 7/8"	23 1/2"	56 3/16"	Y	DT4WSRH5724FFFL	2,557.	2,941.	3,067.



57" High tower with one box and two file drawers and door and wardrobe (left hand shown)	left hand	23 7/8"	23 1/2"	56 3/16"	Y	DT4WSLH5724BFFL	2,593.	2,985.	3,112.
	right hand	23 7/8"	23 1/2"	56 3/16"	Y	DT4WSRH5724BFFL	2,593.	2,985.	3,112.



Order Code	Application Notes	Critical Dimensions
Example: DT4SBLH5724BBFL-117		
DT4	Series 2 Steel Front, Recessed Pull	
SB	Side Access Bookcase	
LH	Left Hand Access	
57	57" High	
24	24" Wide	
B	Box Drawer	
B	Box Drawer	
F	File Drawer	
L	Locking	
117	Soft Grey paint finish	
Specification Information		
<p>For non-locking towers, deduct as follows from the list price for each unit: Deduct \$30 for (1) lock unit, \$60 for (2) lock unit, and \$75 for a (3) lock unit. Substitute the “L” suffix with an “N” within the pattern number to designate a non-locking unit, example (DT4SLH6424BBFN)</p>		
<p>“M” drawers consisting of a box drawer body with a file drawer head are available by substituting any two “B” or any one “F” character within the pattern number, example (DT4SLH6424MFN). Multiple “M” drawers may be specified providing they equal the total modules available.</p> <p>A 6" drawer, behind a cupboard door is available by adding the numeral 1 to the end of the pattern number, example (DT4SLH6424BBFL1)</p> <p>Note: 6" drawer behind doors are not available within the wardrobe portion of towers. Drawers behind doors are painted black.</p>		
<p>Hanging rails and other accessories are not included and must be ordered separately. Hanging rails are included with 24" and 30" wide lateral drawers only. (<i>See Tower Accessories for pricing and order entry information</i>)</p> <p>Half depth adjustable shelves and coat hooks may be ordered separately allowing the cupboard and wardrobe area of the 15", 24" and 30" wide towers to support binders as well as shorter coats. (<i>See Tower Accessories for pricing and order entry information</i>)</p> <ul style="list-style-type: none">• 15" w Side Access and Display towers include (1) lock.• Single door towers, double door towers, 24" w and 30" w Side Access and Display towers include (2) locks. (Except full-height doors which include (1) lock)• Front Access (only) towers with wardrobe include (3) locks. (Except full-height doors with wardrobe which include (2) locks)		
<p>Dimensions under, w, d and h are actual to the nearest 1/16"</p> <p>50", 57" and 64" Tower Internal Dimensions</p> <ul style="list-style-type: none">• Box and M drawer height: 4 5/16"• Box and M drawer width: 12 1/16"• Box and M drawer depth: 18 3/8"• File drawer height: 9 1/4"• File drawer width: 12 1/16"• File drawer depth: 18 3/8"• Wide drawer height: 9 7/16"• Wide drawer width: 20 3/4"• Wide drawer depth: 22 7/8" <p>Note: All towers are configured from the top down with standard combinations of box and file drawers.</p> <p>Note: Drawer behind door list pricing is as follows: 1= \$255</p> <p><i>Note: Series 2 Steel front doors are standard without a handle. Handles may be ordered for cupboard doors as a special.</i></p>		

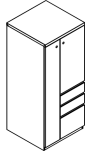
Storage Towers Steel Front - Recessed Pull

24" Wide Storage Towers

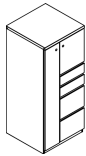
57" High

Series 2 Storage

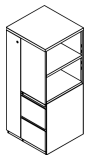
description	type	w	d	h	lock	pattern no.	P1	P2	P3
57" High tower with two box and one file drawer and door and wardrobe (left hand shown)	left hand	23 7/8"	23 1/2"	56 3/16"	Y	DT4WSLH5724BBFL	\$2,460.	\$2,828.	\$2,951.
	right hand	23 7/8"	23 1/2"	56 3/16"	Y	DT4WSRH5724BBFL	2,460.	2,828.	2,951.



57" High tower with two box and two file drawers and door and wardrobe (left hand shown)	left hand	23 7/8"	23 1/2"	56 3/16"	Y	DT4WSLH5724BBFFL	2,785.	3,202.	3,337.
	right hand	23 7/8"	23 1/2"	56 3/16"	Y	DT4WSRH5724BBFFL	2,785.	3,202.	3,337.



57" High Side Access Bookcase with two file drawers with wardrobe (left hand shown)	left hand	23 7/8"	23 1/2"	56 3/16"	Y	DT4WSBLH5724FFL	2,602.	2,992.	3,121.
	right hand	23 7/8"	23 1/2"	56 3/16"	Y	DT4WSBRH5724FFL	2,602.	2,992.	3,121.



Order Code	Application Notes	Critical Dimensions
Example: DT4SBLH5724BBFL-117		
DT4	Series 2 Steel Front, Recessed Pull	
SB	Side Access Bookcase	
LH	Left Hand Access	
57	57" High	
24	24" Wide	
B	Box Drawer	
B	Box Drawer	
F	File Drawer	
L	Locking	
117	Soft Grey paint finish	
Specification Information		
<p>For non-locking towers, deduct as follows from the list price for each unit: Deduct \$30 for (1) lock unit, \$60 for (2) lock unit, and \$75 for a (3) lock unit. Substitute the “L” suffix with an “N” within the pattern number to designate a non-locking unit, example (DT4SLH6424BBFN)</p>		
<p>“M” drawers consisting of a box drawer body with a file drawer head are available by substituting any two “B” or any one “F” character within the pattern number, example (DT4SLH6424MFN). Multiple “M” drawers may be specified providing they equal the total modules available.</p> <p>A 6" drawer, behind a cupboard door is available by adding the numeral 1 to the end of the pattern number, example (DT4SLH6424BBFL1)</p> <p>Note: 6" drawer behind doors are not available within the wardrobe portion of towers. Drawers behind doors are painted black.</p>		
<p>Hanging rails and other accessories are not included and must be ordered separately. Hanging rails are included with 24" and 30" wide lateral drawers only. (<i>See Tower Accessories for pricing and order entry information</i>)</p> <p>Half depth adjustable shelves and coat hooks may be ordered separately allowing the cupboard and wardrobe area of the 15", 24" and 30" wide towers to support binders as well as shorter coats. (<i>See Tower Accessories for pricing and order entry information</i>)</p> <ul style="list-style-type: none">• 15" w Side Access and Display towers include (1) lock.• Single door towers, double door towers, 24" w and 30" w Side Access and Display towers include (2) locks. (Except full-height doors which include (1) lock)• Front Access (only) towers with wardrobe include (3) locks. (Except full-height doors with wardrobe which include (2) locks)		
<p>Dimensions under, w, d and h are actual to the nearest 1/16"</p> <p>50", 57" and 64" Tower Internal Dimensions</p> <ul style="list-style-type: none">• Box and M drawer height: 4 5/16"• Box and M drawer width: 12 1/16"• Box and M drawer depth: 18 3/8"• File drawer height: 9 1/4"• File drawer width: 12 1/16"• File drawer depth: 18 3/8"• Wide drawer height: 9 7/16"• Wide drawer width: 20 3/4"• Wide drawer depth: 22 7/8" <p>Note: All towers are configured from the top down with standard combinations of box and file drawers.</p> <p>Note: Drawer behind door list pricing is as follows: 1= \$255</p> <p><i>Note: Series 2 Steel front doors are standard without a handle. Handles may be ordered for cupboard doors as a special.</i></p>		

Storage Towers Steel Front - Recessed Pull

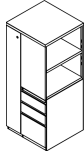
24" Wide Storage Towers

57" High

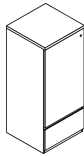
Series 2 Storage

Series 2 Dividends Front Storage

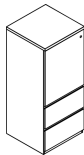
description	type	w	d	h	lock	pattern no.	P1	P2	P3
57" High Side Access Bookcase with two box and one file drawer with wardrobe (left hand shown)	left hand	23 ⁷ / ₈ "	23 ¹ / ₂ "	56 ³ / ₁₆ "	Y	DT4WSBLH5724BBFL	\$2,698.	\$3,104.	\$3,239.
	right hand	23 ⁷ / ₈ "	23 ¹ / ₂ "	56 ³ / ₁₆ "	Y	DT4WSBRH5724BBFL	2,698.	3,104.	3,239.



57" High Single Door tower with wide drawer (left hand shown)	left hand	23 ⁷ / ₈ "	23 ¹ / ₂ "	56 ³ / ₁₆ "	Y	DT4SLH5724WL	1,834.	2,107.	2,199.
	right hand	23 ⁷ / ₈ "	23 ¹ / ₂ "	56 ³ / ₁₆ "	Y	DT4SRH5724WL	1,834.	2,107.	2,199.



57" High Single Door tower with two wide drawers (left hand shown)	left hand	23 ⁷ / ₈ "	23 ¹ / ₂ "	56 ³ / ₁₆ "	Y	DT4SLH5724WWL	2,145.	2,467.	2,574.
	right hand	23 ⁷ / ₈ "	23 ¹ / ₂ "	56 ³ / ₁₆ "	Y	DT4SRH5724WWL	2,145.	2,467.	2,574.



Order Code	Application Notes	Critical Dimensions
Example: DT4SBLH5724BBFL-117		
DT4	Series 2 Steel Front, Recessed Pull	
SB	Side Access Bookcase	
LH	Left Hand Access	
57	57" High	
24	24" Wide	
B	Box Drawer	
B	Box Drawer	
F	File Drawer	
L	Locking	
117	Soft Grey paint finish	
Specification Information		
For non-locking towers, deduct as follows from the list price for each unit: Deduct \$30 for (1) lock unit, \$60 for (2) lock unit, and \$75 for a (3) lock unit. Substitute the "L" suffix with an "N" within the pattern number to designate a non-locking unit, example (DT4SLH6424BBFN)		
"M" drawers consisting of a box drawer body with a file drawer head are available by substituting any two "B" or any one "F" character within the pattern number, example (DT4SLH6424MFN). Multiple "M" drawers may be specified providing they equal the total modules available.		
A 6" drawer, behind a cupboard door is available by adding the numeral 1 to the end of the pattern number, example (DT4SLH6424BBFL1)		
Note: 6" drawer behind doors are not available within the wardrobe portion of towers. Drawers behind doors are painted black.		
Hanging rails and other accessories are not included and must be ordered separately. Hanging rails are included with 24" and 30" wide lateral drawers only. (<i>See Tower Accessories for pricing and order entry information</i>)		
Half depth adjustable shelves and coat hooks may be ordered separately allowing the cupboard and wardrobe area of the 15", 24" and 30" wide towers to support binders as well as shorter coats. (<i>See Tower Accessories for pricing and order entry information</i>)		
<ul style="list-style-type: none">15" w Side Access and Display towers include (1) lock.Single door towers, double door towers, 24" w and 30" w Side Access and Display towers include (2) locks. (Except full-height doors which include (1) lock)Front Access (only) towers with wardrobe include (3) locks. (Except full-height doors with wardrobe which include (2) locks)		
Dimensions under, w , d and h are actual to the nearest 1/16"		
50", 57" and 64" Tower Internal Dimensions		
<ul style="list-style-type: none">Box and M drawer height: 4 5/16"Box and M drawer width: 12 1/16"Box and M drawer depth: 18 3/8"File drawer height: 9 1/4"File drawer width: 12 1/16"File drawer depth: 18 3/8"Wide drawer height: 9 7/16"Wide drawer width: 20 3/4"Wide drawer depth: 22 7/8"		
Note: All towers are configured from the top down with standard combinations of box and file drawers.		
Note: Drawer behind door list pricing is as follows: 1= \$255		
<i>Note: Series 2 Steel front doors are standard without a handle. Handles may be ordered for cupboard doors as a special.</i>		

Storage Towers Steel Front - Recessed Pull

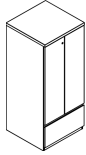
24" Wide Storage Towers

57" High

Series 2 Storage

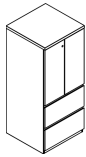
description	type	w	d	h	lock	pattern no.	P1	P2	P3
-------------	------	---	---	---	------	-------------	----	----	----

57" High Double Door tower with one wide drawer



24" and 30" wide double door cabinets may be ordered with a grommet option located in the back of the case by adding a "G" between the 4th and 5th character of the pattern number, example (DT4DG5724WL). Add \$100 list for this option. **Note**, by adding a "G" option, the cabinet will also receive AV hinged doors.

57" High Double Door tower with two wide drawers



24" and 30" wide double door cabinets may be ordered with a grommet option located in the back of the case by adding a "G" between the 4th and 5th character of the pattern number, example (DT4DG5724WL). Add \$100 list for this option. **Note**, by adding a "G" option, the cabinet will also receive AV hinged doors.

Order Code

Example:	DT4SBLH5724BBFL-117
DT4	Series 2 Steel Front, Recessed Pull
SB	Side Access Bookcase
LH	Left Hand Access
57	57" High
24	24" Wide
B	Box Drawer
B	Box Drawer
F	File Drawer
L	Locking
117	Soft Grey paint finish

Specification Information

For non-locking towers, deduct as follows from the list price for each unit: Deduct \$30 for (1) lock unit, \$60 for (2) lock unit, and \$75 for a (3) lock unit. Substitute the "L" suffix with an "N" within the pattern number to designate a non-locking unit, example (DT4SLH6424BBFN)

"M" drawers consisting of a box drawer body with a file drawer head are available by substituting any two "B" or any one "F" character within the pattern number, example (DT4SLH6424MFN). Multiple "M" drawers may be specified providing they equal the total modules available.

A 6" drawer, behind a cupboard door is available by adding the numeral 1 to the end of the pattern number, example (DT4SLH6424BBFL1)

Note: 6" drawer behind doors are not available within the wardrobe portion of towers. Drawers behind doors are painted black.

Application Notes

Hanging rails and other accessories are not included and must be ordered separately. Hanging rails are included with 24" and 30" wide lateral drawers only. (See *Tower Accessories for pricing and order entry information*)

Half depth adjustable shelves and coat hooks may be ordered separately allowing the cupboard and wardrobe area of the 15", 24" and 30" wide towers to support binders as well as shorter coats. (See *Tower Accessories for pricing and order entry information*)

- 15" w Side Access and Display towers include (1) lock.
- Single door towers, double door towers, 24" w and 30" w Side Access and Display towers include (2) locks. (Except full-height doors which include (1) lock)
- Front Access (only) towers with wardrobe include (3) locks. (Except full-height doors with wardrobe which include (2) locks)

Critical Dimensions

Dimensions under, **w**, **d** and **h** are actual to the nearest 1/16"

50", 57" and 64" Tower Internal Dimensions

- Box and M drawer height: 4 3/16"
- Box and M drawer width: 12 1/16"
- Box and M drawer depth: 18 3/8"
- File drawer height: 9 1/4"
- File drawer width: 12 1/16"
- File drawer depth: 18 3/8"
- Wide drawer height: 9 7/16"
- Wide drawer width: 20 3/4"
- Wide drawer depth: 22 7/8"

Note: All towers are configured from the top down with standard combinations of box and file drawers.

Note: Drawer behind door list pricing is as follows: 1= \$255

Note: Series 2 Steel front doors are standard without a handle. Handles may be ordered for cupboard doors as a special.

Storage Towers Steel Front - Recessed Pull

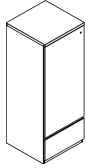
24" Wide Storage Towers

64" High

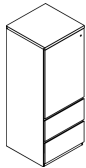
Series 2 Storage

Series 2 Dividends Front Storage

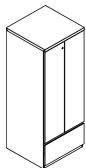
description	type	w	d	h	lock	pattern no.	P1	P2	P3
64" High Single Door tower with wide drawer (left hand shown)	left hand	23 ⁷ / ₈ "	23 ¹ / ₂ "	63 ⁵ / ₁₆ "	Y	DT4SLH6424WL	\$1,857.	\$2,137.	\$2,231.
	right hand	23 ⁷ / ₈ "	23 ¹ / ₂ "	63 ⁵ / ₁₆ "	Y	DT4SRH6424WL	1,857.	2,137.	2,231.



64" High Single Door tower with two wide drawers (left hand shown)	left hand	23 ⁷ / ₈ "	23 ¹ / ₂ "	63 ⁵ / ₁₆ "	Y	DT4SLH6424WWL	2,157.	2,479.	2,585.
	right hand	23 ⁷ / ₈ "	23 ¹ / ₂ "	63 ⁵ / ₁₆ "	Y	DT4SRH6424WWL	2,157.	2,479.	2,585.



64" High Double Door tower with one wide drawer		23 ⁷ / ₈ "	23 ¹ / ₂ "	63 ⁵ / ₁₆ "	Y	DT4D6424WL	2,274.	2,618.	2,733.
---	--	----------------------------------	----------------------------------	-----------------------------------	---	-------------------	--------	--------	--------



24" and 30" wide double door cabinets may be ordered with a grommet option located in the back of the case by adding a "G" between the 4th and 5th character of the pattern number, example (DT4DG6424WL). Add \$100 list for this option. **Note**, by adding a "G" option, the cabinet will also receive AV hinged doors.

Order Code	Application Notes		Critical Dimensions
Example: DT4SBLH6424BBFL-117			Dimensions under, w , d and h are actual to the nearest 1/16"
DT4	Series 2 Steel Front, Recessed Pull	Hanging rails and other accessories are not included and must be ordered separately. Hanging rails are included with 24" and 30" wide lateral drawers only. (See <i>Tower Accessories for pricing and order entry information</i>)	50", 57" and 64" Tower Internal Dimensions
SB	Side Access Bookcase		
LH	Left Hand Access		
64	64" High		
24	24" Wide		
B	Box Drawer	Half depth adjustable shelves and coat hooks may be ordered separately allowing the cupboard and wardrobe area of the 15", 24" and 30" wide towers to support binders as well as shorter coats. (See <i>Tower Accessories for pricing and order entry information</i>)	<ul style="list-style-type: none">• Box and M drawer height: 4⁵/₁₆"• Box and M drawer width: 12¹/₁₆"• Box and M drawer depth: 18³/₈"• File drawer height: 9¹/₄"• File drawer width: 12¹/₁₆"• File drawer depth: 18³/₈"• Wide drawer height: 9⁷/₁₆"• Wide drawer width: 20³/₄"• Wide drawer depth: 22⁷/₈"
B	Box Drawer		
F	File Drawer		
L	Locking		
117	Soft Grey paint finish		
<p>"M" drawers consisting of a box drawer body with a file drawer head are available by substituting any two "B" or any one "F" character within the pattern number, example (DT4SLH6424MFN). Multiple "M" drawers may be specified providing they equal the total modules available.</p> <p>A 6" drawer, behind a cupboard door is available by adding the numeral 1 to the end of the pattern number, example (DT4SLH6424BBFL1)</p> <p>Note: 6" drawer behind doors are</p>			

Specification Information

For non-locking towers, deduct as follows from the list price for each unit: Deduct \$30 for (1) lock unit, \$60 for (2) lock unit, and \$75 for a (3) lock unit. Substitute the "L" suffix with an "N" within the pattern number to designate a non-locking unit, example (DT4SLH6424BBFN)

Storage Towers Steel Front - Recessed Pull

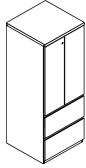
24" Wide Storage Towers

64" High

Series 2 Storage

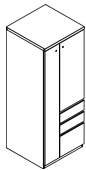
description	type	w	d	h	lock	pattern no.	P1	P2	P3
-------------	------	---	---	---	------	-------------	----	----	----

64" High Double Door tower with two wide drawers



24" and 30" wide double door cabinets may be ordered with a grommet option located in the back of the case by adding a "G" between the 4th and 5th character of the pattern number, example (DT4D**G**6424WL). Add \$100 list for this option. **Note**, by adding a "G" option, the cabinet will also receive AV hinged doors.

64" High tower with two box and one file drawer and door and wardrobe (left hand shown)	left hand	23 7/8"	23 1/2"	63 5/16"	Y	DT4WSLH6424BBFL	2,475.	2,847.	2,970.
	right hand	23 7/8"	23 1/2"	63 5/16"	Y	DT4WSRH6424BBFL	2,475.	2,847.	2,970.



Order Code		Application Notes	Critical Dimensions
Example: DT4SBLH6424BBFL-117			Dimensions under, w , d and h are actual to the nearest 1/16"
DT4	Series 2 Steel Front, Recessed Pull	Hanging rails and other accessories are not included and must be ordered separately. Hanging rails are included with 24" and 30" wide lateral drawers only. (<i>See Tower Accessories for pricing and order entry information</i>)	50", 57" and 64" Tower Internal Dimensions
SB	Side Access Bookcase		<ul style="list-style-type: none"> Box and M drawer height: 4 3/16" Box and M drawer width: 12 1/16" Box and M drawer depth: 18 3/8" File drawer height: 9 1/4" File drawer width: 12 1/16" File drawer depth: 18 3/8" Wide drawer height: 9 7/16" Wide drawer width: 20 3/4" Wide drawer depth: 22 7/8"
LH	Left Hand Access		
64	64" High		
24	24" Wide	Half depth adjustable shelves and coat hooks may be ordered separately allowing the cupboard and wardrobe area of the 15", 24" and 30" wide towers to support binders as well as shorter coats. (<i>See Tower Accessories for pricing and order entry information</i>)	
B	Box Drawer		
B	Box Drawer		
F	File Drawer		
L	Locking		
117	Soft Grey paint finish		

Specification Information

For non-locking towers, deduct as follows from the list price for each unit: Deduct \$30 for (1) lock unit, \$60 for (2) lock unit, and \$75 for a (3) lock unit. Substitute the "L" suffix with an "N" within the pattern number to designate a non-locking unit, example (DT4SLH6424BBFN)

"M" drawers consisting of a box drawer body with a file drawer head are available by substituting any two "B" or any one "F" character within the pattern number, example (DT4SLH6424MFN). Multiple "M" drawers may be specified providing they equal the total modules available.

A 6" drawer, behind a cupboard door is available by adding the numeral 1 to the end of the pattern number, example (DT4SLH6424BBFL1)

Note: 6" drawer behind doors are not available within the wardrobe portion of towers. Drawers behind doors are painted black.

- 15" w Side Access and Display towers include (1) lock.
- Single door towers, double door towers, 24" w and 30" w Side Access and Display towers include (2) locks. (Except full-height doors which include (1) lock)
- Front Access (only) towers with wardrobe include (3) locks. (Except full-height doors with wardrobe which include (2) locks)

Note: All towers are configured from the top down with standard combinations of box and file drawers.

Note: Drawer behind door list pricing is as follows: 1= \$255

Note: Series 2 Steel front doors are standard without a handle. Handles may be ordered for cupboard doors as a special.

Storage Towers Steel Front - Recessed Pull

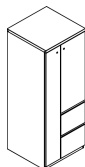
24" Wide Storage Towers

64" High

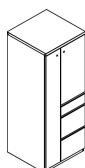
Series 2 Storage

Series 2 Dividends Front Storage

description	type	w	d	h	lock	pattern no.	P1	P2	P3
64" High tower with two file drawers and door and wardrobe (left hand shown)	left hand	23 ⁷ / ₈ "	23 ¹ / ₂ "	63 ⁵ / ₁₆ "	Y	DT4WSLH6424FFL	\$2,208.	\$2,541.	\$2,653.
	right hand	23 ⁷ / ₈ "	23 ¹ / ₂ "	63 ⁵ / ₁₆ "	Y	DT4WSRH6424FFL	2,208.	2,541.	2,653.



64" High tower with one box and two file drawers and door and wardrobe (left hand shown)	left hand	23 ⁷ / ₈ "	23 ¹ / ₂ "	63 ⁵ / ₁₆ "	Y	DT4WSLH6424BFFL	2,631.	3,026.	3,159.
	right hand	23 ⁷ / ₈ "	23 ¹ / ₂ "	63 ⁵ / ₁₆ "	Y	DT4WSRH6424BFFL	2,631.	3,026.	3,159.



Order Code		Application Notes	Critical Dimensions
Example:	DT4SBLH6424BBFL-117		
DT4	Series 2 Steel Front, Recessed Pull	Hanging rails and other accessories are not included and must be ordered separately. Hanging rails are included with 24" and 30" wide lateral drawers only. (<i>See Tower Accessories for pricing and order entry information</i>)	Dimensions under, w , d and h are actual to the nearest 1/16"
SB	Side Access Bookcase		
LH	Left Hand Access		
64	64" High		
24	24" Wide		
B	Box Drawer		
B	Box Drawer		
F	File Drawer		
L	Locking		
117	Soft Grey paint finish	Half depth adjustable shelves and coat hooks may be ordered separately allowing the cupboard and wardrobe area of the 15", 24" and 30" wide towers to support binders as well as shorter coats. (<i>See Tower Accessories for pricing and order entry information</i>)	
Specification Information		<ul style="list-style-type: none">15"w Side Access and Display towers include (1) lock.Single door towers, double door towers, 24"w and 30"w Side Access and Display towers include (2) locks. (Except full-height doors which include (1) lock)Front Access (only) towers with wardrobe include (3) locks. (Except full-height doors with wardrobe which include (2) locks)	
For non-locking towers, deduct as follows from the list price for each unit: Deduct \$30 for (1) lock unit, \$60 for (2) lock unit, and \$75 for a (3) lock unit. Substitute the "L" suffix with an "N" within the pattern number to designate a non-locking unit, example (DT4SLH6424BBFLN)			
			50", 57" and 64" Tower Internal Dimensions <ul style="list-style-type: none">Box and M drawer height: 4 3/16"Box and M drawer width: 12 1/16"Box and M drawer depth: 18 3/8"File drawer height: 9 1/4"File drawer width: 12 1/16"File drawer depth: 18 3/8"Wide drawer height: 9 7/16"Wide drawer width: 20 3/4"Wide drawer depth: 22 7/8"
			Note: All towers are configured from the top down with standard combinations of box and file drawers.
			Note: Drawer behind door list pricing is as follows: 1= \$255
			<i>Note: Series 2 Steel front doors are standard without a handle. Handles may be ordered for cupboard doors as a special.</i>

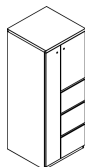
Storage Towers Steel Front - Recessed Pull

24" Wide Storage Towers

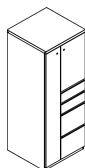
64" High

Series 2 Storage

description	type	w	d	h	lock	pattern no.	P1	P2	P3
64" High tower with three file drawers and door and wardrobe (left hand shown)	left hand	23 ⁷ / ₈ "	23 ¹ / ₂ "	63 ⁵ / ₁₆ "	Y	DT4WSLH6424FFFL	\$2,619.	\$3,010.	\$3,143.
	right hand	23 ⁷ / ₈ "	23 ¹ / ₂ "	63 ⁵ / ₁₆ "	Y	DT4WSRH6424FFFL	2,619.	3,010.	3,143.



64" High tower with two box and two file drawers and door and wardrobe (left hand shown)	left hand	23 ⁷ / ₈ "	23 ¹ / ₂ "	63 ⁵ / ₁₆ "	Y	DT4WSLH6424BBFFL	2,844.	3,271.	3,410.
	right hand	23 ⁷ / ₈ "	23 ¹ / ₂ "	63 ⁵ / ₁₆ "	Y	DT4WSRH6424BBFFL	2,844.	3,271.	3,410.



Order Code		Application Notes	Critical Dimensions
Example:	DT4SBLH6424BBFL-117		
DT4	Series 2 Steel Front, Recessed Pull		
SB	Side Access Bookcase		
LH	Left Hand Access		
64	64" High		
24	24" Wide		
B	Box Drawer		
B	Box Drawer		
F	File Drawer		
L	Locking		
117	Soft Grey paint finish		
<u>Specification Information</u>			
For non-locking towers, deduct as follows from the list price for each unit: Deduct \$30 for (1) lock unit, \$60 for (2) lock unit, and \$75 for a (3) lock unit. Substitute the "L" suffix with an "N" within the pattern number to designate a non-locking unit, example (DT4SLH6424BBFLN)			
"M" drawers consisting of a box drawer body with a file drawer head are available by substituting any two "B" or any one "F" character within the pattern number, example (DT4SLH6424MFN). Multiple "M" drawers may be specified providing they equal the total modules available.			
A 6" drawer, behind a cupboard door is available by adding the numeral 1 to the end of the pattern number, example (DT4SLH6424BBFL1)			
Note: 6" drawer behind doors are not available within the wardrobe portion of towers. Drawers behind doors are painted black.			
		Hanging rails and other accessories are not included and must be ordered separately. Hanging rails are included with 24" and 30" wide lateral drawers only. (See Tower Accessories for pricing and order entry information)	Dimensions under, w, d and h are actual to the nearest 1/16"
		Half depth adjustable shelves and coat hooks may be ordered separately allowing the cupboard and wardrobe area of the 15", 24" and 30" wide towers to support binders as well as shorter coats. (See Tower Accessories for pricing and order entry information)	50", 57" and 64" Tower Internal Dimensions
		<ul style="list-style-type: none">15" w Side Access and Display towers include (1) lock.Single door towers, double door towers, 24" w and 30" w Side Access and Display towers include (2) locks. (Except full-height doors which include (1) lock)Front Access (only) towers with wardrobe include (3) locks. (Except full-height doors with wardrobe which include (2) locks)	<ul style="list-style-type: none">Box and M drawer height: 4 3/16"Box and M drawer width: 12 1/16"Box and M drawer depth: 18 3/8"File drawer height: 9 1/4"File drawer width: 12 1/16"File drawer depth: 18 3/8"Wide drawer height: 9 9/16"Wide drawer width: 20 3/4"Wide drawer depth: 22 7/8"
			Note: All towers are configured from the top down with standard combinations of box and file drawers.
			Note: Drawer behind door list pricing is as follows: 1= \$255
			Note: Series 2 Steel front doors are standard without a handle. Handles may be ordered for cupboard doors as a special.

Storage Towers Steel Front - Recessed Pull

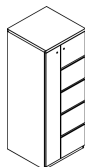
24" Wide Storage Towers

64" High

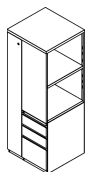
Series 2 Storage

Series 2 Dividends Front Storage

description	type	w	d	h	lock	pattern no.	P1	P2	P3
64" High tower with four file drawers and door and wardrobe (left hand shown)	left hand	23 7/8"	23 1/2"	63 5/16"	Y	DT4WSLH6424FFFFL	\$2,883.	\$3,315.	\$3,456.
	right hand	23 7/8"	23 1/2"	63 5/16"	Y	DT4WSRH6424FFFFL	2,883.	3,315.	3,456.



64" High Side Access Bookcase with two box and one file drawer with wardrobe (left hand shown)	left hand	23 7/8"	23 1/2"	63 5/16"	Y	DT4WSBLH6424BBFL	2,756.	3,168.	3,308.
	right hand	23 7/8"	23 1/2"	63 5/16"	Y	DT4WSBRH6424BBFL	2,756.	3,168.	3,308.



Order Code		Application Notes	Critical Dimensions
Example:	DT4SBLH6424BBFL-117		
DT4	Series 2 Steel Front, Recessed Pull	Hanging rails and other accessories are not included and must be ordered separately. Hanging rails are included with 24" and 30" wide lateral drawers only. (<i>See Tower Accessories for pricing and order entry information</i>) Half depth adjustable shelves and coat hooks may be ordered separately allowing the cupboard and wardrobe area of the 15", 24" and 30" wide towers to support binders as well as shorter coats. (<i>See Tower Accessories for pricing and order entry information</i>) <ul style="list-style-type: none">• 15" w Side Access and Display towers include (1) lock.• Single door towers, double door towers, 24" w and 30" w Side Access and Display towers include (2) locks. (Except full-height doors which include (1) lock)• Front Access (only) towers with wardrobe include (3) locks. (Except full-height doors with wardrobe which include (2) locks)	Dimensions under, w , d and h are actual to the nearest 1/16"
SB	Side Access Bookcase		50", 57" and 64" Tower Internal Dimensions <ul style="list-style-type: none">• Box and M drawer height: 4 5/16"• Box and M drawer width: 12 1/16"• Box and M drawer depth: 18 3/8"• File drawer height: 9 1/4"• File drawer width: 12 1/16"• File drawer depth: 18 3/8"• Wide drawer height: 9 9/16"• Wide drawer width: 20 3/4"• Wide drawer depth: 22 7/8"
LH	Left Hand Access		
64	64" High		
24	24" Wide		
B	Box Drawer		
B	Box Drawer		
F	File Drawer		
L	Locking		
117	Soft Grey paint finish		
<u>Specification Information</u>			Note: All towers are configured from the top down with standard combinations of box and file drawers. Note: Drawer behind door list pricing is as follows: 1= \$255 <i>Note: Series 2 Steel front doors are standard without a handle. Handles may be ordered for cupboard doors as a special.</i>
For non-locking towers, deduct as follows from the list price for each unit: Deduct \$30 for (1) lock unit, \$60 for (2) lock unit, and \$75 for a (3) lock unit. Substitute the "L" suffix with an "N" within the pattern number to designate a non-locking unit, example (DT4SLH6424BBFLN)			

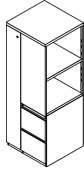
Storage Towers Steel Front - Recessed Pull

24" Wide Storage Towers

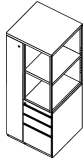
64" High

Series 2 Storage

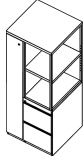
description	type	w	d	h	lock	pattern no.	P1	P2	P3
64" High Side Access Bookcase with two file drawers with wardrobe (left hand shown)	left hand	23 7/8"	23 1/2"	63 5/16"	Y	DT4WSBLH6424FFL	\$2,662.	\$3,063.	\$3,197.
	right hand	23 7/8"	23 1/2"	63 5/16"	Y	DT4WSBRH6424FFL	2,662.	3,063.	3,197.



64" High Display tower with two box and one file drawer and wardrobe (left hand shown)	left hand	23 7/8"	23 1/2"	63 5/16"	Y	DT4WBDLH6424BBFL	2,784.	3,202.	3,337.
	right hand	23 7/8"	23 1/2"	63 5/16"	Y	DT4WBDRH6424BBFL	2,784.	3,202.	3,337.



64" High Display tower with two file drawers and wardrobe (left hand shown)	left hand	23 7/8"	23 1/2"	63 5/16"	Y	DT4WBDLH6424FFL	2,686.	3,091.	3,224.
	right hand	23 7/8"	23 1/2"	63 5/16"	Y	DT4WBDRH6424FFL	2,686.	3,091.	3,224.



Order Code		Application Notes	Critical Dimensions
Example: DT4SBLH6424BBFL-117			Dimensions under, w , d and h are actual to the nearest 1/16"
DT4	Series 2 Steel Front, Recessed Pull	Hanging rails and other accessories are not included and must be ordered separately. Hanging rails are included with 24" and 30" wide lateral drawers only. (<i>See Tower Accessories for pricing and order entry information</i>)	50", 57" and 64" Tower Internal Dimensions
SB	Side Access Bookcase		<ul style="list-style-type: none"> Box and M drawer height: 4 5/16" Box and M drawer width: 12 1/16" Box and M drawer depth: 18 3/8" File drawer height: 9 1/4" File drawer width: 12 1/16" File drawer depth: 18 3/8" Wide drawer height: 9 7/16" Wide drawer width: 20 3/4" Wide drawer depth: 22 7/8"
LH	Left Hand Access		
64	64" High		
24	24" Wide	Half depth adjustable shelves and coat hooks may be ordered separately allowing the cupboard and wardrobe area of the 15", 24" and 30" wide towers to support binders as well as shorter coats. (<i>See Tower Accessories for pricing and order entry information</i>)	
B	Box Drawer		
B	Box Drawer		
F	File Drawer		
L	Locking		
117	Soft Grey paint finish		

Specification Information

For non-locking towers, deduct as follows from the list price for each unit: Deduct \$30 for (1) lock unit, \$60 for (2) lock unit, and \$75 for a (3) lock unit. Substitute the "L" suffix with an "N" within the pattern number to designate a non-locking unit, example (DT4SLH6424BBFN)

"M" drawers consisting of a box drawer body with a file drawer head are available by substituting any two "B" or any one "F" character within the pattern number, example (DT4SLH6424MFN). Multiple "M" drawers may be specified providing they equal the total modules available.

A 6" drawer, behind a cupboard door is available by adding the numeral 1 to the end of the pattern number, example (DT4SLH6424BBFL1)

Note: 6" drawer behind doors are not available within the wardrobe portion of towers. Drawers behind doors are painted black.

- 15" w Side Access and Display towers include (1) lock.
- Single door towers, double door towers, 24" w and 30" w Side Access and Display towers include (2) locks. (Except full-height doors which include (1) lock)
- Front Access (only) towers with wardrobe include (3) locks. (Except full-height doors with wardrobe which include (2) locks)

Note: All towers are configured from the top down with standard combinations of box and file drawers.

Note: Drawer behind door list pricing is as follows: 1= \$255

Note: Series 2 Steel front doors are standard without a handle. Handles may be ordered for cupboard doors as a special.

Storage Towers Steel Front - Recessed Pull

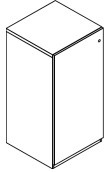
24" Wide Storage Towers - Full Height Door

50" High

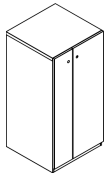
Series 2 Storage

Series 2 Dividends Front Storage

description	type	w	d	h	lock	pattern no.	P1	P2	P3
50" High tower with one single (Full height door)(Left hand shown)	left hand	23 7/8"	23 1/2"	48 3/16"	Y	DT4FSLH5024L	\$1,672.	\$1,936.	\$2,026.
	right hand	23 7/8"	23 1/2"	48 3/16"	Y	DT4FSRH5024L	1,672.	1,936.	2,026.



50" High tower with wardrobe/cabinet (Full height doors)(Left hand shown)	left hand	23 7/8"	23 1/2"	48 3/16"	Y	DT4FWSLH5024L	2,084.	2,411.	2,519.
	right hand	23 7/8"	23 1/2"	48 3/16"	Y	DT4FSRH5024L	2,084.	2,411.	2,519.



Order Code

Example:	DT4FSLH5024L- 117
DT4F	Series 2 Full Height Steel Door, Recessed Pull
S	Storage Door
LH	Left Hand Hinge
50	50" High
24	24" Wide
L	Locking
117	Soft Grey paint finish

Specification Information

For non-locking towers, deduct as follows from the list price for each unit: Deduct \$30 for (1) lock unit, \$60 for (2) lock unit, and \$75 for a (3) lock unit. Substitute the "L" suffix with an "N" within the pattern number to designate a non-locking unit, example (DT4SLH6424BBFN)

"M" drawers consisting of a box drawer body with a file drawer head are available by substituting any two "B" or any one "F" character within the pattern number, example (DT4SLH6424MFN). Multiple "M" drawers may be specified providing they equal the total modules available.

A 6" drawer, behind a cupboard door is available by adding the numeral 1 to the end of the pattern number, example (DT4SLH6424BBFL1)

Note: 6" drawer behind doors are not available within the wardrobe portion of towers. Drawers behind doors are painted black.

Note: Series 2 Steel front doors are standard without a handle. Handles may be ordered for cupboard doors as a special.

Application Notes

Hanging rails and other accessories are not included and must be ordered separately. Hanging rails are included with 24" and 30" wide lateral drawers only. (See *Tower Accessories for pricing and order entry information*)

Half depth adjustable shelves and coat hooks may be ordered separately allowing the cupboard and wardrobe area of the 15", 24" and 30" wide towers to support binders as well as shorter coats. (See *Tower Accessories for pricing and order entry information*)

- 15" w Side Access and Display towers include (1) lock.
- Single door towers, double door towers, 24" w and 30" w Side Access and Display towers include (2) locks. (Except full-height doors which include (1) lock)
- Front Access (only) towers with wardrobe include (3) locks. (Except full-height doors with wardrobe which include (2) locks)

Full height door towers are designed to compliment the aesthetic of Dividends Horizon storage components.

Add a "Y" to the end of the pattern number to specify a front color that is different than the case color. P3 pricing automatically applies for all colors when utilizing this option.

Critical Dimensions

Dimensions under, **w**, **d** and **h** are actual to the nearest 1/16"

50", 57" and 64" Tower Internal Dimensions

- Box and M drawer height: 4 3/16"
- Box and M drawer width: 12 1/16"
- Box and M drawer depth: 18 3/8"
- File drawer height: 9 1/4"
- File drawer width: 12 1/16"
- File drawer depth: 18 3/8"
- Wide drawer height: 9 7/16"
- Wide drawer width: 20 3/4"
- Wide drawer depth: 22 7/8"

Note: All towers are configured from the top down with standard combinations of box and file drawers.

Note: Drawer behind door list pricing is as follows: 1= \$255

Full height door towers (50"h and 57"h) include one fixed shelf and one adjustable shelf. 64"h full height door tower includes one fixed shelf and two adjustable shelves.

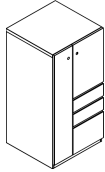
Storage Towers Steel Front - Recessed Pull

24" Wide Storage Towers - Full Height Door

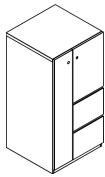
50" High

Series 2 Storage

description	type	w	d	h	lock	pattern no.	P1	P2	P3
50" High tower with two box and one file drawer, door, wardrobe (Left hand shown)	left hand	23 7/8"	23 1/2"	48 5/16"	Y	DT4FWSLH5024BBFL	\$2,407.	\$2,763.	\$2,883.
	right hand	23 7/8"	23 1/2"	48 5/16"	Y	DT4FWSRH5024BBFL	2,407.	2,763.	2,883.



50" High tower with two file drawers, door, wardrobe (Left hand shown)	left hand	23 7/8"	23 1/2"	48 5/16"	Y	DT4FWSLH5024FFL	2,168.	2,489.	2,593.
	right hand	23 7/8"	23 1/2"	48 5/16"	Y	DT4FWSRH5024FFL	2,168.	2,489.	2,593.



Order Code

Example:	DT4FSLH5024L- 117
DT4F	Series 2 Full Height Steel Door, Recessed Pull
S	Storage Door
LH	Left Hand Hinge
50	50" High
24	24" Wide
L	Locking
117	Soft Grey paint finish

Specification Information

For non-locking towers, deduct as follows from the list price for each unit: Deduct \$30 for (1) lock unit, \$60 for (2) lock unit, and \$75 for a (3) lock unit. Substitute the "L" suffix with an "N" within the pattern number to designate a non-locking unit, example (DT4SLH6424BBFN)

"M" drawers consisting of a box drawer body with a file drawer head are available by substituting any two "B" or any one "F" character within the pattern number, example (DT4SLH6424MFN). Multiple "M" drawers may be specified providing they equal the total modules available.

A 6" drawer, behind a cupboard door is available by adding the numeral 1 to the end of the pattern number, example (DT4SLH6424BBFL1)

Note: 6" drawer behind doors are not available within the wardrobe portion of towers. Drawers behind doors are painted black.

Note: Series 2 Steel front doors are standard without a handle. Handles may be ordered for cupboard doors as a special.

Application Notes

Hanging rails and other accessories are not included and must be ordered separately. Hanging rails are included with 24" and 30" wide lateral drawers only. (See *Tower Accessories for pricing and order entry information*)

Half depth adjustable shelves and coat hooks may be ordered separately allowing the cupboard and wardrobe area of the 15", 24" and 30" wide towers to support binders as well as shorter coats. (See *Tower Accessories for pricing and order entry information*)

- 15" w Side Access and Display towers include (1) lock.
- Single door towers, double door towers, 24" w and 30" w Side Access and Display towers include (2) locks. (Except full-height doors which include (1) lock)
- Front Access (only) towers with wardrobe include (3) locks. (Except full-height doors with wardrobe which include (2) locks)

Full height door towers are designed to compliment the aesthetic of Dividends Horizon storage components.

Add a "Y" to the end of the pattern number to specify a front color that is different than the case color. P3 pricing automatically applies for all colors when utilizing this option.

Critical Dimensions

Dimensions under, **w**, **d** and **h** are actual to the nearest 1/16"

50", 57" and 64" Tower Internal Dimensions

- Box and M drawer height: 4 3/16"
- Box and M drawer width: 12 1/16"
- Box and M drawer depth: 18 3/8"
- File drawer height: 9 1/4"
- File drawer width: 12 1/16"
- File drawer depth: 18 3/8"
- Wide drawer height: 9 7/16"
- Wide drawer width: 20 3/4"
- Wide drawer depth: 22 7/8"

Note: All towers are configured from the top down with standard combinations of box and file drawers.

Note: Drawer behind door list pricing is as follows: 1= \$255

Full height door towers (50"h and 57"h) include one fixed shelf and one adjustable shelf. 64"h full height door tower includes one fixed shelf and two adjustable shelves.

Storage Towers Steel Front - Recessed Pull

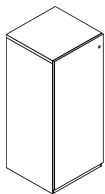
24" Wide Storage Towers - Full Height Door

57" High

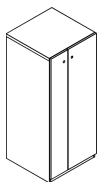
Series 2 Storage

Series 2 Dividends Front Storage

description	type	w	d	h	lock	pattern no.	P1	P2	P3
57" High tower with one single (Full height door)(Left hand shown)	left hand	23 7/8"	23 1/2"	56 3/16"	Y	DT4FSLH5724L	\$1,729.	\$2,005.	\$2,096.
	right hand	23 7/8"	23 1/2"	56 3/16"	Y	DT4FSRH5724L	1,729.	2,005.	2,096.



57" High tower with wardrobe/cabinet (Full height doors)(Left hand shown)	left hand	23 7/8"	23 1/2"	56 3/16"	Y	DT4FWSLH5724L	2,129.	2,463.	2,573.
	right hand	23 7/8"	23 1/2"	56 3/16"	Y	DT4FSRH5724L	2,129.	2,463.	2,573.



Order Code

Example:	DT4FSLH5724L- 117
DT4F	Series 2 Full Height Steel Door, Recessed Pull
S	Storage Door
LH	Left Hand Hinge
57	57" High
24	24" Wide
L	Locking
117	Soft Grey paint finish

Specification Information

For non-locking towers, deduct as follows from the list price for each unit: Deduct \$30 for (1) lock unit, \$60 for (2) lock unit, and \$75 for a (3) lock unit. Substitute the "L" suffix with an "N" within the pattern number to designate a non-locking unit, example (DT4SLH6424BBFN)

"M" drawers consisting of a box drawer body with a file drawer head are available by substituting any two "B" or any one "F" character within the pattern number, example (DT4SLH6424MFN). Multiple "M" drawers may be specified providing they equal the total modules available.

A 6" drawer, behind a cupboard door is available by adding the numeral 1 to the end of the pattern number, example (DT4SLH6424BBFL1)

Note: 6" drawer behind doors are not available within the wardrobe portion of towers. Drawers behind doors are painted black.

Note: Series 2 Steel front doors are standard without a handle. Handles may be ordered for cupboard doors as a special.

Application Notes

Hanging rails and other accessories are not included and must be ordered separately. Hanging rails are included with 24" and 30" wide lateral drawers only. (See *Tower Accessories for pricing and order entry information*)

Half depth adjustable shelves and coat hooks may be ordered separately allowing the cupboard and wardrobe area of the 15", 24" and 30" wide towers to support binders as well as shorter coats. (See *Tower Accessories for pricing and order entry information*)

- 15" w Side Access and Display towers include (1) lock.
- Single door towers, double door towers, 24" w and 30" w Side Access and Display towers include (2) locks. (Except full-height doors which include (1) lock)
- Front Access (only) towers with wardrobe include (3) locks. (Except full-height doors with wardrobe which include (2) locks)

Full height door towers are designed to compliment the aesthetic of Dividends Horizon storage components.

Add a "Y" to the end of the pattern number to specify a front color that is different than the case color. P3 pricing automatically applies for all colors when utilizing this option.

Critical Dimensions

Dimensions under, **w**, **d** and **h** are actual to the nearest 1/16"

50", 57" and 64" Tower Internal Dimensions

- Box and M drawer height: 4 3/16"
- Box and M drawer width: 12 1/16"
- Box and M drawer depth: 18 3/8"
- File drawer height: 9 1/4"
- File drawer width: 12 1/16"
- File drawer depth: 18 3/8"
- Wide drawer height: 9 7/16"
- Wide drawer width: 20 3/4"
- Wide drawer depth: 22 7/8"

Note: All towers are configured from the top down with standard combinations of box and file drawers.

Note: Drawer behind door list pricing is as follows: 1= \$255

Full height door towers (50"h and 57"h) include one fixed shelf and one adjustable shelf. 64"h full height door tower includes one fixed shelf and two adjustable shelves.

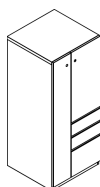
Storage Towers Steel Front - Recessed Pull

24" Wide Storage Towers - Full Height Door

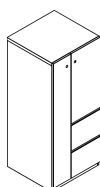
57" High

Series 2 Storage

description	type	w	d	h	lock	pattern no.	P1	P2	P3
57" High tower with two box and one file drawer, door, wardrobe (Left hand shown)	left hand	23 7/8"	23 1/2"	56 3/16"	Y	DT4FWSLH5724BBFL	\$2,495.	\$2,864.	\$2,987.
	right hand	23 7/8"	23 1/2"	56 3/16"	Y	DT4FWSRH5724BBFL	2,495.	2,864.	2,987.



57" High tower with two file drawers, door, wardrobe (Left hand shown)	left hand	23 7/8"	23 1/2"	56 3/16"	Y	DT4FWSLH5724FFL	2,237.	2,567.	2,675.
	right hand	23 7/8"	23 1/2"	56 3/16"	Y	DT4FWSRH5724FFL	2,237.	2,567.	2,675.



Order Code

Example:	DT4FSLH5724L- 117
DT4F	Series 2 Full Height Steel Door, Recessed Pull
S	Storage Door
LH	Left Hand Hinge
57	57" High
24	24" Wide
L	Locking
117	Soft Grey paint finish

Specification Information

For non-locking towers, deduct as follows from the list price for each unit: Deduct \$30 for (1) lock unit, \$60 for (2) lock unit, and \$75 for a (3) lock unit. Substitute the "L" suffix with an "N" within the pattern number to designate a non-locking unit, example (DT4SLH6424BBFN)

"M" drawers consisting of a box drawer body with a file drawer head are available by substituting any two "B" or any one "F" character within the pattern number, example (DT4SLH6424MFN). Multiple "M" drawers may be specified providing they equal the total modules available.

A 6" drawer, behind a cupboard door is available by adding the numeral 1 to the end of the pattern number, example (DT4SLH6424BBFL1)

Note: 6" drawer behind doors are not available within the wardrobe portion of towers. Drawers behind doors are painted black.

Note: Series 2 Steel front doors are standard without a handle. Handles may be ordered for cupboard doors as a special.

Application Notes

Hanging rails and other accessories are not included and must be ordered separately. Hanging rails are included with 24" and 30" wide lateral drawers only. (See *Tower Accessories for pricing and order entry information*)

Half depth adjustable shelves and coat hooks may be ordered separately allowing the cupboard and wardrobe area of the 15", 24" and 30" wide towers to support binders as well as shorter coats. (See *Tower Accessories for pricing and order entry information*)

- 15" w Side Access and Display towers include (1) lock.
- Single door towers, double door towers, 24" w and 30" w Side Access and Display towers include (2) locks. (Except full-height doors which include (1) lock)
- Front Access (only) towers with wardrobe include (3) locks. (Except full-height doors with wardrobe which include (2) locks)

Full height door towers are designed to compliment the aesthetic of Dividends Horizon storage components.

Add a "Y" to the end of the pattern number to specify a front color that is different than the case color. P3 pricing automatically applies for all colors when utilizing this option.

Critical Dimensions

Dimensions under, **w**, **d** and **h** are actual to the nearest 1/16"

50", 57" and 64" Tower Internal Dimensions

- Box and M drawer height: 4 3/16"
- Box and M drawer width: 12 1/16"
- Box and M drawer depth: 18 3/8"
- File drawer height: 9 1/4"
- File drawer width: 12 1/16"
- File drawer depth: 18 3/8"
- Wide drawer height: 9 7/16"
- Wide drawer width: 20 3/4"
- Wide drawer depth: 22 7/8"

Note: All towers are configured from the top down with standard combinations of box and file drawers.

Note: Drawer behind door list pricing is as follows: 1= \$255

Full height door towers (50"h and 57"h) include one fixed shelf and one adjustable shelf. 64"h full height door tower includes one fixed shelf and two adjustable shelves.

Storage Towers Steel Front - Recessed Pull

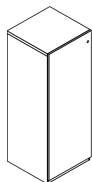
24" Wide Storage Towers - Full Height Door

64" High

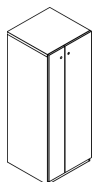
Series 2 Storage

Series 2 Dividends Front Storage

description	type	w	d	h	lock	pattern no.	P1	P2	P3
64" High tower with one single (Full height door)(Left hand shown)	left hand	23 7/8"	23 1/2"	63 3/16"	Y	DT4FSLH6424L	\$1,756.	\$2,032.	\$2,128.
	right hand	23 7/8"	23 1/2"	63 3/16"	Y	DT4FSRH6424L	1,756.	2,032.	2,128.



64" High tower with wardrobe/cabinet (Full height doors)(Left hand shown)	left hand	23 7/8"	23 1/2"	63 3/16"	Y	DT4FWSLH6424L	2,172.	2,513.	2,628.
	right hand	23 7/8"	23 1/2"	63 3/16"	Y	DT4FSRH6424L	2,172.	2,513.	2,628.



Order Code

Example:	DT4FSLH6424L- 117
DT4F	Series 2 Full Height Steel Door, Recessed Pull
S	Storage Door
LH	Left Hand Hinge
64	64" High
24	24" Wide
L	Locking
117	Soft Grey paint finish

Specification Information

For non-locking towers, deduct as follows from the list price for each unit: Deduct \$30 for (1) lock unit, \$60 for (2) lock unit, and \$75 for a (3) lock unit. Substitute the "L" suffix with an "N" within the pattern number to designate a non-locking unit, example (DT4SLH6424BBFN)

"M" drawers consisting of a box drawer body with a file drawer head are available by substituting any two "B" or any one "F" character within the pattern number, example (DT4SLH6424MFN). Multiple "M" drawers may be specified providing they equal the total modules available.

A 6" drawer, behind a cupboard door is available by adding the numeral 1 to the end of the pattern number, example (DT4SLH6424BBFL1)

Note: 6" drawer behind doors are not available within the wardrobe portion of towers. Drawers behind doors are painted black.

Note: Series 2 Steel front doors are standard without a handle. Handles may be ordered for cupboard doors as a special.

Application Notes

Hanging rails and other accessories are not included and must be ordered separately. Hanging rails are included with 24" and 30" wide lateral drawers only. (See *Tower Accessories for pricing and order entry information*)

Half depth adjustable shelves and coat hooks may be ordered separately allowing the cupboard and wardrobe area of the 15", 24" and 30" wide towers to support binders as well as shorter coats. (See *Tower Accessories for pricing and order entry information*)

- 15" w Side Access and Display towers include (1) lock.
- Single door towers, double door towers, 24" w and 30" w Side Access and Display towers include (2) locks. (Except full-height doors which include (1) lock)
- Front Access (only) towers with wardrobe include (3) locks. (Except full-height doors with wardrobe which include (2) locks)

Full height door towers are designed to compliment the aesthetic of Dividends Horizon storage components.

Add a "Y" to the end of the pattern number to specify a front color that is different than the case color. P3 pricing automatically applies for all colors when utilizing this option.

Critical Dimensions

Dimensions under, **w**, **d** and **h** are actual to the nearest 1/16"

50", 57" and 64" Tower Internal Dimensions

- Box and M drawer height: 4 3/16"
- Box and M drawer width: 12 1/16"
- Box and M drawer depth: 18 3/8"
- File drawer height: 9 1/4"
- File drawer width: 12 1/16"
- File drawer depth: 18 3/8"
- Wide drawer height: 9 7/16"
- Wide drawer width: 20 3/4"
- Wide drawer depth: 22 7/8"

Note: All towers are configured from the top down with standard combinations of box and file drawers.

Note: Drawer behind door list pricing is as follows: 1= \$255

Full height door towers (50"h and 57"h) include one fixed shelf and one adjustable shelf. 64"h full height door tower includes one fixed shelf and two adjustable shelves.

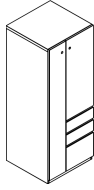
Storage Towers Steel Front - Recessed Pull

24" Wide Storage Towers - Full Height Door

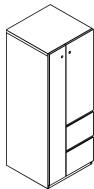
64" High

Series 2 Storage

description	type	w	d	h	lock	pattern no.	P1	P2	P3
64" High tower with two box and one file drawer, door, wardrobe (Left hand shown)	left hand	23 7/8"	23 1/2"	63 5/16"	Y	DT4FWSLH6424BBFL	\$2,511.	\$2,883.	\$3,006.
	right hand	23 7/8"	23 1/2"	63 5/16"	Y	DT4FWSRH6424BBFL	2,511.	2,883.	3,006.



64" High tower with two file drawers, door, wardrobe (Left hand shown)	left hand	23 7/8"	23 1/2"	63 5/16"	Y	DT4FWSLH6424FFL	2,245.	2,576.	2,688.
	right hand	23 7/8"	23 1/2"	63 5/16"	Y	DT4FWSRH6424FFL	2,245.	2,576.	2,688.



Order Code

Example:	DT4FSLH6424L- 117
DT4F	Series 2 Full Height Steel Door, Recessed Pull
S	Storage Door
LH	Left Hand Hinge
64	64" High
24	24" Wide
L	Locking
117	Soft Grey paint finish

Specification Information

For non-locking towers, deduct as follows from the list price for each unit: Deduct \$30 for (1) lock unit, \$60 for (2) lock unit, and \$75 for a (3) lock unit. Substitute the "L" suffix with an "N" within the pattern number to designate a non-locking unit, example (DT4SLH6424BBFN)

"M" drawers consisting of a box drawer body with a file drawer head are available by substituting any two "B" or any one "F" character within the pattern number, example (DT4SLH6424MFN). Multiple "M" drawers may be specified providing they equal the total modules available.

A 6" drawer, behind a cupboard door is available by adding the numeral 1 to the end of the pattern number, example (DT4SLH6424BBFL1)

Note: 6" drawer behind doors are not available within the wardrobe portion of towers. Drawers behind doors are painted black.

Note: Series 2 Steel front doors are standard without a handle. Handles may be ordered for cupboard doors as a special.

Application Notes

Hanging rails and other accessories are not included and must be ordered separately. Hanging rails are included with 24" and 30" wide lateral drawers only. (See *Tower Accessories for pricing and order entry information*)

Half depth adjustable shelves and coat hooks may be ordered separately allowing the cupboard and wardrobe area of the 15", 24" and 30" wide towers to support binders as well as shorter coats. (See *Tower Accessories for pricing and order entry information*)

- 15" w Side Access and Display towers include (1) lock.
- Single door towers, double door towers, 24" w and 30" w Side Access and Display towers include (2) locks. (Except full-height doors which include (1) lock)
- Front Access (only) towers with wardrobe include (3) locks. (Except full-height doors with wardrobe which include (2) locks)

Full height door towers are designed to compliment the aesthetic of Dividends Horizon storage components.

Add a "Y" to the end of the pattern number to specify a front color that is different than the case color. P3 pricing automatically applies for all colors when utilizing this option.

Critical Dimensions

Dimensions under, **w**, **d** and **h** are actual to the nearest 1/16"

50", 57" and 64" Tower Internal Dimensions

- Box and M drawer height: 4 3/16"
- Box and M drawer width: 12 1/16"
- Box and M drawer depth: 18 3/8"
- File drawer height: 9 1/4"
- File drawer width: 12 1/16"
- File drawer depth: 18 3/8"
- Wide drawer height: 9 7/16"
- Wide drawer width: 20 3/4"
- Wide drawer depth: 22 7/8"

Note: All towers are configured from the top down with standard combinations of box and file drawers.

Note: Drawer behind door list pricing is as follows: 1= \$255

Full height door towers (50"h and 57"h) include one fixed shelf and one adjustable shelf. 64"h full height door tower includes one fixed shelf and two adjustable shelves.

Storage Towers Steel Front - Recessed Pull

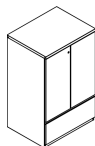
30" Wide Storage Towers

50" High

Series 2 Storage

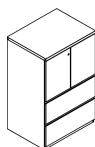
Series 2 Dividends Front Storage

description	type	w	d	h	lock	pattern no.	P1	P2	P3
50" High Double Door tower with one wide drawer		29 ⁷ / ₈ "	23 ¹ / ₂ "	48 ⁵ / ₁₆ "	Y	DT4D5030WL	\$2,511.	\$2,888.	\$3,015.



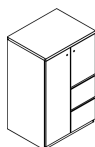
24" and 30" wide double door cabinets may be ordered with a grommet option located in the back of the case by adding a "G" between the 4th and 5th character of the pattern number, example (DT4D**G**5030WL). Add \$100 list for this option. **Note**, by adding a "G" option, the cabinet will also receive AV hinged doors.

50" High Double Door tower with two wide drawers		29 ⁷ / ₈ "	23 ¹ / ₂ "	48 ⁵ / ₁₆ "	Y	DT4D5030WWL	3,006.	3,454.	3,607.
--	--	----------------------------------	----------------------------------	-----------------------------------	---	--------------------	--------	--------	--------



24" and 30" wide double door cabinets may be ordered with a grommet option located in the back of the case by adding a "G" between the 4th and 5th character of the pattern number, example (DT4D**G**5030WWL). Add \$100 list for this option. **Note**, by adding a "G" option, the cabinet will also receive AV hinged doors.

50" High tower with two file drawers and door and wardrobe (left hand shown)	left hand	29 ⁷ / ₈ "	23 ¹ / ₂ "	48 ⁵ / ₁₆ "	Y	DT4WSLH5030FFL	2,309.	2,656.	2,774.
	right hand	29 ⁷ / ₈ "	23 ¹ / ₂ "	48 ⁵ / ₁₆ "	Y	DT4WSRH5030FFL	2,309.	2,656.	2,774.



Order Code	Specification Information	Application Notes	Critical Dimensions
Example: DT4WSLH5030BBFL-117	<p>For non-locking towers, deduct as follows from the list price for each unit: Deduct \$30 for (1) lock unit, \$60 for (2) lock unit, and \$75 for a (3) lock unit. Substitute the "L" suffix with an "N" within the pattern number to designate a non-locking unit, example (DT4WSLH5030BBFN)</p> <p>"M" drawers consisting of a box drawer body with a file drawer head are available by substituting any two "B" or any one "F" character within the pattern number, example (DT4WSLH5030MFN). Multiple "M" drawers may be specified providing they equal the total modules available. A 6" drawer, behind a cupboard door is available by adding the numeral 1 to the end of the pattern number, example (DT4WSLH6430BBFL1)</p> <ul style="list-style-type: none"> 15" w Side Access and Display towers include (1) lock. Single door towers, double door towers, 24" w and 30" w Side Access and Display towers include (2) locks. (Except full-height doors which include (1) lock) Front Access (only) towers with wardrobe include (3) locks. (Except full-height doors with wardrobe which include (2) locks) 	<p>Note: 6" drawers behind doors are not available within the wardrobe portion of towers. Drawers behind doors are painted black.</p> <p>Note: Drawers behind doors list prices are as follows: 1= \$255</p> <p>Application Notes</p> <p>Hanging rails and other accessories are not included and must be ordered separately. Hanging rails are included with 24" and 30" wide lateral drawers only. (See <i>Tower Accessories for pricing and order entry information</i>)</p> <p>Half depth adjustable shelves and coat hooks may be ordered separately allowing the cupboard and wardrobe area of the 15", 24" and 30" wide towers to support binders as well as shorter coats. (See <i>Tower Accessories for pricing and order entry information</i>)</p>	<p>Dimensions under, w, d and h are actual to the nearest ¹/₁₆"</p> <p>50", 57" and 64" Tower Internal Dimensions</p> <ul style="list-style-type: none"> Box and M drawer height: 4⁵/₁₆" Box and M drawer width: 12¹/₁₆" Box and M drawer depth: 18³/₈" File drawer height: 9¹/₄" File drawer width: 12¹/₁₆" File drawer depth: 18³/₈" Wide drawer height: 9⁹/₁₆" Wide drawer width: 20³/₄" Wide drawer depth: 22⁷/₈" <p>Note: All towers are configured from the top down with standard combinations of box and file drawers.</p>
DT4			
WS			
LH			
50			
30			
B			
B			
F			
L			
117			

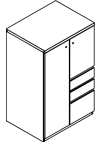
Storage Towers Steel Front - Recessed Pull

30" Wide Storage Towers

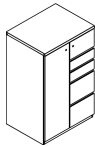
50" High

Series 2 Storage

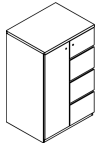
description	type	w	d	h	lock	pattern no.	P1	P2	P3
50" High tower with two box and one file drawer and door and wardrobe (left hand shown)	left hand	29 ⁷ / ₈ "	23 ¹ / ₂ "	48 ⁵ / ₁₆ "	Y	DT4WSLH5030BBFL	\$2,498.	\$2,871.	\$2,995.
	right hand	29 ⁷ / ₈ "	23 ¹ / ₂ "	48 ⁵ / ₁₆ "	Y	DT4WSRH5030BBFL	2,498.	2,871.	2,995.



50" High tower with two box and two file drawers and door and wardrobe (left hand shown)	left hand	29 ⁷ / ₈ "	23 ¹ / ₂ "	48 ⁵ / ₁₆ "	Y	DT4WSLH5030BBFFL	2,769.	3,182.	3,322.
	right hand	29 ⁷ / ₈ "	23 ¹ / ₂ "	48 ⁵ / ₁₆ "	Y	DT4WSRH5030BBFFL	2,769.	3,182.	3,322.



50" High tower with three file drawers and door and wardrobe (left hand shown)	left hand	29 ⁷ / ₈ "	23 ¹ / ₂ "	48 ⁵ / ₁₆ "	Y	DT4WSLH5030FFFL	2,543.	2,925.	3,051.
	right hand	29 ⁷ / ₈ "	23 ¹ / ₂ "	48 ⁵ / ₁₆ "	Y	DT4WSRH5030FFFL	2,543.	2,925.	3,051.



Order Code	Specification Information	Application Notes	Critical Dimensions
Example: DT4WSLH5030BBFL-117	<p>For non-locking towers, deduct as follows from the list price for each unit: Deduct \$30 for (1) lock unit, \$60 for (2) lock unit, and \$75 for a (3) lock unit. Substitute the "L" suffix with an "N" within the pattern number to designate a non-locking unit, example (DT4WSLH5030BBFN)</p> <p>"M" drawers consisting of a box drawer body with a file drawer head are available by substituting any two "B" or any one "F" character within the pattern number, example (DT4WSLH5030MFN). Multiple "M" drawers may be specified providing they equal the total modules available. A 6" drawer, behind a cupboard door is available by adding the numeral 1 to the end of the pattern number, example (DT4WSLH6430BBFL1)</p> <ul style="list-style-type: none"> 15" w Side Access and Display towers include (1) lock. Single door towers, double door towers, 24" w and 30" w Side Access and Display towers include (2) locks. (Except full-height doors which include (1) lock) Front Access (only) towers with wardrobe include (3) locks. (Except full-height doors with wardrobe which include (2) locks) 	<p>Note: 6" drawers behind doors are not available within the wardrobe portion of towers. Drawers behind doors are painted black.</p> <p>Note: Drawers behind doors list prices are as follows: 1= \$255</p> <p>Application Notes</p> <p>Hanging rails and other accessories are not included and must be ordered separately. Hanging rails are included with 24" and 30" wide lateral drawers only. (See <i>Tower Accessories for pricing and order entry information</i>)</p> <p>Half depth adjustable shelves and coat hooks may be ordered separately allowing the cupboard and wardrobe area of the 15", 24" and 30" wide towers to support binders as well as shorter coats. (See <i>Tower Accessories for pricing and order entry information</i>)</p>	<p>Dimensions under, w, d and h are actual to the nearest ¹/₁₆"</p> <p>50", 57" and 64" Tower Internal Dimensions</p> <ul style="list-style-type: none"> Box and M drawer height: 4⁵/₁₆" Box and M drawer width: 12¹/₁₆" Box and M drawer depth: 18³/₈" File drawer height: 9¹/₄" File drawer width: 12¹/₁₆" File drawer depth: 18³/₈" Wide drawer height: 9⁹/₁₆" Wide drawer width: 20³/₄" Wide drawer depth: 22⁷/₈" <p>Note: All towers are configured from the top down with standard combinations of box and file drawers.</p>
DT4			
WS			
LH			
50			
30			
B			
B			
F			
L			
117			

Storage Towers Steel Front - Recessed Pull

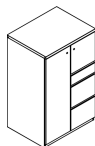
30" Wide Storage Towers

50" High

Series 2 Storage

Series 2 Dividends Front Storage

description	type	w	d	h	lock	pattern no.	P1	P2	P3
50" High tower with one box and two file drawers and door and wardrobe (left hand shown)	left hand	29 ⁷ / ₈ "	23 1/2"	48 ⁵ / ₁₆ "	Y	DT4WSLH5030BFFL	\$2,522.	\$2,900.	\$3,025.
	right hand	29 ⁷ / ₈ "	23 1/2"	48 ⁵ / ₁₆ "	Y	DT4WSRH5030BFFL	2,522.	2,900.	3,025.



Order Code	Specification Information	Application Notes	Critical Dimensions
Example: DT4WSLH5030BBFL-117	<p>For non-locking towers, deduct as follows from the list price for each unit: Deduct \$30 for (1) lock unit, \$60 for (2) lock unit, and \$75 for a (3) lock unit. Substitute the "L" suffix with an "N" within the pattern number to designate a non-locking unit, example (DT4WSLH5030BBFN)</p> <p>"M" drawers consisting of a box drawer body with a file drawer head are available by substituting any two "B" or any one "F" character within the pattern number, example (DT4WSLH5030MFN). Multiple "M" drawers may be specified providing they equal the total modules available. A 6" drawer, behind a cupboard door is available by adding the numeral 1 to the end of the pattern number, example (DT4WSLH6430BBFL1)</p> <ul style="list-style-type: none"> 15" w Side Access and Display towers include (1) lock. Single door towers, double door towers, 24" w and 30" w Side Access and Display towers include (2) locks. (Except full-height doors which include (1) lock) Front Access (only) towers with wardrobe include (3) locks. (Except full-height doors with wardrobe which include (2) locks) 	<p>Note: 6" drawers behind doors are not available within the wardrobe portion of towers. Drawers behind doors are painted black.</p> <p>Note: Drawers behind doors list prices are as follows: 1= \$255</p>	<p>Dimensions under, w, d and h are actual to the nearest 1/16"</p> <p>50", 57" and 64" Tower Internal Dimensions</p> <ul style="list-style-type: none"> Box and M drawer height: 4⁵/₁₆" Box and M drawer width: 12¹/₁₆" Box and M drawer depth: 18³/₈" File drawer height: 9¹/₄" File drawer width: 12¹/₁₆" File drawer depth: 18³/₈" Wide drawer height: 9⁹/₁₆" Wide drawer width: 20³/₄" Wide drawer depth: 22⁷/₈" <p>Note: All towers are configured from the top down with standard combinations of box and file drawers.</p>
DT4		<p>Application Notes</p> <p>Hanging rails and other accessories are not included and must be ordered separately. Hanging rails are included with 24" and 30" wide lateral drawers only. (See <i>Tower Accessories for pricing and order entry information</i>)</p> <p>Half depth adjustable shelves and coat hooks may be ordered separately allowing the cupboard and wardrobe area of the 15", 24" and 30" wide towers to support binders as well as shorter coats. (See <i>Tower Accessories for pricing and order entry information</i>)</p>	
WS			
LH			
50			
30			
B			
B			
F			
L			
117			

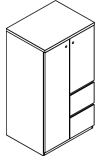
Storage Towers Steel Front - Recessed Pull

30" Wide Storage Towers

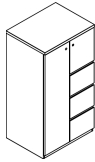
57" High

Series 2 Storage

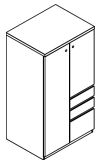
description	type	w	d	h	lock	pattern no.	P1	P2	P3
57" High tower with two file drawers and door and wardrobe (left hand shown)	left hand	29 ⁷ / ₈ "	23 ¹ / ₂ "	56 ³ / ₁₆ "	Y	DT4WSLH5730FFFL	\$2,431.	\$2,795.	\$2,915.
	right hand	29 ⁷ / ₈ "	23 ¹ / ₂ "	56 ³ / ₁₆ "	Y	DT4WSRH5730FFFL	2,431.	2,795.	2,915.



57" High tower with three file drawers and door and wardrobe (left hand shown)	left hand	29 ⁷ / ₈ "	23 ¹ / ₂ "	56 ³ / ₁₆ "	Y	DT4WSLH5730FFFL	2,616.	3,006.	3,139.
	right hand	29 ⁷ / ₈ "	23 ¹ / ₂ "	56 ³ / ₁₆ "	Y	DT4WSRH5730FFFL	2,616.	3,006.	3,139.



57" High tower with two box and one file drawer and door and wardrobe (left hand shown)	left hand	29 ⁷ / ₈ "	23 ¹ / ₂ "	56 ³ / ₁₆ "	Y	DT4WSLH5730BBFL	2,617.	3,006.	3,139.
	right hand	29 ⁷ / ₈ "	23 ¹ / ₂ "	56 ³ / ₁₆ "	Y	DT4WSRH5730BBFL	2,617.	3,006.	3,139.



Order Code	Specification Information	Application Notes	Critical Dimensions
Example: DT4WSLH5730BBFL-117	For non-locking towers, deduct as follows from the list price for each unit: Deduct \$30 for (1) lock unit, \$60 for (2) lock unit, and \$75 for a (3) lock unit. Substitute the "L" suffix with an "N" within the pattern number to designate a non-locking unit, example (DT4WSLH5030BBFN)	Note: 6" drawers behind doors are not available within the wardrobe portion of towers. Drawers behind doors are painted black.	Dimensions under, w , d and h are actual to the nearest ¹ / ₁₆ "
DT4 Series 2 Steel Front, Recessed Pull		Note: Drawers behind doors list prices are as follows: 1= \$255	50", 57" and 64" Tower Internal Dimensions
WS Wardrobe and Single Door	"M" drawers consisting of a box drawer body with a file drawer head are available by substituting any two "B" or any one "F" character within the pattern number, example (DT4WSLH5030MFN). Multiple "M" drawers may be specified providing they equal the total modules available. A 6" drawer, behind a cupboard door is available by adding the numeral 1 to the end of the pattern number, example (DT4WSLH6430BBFL1)	Application Notes	<ul style="list-style-type: none"> Box and M drawer height: 4⁵/₁₆" Box and M drawer width: 12¹/₁₆" Box and M drawer depth: 18³/₈" File drawer height: 9¹/₄" File drawer width: 12¹/₁₆" File drawer depth: 18³/₈" Wide drawer height: 9⁹/₁₆" Wide drawer width: 20³/₄" Wide drawer depth: 22⁷/₈"
LH Left Hand Access		Hanging rails and other accessories are not included and must be ordered separately. Hanging rails are included with 24" and 30" wide lateral drawers only. (See <i>Tower Accessories for pricing and order entry information</i>)	Note: All towers are configured from the top down with standard combinations of box and file drawers.
57 57" High	<ul style="list-style-type: none"> 15"w Side Access and Display towers include (1) lock. Single door towers, double door towers, 24"w and 30"w Side Access and Display towers include (2) locks. (Except full-height doors which include (1) lock) Front Access (only) towers with wardrobe include (3) locks. (Except full-height doors with wardrobe which include (2) locks) 	Half depth adjustable shelves and coat hooks may be ordered separately allowing the cupboard and wardrobe area of the 15", 24" and 30" wide towers to support binders as well as shorter coats. (See <i>Tower Accessories for pricing and order entry information</i>)	
30 30" Wide			
B Box Drawer			
B Box Drawer			
F File Drawer			
L Locking			
117 Soft Grey paint finish			

Storage Towers Steel Front - Recessed Pull

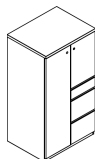
30" Wide Storage Towers

57" High

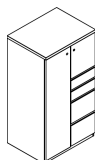
Series 2 Storage

Series 2 Dividends Front Storage

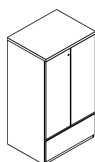
description	type	w	d	h	lock	pattern no.	P1	P2	P3
57" High tower with one box and two file drawers and door and wardrobe (left hand shown)	left hand	29 ⁷ / ₈ "	23 ¹ / ₂ "	56 ³ / ₁₆ "	Y	DT4WSLH5730BBFL	\$2,624.	\$3,020.	\$3,149.
	right hand	29 ⁷ / ₈ "	23 ¹ / ₂ "	56 ³ / ₁₆ "	Y	DT4WSRH5730BBFL	2,624.	3,020.	3,149.



57" High tower with two box and two file drawers and door and wardrobe (left hand shown)	left hand	29 ⁷ / ₈ "	23 ¹ / ₂ "	56 ³ / ₁₆ "	Y	DT4WSLH5730BBFFL	2,839.	3,268.	3,407.
	right hand	29 ⁷ / ₈ "	23 ¹ / ₂ "	56 ³ / ₁₆ "	Y	DT4WSRH5730BBFFL	2,839.	3,268.	3,407.



57" High Double Door tower with one wide drawer		29 ⁷ / ₈ "	23 ¹ / ₂ "	56 ³ / ₁₆ "	Y	DT4D5730WL	2,577.	2,961.	3,091.
---	--	----------------------------------	----------------------------------	-----------------------------------	---	------------	--------	--------	--------



24" and 30" wide double door cabinets may be ordered with a grommet option located in the back of the case by adding a "G" between the 4th and 5th character of the pattern number, example (DT4DG5730WL). Add \$100 list for this option. **Note**, by adding a "G" option, the cabinet will also receive AV hinged doors.

Order Code	Specification Information	Application Notes	Critical Dimensions
Example: DT4WSLH5730BBFL-117	<p>For non-locking towers, deduct as follows from the list price for each unit: Deduct \$30 for (1) lock unit, \$60 for (2) lock unit, and \$75 for a (3) lock unit. Substitute the "L" suffix with an "N" within the pattern number to designate a non-locking unit, example (DT4WSLH5030BBFN)</p> <p>"M" drawers consisting of a box drawer body with a file drawer head are available by substituting any two "B" or any one "F" character within the pattern number, example (DT4WSLH5030MFN). Multiple "M" drawers may be specified providing they equal the total modules available. A 6" drawer, behind a cupboard door is available by adding the numeral 1 to the end of the pattern number, example (DT4WSLH6430BBFL1)</p> <ul style="list-style-type: none"> 15" w Side Access and Display towers include (1) lock. Single door towers, double door towers, 24" w and 30" w Side Access and Display towers include (2) locks. (Except full-height doors which include (1) lock) Front Access (only) towers with wardrobe include (3) locks. (Except full-height doors with wardrobe which include (2) locks) 	<p>Note: 6" drawers behind doors are not available within the wardrobe portion of towers. Drawers behind doors are painted black.</p> <p>Note: Drawers behind doors list prices are as follows: 1= \$255</p> <p>Application Notes</p> <p>Hanging rails and other accessories are not included and must be ordered separately. Hanging rails are included with 24" and 30" wide lateral drawers only. (See <i>Tower Accessories for pricing and order entry information</i>)</p> <p>Half depth adjustable shelves and coat hooks may be ordered separately allowing the cupboard and wardrobe area of the 15", 24" and 30" wide towers to support binders as well as shorter coats. (See <i>Tower Accessories for pricing and order entry information</i>)</p>	<p>Dimensions under, w, d and h are actual to the nearest ¹/₁₆"</p> <p>50", 57" and 64" Tower Internal Dimensions</p> <ul style="list-style-type: none"> Box and M drawer height: 4⁵/₁₆" Box and M drawer width: 12¹/₁₆" Box and M drawer depth: 18³/₈" File drawer height: 9¹/₄" File drawer width: 12¹/₁₆" File drawer depth: 18³/₈" Wide drawer height: 9⁹/₁₆" Wide drawer width: 20³/₄" Wide drawer depth: 22⁷/₈" <p>Note: All towers are configured from the top down with standard combinations of box and file drawers.</p>
DT4			
WS			
LH			
57			
30			
B			
B			
F			
L			
117			

Storage Towers Steel Front - Recessed Pull

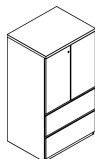
30" Wide Storage Towers

57" High

Series 2 Storage

description	type	w	d	h	lock	pattern no.	P1	P2	P3
-------------	------	---	---	---	------	-------------	----	----	----

57" High Double Door tower with two wide drawers



24" and 30" wide double door cabinets may be ordered with a grommet option located in the back of the case by adding a "G" between the 4th and 5th character of the pattern number, example (DT4DG5730WWL). Add \$100 list for this option. **Note**, by adding a "G" option, the cabinet will also receive AV hinged doors.

Order Code	Specification Information	Application Notes	Critical Dimensions
Example: DT4WSLH5730BBFL-117	For non-locking towers, deduct as follows from the list price for each unit: Deduct \$30 for (1) lock unit, \$60 for (2) lock unit, and \$75 for a (3) lock unit. Substitute the "L" suffix with an "N" within the pattern number to designate a non-locking unit, example (DT4WSLH5030BBFN)	Note: 6" drawers behind doors are not available within the wardrobe portion of towers. Drawers behind doors are painted black.	Dimensions under, w , d and h are actual to the nearest 1/16"
DT4	Series 2 Steel Front, Recessed Pull	Note: Drawers behind doors list prices are as follows: 1= \$255	50", 57" and 64" Tower Internal Dimensions
WS	Wardrobe and Single Door	Application Notes	<ul style="list-style-type: none"> Box and M drawer height: 4 5/16" Box and M drawer width: 12 1/16" Box and M drawer depth: 18 3/8" File drawer height: 9 1/4" File drawer width: 12 1/16" File drawer depth: 18 3/8" Wide drawer height: 9 9/16" Wide drawer width: 20 3/4" Wide drawer depth: 22 7/8"
LH	Left Hand Access	Hanging rails and other accessories are not included and must be ordered separately. Hanging rails are included with 24" and 30" wide lateral drawers only. (See <i>Tower Accessories for pricing and order entry information</i>)	Note: All towers are configured from the top down with standard combinations of box and file drawers.
57	57" High	Half depth adjustable shelves and coat hooks may be ordered separately allowing the cupboard and wardrobe area of the 15", 24" and 30" wide towers to support binders as well as shorter coats. (See <i>Tower Accessories for pricing and order entry information</i>)	
30	30" Wide		
B	Box Drawer		
B	Box Drawer		
F	File Drawer		
L	Locking		
117	Soft Grey paint finish		

"M" drawers consisting of a box drawer body with a file drawer head are available by substituting any two "B" or any one "F" character within the pattern number, example (DT4WSLH5030MFN). Multiple "M" drawers may be specified providing they equal the total modules available. A 6" drawer, behind a cupboard door is available by adding the numeral 1 to the end of the pattern number, example (DT4WSLH6430BBFL1)

- 15"w Side Access and Display towers include (1) lock.
- Single door towers, double door towers, 24"w and 30"w Side Access and Display towers include (2) locks. (Except full-height doors which include (1) lock)
- Front Access (only) towers with wardrobe include (3) locks. (Except full-height doors with wardrobe which include (2) locks)

Storage Towers Steel Front - Recessed Pull

30" Wide Storage Towers

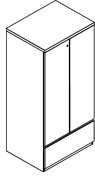
64" High

Series 2 Storage

Series 2 Dividends Front Storage

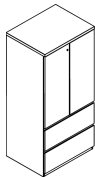
description	type	w	d	h	lock	pattern no.	P1	P2	P3
-------------	------	---	---	---	------	-------------	----	----	----

64" High Double Door tower with one wide drawer



24" and 30" wide double door cabinets may be ordered with a grommet option located in the back of the case by adding a "G" between the 4th and 5th character of the pattern number, example (DT4D**G**6430WL). Add \$100 list for this option. **Note**, by adding a "G" option, the cabinet will also receive AV hinged doors.

64" High Double Door tower with two wide drawers



24" and 30" wide double door cabinets may be ordered with a grommet option located in the back of the case by adding a "G" between the 4th and 5th character of the pattern number, example (DT4D**G**6430WWL). Add \$100 list for this option. **Note**, by adding a "G" option, the cabinet will also receive AV hinged doors.

Order Code	Specification Information	Application Notes	Critical Dimensions
Example: DT4WSLH6430BBFL-117	For non-locking towers, deduct as follows from the list price for each unit: Deduct \$30 for (1) lock unit, \$60 for (2) lock unit, and \$75 for a (3) lock unit. Substitute the "L" suffix with an "N" within the pattern number to designate a non-locking unit, example (DT4WSLH5030BBFN)	Note: 6" drawers behind doors are not available within the wardrobe portion of towers. Drawers behind doors are painted black.	Dimensions under, w , d and h are actual to the nearest 1/16"
DT4	Series 2 Steel Front, Recessed Pull	Note: Drawers behind doors list prices are as follows: 1= \$255	50", 57" and 64" Tower Internal Dimensions
WS	Wardrobe and Single Door	Application Notes	<ul style="list-style-type: none"> Box and M drawer height: 4 5/16" Box and M drawer width: 12 1/16" Box and M drawer depth: 18 3/8" File drawer height: 9 1/4" File drawer width: 12 1/16" File drawer depth: 18 3/8" Wide drawer height: 9 9/16" Wide drawer width: 20 3/4" Wide drawer depth: 22 7/8"
LH	Left Hand Access	Hanging rails and other accessories are not included and must be ordered separately. Hanging rails are included with 24" and 30" wide lateral drawers only. (See <i>Tower Accessories for pricing and order entry information</i>)	Note: All towers are configured from the top down with standard combinations of box and file drawers.
64	64" High	Half depth adjustable shelves and coat hooks may be ordered separately allowing the cupboard and wardrobe area of the 15", 24" and 30" wide towers to support binders as well as shorter coats. (See <i>Tower Accessories for pricing and order entry information</i>)	
30	30" Wide		
B	Box Drawer		
B	Box Drawer		
F	File Drawer		
L	Locking		
117	Soft Grey paint finish		

"M" drawers consisting of a box drawer body with a file drawer head are available by substituting any two "B" or any one "F" character within the pattern number, example (DT4WSLH5030MFN). Multiple "M" drawers may be specified providing they equal the total modules available. A 6" drawer, behind a cupboard door is available by adding the numeral 1 to the end of the pattern number, example (DT4WSLH6430BBFL1)

- 15" w Side Access and Display towers include (1) lock.
- Single door towers, double door towers, 24" w and 30" w Side Access and Display towers include (2) locks. (Except full-height doors which include (1) lock)
- Front Access (only) towers with wardrobe include (3) locks. (Except full-height doors with wardrobe which include (2) locks)

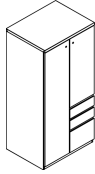
Storage Towers Steel Front - Recessed Pull

30" Wide Storage Towers

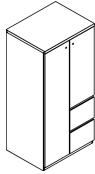
64" High

Series 2 Storage

description	type	w	d	h	lock	pattern no.	P1	P2	P3
64" High tower with two box and one file drawer and door and wardrobe (left hand shown)	left hand	29 ⁷ / ₈ "	23 ¹ / ₂ "	63 ⁵ / ₁₆ "	Y	DT4WSLH6430BBFL	\$2,662.	\$3,063.	\$3,197.
	right hand	29 ⁷ / ₈ "	23 ¹ / ₂ "	63 ⁵ / ₁₆ "	Y	DT4WSRH6430BBFL	2,662.	3,063.	3,197.



64" High tower with two file drawers and door and wardrobe (left hand shown)	left hand	29 ⁷ / ₈ "	23 ¹ / ₂ "	63 ⁵ / ₁₆ "	Y	DT4WSLH6430FFL	2,485.	2,857.	2,982.
	right hand	29 ⁷ / ₈ "	23 ¹ / ₂ "	63 ⁵ / ₁₆ "	Y	DT4WSRH6430FFL	2,485.	2,857.	2,982.



Order Code	Specification Information	Application Notes	Critical Dimensions
Example: DT4WSLH6430BBFL-117	For non-locking towers, deduct as follows from the list price for each unit: Deduct \$30 for (1) lock unit, \$60 for (2) lock unit, and \$75 for a (3) lock unit. Substitute the "L" suffix with an "N" within the pattern number to designate a non-locking unit, example (DT4WSLH5030BBFN)	Note: 6" drawers behind doors are not available within the wardrobe portion of towers. Drawers behind doors are painted black.	Dimensions under, w , d and h are actual to the nearest ¹ / ₁₆ "
DT4 Series 2 Steel Front, Recessed Pull			
WS Wardrobe and Single Door	"M" drawers consisting of a box drawer body with a file drawer head are available by substituting any two "B" or any one "F" character within the pattern number, example (DT4WSLH5030MFN). Multiple "M" drawers may be specified providing they equal the total modules available. A 6" drawer, behind a cupboard door is available by adding the numeral 1 to the end of the pattern number, example (DT4WSLH6430BBFL1)	Note: Drawers behind doors list prices are as follows: 1= \$255	50", 57" and 64" Tower Internal Dimensions
LH Left Hand Access			
64 64" High	• 15" w Side Access and Display towers include (1) lock. • Single door towers, double door towers, 24" w and 30" w Side Access and Display towers include (2) locks. (Except full-height doors which include (1) lock)	Application Notes	<ul style="list-style-type: none"> Box and M drawer height: 4⁵/₁₆" Box and M drawer width: 12¹/₁₆" Box and M drawer depth: 18³/₈" File drawer height: 9¹/₄" File drawer width: 12¹/₁₆" File drawer depth: 18³/₈" Wide drawer height: 9⁹/₁₆" Wide drawer width: 20³/₄" Wide drawer depth: 22⁷/₈"
30 30" Wide			
B Box Drawer	• Front Access (only) towers with wardrobe include (3) locks. (Except full-height doors with wardrobe which include (2) locks)	Hanging rails and other accessories are not included and must be ordered separately. Hanging rails are included with 24" and 30" wide lateral drawers only. (See <i>Tower Accessories for pricing and order entry information</i>)	Note: All towers are configured from the top down with standard combinations of box and file drawers.
B Box Drawer			
F File Drawer	Half depth adjustable shelves and coat hooks may be ordered separately allowing the cupboard and wardrobe area of the 15", 24" and 30" wide towers to support binders as well as shorter coats. (See <i>Tower Accessories for pricing and order entry information</i>)		
L Locking			
117 Soft Grey paint finish			

Storage Towers Steel Front - Recessed Pull

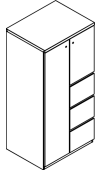
30" Wide Storage Towers

64" High

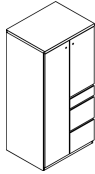
Series 2 Storage

Series 2 Dividends Front Storage

description	type	w	d	h	lock	pattern no.	P1	P2	P3
64" High tower with three file drawers and door and wardrobe (left hand shown)	left hand	29 ⁷ / ₈ "	23 ¹ / ₂ "	63 ⁵ / ₁₆ "	Y	DT4WSLH6430FFFL	\$2,686.	\$3,091.	\$3,224.
	right hand	29 ⁷ / ₈ "	23 ¹ / ₂ "	63 ⁵ / ₁₆ "	Y	DT4WSRH6430FFFL	2,686.	3,091.	3,224.



64" High tower with one box and two file drawers and door and wardrobe (left hand shown)	left hand	29 ⁷ / ₈ "	23 ¹ / ₂ "	63 ⁵ / ₁₆ "	Y	DT4WSLH6430BBFL	2,697.	3,103.	3,238.
	right hand	29 ⁷ / ₈ "	23 ¹ / ₂ "	63 ⁵ / ₁₆ "	Y	DT4WSRH6430BBFL	2,697.	3,103.	3,238.



Order Code	Specification Information	Application Notes	Critical Dimensions
Example: DT4WSLH6430BBFL-117	<p>For non-locking towers, deduct as follows from the list price for each unit: Deduct \$30 for (1) lock unit, \$60 for (2) lock unit, and \$75 for a (3) lock unit. Substitute the "L" suffix with an "N" within the pattern number to designate a non-locking unit, example (DT4WSLH5030BBFN)</p> <p>"M" drawers consisting of a box drawer body with a file drawer head are available by substituting any two "B" or any one "F" character within the pattern number, example (DT4WSLH5030MFN). Multiple "M" drawers may be specified providing they equal the total modules available. A 6" drawer, behind a cupboard door is available by adding the numeral 1 to the end of the pattern number, example (DT4WSLH6430BBFL1)</p> <ul style="list-style-type: none"> 15" w Side Access and Display towers include (1) lock. Single door towers, double door towers, 24" w and 30" w Side Access and Display towers include (2) locks. (Except full-height doors which include (1) lock) Front Access (only) towers with wardrobe include (3) locks. (Except full-height doors with wardrobe which include (2) locks) 	<p>Note: 6" drawers behind doors are not available within the wardrobe portion of towers. Drawers behind doors are painted black.</p> <p>Note: Drawers behind doors list prices are as follows: 1= \$255</p> <p>Application Notes</p> <p>Hanging rails and other accessories are not included and must be ordered separately. Hanging rails are included with 24" and 30" wide lateral drawers only. (See <i>Tower Accessories for pricing and order entry information</i>)</p> <p>Half depth adjustable shelves and coat hooks may be ordered separately allowing the cupboard and wardrobe area of the 15", 24" and 30" wide towers to support binders as well as shorter coats. (See <i>Tower Accessories for pricing and order entry information</i>)</p>	<p>Dimensions under, w, d and h are actual to the nearest ¹/₁₆"</p> <p>50", 57" and 64" Tower Internal Dimensions</p> <ul style="list-style-type: none"> Box and M drawer height: 4⁵/₁₆" Box and M drawer width: 12¹/₁₆" Box and M drawer depth: 18³/₈" File drawer height: 9¹/₄" File drawer width: 12¹/₁₆" File drawer depth: 18³/₈" Wide drawer height: 9⁹/₁₆" Wide drawer width: 20³/₄" Wide drawer depth: 22⁷/₈" <p>Note: All towers are configured from the top down with standard combinations of box and file drawers.</p>
DT4			
WS			
LH			
64			
30			
B			
B			
F			
L			
117			

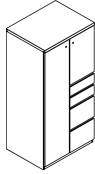
Storage Towers Steel Front - Recessed Pull

30" Wide Storage Towers

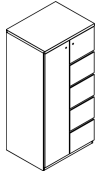
64" High

Series 2 Storage

description	type	w	d	h	lock	pattern no.	P1	P2	P3
64" High tower with two box and two file drawers and door and wardrobe (left hand shown)	left hand	29 ⁷ / ₈ "	23 ¹ / ₂ "	63 ⁵ / ₁₆ "	Y	DT4WSLH6430BBFFL	\$2,911.	\$3,348.	\$3,495.
	right hand	29 ⁷ / ₈ "	23 ¹ / ₂ "	63 ⁵ / ₁₆ "	Y	DT4WSRH6430BBFFL	2,911.	3,348.	3,495.



64" High tower with four file drawers and door and wardrobe (left hand shown)	left hand	29 ⁷ / ₈ "	23 ¹ / ₂ "	63 ⁵ / ₁₆ "	Y	DT4WSLH6430FFFFL	2,948.	3,391.	3,539.
	right hand	29 ⁷ / ₈ "	23 ¹ / ₂ "	63 ⁵ / ₁₆ "	Y	DT4WSRH6430FFFFL	2,948.	3,391.	3,539.



Order Code	Specification Information	Application Notes	Critical Dimensions
Example: DT4WSLH6430BBFL-117	For non-locking towers, deduct as follows from the list price for each unit: Deduct \$30 for (1) lock unit, \$60 for (2) lock unit, and \$75 for a (3) lock unit. Substitute the "L" suffix with an "N" within the pattern number to designate a non-locking unit, example (DT4WSLH5030BBFN)	Note: 6" drawers behind doors are not available within the wardrobe portion of towers. Drawers behind doors are painted black.	Dimensions under, w , d and h are actual to the nearest ¹ / ₁₆ "
DT4 Series 2 Steel Front, Recessed Pull			
WS Wardrobe and Single Door	"M" drawers consisting of a box drawer body with a file drawer head are available by substituting any two "B" or any one "F" character within the pattern number, example (DT4WSLH5030MFN). Multiple "M" drawers may be specified providing they equal the total modules available. A 6" drawer, behind a cupboard door is available by adding the numeral 1 to the end of the pattern number, example (DT4WSLH6430BBFL1)	Note: Drawers behind doors list prices are as follows: 1= \$255	50", 57" and 64" Tower Internal Dimensions
LH Left Hand Access			
64 64" High	• 15"w Side Access and Display towers include (1) lock. • Single door towers, double door towers, 24"w and 30"w Side Access and Display towers include (2) locks. (Except full-height doors which include (1) lock)	Application Notes	<ul style="list-style-type: none"> Box and M drawer height: 4⁵/₁₆" Box and M drawer width: 12¹/₁₆" Box and M drawer depth: 18³/₈" File drawer height: 9¹/₄" File drawer width: 12¹/₁₆" File drawer depth: 18³/₈" Wide drawer height: 9⁹/₁₆" Wide drawer width: 20³/₄" Wide drawer depth: 22⁷/₈"
30 30" Wide			
B Box Drawer	• Front Access (only) towers with wardrobe include (3) locks. (Except full-height doors with wardrobe which include (2) locks)	Hanging rails and other accessories are not included and must be ordered separately. Hanging rails are included with 24" and 30" wide lateral drawers only. (See <i>Tower Accessories for pricing and order entry information</i>)	Note: All towers are configured from the top down with standard combinations of box and file drawers.
B Box Drawer			
F File Drawer	Half depth adjustable shelves and coat hooks may be ordered separately allowing the cupboard and wardrobe area of the 15", 24" and 30" wide towers to support binders as well as shorter coats. (See <i>Tower Accessories for pricing and order entry information</i>)		
L Locking			
117 Soft Grey paint finish			

Storage Towers Steel Front - Series 2 Pull

Series 2 Storage

15" Wide Storage Towers

42" High

Series 2 Dividends Front Storage

description	type	w	d	h	lock	pattern no.	P1	P2	P3
42" High Side Access Bookcase tower with two box and one file drawer (right hand shown)	left hand	14 7/8"	23 1/2"	41 5/16"	Y	DT3SBLH4215BBFL	\$1,785.	\$2,052.	\$2,141.
	right hand	14 7/8"	23 1/2"	41 5/16"	Y	DT3SBRH4215BBFL	1,785.	2,052.	2,141.



42" High Side Access Bookcase tower with two file drawers (right hand shown)	left hand	14 7/8"	23 1/2"	41 5/16"	Y	DT3SBLH4215FFL	1,700.	1,961.	2,044.
	right hand	14 7/8"	23 1/2"	41 5/16"	Y	DT3SBRH4215FFL	1,700.	1,961.	2,044.



Order Code

Example:	DT3SBLH4215BBFL-117
DT3	Series 2 Steel Front, Series 2 Pull
SB	Side Access Bookcase
LH	Left Hand Access
42	42" High
15	15" Wide
B	Box Drawer
B	Box Drawer
F	File Drawer
L	Locking
117	Soft Grey paint finish

Specification Information

For non-locking towers, deduct as follows from the list price for each unit: Deduct \$30 for (1) lock unit, \$60 for (2) lock unit, and \$75 for a (3) lock unit. Substitute the "L" suffix with an "N" within the pattern number to designate a non-locking unit, example (DT3SLH5015BBFN)

Application Notes

Hanging rails and other accessories are not included and must be ordered separately. Hanging rails are included with 24" and 30" wide lateral drawers only. (See *Tower Accessories for pricing and order entry information*)

Half depth adjustable shelves and coat hooks may be ordered separately allowing the cupboard area of the 15", 24" and 30" wide towers to support binders as well as shorter coats. (See *Tower Accessories for pricing and order entry information*) Note: Series 2 Steel front doors are standard without a handle. Handles may be ordered for cupboard doors as a special.

- 15" w Side Access and Display towers include (1) lock.
- Single door towers, double door towers, 24" w and 30" w Side Access and Display towers include (2) locks. (Except full-height doors which include (1) lock)
- Front Access (only) towers with wardrobe include (3) locks. (Except full-height doors with wardrobe which include (2) locks)

Single door tower (50" h and 57" h) with no drawers include one fixed shelf and one adjustable shelf. 64" h includes on fixed shelf and two adjustable shelves. Fixed shelf is positioned just below worksurface height.

Critical Dimensions

Dimensions under, **w**, **d** and **h** are actual to the nearest 1/16"

42", 50", 57" and 64" Tower Internal Dimensions

- Box and M drawer height: 4 5/16"
- Box and M drawer width: 12 1/16"
- Box and M drawer depth: 18 3/8"
- File drawer height: 9 1/4"
- File drawer width: 12 1/16"
- File drawer depth: 18 3/8"

Note: All towers are configured from the top down with standard combinations of box and file drawers.

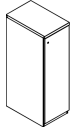
Storage Towers Steel Front - Series 2 Pull

15" Wide Storage Towers

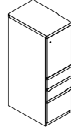
50" High

Series 2 Storage

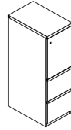
description	type	w	d	h	lock	pattern no.	P1	P2	P3
50" High Single Door tower with no drawers (right hand shown)	left hand	14 ⁷ / ₈ "	23 ¹ / ₂ "	48 ⁵ / ₁₆ "	Y	DT3SLH5015L	\$1,965.	\$2,128.	\$2,377.
	right hand	14 ⁷ / ₈ "	23 ¹ / ₂ "	48 ⁵ / ₁₆ "	Y	DT3SRH5015L	1,965.	2,128.	2,377.



50" High Single Door tower with two box and one file drawer (right hand shown)	left hand	14 ⁷ / ₈ "	23 ¹ / ₂ "	48 ⁵ / ₁₆ "	Y	DT3SLH5015BBFL	2,091.	2,405.	2,510.
	right hand	14 ⁷ / ₈ "	23 ¹ / ₂ "	48 ⁵ / ₁₆ "	Y	DT3SRH5015BBFL	2,091.	2,405.	2,510.



50" High Single Door tower with two file drawers (right hand shown)	left hand	14 ⁷ / ₈ "	23 ¹ / ₂ "	48 ⁵ / ₁₆ "	Y	DT3SLH5015FFL	1,886.	2,169.	2,261.
	right hand	14 ⁷ / ₈ "	23 ¹ / ₂ "	48 ⁵ / ₁₆ "	Y	DT3SRH5015FFL	1,886.	2,169.	2,261.



Order Code		Application Notes	Critical Dimensions
Example:	DT3SBLH5015BBFL-117	<p>Hanging rails and other accessories are not included and must be ordered separately. Hanging rails are included with 24" and 30" wide lateral drawers only. <i>(See Tower Accessories for pricing and order entry information)</i></p> <p>Half depth adjustable shelves and coat hooks may be ordered separately allowing the cupboard area of the 15", 24" and 30" wide towers to support binders as well as shorter coats. <i>(See Tower Accessories for pricing and order entry information)</i>Note: <i>Series 2 Steel front doors are standard without a handle. Handles may be ordered for cupboard doors as a special.</i></p>	Dimensions under, w , d and h are actual to the nearest 1/16"
DT3	Series 2 Steel Front, Series 2 Pull		42", 50", 57" and 64" Tower Internal Dimensions
SB	Side Access Bookcase		<ul style="list-style-type: none">Box and M drawer height: 4 5/16"Box and M drawer width: 12 1/16"Box and M drawer depth: 18 3/8"File drawer height: 9 1/4"File drawer width: 12 1/16"File drawer depth: 18 3/8"
LH	Left Hand Access		Note: All towers are configured from the top down with standard combinations of box and file drawers.
50	50" High		
15	15" Wide		
B	Box Drawer		
B	Box Drawer		
F	File Drawer		
L	Locking		
117	Soft Grey paint finish		
Specification Information			

Specification Information

For non-locking towers, deduct as follows from the list price for each unit: Deduct \$30 for (1) lock unit, \$60 for (2) lock unit, and \$75 for a (3) lock unit. Substitute the "L" suffix with an "N" within the pattern number to designate a non-locking unit, example (DT3SLH5015BBFN)

Note: Drawer behind door list pricing is as follows: 1= \$255

- 15" w Side Access and Display towers include (1) lock.
- Single door towers, double door towers, 24" w and 30" w Side Access and Display towers include (2) locks. (Except full-height doors which include (1) lock)
- Front Access (only) towers with wardrobe include (3) locks. (Except full-height doors with wardrobe which include (2) locks)

Single door tower (50"h and 57"h) with no drawers include one fixed shelf and one adjustable shelf. 64"h includes one fixed shelf and two adjustable shelves. Fixed shelf is positioned just below worksurface height.

Storage Towers Steel Front - Series 2 Pull

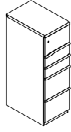
15" Wide Storage Towers

50" High

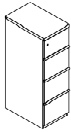
Series 2 Storage

Series 2 Dividends Front Storage

description	type	w	d	h	lock	pattern no.	P1	P2	P3
50" High Single Door tower with two box and two file drawers (right hand shown)	left hand	14 ⁷ / ₈ "	23 1/2"	48 ⁵ / ₁₆ "	Y	DT3SLH5015BBFFL	\$2,288.	\$2,631.	\$2,748.
	right hand	14 ⁷ / ₈ "	23 1/2"	48 ⁵ / ₁₆ "	Y	DT3SRH5015BBFFL	2,288.	2,631.	2,748.



50" High Single Door tower with three file drawers (right hand shown)	left hand	14 ⁷ / ₈ "	23 1/2"	48 ⁵ / ₁₆ "	Y	DT3SLH5015FFFL	2,117.	2,432.	2,539.
	right hand	14 ⁷ / ₈ "	23 1/2"	48 ⁵ / ₁₆ "	Y	DT3SRH5015FFFL	2,117.	2,432.	2,539.



50" High Side Access Bookcase tower with two box and one file drawer (right hand shown)	left hand	14 ⁷ / ₈ "	23 1/2"	48 ⁵ / ₁₆ "	Y	DT3SBLH5015BBFL	1,883.	2,161.	2,257.
	right hand	14 ⁷ / ₈ "	23 1/2"	48 ⁵ / ₁₆ "	Y	DT3SBRH5015BBFL	1,883.	2,161.	2,257.



Order Code

Example:	DT3SBLH5015BBFL-117
DT3	Series 2 Steel Front, Series 2 Pull
SB	Side Access Bookcase
LH	Left Hand Access
50	50" High
15	15" Wide
B	Box Drawer
B	Box Drawer
F	File Drawer
L	Locking
117	Soft Grey paint finish

Specification Information

For non-locking towers, deduct as follows from the list price for each unit: Deduct \$30 for (1) lock unit, \$60 for (2) lock unit, and \$75 for a (3) lock unit. Substitute the "L" suffix with an "N" within the pattern number to designate a non-locking unit, example (DT3SLH5015BBFN)

Application Notes

Hanging rails and other accessories are not included and must be ordered separately. Hanging rails are included with 24" and 30" wide lateral drawers only. (See *Tower Accessories for pricing and order entry information*)

Half depth adjustable shelves and coat hooks may be ordered separately allowing the cupboard area of the 15", 24" and 30" wide towers to support binders as well as shorter coats. (See *Tower Accessories for pricing and order entry information*) Note: Series 2 Steel front doors are standard without a handle. Handles may be ordered for cupboard doors as a special.

- 15" w Side Access and Display towers include (1) lock.
- Single door towers, double door towers, 24" w and 30" w Side Access and Display towers include (2) locks. (Except full-height doors which include (1) lock)
- Front Access (only) towers with wardrobe include (3) locks. (Except full-height doors with wardrobe which include (2) locks)

Single door tower (50" h and 57" h) with no drawers include one fixed shelf and one adjustable shelf. 64" h includes on fixed shelf and two adjustable shelves. Fixed shelf is positioned just below worksurface height.

Critical Dimensions

Dimensions under, **w**, **d** and **h** are actual to the nearest 1/16"

42", 50", 57" and 64" Tower Internal Dimensions

- Box and M drawer height: 4⁵/₁₆"
- Box and M drawer width: 12¹/₁₆"
- Box and M drawer depth: 18³/₈"
- File drawer height: 9¹/₄"
- File drawer width: 12¹/₁₆"
- File drawer depth: 18³/₈"

Note: All towers are configured from the top down with standard combinations of box and file drawers.

"M" drawers consisting of a box drawer body with a file drawer head are available by substituting any two "B" or any one "F" character within the pattern number, example (DT3SLH5015MFN). Multiple "M" drawers may be specified providing they equal the total modules available.

A 6" drawer, behind a cupboard door is available by adding the numeral 1 to the end of the pattern number, example (DT3SLH6415BBFL1)

Note: 6" drawers behind doors are not available within the wardrobe portion of towers. Drawers behind doors are painted black.

Note: Drawer behind door list pricing is as follows: 1= \$255

Storage Towers Steel Front - Series 2 Pull

15" Wide Storage Towers

50" High

Series 2 Storage

description	type	w	d	h	lock	pattern no.	P1	P2	P3
50" High Side Access Bookcase tower with two file drawers (right hand shown)	left hand	14 ⁷ / ₈ "	23 ¹ / ₂ "	48 ⁵ / ₁₆ "	Y	DT3SBLH5015FFL	\$1,785.	\$2,052.	\$2,141.
	right hand	14 ⁷ / ₈ "	23 ¹ / ₂ "	48 ⁵ / ₁₆ "	Y	DT3SBRH5015FFL	1,785.	2,052.	2,141.



Order Code

Example:	DT3SBLH5015BBFL-117
DT3	Series 2 Steel Front, Series 2 Pull
SB	Side Access Bookcase
LH	Left Hand Access
50	50" High
15	15" Wide
B	Box Drawer
B	Box Drawer
F	File Drawer
L	Locking
117	Soft Grey paint finish

Specification Information

For non-locking towers, deduct as follows from the list price for each unit: Deduct \$30 for (1) lock unit, \$60 for (2) lock unit, and \$75 for a (3) lock unit. Substitute the "L" suffix with an "N" within the pattern number to designate a non-locking unit, example (DT3SLH5015BBFN)

Application Notes

"M" drawers consisting of a box drawer body with a file drawer head are available by substituting any two "B" or any one "F" character within the pattern number, example (DT3SLH5015MFN). Multiple "M" drawers may be specified providing they equal the total modules available.

A 6" drawer, behind a cupboard door is available by adding the numeral 1 to the end of the pattern number, example (DT3SLH6415BBFL1)

Note: 6" drawers behind doors are not available within the wardrobe portion of towers. Drawers behind doors are painted black.

Note: Drawer behind door list pricing is as follows: 1= \$255

Hanging rails and other accessories are not included and must be ordered separately. Hanging rails are included with 24" and 30" wide lateral drawers only. (See *Tower Accessories for pricing and order entry information*)

Half depth adjustable shelves and coat hooks may be ordered separately allowing the cupboard area of the 15", 24" and 30" wide towers to support binders as well as shorter coats. (See *Tower Accessories for pricing and order entry information*) *Note: Series 2 Steel front doors are standard without a handle. Handles may be ordered for cupboard doors as a special.*

- 15" w Side Access and Display towers include (1) lock.
- Single door towers, double door towers, 24" w and 30" w Side Access and Display towers include (2) locks. (Except full-height doors which include (1) lock)
- Front Access (only) towers with wardrobe include (3) locks. (Except full-height doors with wardrobe which include (2) locks)

Single door tower (50" h and 57" h) with no drawers include one fixed shelf and one adjustable shelf. 64" h includes on fixed shelf and two adjustable shelves. Fixed shelf is positioned just below worksurface height.

Critical Dimensions

Dimensions under, **w**, **d** and **h** are actual to the nearest 1/16"

42", 50", 57" and 64" Tower Internal Dimensions

- Box and M drawer height: 4⁵/₁₆"
- Box and M drawer width: 12¹/₁₆"
- Box and M drawer depth: 18³/₈"
- File drawer height: 9¹/₄"
- File drawer width: 12¹/₁₆"
- File drawer depth: 18³/₈"

Note: All towers are configured from the top down with standard combinations of box and file drawers.

Storage Towers Steel Front - Series 2 Pull

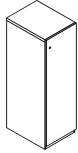
15" Wide Storage Towers

57" High

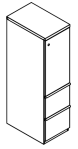
Series 2 Storage

Series 2 Dividends Front Storage

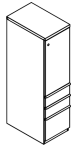
description	type	w	d	h	lock	pattern no.	P1	P2	P3
57" High Single Door tower with no drawers (right hand shown)	left hand	14 ⁷ / ₈ "	23 ¹ / ₂ "	56 ³ / ₁₆ "	Y	DT3SLH5715L	\$2,015.	\$2,214.	\$2,417.
	right hand	14 ⁷ / ₈ "	23 ¹ / ₂ "	56 ³ / ₁₆ "	Y	DT3SRH5715L	2,015.	2,214.	2,417.



57" High Single Door tower with two file drawers (right hand shown)	left hand	14 ⁷ / ₈ "	23 ¹ / ₂ "	56 ³ / ₁₆ "	Y	DT3SLH5715FFL	1,934.	2,227.	2,321.
	right hand	14 ⁷ / ₈ "	23 ¹ / ₂ "	56 ³ / ₁₆ "	Y	DT3SRH5715FFL	1,934.	2,227.	2,321.



57" High Single Door tower with two box and one file drawer (right hand shown)	left hand	14 ⁷ / ₈ "	23 ¹ / ₂ "	56 ³ / ₁₆ "	Y	DT3SLH5715BBFL	2,141.	2,461.	2,568.
	right hand	14 ⁷ / ₈ "	23 ¹ / ₂ "	56 ³ / ₁₆ "	Y	DT3SRH5715BBFL	2,141.	2,461.	2,568.



Order Code

Example:	DT3SBLH5715BBFL-117
DT3	Series 2 Steel Front, Series 2 Pull
SB	Side Access Bookcase
LH	Left Hand Access
57	57" High
15	15" Wide
B	Box Drawer
B	Box Drawer
F	File Drawer
L	Locking
117	Soft Grey paint finish

Specification Information

For non-locking towers, deduct as follows from the list price for each unit: Deduct \$30 for (1) lock unit, \$60 for (2) lock unit, and \$75 for a (3) lock unit. Substitute the "L" suffix with an "N" within the pattern number to designate a non-locking unit, example (DT3SLH5015BBFN)

Application Notes

Hanging rails and other accessories are not included and must be ordered separately. Hanging rails are included with 24" and 30" wide lateral drawers only. (See *Tower Accessories for pricing and order entry information*)

Half depth adjustable shelves and coat hooks may be ordered separately allowing the cupboard area of the 15", 24" and 30" wide towers to support binders as well as shorter coats. (See *Tower Accessories for pricing and order entry information*) *Note: Series 2 Steel front doors are standard without a handle. Handles may be ordered for cupboard doors as a special.*

- 15" w Side Access and Display towers include (1) lock.
- Single door towers, double door towers, 24" w and 30" w Side Access and Display towers include (2) locks. (Except full-height doors which include (1) lock)
- Front Access (only) towers with wardrobe include (3) locks. (Except full-height doors with wardrobe which include (2) locks)

Single door tower (50" h and 57" h) with no drawers include one fixed shelf and one adjustable shelf. 64" h includes one fixed shelf and two adjustable shelves. Fixed shelf is positioned just below worksurface height.

Critical Dimensions

Dimensions under, **w**, **d** and **h** are actual to the nearest 1/16"

42", 50", 57" and 64" Tower Internal Dimensions

- Box and M drawer height: 4⁵/₁₆"
- Box and M drawer width: 12¹/₁₆"
- Box and M drawer depth: 18³/₈"
- File drawer height: 9¹/₄"
- File drawer width: 12¹/₁₆"
- File drawer depth: 18³/₈"

Note: All towers are configured from the top down with standard combinations of box and file drawers.

"M" drawers consisting of a box drawer body with a file drawer head are available by substituting any two "B" or any one "F" character within the pattern number, example (DT3SLH5015MFN). Multiple "M" drawers may be specified providing they equal the total modules available.

A 6" drawer, behind a cupboard door is available by adding the numeral 1 to the end of the pattern number, example (DT3SLH6415BBFL1)

Note: 6" drawers behind doors are not available within the wardrobe portion of towers. Drawers behind doors are painted black.

Note: Drawer behind door list pricing is as follows: 1= \$255

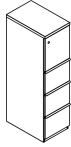
Storage Towers Steel Front - Series 2 Pull

15" Wide Storage Towers

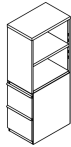
57" High

Series 2 Storage

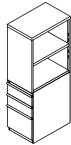
description	type	w	d	h	lock	pattern no.	P1	P2	P3
57" High Single Door tower with three file drawers (right hand shown)	left hand	14 ⁷ / ₈ "	23 ¹ / ₂ "	56 ³ / ₁₆ "	Y	DT3SLH5715FFFL	\$2,165.	\$2,489.	\$2,593.
	right hand	14 ⁷ / ₈ "	23 ¹ / ₂ "	56 ³ / ₁₆ "	Y	DT3SRH5715FFFL	2,165.	2,489.	2,593.



57" High Side Access Bookcase tower with two file drawers (right hand shown)	left hand	14 ⁷ / ₈ "	23 ¹ / ₂ "	56 ³ / ₁₆ "	Y	DT3SBLH5715FFL	1,934.	2,227.	2,321.
	right hand	14 ⁷ / ₈ "	23 ¹ / ₂ "	56 ³ / ₁₆ "	Y	DT3SBRH5715FFL	1,934.	2,227.	2,321.



57" High Side Access Bookcase tower with two box and one file drawer (right hand shown)	left hand	14 ⁷ / ₈ "	23 ¹ / ₂ "	56 ³ / ₁₆ "	Y	DT3SBLH5715BBFL	2,141.	2,461.	2,568.
	right hand	14 ⁷ / ₈ "	23 ¹ / ₂ "	56 ³ / ₁₆ "	Y	DT3SBRH5715BBFL	2,141.	2,461.	2,568.



Order Code

Example:	DT3SBLH5715BBFL-117
DT3	Series 2 Steel Front, Series 2 Pull
SB	Side Access Bookcase
LH	Left Hand Access
57	57" High
15	15" Wide
B	Box Drawer
B	Box Drawer
F	File Drawer
L	Locking
117	Soft Grey paint finish

Specification Information

For non-locking towers, deduct as follows from the list price for each unit: Deduct \$30 for (1) lock unit, \$60 for (2) lock unit, and \$75 for a (3) lock unit. Substitute the "L" suffix with an "N" within the pattern number to designate a non-locking unit, example (DT3SLH5015BBFN)

Application Notes

Hanging rails and other accessories are not included and must be ordered separately. Hanging rails are included with 24" and 30" wide lateral drawers only. (See *Tower Accessories for pricing and order entry information*)

Half depth adjustable shelves and coat hooks may be ordered separately allowing the cupboard area of the 15", 24" and 30" wide towers to support binders as well as shorter coats. (See *Tower Accessories for pricing and order entry information*) Note: Series 2 Steel front doors are standard without a handle. Handles may be ordered for cupboard doors as a special.

- 15" w Side Access and Display towers include (1) lock.
- Single door towers, double door towers, 24" w and 30" w Side Access and Display towers include (2) locks. (Except full-height doors which include (1) lock)
- Front Access (only) towers with wardrobe include (3) locks. (Except full-height doors with wardrobe which include (2) locks)

Single door tower (50" h and 57" h) with no drawers include one fixed shelf and one adjustable shelf. 64" h includes one fixed shelf and two adjustable shelves. Fixed shelf is positioned just below worksurface height.

Critical Dimensions

Dimensions under, **w**, **d** and **h** are actual to the nearest 1/16"

42", 50", 57" and 64" Tower Internal Dimensions

- Box and M drawer height: 4⁵/₁₆"
- Box and M drawer width: 12¹/₁₆"
- Box and M drawer depth: 18³/₈"
- File drawer height: 9¹/₄"
- File drawer width: 12¹/₁₆"
- File drawer depth: 18³/₈"

Note: All towers are configured from the top down with standard combinations of box and file drawers.

"M" drawers consisting of a box drawer body with a file drawer head are available by substituting any two "B" or any one "F" character within the pattern number, example (DT3SLH5015MFN). Multiple "M" drawers may be specified providing they equal the total modules available.

A 6" drawer, behind a cupboard door is available by adding the numeral 1 to the end of the pattern number, example (DT3SLH6415BBFL1)

Note: 6" drawers behind doors are not available within the wardrobe portion of towers. Drawers behind doors are painted black.

Note: Drawer behind door list pricing is as follows: 1= \$255

Storage Towers Steel Front - Series 2 Pull

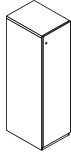
15" Wide Storage Towers

64" High

Series 2 Storage

Series 2 Dividends Front Storage

description	type	w	d	h	lock	pattern no.	P1	P2	P3
64" High Single Door tower with no drawers (right hand shown)	left hand	14 ⁷ / ₈ "	23 ¹ / ₂ "	63 ⁵ / ₁₆ "	Y	DT3SLH6415L	\$2,099.	\$2,308.	\$2,517.
	right hand	14 ⁷ / ₈ "	23 ¹ / ₂ "	63 ⁵ / ₁₆ "	Y	DT3SRH6415L	2,099.	2,308.	2,517.



64" High Side Access Bookcase tower with two box and one file drawer (right hand shown)	left hand	14 ⁷ / ₈ "	23 ¹ / ₂ "	63 ⁵ / ₁₆ "	Y	DT3SBLH6415BBFL	1,944.	2,242.	2,336.
	right hand	14 ⁷ / ₈ "	23 ¹ / ₂ "	63 ⁵ / ₁₆ "	Y	DT3SBRH6415BBFL	1,944.	2,242.	2,336.



64" High Side Access Bookcase tower with two file drawers (right hand shown)	left hand	14 ⁷ / ₈ "	23 ¹ / ₂ "	63 ⁵ / ₁₆ "	Y	DT3SBLH6415FFL	1,852.	2,129.	2,217.
	right hand	15"	23 ¹ / ₂ "	63 ⁵ / ₁₆ "	Y	DT3SBRH6415FFL	1,852.	2,129.	2,217.



Order Code		Application Notes	Critical Dimensions
Example: DT3SBLH6415BBFL-117		<p>Hanging rails and other accessories are not included and must be ordered separately. Hanging rails are included with 24" and 30" wide lateral drawers only. <i>(See Tower Accessories for pricing and order entry information)</i></p> <p>Half depth adjustable shelves and coat hooks may be ordered separately allowing the cupboard area of the 15", 24" and 30" wide towers to support binders as well as shorter coats. <i>(See Tower Accessories for pricing and order entry information)</i>Note: Series 2 Steel front doors are standard without a handle. Handles may be ordered for cupboard doors as a special.</p>	Dimensions under, w , d and h are actual to the nearest 1/16"
DT3	Series 2 Steel Front, Series 2 Pull		42", 50", 57" and 64" Tower Internal Dimensions
SB	Side Access Bookcase		<ul style="list-style-type: none">Box and M drawer height: 4 5/16"Box and M drawer width: 12 1/16"Box and M drawer depth: 18 3/8"File drawer height: 9 1/4"File drawer width: 12 1/16"File drawer depth: 18 3/8"
LH	Left Hand Access		Note: All towers are configured from the top down with standard combinations of box and file drawers.
64	64" High		
15	15" Wide		
B	Box Drawer		
B	Box Drawer		
F	File Drawer		
L	Locking		
117	Soft Grey paint finish		
Specification Information			

Specification Information

For non-locking towers, deduct as follows from the list price for each unit: Deduct \$30 for (1) lock unit, \$60 for (2) lock unit, and \$75 for a (3) lock unit. Substitute the "L" suffix with an "N" within the pattern number to designate a non-locking unit, example (DT3SLH5015BBFN)

Note: Drawer behind door list pricing is as follows: 1= \$255

- 15" w Side Access and Display towers include (1) lock.
- Single door towers, double door towers, 24" w and 30" w Side Access and Display towers include (2) locks. (Except full-height doors which include (1) lock)
- Front Access (only) towers with wardrobe include (3) locks. (Except full-height doors with wardrobe which include (2) locks)

Single door tower (50" h and 57" h) with no drawers include one fixed shelf and one adjustable shelf. 64" h includes one fixed shelf and two adjustable shelves. Fixed shelf is positioned just below worksurface height.

Storage Towers Steel Front - Series 2 Pull

15" Wide Storage Towers

64" High

Series 2 Storage

description	type	w	d	h	lock	pattern no.	P1	P2	P3
64" High Side Access Display tower with two box and one file drawer (right hand shown)	left hand	14 ⁷ / ₈ "	23 ¹ / ₂ "	63 ⁵ / ₁₆ "	Y	DT3BDLH6415BBFL	\$1,971.	\$2,266.	\$2,367.
	right hand	14 ⁷ / ₈ "	23 ¹ / ₂ "	63 ⁵ / ₁₆ "	Y	DT3BDRH6415BBFL	1,971.	2,266.	2,367.



Note: Display towers are open to access on two sides, i.e., the front and one side.

64" High Side Access Display tower with two file drawers (right hand shown)	left hand	14 ⁷ / ₈ "	23 ¹ / ₂ "	63 ⁵ / ₁₆ "	Y	DT3BDLH6415FFFL	1,876.	2,157.	2,250.
	right hand	14 ⁷ / ₈ "	23 ¹ / ₂ "	63 ⁵ / ₁₆ "	Y	DT3BDRH6415FFFL	1,876.	2,157.	2,250.



Note: Display towers are open to access on two sides, i.e., the front and one side.

64" High Single Door tower with four file drawers (right hand shown)	left hand	14 ⁷ / ₈ "	23 ¹ / ₂ "	63 ⁵ / ₁₆ "	Y	DT3SLH6415FFFFL	2,404.	2,763.	2,886.
	right hand	14 ⁷ / ₈ "	23 ¹ / ₂ "	63 ⁵ / ₁₆ "	Y	DT3SRH6415FFFFL	2,404.	2,763.	2,886.



Order Code	Application Notes	Critical Dimensions
Example: DT3SBLH6415BBFL-117		Dimensions under, w , d and h are actual to the nearest ¹ / ₁₆ "
DT3 Series 2 Steel Front, Series 2 Pull	Hanging rails and other accessories are not included and must be ordered separately. Hanging rails are included with 24" and 30" wide lateral drawers only. (See <i>Tower Accessories for pricing and order entry information</i>)	42", 50", 57" and 64" Tower Internal Dimensions
SB Side Access Bookcase		<ul style="list-style-type: none"> Box and M drawer height: 4⁵/₁₆" Box and M drawer width: 12¹/₁₆" Box and M drawer depth: 18³/₈" File drawer height: 9¹/₄" File drawer width: 12¹/₁₆" File drawer depth: 18³/₈"
LH Left Hand Access		
64 64" High		
15 15" Wide		
B Box Drawer		
B Box Drawer		
F File Drawer		
L Locking		
117 Soft Grey paint finish		

Specification Information

For non-locking towers, deduct as follows from the list price for each unit: Deduct \$30 for (1) lock unit, \$60 for (2) lock unit, and \$75 for a (3) lock unit. Substitute the "L" suffix with an "N" within the pattern number to designate a non-locking unit, example (DT3SLH5015BBFN)

"M" drawers consisting of a box drawer body with a file drawer head are available by substituting any two "B" or any one "F" character within the pattern number, example (DT3SLH5015MFN). Multiple "M" drawers may be specified providing they equal the total modules available.

A 6" drawer, behind a cupboard door is available by adding the numeral 1 to the end of the pattern number, example (DT3SLH6415BBFL1)

Note: 6" drawers behind doors are not available within the wardrobe portion of towers. Drawers behind doors are painted black.

Note: Drawer behind door list pricing is as follows: 1= \$255

Hanging rails and other accessories are not included and must be ordered separately. Hanging rails are included with 24" and 30" wide lateral drawers only. (See *Tower Accessories for pricing and order entry information*)

Half depth adjustable shelves and coat hooks may be ordered separately allowing the cupboard area of the 15", 24" and 30" wide towers to support binders as well as shorter coats. (See *Tower Accessories for pricing and order entry information*)*Note: Series 2 Steel front doors are standard without a handle. Handles may be ordered for cupboard doors as a special.*

- 15" w Side Access and Display towers include (1) lock.
- Single door towers, double door towers, 24" w and 30" w Side Access and Display towers include (2) locks. (Except full-height doors which include (1) lock)
- Front Access (only) towers with wardrobe include (3) locks. (Except full-height doors with wardrobe which include (2) locks)

Single door tower (50" h and 57" h) with no drawers include one fixed shelf and one adjustable shelf. 64" h includes on fixed shelf and two adjustable shelves. Fixed shelf is positioned just below worksurface height.

Storage Towers Steel Front - Series 2 Pull

15" Wide Storage Towers

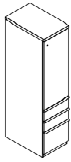
64" High

Series 2 Storage

description	type	w	d	h	lock	pattern no.	P1	P2	P3
64" High Single Door tower with three file drawers (right hand shown)	left hand	14 ⁷ / ₈ "	23 ¹ / ₂ "	63 ⁵ / ₁₆ "	Y	DT3SLH6415FFFL	\$2,209.	\$2,543.	\$2,654.
	right hand	14 ⁷ / ₈ "	23 ¹ / ₂ "	63 ⁵ / ₁₆ "	Y	DT3SRH6415FFFL	2,209.	2,543.	2,654.



64" High Single Door tower with two box and one file drawer (right hand shown)	left hand	14 ⁷ / ₈ "	23 ¹ / ₂ "	63 ⁵ / ₁₆ "	Y	DT3SLH6415BBFL	2,190.	2,517.	2,627.
	right hand	14 ⁷ / ₈ "	23 ¹ / ₂ "	63 ⁵ / ₁₆ "	Y	DT3SRH6415BBFL	2,190.	2,517.	2,627.



64" High Single Door tower with two box and two file drawers (right hand shown)	left hand	14 ⁷ / ₈ "	23 ¹ / ₂ "	63 ⁵ / ₁₆ "	Y	DT3SLH6415BBFFL	2,369.	2,722.	2,842.
	right hand	14 ⁷ / ₈ "	23 ¹ / ₂ "	63 ⁵ / ₁₆ "	Y	DT3SRH6415BBFFL	2,369.	2,722.	2,842.



Order Code

Example:	DT3SBLH6415BBFL-117
DT3	Series 2 Steel Front, Series 2 Pull
SB	Side Access Bookcase
LH	Left Hand Access
64	64" High
15	15" Wide
B	Box Drawer
B	Box Drawer
F	File Drawer
L	Locking
117	Soft Grey paint finish

Specification Information

For non-locking towers, deduct as follows from the list price for each unit: Deduct \$30 for (1) lock unit, \$60 for (2) lock unit, and \$75 for a (3) lock unit. Substitute the "L" suffix with an "N" within the pattern number to designate a non-locking unit, example (DT3SLH5015BBFN)

Application Notes

Hanging rails and other accessories are not included and must be ordered separately. Hanging rails are included with 24" and 30" wide lateral drawers only. (See *Tower Accessories for pricing and order entry information*)

Half depth adjustable shelves and coat hooks may be ordered separately allowing the cupboard area of the 15", 24" and 30" wide towers to support binders as well as shorter coats. (See *Tower Accessories for pricing and order entry information*) Note: Series 2 Steel front doors are standard without a handle. Handles may be ordered for cupboard doors as a special.

- 15" w Side Access and Display towers include (1) lock.
- Single door towers, double door towers, 24" w and 30" w Side Access and Display towers include (2) locks. (Except full-height doors which include (1) lock)
- Front Access (only) towers with wardrobe include (3) locks. (Except full-height doors with wardrobe which include (2) locks)

Single door tower (50" h and 57" h) with no drawers include one fixed shelf and one adjustable shelf. 64" h includes on fixed shelf and two adjustable shelves. Fixed shelf is positioned just below worksurface height.

Critical Dimensions

Dimensions under, **w**, **d** and **h** are actual to the nearest 1/16"

42", 50", 57" and 64" Tower Internal Dimensions

- Box and M drawer height: 4⁵/₁₆"
- Box and M drawer width: 12¹/₁₆"
- Box and M drawer depth: 18³/₈"
- File drawer height: 9¹/₄"
- File drawer width: 12¹/₁₆"
- File drawer depth: 18³/₈"

Note: All towers are configured from the top down with standard combinations of box and file drawers.

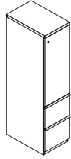
Storage Towers Steel Front - Series 2 Pull

15" Wide Storage Towers

64" High

Series 2 Storage

description	type	w	d	h	lock	pattern no.	P1	P2	P3
64" High Single Door tower with two file drawers (right hand shown)	left hand	14 ⁷ / ₈ "	23 ¹ / ₂ "	63 ⁵ / ₁₆ "	Y	DT3SLH6415FFL	\$1,984.	\$2,284.	\$2,382.
	right hand	14 ⁷ / ₈ "	23 ¹ / ₂ "	63 ⁵ / ₁₆ "	Y	DT3SRH6415FFL	1,984.	2,284.	2,382.



Order Code

Example:	DT3SBLH6415BBFL-117
DT3	Series 2 Steel Front, Series 2 Pull
SB	Side Access Bookcase
LH	Left Hand Access
64	64" High
15	15" Wide
B	Box Drawer
B	Box Drawer
F	File Drawer
L	Locking
117	Soft Grey paint finish

Specification Information

For non-locking towers, deduct as follows from the list price for each unit: Deduct \$30 for (1) lock unit, \$60 for (2) lock unit, and \$75 for a (3) lock unit. Substitute the "L" suffix with an "N" within the pattern number to designate a non-locking unit, example (DT3SLH5015BBFN)

Application Notes

Hanging rails and other accessories are not included and must be ordered separately. Hanging rails are included with 24" and 30" wide lateral drawers only. (See *Tower Accessories for pricing and order entry information*)

Half depth adjustable shelves and coat hooks may be ordered separately allowing the cupboard area of the 15", 24" and 30" wide towers to support binders as well as shorter coats. (See *Tower Accessories for pricing and order entry information*) *Note: Series 2 Steel front doors are standard without a handle. Handles may be ordered for cupboard doors as a special.*

- 15" w Side Access and Display towers include (1) lock.
- Single door towers, double door towers, 24" w and 30" w Side Access and Display towers include (2) locks. (Except full-height doors which include (1) lock)
- Front Access (only) towers with wardrobe include (3) locks. (Except full-height doors with wardrobe which include (2) locks)

Single door tower (50" h and 57" h) with no drawers include one fixed shelf and one adjustable shelf. 64" h includes on fixed shelf and two adjustable shelves. Fixed shelf is positioned just below worksurface height.

Critical Dimensions

Dimensions under, **w**, **d** and **h** are actual to the nearest 1/16"

42", 50", 57" and 64" Tower Internal Dimensions

- Box and M drawer height: 4⁵/₁₆"
- Box and M drawer width: 12¹/₁₆"
- Box and M drawer depth: 18³/₈"
- File drawer height: 9¹/₄"
- File drawer width: 12¹/₁₆"
- File drawer depth: 18³/₈"

Note: All towers are configured from the top down with standard combinations of box and file drawers.

Storage Towers Steel Front - Series 2 Pull

24" Wide Storage Towers

42" High

Series 2 Storage

Series 2 Dividends Front Storage

description	type	w	d	h	lock	pattern no.	P1	P2	P3
42" High Side Access Bookcase with two box and one file drawer with wardrobe (left hand shown)	left hand	23 7/8"	23 1/2"	41 5/16"	Y	DT3WSBLH4224BBFL	\$2,582.	\$2,970.	\$3,103.
	right hand	23 7/8"	23 1/2"	41 5/16"	Y	DT3WSBRH4224BBFL	2,582.	2,970.	3,103.



42" High Side Access Bookcase with two file drawers with wardrobe (left hand shown)	left hand	23 7/8"	23 1/2"	41 5/16"	Y	DT3WSBLH4224FFL	2,485.	2,858.	2,983.
	right hand	23 7/8"	23 1/2"	41 5/16"	Y	DT3WSBRH4224FFL	2,485.	2,858.	2,983.



Order Code		Application Notes	Critical Dimensions
Example: DT3SBLH4224BBFL-117			
DT3	Series 2 Steel Front, Series 2 Pull	<p>Hanging rails and other accessories are not included and must be ordered separately. Hanging rails are included with 24" and 30" wide lateral drawers only. (<i>See Tower Accessories for pricing and order entry information</i>)</p> <p>Half depth adjustable shelves and coat hooks may be ordered separately allowing the cupboard and wardrobe area of the 15", 24" and 30" wide towers to support binders as well as shorter coats. (<i>See Tower Accessories for pricing and order entry information</i>)</p> <ul style="list-style-type: none">• 15" w Side Access and Display towers include (1) lock.• Single door towers, double door towers, 24" w and 30" w Side Access and Display towers include (2) locks. (Except full-height doors which include (1) lock)• Front Access (only) towers with wardrobe include (3) locks. (Except full-height doors with wardrobe which include (2) locks)	Dimensions under, w , d and h are actual to the nearest 1/16"
SB	Side Access Bookcase		50", 57" and 64" Tower Internal Dimensions
LH	Left Hand Access		<ul style="list-style-type: none">• Box and M drawer height: 4 3/16"• Box and M drawer width: 12 1/16"• Box and M drawer depth: 18 3/8"• File drawer height: 9 1/4"• File drawer width: 12 1/16"• File drawer depth: 18 3/8"• Wide drawer height: 9 1/16"• Wide drawer width: 20 3/4"• Wide drawer depth: 22 7/8"
42	42" High		
24	24" Wide		
B	Box Drawer		
B	Box Drawer		
F	File Drawer		
L	Locking		
117	Soft Grey paint finish		<p>Note: All towers are configured from the top down with standard combinations of box and file drawers.</p> <p>Note: Drawer behind door list pricing is as follows: 1= \$255</p> <p><i>Note: Series 2 Steel front doors are standard without a handle. Handles may be ordered for cupboard doors as a special.</i></p>
Specification Information			
<p>For non-locking towers, deduct as follows from the list price for each unit: Deduct \$30 for (1) lock unit, \$60 for (2) lock unit, and \$75 for a (3) lock unit. Substitute the "L" suffix with an "N" within the pattern number to designate a non-locking unit, example (DT3SLH6424BBFN)</p>			
<p>"M" drawers consisting of a box drawer body with a file drawer head are available by substituting any two "B" or any one "F" character within the pattern number, example (DT3SLH6424MFN). Multiple "M" drawers may be specified providing they equal the total modules available.</p> <p>A 6" drawer, behind a cupboard door is available by adding the numeral 1 to the end of the pattern number, example (DT3SLH6424BBFL1)</p> <p>Note: 6" drawer behind doors are not available within the wardrobe portion of towers. Drawers behind doors are painted black.</p>			

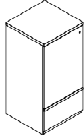
Storage Towers Steel Front - Series 2 Pull

24" Wide Storage Towers

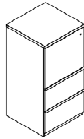
50" High

Series 2 Storage

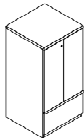
description	type	w	d	h	lock	pattern no.	P1	P2	P3
50" High Single Door tower with wide drawer (left hand shown)	left hand	23 ⁷ / ₈ "	23 ¹ / ₂ "	48 ⁵ / ₁₆ "	Y	DT3SLH5024WL	\$1,773.	\$2,041.	\$2,132.
	right hand	23 ⁷ / ₈ "	23 ¹ / ₂ "	48 ⁵ / ₁₆ "	Y	DT3SRH5024WL	1,773.	2,041.	2,132.



50" High Single Door tower with two wide drawers (left hand shown)	left hand	23 ⁷ / ₈ "	23 ¹ / ₂ "	48 ⁵ / ₁₆ "	Y	DT3SLH5024WWL	2,067.	2,380.	2,485.
	right hand	23 ⁷ / ₈ "	23 ¹ / ₂ "	48 ⁵ / ₁₆ "	Y	DT3SRH5024WWL	2,067.	2,380.	2,485.



50" High Double Door tower with one wide drawer		23 ⁷ / ₈ "	23 ¹ / ₂ "	48 ⁵ / ₁₆ "	Y	DT3D5024WL	2,188.	2,514.	2,624.
---	--	----------------------------------	----------------------------------	-----------------------------------	---	-------------------	--------	--------	--------



24" and 30" wide double door cabinets may be ordered with a grommet option located in the back of the case by adding a "G" between the 4th and 5th character of the pattern number, example (DT3D**G**6424WL). Add \$100 list for this option. **Note**, by adding a "G" option, the cabinet will also receive AV hinged doors.

Order Code		Application Notes	Critical Dimensions
Example: DT3SBLH5024BBFL-117			
DT3	Series 2 Steel Front, Series 2 Pull	Hanging rails and other accessories are not included and must be ordered separately. Hanging rails are included with 24" and 30" wide lateral drawers only. (<i>See Tower Accessories for pricing and order entry information</i>)	Dimensions under, w , d and h are actual to the nearest 1/16"
SB	Side Access Bookcase		50", 57" and 64" Tower Internal Dimensions
LH	Left Hand Access		<ul style="list-style-type: none"> Box and M drawer height: 4³/₁₆" Box and M drawer width: 12¹/₁₆" Box and M drawer depth: 18³/₈" File drawer height: 9¹/₄" File drawer width: 12¹/₁₆" File drawer depth: 18³/₈" Wide drawer height: 9⁷/₁₆" Wide drawer width: 20³/₄" Wide drawer depth: 22⁷/₈"
50	50" High		
24	24" Wide	Half depth adjustable shelves and coat hooks may be ordered separately allowing the cupboard and wardrobe area of the 15", 24" and 30" wide towers to support binders as well as shorter coats. (<i>See Tower Accessories for pricing and order entry information</i>)	
B	Box Drawer		
B	Box Drawer		
F	File Drawer		
L	Locking		
117	Soft Grey paint finish		

Specification Information

For non-locking towers, deduct as follows from the list price for each unit: Deduct \$30 for (1) lock unit, \$60 for (2) lock unit, and \$75 for a (3) lock unit. Substitute the "L" suffix with an "N" within the pattern number to designate a non-locking unit, example (DT3SLH6424BBFN)

"M" drawers consisting of a box drawer body with a file drawer head are available by substituting any two "B" or any one "F" character within the pattern number, example (DT3SLH6424**MFN**). Multiple "M" drawers may be specified providing they equal the total modules available.

A 6" drawer, behind a cupboard door is available by adding the numeral 1 to the end of the pattern number, example (DT3SLH6424BBFL**1**)

Note: 6" drawer behind doors are not available within the wardrobe portion of towers. Drawers behind doors are painted black.

- 15" w Side Access and Display towers include (1) lock.
- Single door towers, double door towers, 24" w and 30" w Side Access and Display towers include (2) locks. (Except full-height doors which include (1) lock)
- Front Access (only) towers with wardrobe include (3) locks. (Except full-height doors with wardrobe which include (2) locks)

Note: All towers are configured from the top down with standard combinations of box and file drawers.

Note: Drawer behind door list pricing is as follows: 1= \$255

Note: Series 2 Steel front doors are standard without a handle. Handles may be ordered for cupboard doors as a special.

Storage Towers Steel Front - Series 2 Pull

24" Wide Storage Towers

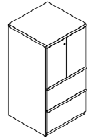
50" High

Series 2 Storage

Series 2 Dividends Front Storage

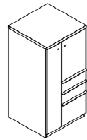
description	type	w	d	h	lock	pattern no.	P1	P2	P3
-------------	------	---	---	---	------	-------------	----	----	----

50" High Double Door tower with two wide drawers

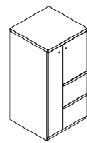


24" and 30" wide double door cabinets may be ordered with a grommet option located in the back of the case by adding a "G" between the 4th and 5th character of the pattern number, example (DT3D**G**6424WL). Add \$100 list for this option. **Note**, by adding a "G" option, the cabinet will also receive AV hinged doors.

50" High tower with two box and one file drawer and door and wardrobe (left hand shown)	left hand	23 7/8"	23 1/2"	48 5/16"	Y	DT3WSLH5024BBFL	2,375.	2,732.	2,847.
	right hand	23 7/8"	23 1/2"	48 5/16"	Y	DT3WSRH5024BBFL	2,375.	2,732.	2,847.



50" High tower with two file drawers and door and wardrobe (left hand shown)	left hand	23 7/8"	23 1/2"	48 5/16"	Y	DT3WSLH5024FFL	2,134.	2,452.	2,559.
	right hand	23 7/8"	23 1/2"	48 5/16"	Y	DT3WSRH5024FFL	2,134.	2,452.	2,559.



Order Code		Application Notes	Critical Dimensions
Example: DT3SBLH5024BBFL-117			
DT3	Series 2 Steel Front, Series 2 Pull	Hanging rails and other accessories are not included and must be ordered separately. Hanging rails are included with 24" and 30" wide lateral drawers only. (<i>See Tower Accessories for pricing and order entry information</i>)	Dimensions under, w , d and h are actual to the nearest 1/16"
SB	Side Access Bookcase		50", 57" and 64" Tower Internal Dimensions
LH	Left Hand Access		<ul style="list-style-type: none"> Box and M drawer height: 4 3/16" Box and M drawer width: 12 1/16" Box and M drawer depth: 18 3/8" File drawer height: 9 1/4" File drawer width: 12 1/16" File drawer depth: 18 3/8" Wide drawer height: 9 7/16" Wide drawer width: 20 3/4" Wide drawer depth: 22 7/8"
50	50" High		
24	24" Wide	Half depth adjustable shelves and coat hooks may be ordered separately allowing the cupboard and wardrobe area of the 15", 24" and 30" wide towers to support binders as well as shorter coats. (<i>See Tower Accessories for pricing and order entry information</i>)	
B	Box Drawer		
B	Box Drawer		
F	File Drawer		
L	Locking		
117	Soft Grey paint finish		

Specification Information

For non-locking towers, deduct as follows from the list price for each unit: Deduct \$30 for (1) lock unit, \$60 for (2) lock unit, and \$75 for a (3) lock unit. Substitute the "L" suffix with an "N" within the pattern number to designate a non-locking unit, example (DT3SLH6424BBFN)

"M" drawers consisting of a box drawer body with a file drawer head are available by substituting any two "B" or any one "F" character within the pattern number, example (DT3SLH6424**MFN**). Multiple "M" drawers may be specified providing they equal the total modules available.

A 6" drawer, behind a cupboard door is available by adding the numeral 1 to the end of the pattern number, example (DT3SLH6424BBFL**1**)

Note: 6" drawer behind doors are not available within the wardrobe portion of towers. Drawers behind doors are painted black.

- 15" w Side Access and Display towers include (1) lock.
- Single door towers, double door towers, 24" w and 30" w Side Access and Display towers include (2) locks. (Except full-height doors which include (1) lock)
- Front Access (only) towers with wardrobe include (3) locks. (Except full-height doors with wardrobe which include (2) locks)

Note: All towers are configured from the top down with standard combinations of box and file drawers.

Note: Drawer behind door list pricing is as follows: 1= \$255

Note: Series 2 Steel front doors are standard without a handle. Handles may be ordered for cupboard doors as a special.

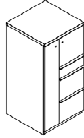
Storage Towers Steel Front - Series 2 Pull

24" Wide Storage Towers

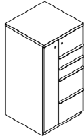
50" High

Series 2 Storage

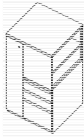
description	type	w	d	h	lock	pattern no.	P1	P2	P3
50" High tower with one box and two file drawers and door and wardrobe (left hand shown)	left hand	23 ⁷ / ₈ "	23 ¹ / ₂ "	48 ⁵ / ₁₆ "	Y	DT3WSLH5024BBFL	\$2,485.	\$2,857.	\$2,982.
	right hand	23 ⁷ / ₈ "	23 ¹ / ₂ "	48 ⁵ / ₁₆ "	Y	DT3WSRH5024BBFL	2,485.	2,857.	2,982.



50" High tower with two box and two file drawers and door and wardrobe (left hand shown)	left hand	23 ⁷ / ₈ "	23 ¹ / ₂ "	48 ⁵ / ₁₆ "	Y	DT3WSLH5024BBFFL	2,727.	3,137.	3,272.
	right hand	23 ⁷ / ₈ "	23 ¹ / ₂ "	48 ⁵ / ₁₆ "	Y	DT3WSRH5024BBFFL	2,727.	3,137.	3,272.



50" High Side Access Bookcase with two box and one file drawer with wardrobe (left hand shown)	left hand	23 ⁷ / ₈ "	23 ¹ / ₂ "	48 ⁵ / ₁₆ "	Y	DT3WSBLH5024BBFL	2,595.	2,987.	3,118.
	right hand	23 ⁷ / ₈ "	23 ¹ / ₂ "	48 ⁵ / ₁₆ "	Y	DT3WSBRH5024BBFL	2,595.	2,987.	3,118.



Order Code		Application Notes	Critical Dimensions
Example: DT3SBLH5024BBFL-117			Dimensions under, w , d and h are actual to the nearest 1/16"
DT3	Series 2 Steel Front, Series 2 Pull	Hanging rails and other accessories are not included and must be ordered separately. Hanging rails are included with 24" and 30" wide lateral drawers only. (<i>See Tower Accessories for pricing and order entry information</i>)	50", 57" and 64" Tower Internal Dimensions
SB	Side Access Bookcase		<ul style="list-style-type: none"> Box and M drawer height: 4³/₁₆" Box and M drawer width: 12¹/₁₆" Box and M drawer depth: 18³/₈" File drawer height: 9¹/₄" File drawer width: 12¹/₁₆" File drawer depth: 18³/₈" Wide drawer height: 9⁷/₁₆" Wide drawer width: 20³/₄" Wide drawer depth: 22⁷/₈"
LH	Left Hand Access		
50	50" High		
24	24" Wide	Half depth adjustable shelves and coat hooks may be ordered separately allowing the cupboard and wardrobe area of the 15", 24" and 30" wide towers to support binders as well as shorter coats. (<i>See Tower Accessories for pricing and order entry information</i>)	
B	Box Drawer		
B	Box Drawer		
F	File Drawer		
L	Locking		
117	Soft Grey paint finish		

Specification Information

For non-locking towers, deduct as follows from the list price for each unit: Deduct \$30 for (1) lock unit, \$60 for (2) lock unit, and \$75 for a (3) lock unit. Substitute the "L" suffix with an "N" within the pattern number to designate a non-locking unit, example (DT3SLH6424BBFN)

"M" drawers consisting of a box drawer body with a file drawer head are available by substituting any two "B" or any one "F" character within the pattern number, example (DT3SLH6424MFN). Multiple "M" drawers may be specified providing they equal the total modules available.

A 6" drawer, behind a cupboard door is available by adding the numeral 1 to the end of the pattern number, example (DT3SLH6424BBFL1)

Note: 6" drawer behind doors are not available within the wardrobe portion of towers. Drawers behind doors are painted black.

- 15" Side Access and Display towers include (1) lock.
- Single door towers, double door towers, 24"w and 30"w Side Access and Display towers include (2) locks. (Except full-height doors which include (1) lock)
- Front Access (only) towers with wardrobe include (3) locks. (Except full-height doors with wardrobe which include (2) locks)

Note: All towers are configured from the top down with standard combinations of box and file drawers.

Note: Drawer behind door list pricing is as follows: 1= \$255

Note: Series 2 Steel front doors are standard without a handle. Handles may be ordered for cupboard doors as a special.

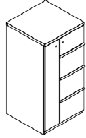
Storage Towers Steel Front - Series 2 Pull

24" Wide Storage Towers

50" High

Series 2 Storage

description	type	w	d	h	lock	pattern no.	P1	P2	P3
50" High tower with three file drawers and door and wardrobe (left hand shown)	left hand	23 7/8"	23 1/2"	48 5/16"	Y	DT3WSLH5024FFFL	\$2,498.	\$2,871.	\$2,995.
	right hand	23 7/8"	23 1/2"	48 5/16"	Y	DT3WSRH5024FFFL	2,498.	2,871.	2,995.



50" High Side Access Bookcase with two file drawers with wardrobe (left hand shown)	left hand	23 7/8"	23 1/2"	48 5/16"	Y	DT3WSBLH5024FFL	2,498.	2,871.	2,995.
	right hand	23 7/8"	23 1/2"	48 5/16"	Y	DT3WSBRH5024FFL	2,498.	2,871.	2,995.



Order Code		Application Notes	Critical Dimensions
Example: DT3SBLH5024BBFL-117			Dimensions under, w , d and h are actual to the nearest 1/16"
DT3	Series 2 Steel Front, Series 2 Pull	Hanging rails and other accessories are not included and must be ordered separately. Hanging rails are included with 24" and 30" wide lateral drawers only. (See <i>Tower Accessories for pricing and order entry information</i>)	50", 57" and 64" Tower Internal Dimensions
SB	Side Access Bookcase		<ul style="list-style-type: none"> Box and M drawer height: 4 3/16" Box and M drawer width: 12 1/16" Box and M drawer depth: 18 3/8" File drawer height: 9 1/4" File drawer width: 12 1/16" File drawer depth: 18 3/8" Wide drawer height: 9 7/16" Wide drawer width: 20 3/4" Wide drawer depth: 22 7/8"
LH	Left Hand Access		
50	50" High		
24	24" Wide	Half depth adjustable shelves and coat hooks may be ordered separately allowing the cupboard and wardrobe area of the 15", 24" and 30" wide towers to support binders as well as shorter coats. (See <i>Tower Accessories for pricing and order entry information</i>)	
B	Box Drawer		
B	Box Drawer		
F	File Drawer		
L	Locking		
117	Soft Grey paint finish		

Specification Information

For non-locking towers, deduct as follows from the list price for each unit: Deduct \$30 for (1) lock unit, \$60 for (2) lock unit, and \$75 for a (3) lock unit. Substitute the "L" suffix with an "N" within the pattern number to designate a non-locking unit, example (DT3SLH6424BBFN)

"M" drawers consisting of a box drawer body with a file drawer head are available by substituting any two "B" or any one "F" character within the pattern number, example (DT3SLH6424MFN). Multiple "M" drawers may be specified providing they equal the total modules available.

A 6" drawer, behind a cupboard door is available by adding the numeral 1 to the end of the pattern number, example (DT3SLH6424BBFL1)

Note: 6" drawer behind doors are not available within the wardrobe portion of towers. Drawers behind doors are painted black.

- 15" w Side Access and Display towers include (1) lock.
- Single door towers, double door towers, 24" w and 30" w Side Access and Display towers include (2) locks. (Except full-height doors which include (1) lock)
- Front Access (only) towers with wardrobe include (3) locks. (Except full-height doors with wardrobe which include (2) locks)

Note: All towers are configured from the top down with standard combinations of box and file drawers.

Note: Drawer behind door list pricing is as follows: 1= \$255

Note: Series 2 Steel front doors are standard without a handle. Handles may be ordered for cupboard doors as a special.

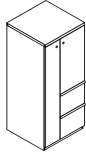
Storage Towers Steel Front - Series 2 Pull

24" Wide Storage Towers

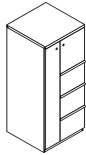
57" High

Series 2 Storage

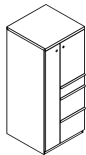
description	type	w	d	h	lock	pattern no.	P1	P2	P3
57" High tower with two file drawers and door and wardrobe (left hand shown)	left hand	23 7/8"	23 1/2"	56 3/16"	Y	DT3WSLH5724FFFL	\$2,201.	\$2,531.	\$2,640.
	right hand	23 7/8"	23 1/2"	56 3/16"	Y	DT3WSRH5724FFFL	2,201.	2,531.	2,640.



57" High tower with three file drawers and door and wardrobe (left hand shown)	left hand	23 7/8"	23 1/2"	56 3/16"	Y	DT3WSLH5724FFFL	2,557.	2,941.	3,067.
	right hand	23 7/8"	23 1/2"	56 3/16"	Y	DT3WSRH5724FFFL	2,557.	2,941.	3,067.



57" High tower with one box and two file drawers and door and wardrobe (left hand shown)	left hand	23 7/8"	23 1/2"	56 3/16"	Y	DT3WSLH5724BFFL	2,593.	2,985.	3,112.
	right hand	23 7/8"	23 1/2"	56 3/16"	Y	DT3WSRH5724BFFL	2,593.	2,985.	3,112.



Order Code	Application Notes	Critical Dimensions
Example: DT3SBLH5724BBFL-117		
DT3	Series 2 Steel Front, Series 2 Pull	
SB	Side Access Bookcase	
LH	Left Hand Access	
57	57" High	
24	24" Wide	
B	Box Drawer	
B	Box Drawer	
F	File Drawer	
L	Locking	
117	Soft Grey paint finish	
Specification Information		
For non-locking towers, deduct as follows from the list price for each unit: Deduct \$30 for (1) lock unit, \$60 for (2) lock unit, and \$75 for a (3) lock unit. Substitute the "L" suffix with an "N" within the pattern number to designate a non-locking unit, example (DT3SLH6424BBFN)		
"M" drawers consisting of a box drawer body with a file drawer head are available by substituting any two "B" or any one "F" character within the pattern number, example (DT3SLH6424MFN). Multiple "M" drawers may be specified providing they equal the total modules available.		
A 6" drawer, behind a cupboard door is available by adding the numeral 1 to the end of the pattern number, example (DT3SLH6424BBFL1)		
Note: 6" drawer behind doors are not available within the wardrobe portion of towers. Drawers behind doors are painted black.		
Hanging rails and other accessories are not included and must be ordered separately. Hanging rails are included with 24" and 30" wide lateral drawers only. (<i>See Tower Accessories for pricing and order entry information</i>)		
Half depth adjustable shelves and coat hooks may be ordered separately allowing the cupboard and wardrobe area of the 15", 24" and 30" wide towers to support binders as well as shorter coats. (<i>See Tower Accessories for pricing and order entry information</i>)		
<ul style="list-style-type: none">15" w Side Access and Display towers include (1) lock.Single door towers, double door towers, 24" w and 30" w Side Access and Display towers include (2) locks. (Except full-height doors which include (1) lock)Front Access (only) towers with wardrobe include (3) locks. (Except full-height doors with wardrobe which include (2) locks)		
Dimensions under, w , d and h are actual to the nearest 1/16"		
50", 57" and 64" Tower Internal Dimensions		
<ul style="list-style-type: none">Box and M drawer height: 4 5/16"Box and M drawer width: 12 1/16"Box and M drawer depth: 18 3/8"File drawer height: 9 1/4"File drawer width: 12 1/16"File drawer depth: 18 3/8"Wide drawer height: 9 7/16"Wide drawer width: 20 3/4"Wide drawer depth: 22 7/8"		
Note: All towers are configured from the top down with standard combinations of box and file drawers.		
Note: Drawer behind door list pricing is as follows: 1= \$255		
<i>Note: Series 2 Steel front doors are standard without a handle. Handles may be ordered for cupboard doors as a special.</i>		

Storage Towers Steel Front - Series 2 Pull

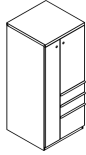
24" Wide Storage Towers

57" High

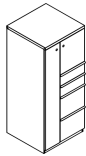
Series 2 Storage

Series 2 Dividends Front Storage

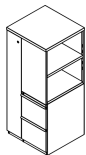
description	type	w	d	h	lock	pattern no.	P1	P2	P3
57" High tower with two box and one file drawer and door and wardrobe (left hand shown)	left hand	23 7/8"	23 1/2"	56 3/16"	Y	DT3WSLH5724BBFL	\$2,460.	\$2,828.	\$2,951.
	right hand	23 7/8"	23 1/2"	56 3/16"	Y	DT3WSRH5724BBFL	2,460.	2,828.	2,951.



57" High tower with two box and two file drawers and door and wardrobe (left hand shown)	left hand	23 7/8"	23 1/2"	56 3/16"	Y	DT3WSLH5724BBFFL	2,785.	3,202.	3,337.
	right hand	23 7/8"	23 1/2"	56 3/16"	Y	DT3WSRH5724BBFFL	2,785.	3,202.	3,337.



57" High Side Access Bookcase with two file drawers with wardrobe (left hand shown)	left hand	23 7/8"	23 1/2"	56 3/16"	Y	DT3WSBLH5724FFL	2,602.	2,992.	3,121.
	right hand	23 7/8"	23 1/2"	56 3/16"	Y	DT3WSBRH5724FFL	2,602.	2,992.	3,121.



Order Code		Application Notes	Critical Dimensions
Example: DT3SBLH5724BBFL-117			Dimensions under, w , d and h are actual to the nearest 1/16"
DT3	Series 2 Steel Front, Series 2 Pull	Hanging rails and other accessories are not included and must be ordered separately. Hanging rails are included with 24" and 30" wide lateral drawers only. (See <i>Tower Accessories for pricing and order entry information</i>)	50", 57" and 64" Tower Internal Dimensions
SB	Side Access Bookcase		<ul style="list-style-type: none"> Box and M drawer height: 4 3/16" Box and M drawer width: 12 1/16" Box and M drawer depth: 18 3/8" File drawer height: 9 1/4" File drawer width: 12 1/16" File drawer depth: 18 3/8" Wide drawer height: 9 7/16" Wide drawer width: 20 3/4" Wide drawer depth: 22 7/8"
LH	Left Hand Access		
57	57" High		
24	24" Wide		
B	Box Drawer	Half depth adjustable shelves and coat hooks may be ordered separately allowing the cupboard and wardrobe area of the 15", 24" and 30" wide towers to support binders as well as shorter coats. (See <i>Tower Accessories for pricing and order entry information</i>)	
B	Box Drawer		
F	File Drawer		
L	Locking		
117	Soft Grey paint finish		
Specification Information		<p>"M" drawers consisting of a box drawer body with a file drawer head are available by substituting any two "B" or any one "F" character within the pattern number, example (DT3SLH6424MFN). Multiple "M" drawers may be specified providing they equal the total modules available.</p> <p>A 6" drawer, behind a cupboard door is available by adding the numeral 1 to the end of the pattern number, example (DT3SLH6424BBFL1)</p> <p>Note: 6" drawer behind doors are not available within the wardrobe portion of towers. Drawers behind doors are painted black.</p>	<p>Note: All towers are configured from the top down with standard combinations of box and file drawers.</p> <p>Note: Drawer behind door list pricing is as follows: 1= \$255</p> <p><i>Note: Series 2 Steel front doors are standard without a handle. Handles may be ordered for cupboard doors as a special.</i></p>
For non-locking towers, deduct as follows from the list price for each unit: Deduct \$30 for (1) lock unit, \$60 for (2) lock unit, and \$75 for a (3) lock unit. Substitute the "L" suffix with an "N" within the pattern number to designate a non-locking unit, example (DT3SLH6424BBFN)		<ul style="list-style-type: none"> 15" w Side Access and Display towers include (1) lock. Single door towers, double door towers, 24" w and 30" w Side Access and Display towers include (2) locks. (Except full-height doors which include (1) lock) Front Access (only) towers with wardrobe include (3) locks. (Except full-height doors with wardrobe which include (2) locks) 	

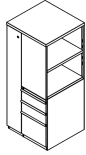
Storage Towers Steel Front - Series 2 Pull

24" Wide Storage Towers

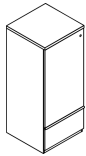
57" High

Series 2 Storage

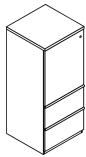
description	type	w	d	h	lock	pattern no.	P1	P2	P3
57" High Side Access Bookcase with two box and one file drawer with wardrobe (left hand shown)	left hand	23 ⁷ / ₈ "	23 ¹ / ₂ "	56 ³ / ₁₆ "	Y	DT3WSBLH5724BBFL	\$2,698.	\$3,104.	\$3,239.
	right hand	23 ⁷ / ₈ "	23 ¹ / ₂ "	56 ³ / ₁₆ "	Y	DT3WSBRH5724BBFL	2,698.	3,104.	3,239.



57" High Single Door tower with wide drawer (left hand shown)	left hand	23 ⁷ / ₈ "	23 ¹ / ₂ "	56 ³ / ₁₆ "	Y	DT3SLH5724WL	1,834.	2,107.	2,199.
	right hand	23 ⁷ / ₈ "	23 ¹ / ₂ "	56 ³ / ₁₆ "	Y	DT3SRH5724WL	1,834.	2,107.	2,199.



57" High Single Door tower with two wide drawers (left hand shown)	left hand	23 ⁷ / ₈ "	23 ¹ / ₂ "	56 ³ / ₁₆ "	Y	DT3SLH5724WWL	2,145.	2,467.	2,574.
	right hand	23 ⁷ / ₈ "	23 ¹ / ₂ "	56 ³ / ₁₆ "	Y	DT3SRH5724WWL	2,145.	2,467.	2,574.



Order Code	Application Notes	Critical Dimensions
Example: DT3SBLH5724BBFL-117		
DT3	Series 2 Steel Front, Series 2 Pull	
SB	Side Access Bookcase	
LH	Left Hand Access	
57	57" High	
24	24" Wide	
B	Box Drawer	
B	Box Drawer	
F	File Drawer	
L	Locking	
117	Soft Grey paint finish	
Specification Information		
For non-locking towers, deduct as follows from the list price for each unit: Deduct \$30 for (1) lock unit, \$60 for (2) lock unit, and \$75 for a (3) lock unit. Substitute the "L" suffix with an "N" within the pattern number to designate a non-locking unit, example (DT3SLH6424BBFN)		
"M" drawers consisting of a box drawer body with a file drawer head are available by substituting any two "B" or any one "F" character within the pattern number, example (DT3SLH6424MFN). Multiple "M" drawers may be specified providing they equal the total modules available.		
A 6" drawer, behind a cupboard door is available by adding the numeral 1 to the end of the pattern number, example (DT3SLH6424BBFL1)		
Note: 6" drawer behind doors are not available within the wardrobe portion of towers. Drawers behind doors are painted black.		
Hanging rails and other accessories are not included and must be ordered separately. Hanging rails are included with 24" and 30" wide lateral drawers only. (<i>See Tower Accessories for pricing and order entry information</i>)		
Half depth adjustable shelves and coat hooks may be ordered separately allowing the cupboard and wardrobe area of the 15", 24" and 30" wide towers to support binders as well as shorter coats. (<i>See Tower Accessories for pricing and order entry information</i>)		
<ul style="list-style-type: none">15" w Side Access and Display towers include (1) lock.Single door towers, double door towers, 24" w and 30" w Side Access and Display towers include (2) locks. (Except full-height doors which include (1) lock)Front Access (only) towers with wardrobe include (3) locks. (Except full-height doors with wardrobe which include (2) locks)		
Dimensions under, w , d and h are actual to the nearest 1/16"		
50", 57" and 64" Tower Internal Dimensions		
<ul style="list-style-type: none">Box and M drawer height: 4 5/16"Box and M drawer width: 12 1/16"Box and M drawer depth: 18 3/8"File drawer height: 9 1/4"File drawer width: 12 1/16"File drawer depth: 18 3/8"Wide drawer height: 9 7/16"Wide drawer width: 20 3/4"Wide drawer depth: 22 7/8"		
Note: All towers are configured from the top down with standard combinations of box and file drawers.		
Note: Drawer behind door list pricing is as follows: 1= \$255		
<i>Note: Series 2 Steel front doors are standard without a handle. Handles may be ordered for cupboard doors as a special.</i>		

Storage Towers Steel Front - Series 2 Pull

24" Wide Storage Towers

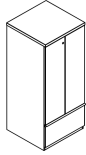
57" High

Series 2 Storage

Series 2 Dividends Front Storage

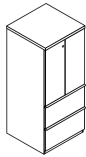
description	type	w	d	h	lock	pattern no.	P1	P2	P3
-------------	------	---	---	---	------	-------------	----	----	----

57" High Double Door tower with one wide drawer



24" and 30" wide double door cabinets may be ordered with a grommet option located in the back of the case by adding a "G" between the 4th and 5th character of the pattern number, example (DT3DG5724WL). Add \$100 list for this option. **Note**, by adding a "G" option, the cabinet will also receive AV hinged doors.

57" High Double Door tower with two wide drawers



24" and 30" wide double door cabinets may be ordered with a grommet option located in the back of the case by adding a "G" between the 4th and 5th character of the pattern number, example (DT3DG5724WL). Add \$100 list for this option. **Note**, by adding a "G" option, the cabinet will also receive AV hinged doors.

Order Code

Example:	DT3SBLH5724BBFL-117
DT3	Series 2 Steel Front, Series 2 Pull
SB	Side Access Bookcase
LH	Left Hand Access
57	57" High
24	24" Wide
B	Box Drawer
B	Box Drawer
F	File Drawer
L	Locking
117	Soft Grey paint finish

Specification Information

For non-locking towers, deduct as follows from the list price for each unit: Deduct \$30 for (1) lock unit, \$60 for (2) lock unit, and \$75 for a (3) lock unit. Substitute the "L" suffix with an "N" within the pattern number to designate a non-locking unit, example (DT3SLH6424BBFN)

"M" drawers consisting of a box drawer body with a file drawer head are available by substituting any two "B" or any one "F" character within the pattern number, example (DT3SLH6424MFN). Multiple "M" drawers may be specified providing they equal the total modules available.

A 6" drawer, behind a cupboard door is available by adding the numeral 1 to the end of the pattern number, example (DT3SLH6424BBFL1)

Note: 6" drawer behind doors are not available within the wardrobe portion of towers. Drawers behind doors are painted black.

Application Notes

Hanging rails and other accessories are not included and must be ordered separately. Hanging rails are included with 24" and 30" wide lateral drawers only. (See *Tower Accessories for pricing and order entry information*)

Half depth adjustable shelves and coat hooks may be ordered separately allowing the cupboard and wardrobe area of the 15", 24" and 30" wide towers to support binders as well as shorter coats. (See *Tower Accessories for pricing and order entry information*)

- 15" w Side Access and Display towers include (1) lock.
- Single door towers, double door towers, 24" w and 30" w Side Access and Display towers include (2) locks. (Except full-height doors which include (1) lock)
- Front Access (only) towers with wardrobe include (3) locks. (Except full-height doors with wardrobe which include (2) locks)

Critical Dimensions

Dimensions under, **w**, **d** and **h** are actual to the nearest 1/16"

50", 57" and 64" Tower Internal Dimensions

- Box and M drawer height: 4 3/16"
- Box and M drawer width: 12 1/16"
- Box and M drawer depth: 18 3/8"
- File drawer height: 9 1/4"
- File drawer width: 12 1/16"
- File drawer depth: 18 3/8"
- Wide drawer height: 9 7/16"
- Wide drawer width: 20 3/4"
- Wide drawer depth: 22 7/8"

Note: All towers are configured from the top down with standard combinations of box and file drawers.

Note: Drawer behind door list pricing is as follows: 1= \$255

Note: Series 2 Steel front doors are standard without a handle. Handles may be ordered for cupboard doors as a special.

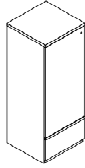
Storage Towers Steel Front - Series 2 Pull

24" Wide Storage Towers

64" High

Series 2 Storage

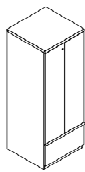
description	type	w	d	h	lock	pattern no.	P1	P2	P3
64" High Single Door tower with wide drawer (left hand shown)	left hand	23 ⁷ / ₈ "	23 ¹ / ₂ "	63 ⁵ / ₁₆ "	Y	DT3SLH6424WL	\$1,857.	\$2,137.	\$2,231.
	right hand	23 ⁷ / ₈ "	23 ¹ / ₂ "	63 ⁵ / ₁₆ "	Y	DT3SRH6424WL	1,857.	2,137.	2,231.



64" High Single Door tower with two wide drawers (left hand shown)	left hand	23 ⁷ / ₈ "	23 ¹ / ₂ "	63 ⁵ / ₁₆ "	Y	DT3SLH6424WWL	2,157.	2,479.	2,585.
	right hand	23 ⁷ / ₈ "	23 ¹ / ₂ "	63 ⁵ / ₁₆ "	Y	DT3SRH6424WWL	2,157.	2,479.	2,585.



64" High Double Door tower with one wide drawer		23 ⁷ / ₈ "	23 ¹ / ₂ "	63 ⁵ / ₁₆ "	Y	DT3D6424WL	2,274.	2,618.	2,733.
---	--	----------------------------------	----------------------------------	-----------------------------------	---	-------------------	--------	--------	--------



24" and 30" wide double door cabinets may be ordered with a grommet option located in the back of the case by adding a "G" between the 4th and 5th character of the pattern number, example (DT3D**G**6424WL). Add \$100 list for this option. **Note**, by adding a "G" option, the cabinet will also receive AV hinged doors.

Order Code		Application Notes	Critical Dimensions
Example: DT3SBLH6424BBFL-117			
DT3	Series 2 Steel Front, Series 2 Pull	Hanging rails and other accessories are not included and must be ordered separately. Hanging rails are included with 24" and 30" wide lateral drawers only. (<i>See Tower Accessories for pricing and order entry information</i>)	Dimensions under, w , d and h are actual to the nearest 1/16"
SB	Side Access Bookcase		50", 57" and 64" Tower Internal Dimensions
LH	Left Hand Access		<ul style="list-style-type: none"> Box and M drawer height: 4³/₁₆" Box and M drawer width: 12¹/₁₆" Box and M drawer depth: 18³/₈" File drawer height: 9¹/₄" File drawer width: 12¹/₁₆" File drawer depth: 18³/₈" Wide drawer height: 9⁷/₁₆" Wide drawer width: 20³/₄" Wide drawer depth: 22⁷/₈"
64	64" High		
24	24" Wide	Half depth adjustable shelves and coat hooks may be ordered separately allowing the cupboard and wardrobe area of the 15", 24" and 30" wide towers to support binders as well as shorter coats. (<i>See Tower Accessories for pricing and order entry information</i>)	
B	Box Drawer		
B	Box Drawer		
F	File Drawer		
L	Locking		
117	Soft Grey paint finish		

Specification Information

For non-locking towers, deduct as follows from the list price for each unit: Deduct \$30 for (1) lock unit, \$60 for (2) lock unit, and \$75 for a (3) lock unit. Substitute the "L" suffix with an "N" within the pattern number to designate a non-locking unit, example (DT3SLH6424BBFN)

"M" drawers consisting of a box drawer body with a file drawer head are available by substituting any two "B" or any one "F" character within the pattern number, example (DT3SLH6424**MFN**). Multiple "M" drawers may be specified providing they equal the total modules available.

A 6" drawer, behind a cupboard door is available by adding the numeral 1 to the end of the pattern number, example (DT3SLH6424BBFL**1**)

Note: 6" drawer behind doors are not available within the wardrobe portion of towers. Drawers behind doors are painted black.

- 15" Side Access and Display towers include (1) lock.
- Single door towers, double door towers, 24"w and 30"w Side Access and Display towers include (2) locks. (Except full-height doors which include (1) lock)
- Front Access (only) towers with wardrobe include (3) locks. (Except full-height doors with wardrobe which include (2) locks)

Note: All towers are configured from the top down with standard combinations of box and file drawers.

Note: Drawer behind door list pricing is as follows: 1= \$255

Note: Series 2 Steel front doors are standard without a handle. Handles may be ordered for cupboard doors as a special.

Storage Towers Steel Front - Series 2 Pull

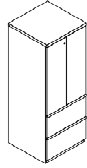
24" Wide Storage Towers

64" High

Series 2 Storage

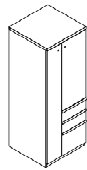
Series 2 Dividends Front Storage

description	type	w	d	h	lock	pattern no.	P1	P2	P3
64" High Double Door tower with two wide drawers		23 7/8"	23 1/2"	63 5/16"	Y	DT3D6424WWL	\$2,697.	\$3,103.	\$3,238.



24" and 30" wide double door cabinets may be ordered with a grommet option located in the back of the case by adding a "G" between the 4th and 5th character of the pattern number, example (DT3D**G**6424WL). Add \$100 list for this option. **Note**, by adding a "G" option, the cabinet will also receive AV hinged doors.

64" High tower with two box and one file drawer	left hand	23 7/8"	23 1/2"	63 5/16"	Y	DT3WSLH6424BBFL	2,475.	2,847.	2,970.
and door and wardrobe (left hand shown)	right hand	23 7/8"	23 1/2"	63 5/16"	Y	DT3WSRH6424BBFL	2,475.	2,847.	2,970.



Order Code		Application Notes	Critical Dimensions
Example: DT3SBLH6424BBFL-117			Dimensions under, w , d and h are actual to the nearest 1/16"
DT3	Series 2 Steel Front, Series 2 Pull	Hanging rails and other accessories are not included and must be ordered separately. Hanging rails are included with 24" and 30" wide lateral drawers only. (<i>See Tower Accessories for pricing and order entry information</i>)	50", 57" and 64" Tower Internal Dimensions
SB	Side Access Bookcase		<ul style="list-style-type: none"> Box and M drawer height: 4 3/16" Box and M drawer width: 12 1/16" Box and M drawer depth: 18 3/8" File drawer height: 9 1/4" File drawer width: 12 1/16" File drawer depth: 18 3/8" Wide drawer height: 9 7/16" Wide drawer width: 20 3/4" Wide drawer depth: 22 7/8"
LH	Left Hand Access	Half depth adjustable shelves and coat hooks may be ordered separately allowing the cupboard and wardrobe area of the 15", 24" and 30" wide towers to support binders as well as shorter coats. (<i>See Tower Accessories for pricing and order entry information</i>)	
64	64" High		
24	24" Wide		
B	Box Drawer		
B	Box Drawer		
F	File Drawer		
L	Locking		
117	Soft Grey paint finish		

Specification Information

For non-locking towers, deduct as follows from the list price for each unit: Deduct \$30 for (1) lock unit, \$60 for (2) lock unit, and \$75 for a (3) lock unit. Substitute the "L" suffix with an "N" within the pattern number to designate a non-locking unit, example (DT3SLH6424BBFN)

"M" drawers consisting of a box drawer body with a file drawer head are available by substituting any two "B" or any one "F" character within the pattern number, example (DT3SLH6424MFN). Multiple "M" drawers may be specified providing they equal the total modules available.

A 6" drawer, behind a cupboard door is available by adding the numeral 1 to the end of the pattern number, example (DT3SLH6424BBFL1)

Note: 6" drawer behind doors are not available within the wardrobe portion of towers. Drawers behind doors are painted black.

- 15" w Side Access and Display towers include (1) lock.
- Single door towers, double door towers, 24" w and 30" w Side Access and Display towers include (2) locks. (Except full-height doors which include (1) lock)
- Front Access (only) towers with wardrobe include (3) locks. (Except full-height doors with wardrobe which include (2) locks)

Note: All towers are configured from the top down with standard combinations of box and file drawers.

Note: Drawer behind door list pricing is as follows: 1= \$255

Note: Series 2 Steel front doors are standard without a handle. Handles may be ordered for cupboard doors as a special.

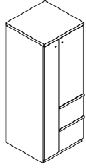
Storage Towers Steel Front - Series 2 Pull

24" Wide Storage Towers

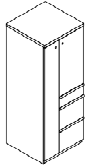
64" High

Series 2 Storage

description	type	w	d	h	lock	pattern no.	P1	P2	P3
64" High tower with two file drawers and door and wardrobe (left hand shown)	left hand	23 ⁷ / ₈ "	23 ¹ / ₂ "	63 ⁵ / ₁₆ "	Y	DT3WSLH6424FFL	\$2,208.	\$2,541.	\$2,653.
	right hand	23 ⁷ / ₈ "	23 ¹ / ₂ "	63 ⁵ / ₁₆ "	Y	DT3WSRH6424FFL	2,208.	2,541.	2,653.



64" High tower with one box and two file drawers and door and wardrobe (left hand shown)	left hand	23 ⁷ / ₈ "	23 ¹ / ₂ "	63 ⁵ / ₁₆ "	Y	DT3WSLH6424BFFL	2,631.	3,026.	3,159.
	right hand	23 ⁷ / ₈ "	23 ¹ / ₂ "	63 ⁵ / ₁₆ "	Y	DT3WSRH6424BFFL	2,631.	3,026.	3,159.



Order Code	Application Notes	Critical Dimensions
Example: DT3SBLH6424BBFL-117	Hanging rails and other accessories are not included and must be ordered separately. Hanging rails are included with 24" and 30" wide lateral drawers only. (<i>See Tower Accessories for pricing and order entry information</i>)	Dimensions under, w , d and h are actual to the nearest 1/16"
DT3 Series 2 Steel Front, Series 2 Pull	Half depth adjustable shelves and coat hooks may be ordered separately allowing the cupboard and wardrobe area of the 15", 24" and 30" wide towers to support binders as well as shorter coats. (<i>See Tower Accessories for pricing and order entry information</i>)	50", 57" and 64" Tower Internal Dimensions
SB Side Access Bookcase		<ul style="list-style-type: none">• Box and M drawer height: 4 3/16"• Box and M drawer width: 12 1/16"• Box and M drawer depth: 18 3/8"• File drawer height: 9 1/4"• File drawer width: 12 1/16"• File drawer depth: 18 3/8"• Wide drawer height: 9 7/16"• Wide drawer width: 20 3/4"• Wide drawer depth: 22 3/8"
LH Left Hand Access		
64 64" High		
24 24" Wide		
B Box Drawer		
B Box Drawer		
F File Drawer		
L Locking		
117 Soft Grey paint finish		
Specification Information		
For non-locking towers, deduct as follows from the list price for each unit: Deduct \$30 for (1) lock unit, \$60 for (2) lock unit, and \$75 for a (3) lock unit. Substitute the "L" suffix with an "N" within the pattern number to designate a non-locking unit, example (DT3SLH6424BBFLN)		
"M" drawers consisting of a box drawer body with a file drawer head are available by substituting any two "B" or any one "F" character within the pattern number, example (DT3SLH6424MFN). Multiple "M" drawers may be specified providing they equal the total modules available.		
A 6" drawer, behind a cupboard door is available by adding the numeral 1 to the end of the pattern number, example (DT3SLH6424BBFL1)		
Note: 6" drawer behind doors are not available within the wardrobe portion of towers. Drawers behind doors are painted black.		
		Note: All towers are configured from the top down with standard combinations of box and file drawers.
		Note: Drawer behind door list pricing is as follows: 1= \$255
		<i>Note: Series 2 Steel front doors are standard without a handle. Handles may be ordered for cupboard doors as a special.</i>

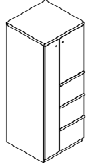
Storage Towers Steel Front - Series 2 Pull

24" Wide Storage Towers

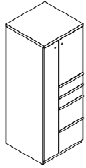
64" High

Series 2 Storage

description	type	w	d	h	lock	pattern no.	P1	P2	P3
64" High tower with three file drawers and door and wardrobe (left hand shown)	left hand	23 ⁷ / ₈ "	23 ¹ / ₂ "	63 ⁵ / ₁₆ "	Y	DT3WSLH6424FFFL	\$2,619.	\$3,010.	\$3,143.
	right hand	23 ⁷ / ₈ "	23 ¹ / ₂ "	63 ⁵ / ₁₆ "	Y	DT3WSRH6424FFFL	2,619.	3,010.	3,143.



64" High tower with two box and two file drawers and door and wardrobe (left hand shown)	left hand	23 ⁷ / ₈ "	23 ¹ / ₂ "	63 ⁵ / ₁₆ "	Y	DT3WSLH6424BBFFL	2,844.	3,271.	3,410.
	right hand	23 ⁷ / ₈ "	23 ¹ / ₂ "	63 ⁵ / ₁₆ "	Y	DT3WSRH6424BBFFL	2,844.	3,271.	3,410.



Order Code		Application Notes	Critical Dimensions
Example: DT3SBLH6424BBFL-117			Dimensions under, w , d and h are actual to the nearest 1/16"
DT3	Series 2 Steel Front, Series 2 Pull	Hanging rails and other accessories are not included and must be ordered separately. Hanging rails are included with 24" and 30" wide lateral drawers only. (<i>See Tower Accessories for pricing and order entry information</i>)	50", 57" and 64" Tower Internal Dimensions
SB	Side Access Bookcase		<ul style="list-style-type: none"> Box and M drawer height: 4³/₁₆" Box and M drawer width: 12¹/₁₆" Box and M drawer depth: 18³/₈" File drawer height: 9¹/₄" File drawer width: 12¹/₁₆" File drawer depth: 18³/₈" Wide drawer height: 9⁷/₁₆" Wide drawer width: 20³/₄" Wide drawer depth: 22⁷/₈"
LH	Left Hand Access		
64	64" High		
24	24" Wide	Half depth adjustable shelves and coat hooks may be ordered separately allowing the cupboard and wardrobe area of the 15", 24" and 30" wide towers to support binders as well as shorter coats. (<i>See Tower Accessories for pricing and order entry information</i>)	
B	Box Drawer		
B	Box Drawer		
F	File Drawer		
L	Locking		
117	Soft Grey paint finish		
Specification Information For non-locking towers, deduct as follows from the list price for each unit: Deduct \$30 for (1) lock unit, \$60 for (2) lock unit, and \$75 for a (3) lock unit. Substitute the "L" suffix with an "N" within the pattern number to designate a non-locking unit, example (DT3SLH6424BBFN)		<p>"M" drawers consisting of a box drawer body with a file drawer head are available by substituting any two "B" or any one "F" character within the pattern number, example (DT3SLH6424MFN). Multiple "M" drawers may be specified providing they equal the total modules available.</p> <p>A 6" drawer, behind a cupboard door is available by adding the numeral 1 to the end of the pattern number, example (DT3SLH6424BBFL1)</p> <p>Note: 6" drawer behind doors are not available within the wardrobe portion of towers. Drawers behind doors are painted black.</p>	<p>Note: All towers are configured from the top down with standard combinations of box and file drawers.</p> <p>Note: Drawer behind door list pricing is as follows: 1= \$255</p> <p><i>Note: Series 2 Steel front doors are standard without a handle. Handles may be ordered for cupboard doors as a special.</i></p>

Storage Towers Steel Front - Series 2 Pull

24" Wide Storage Towers

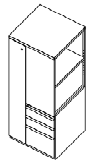
64" High

Series 2 Storage

description	type	w	d	h	lock	pattern no.	P1	P2	P3
64" High tower with four file drawers and door and wardrobe (left hand shown)	left hand	23 7/8"	23 1/2"	63 5/16"	Y	DT3WSLH6424FFFFL	\$2,883.	\$3,315.	\$3,456.
	right hand	23 7/8"	23 1/2"	63 5/16"	Y	DT3WSRH6424FFFFL	2,883.	3,315.	3,456.



64" High Side Access Bookcase with two box and one file drawer with wardrobe (left hand shown)	left hand	23 7/8"	23 1/2"	63 5/16"	Y	DT3WSBLH6424BBFL	2,756.	3,168.	3,308.
	right hand	23 7/8"	23 1/2"	63 5/16"	Y	DT3WSBRH6424BBFL	2,756.	3,168.	3,308.



Order Code		Application Notes	Critical Dimensions
Example: DT3SBLH6424BBFL-117			Dimensions under, w , d and h are actual to the nearest 1/16"
DT3	Series 2 Steel Front, Series 2 Pull	Hanging rails and other accessories are not included and must be ordered separately. Hanging rails are included with 24" and 30" wide lateral drawers only. (<i>See Tower Accessories for pricing and order entry information</i>)	50", 57" and 64" Tower Internal Dimensions
SB	Side Access Bookcase		<ul style="list-style-type: none"> Box and M drawer height: 4 3/16" Box and M drawer width: 12 1/16" Box and M drawer depth: 18 3/8" File drawer height: 9 1/4" File drawer width: 12 1/16" File drawer depth: 18 3/8" Wide drawer height: 9 7/16" Wide drawer width: 20 3/4" Wide drawer depth: 22 7/8"
LH	Left Hand Access		
64	64" High		
24	24" Wide	Half depth adjustable shelves and coat hooks may be ordered separately allowing the cupboard and wardrobe area of the 15", 24" and 30" wide towers to support binders as well as shorter coats. (<i>See Tower Accessories for pricing and order entry information</i>)	
B	Box Drawer		
B	Box Drawer		
F	File Drawer		
L	Locking		
117	Soft Grey paint finish		
Specification Information For non-locking towers, deduct as follows from the list price for each unit: Deduct \$30 for (1) lock unit, \$60 for (2) lock unit, and \$75 for a (3) lock unit. Substitute the "L" suffix with an "N" within the pattern number to designate a non-locking unit, example (DT3SLH6424BBFN)		<p>"M" drawers consisting of a box drawer body with a file drawer head are available by substituting any two "B" or any one "F" character within the pattern number, example (DT3SLH6424MFN). Multiple "M" drawers may be specified providing they equal the total modules available.</p> <p>A 6" drawer, behind a cupboard door is available by adding the numeral 1 to the end of the pattern number, example (DT3SLH6424BBFL1)</p> <p>Note: 6" drawer behind doors are not available within the wardrobe portion of towers. Drawers behind doors are painted black.</p>	<p>Note: All towers are configured from the top down with standard combinations of box and file drawers.</p> <p>Note: Drawer behind door list pricing is as follows: 1= \$255</p> <p><i>Note: Series 2 Steel front doors are standard without a handle. Handles may be ordered for cupboard doors as a special.</i></p>


Storage Towers Steel Front - Series 2 Pull

24" Wide Storage Towers

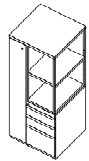
64" High

Series 2 Storage

description	type	w	d	h	lock	pattern no.	P1	P2	P3
64" High Side Access Bookcase with two file drawers with wardrobe (left hand shown)	left hand	23 7/8"	23 1/2"	63 5/16"	Y	DT3WSBLH6424FFL	\$2,662.	\$3,063.	\$3,197.
	right hand	23 7/8"	23 1/2"	63 5/16"	Y	DT3WSBRH6424FFL	2,662.	3,063.	3,197.



64" High Display tower with two box and one file drawer and wardrobe (left hand shown)	left hand	23 7/8"	23 1/2"	63 5/16"	Y	DT3WBDLH6424BBFL	2,784.	3,202.	3,337.
	right hand	23 7/8"	23 1/2"	63 5/16"	Y	DT3WBDRH6424BBFL	2,784.	3,202.	3,337.



64" High Display tower with two file drawers and wardrobe (left hand shown)	left hand	23 7/8"	23 1/2"	63 5/16"	Y	DT3WBDLH6424FFL	2,686.	3,091.	3,224.
	right hand	23 7/8"	23 1/2"	63 5/16"	Y	DT3WBDRH6424FFL	2,686.	3,091.	3,224.



Order Code		Application Notes	Critical Dimensions
Example: DT3SBLH6424BBFL-117			
DT3	Series 2 Steel Front, Series 2 Pull	Hanging rails and other accessories are not included and must be ordered separately. Hanging rails are included with 24" and 30" wide lateral drawers only. (See <i>Tower Accessories for pricing and order entry information</i>)	Dimensions under, w , d and h are actual to the nearest 1/16"
SB	Side Access Bookcase		50", 57" and 64" Tower Internal Dimensions
LH	Left Hand Access		<ul style="list-style-type: none"> Box and M drawer height: 4 3/16" Box and M drawer width: 12 1/16" Box and M drawer depth: 18 3/8" File drawer height: 9 1/4" File drawer width: 12 1/16" File drawer depth: 18 3/8" Wide drawer height: 9 7/16" Wide drawer width: 20 3/4" Wide drawer depth: 22 7/8"
64	64" High		
24	24" Wide	Half depth adjustable shelves and coat hooks may be ordered separately allowing the cupboard and wardrobe area of the 15", 24" and 30" wide towers to support binders as well as shorter coats. (See <i>Tower Accessories for pricing and order entry information</i>)	
B	Box Drawer		
B	Box Drawer		
F	File Drawer		
L	Locking		
117	Soft Grey paint finish		

Specification Information

For non-locking towers, deduct as follows from the list price for each unit: Deduct \$30 for (1) lock unit, \$60 for (2) lock unit, and \$75 for a (3) lock unit. Substitute the "L" suffix with an "N" within the pattern number to designate a non-locking unit, example (DT3SLH6424BBFN)

"M" drawers consisting of a box drawer body with a file drawer head are available by substituting any two "B" or any one "F" character within the pattern number, example (DT3SLH6424MFN). Multiple "M" drawers may be specified providing they equal the total modules available.

A 6" drawer, behind a cupboard door is available by adding the numeral 1 to the end of the pattern number, example (DT3SLH6424BBFL1)

Note: 6" drawer behind doors are not available within the wardrobe portion of towers. Drawers behind doors are painted black.

- 15" Side Access and Display towers include (1) lock.
- Single door towers, double door towers, 24"w and 30"w Side Access and Display towers include (2) locks. (Except full-height doors which include (1) lock)
- Front Access (only) towers with wardrobe include (3) locks. (Except full-height doors with wardrobe which include (2) locks)

Note: All towers are configured from the top down with standard combinations of box and file drawers.

Note: Drawer behind door list pricing is as follows: 1= \$255

Note: Series 2 Steel front doors are standard without a handle. Handles may be ordered for cupboard doors as a special.

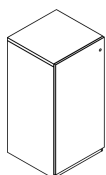
Storage Towers Steel Front - Series 2 Pull

24" Wide Storage Towers - Full Height Door

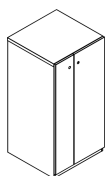
50" High

Series 2 Storage

description	type	w	d	h	lock	pattern no.	P1	P2	P3
50" High tower with one single (Full height door)(Left hand shown)	left hand	23 7/8"	23 1/2"	48 3/16"	Y	DT3FSLH5024L	\$1,672.	\$1,936.	\$2,026.
	right hand	23 7/8"	23 1/2"	48 3/16"	Y	DT3FSRH5024L	1,672.	1,936.	2,026.



50" High tower with wardrobe/cabinet (Full height doors)(Left hand shown)	left hand	23 7/8"	23 1/2"	48 3/16"	Y	DT3FWSLH5024L	2,084.	2,411.	2,519.
	right hand	23 7/8"	23 1/2"	48 3/16"	Y	DT3FWSRH5024L	2,084.	2,411.	2,519.



Order Code

Example:	DT3FSLH5024L- 117
DT3F	Series 2 Full Height Steel Door, Series 2 Pull
S	Storage Door
LH	Left Hand Hinge
50	50" High
24	24" Wide
L	Locking
117	Soft Grey paint finish

Specification Information

For non-locking towers, deduct as follows from the list price for each unit: Deduct \$30 for (1) lock unit, \$60 for (2) lock unit, and \$75 for a (3) lock unit. Substitute the "L" suffix with an "N" within the pattern number to designate a non-locking unit, example (DT3SLH6424BBFN)

"M" drawers consisting of a box drawer body with a file drawer head are available by substituting any two "B" or any one "F" character within the pattern number, example (DT3SLH6424MFN). Multiple "M" drawers may be specified providing they equal the total modules available.

A 6" drawer, behind a cupboard door is available by adding the numeral 1 to the end of the pattern number, example (DT3SLH6424BBFL1)

Note: 6" drawer behind doors are not available within the wardrobe portion of towers. Drawers behind doors are painted black.

Note: Series 2 Steel front doors are standard without a handle. Handles may be ordered for cupboard doors as a special.

Application Notes

Hanging rails and other accessories are not included and must be ordered separately. Hanging rails are included with 24" and 30" wide lateral drawers only. (See *Tower Accessories for pricing and order entry information*)

Half depth adjustable shelves and coat hooks may be ordered separately allowing the cupboard and wardrobe area of the 15", 24" and 30" wide towers to support binders as well as shorter coats. (See *Tower Accessories for pricing and order entry information*)

- 15" w Side Access and Display towers include (1) lock.
- Single door towers, double door towers, 24" w and 30" w Side Access and Display towers include (2) locks. (Except full-height doors which include (1) lock)
- Front Access (only) towers with wardrobe include (3) locks. (Except full-height doors with wardrobe which include (2) locks)

Full height door towers are designed to compliment the aesthetic of Dividends Horizon storage components.

Add a "Y" to the end of the pattern number to specify a front color that is different than the case color. P3 pricing automatically applies for all colors when utilizing this option.

Critical Dimensions

Dimensions under, **w**, **d** and **h** are actual to the nearest 1/16"

50", 57" and 64" Tower Internal Dimensions

- Box and M drawer height: 4 3/16"
- Box and M drawer width: 12 1/16"
- Box and M drawer depth: 18 3/8"
- File drawer height: 9 1/4"
- File drawer width: 12 1/16"
- File drawer depth: 18 3/8"
- Wide drawer height: 9 7/16"
- Wide drawer width: 20 3/4"
- Wide drawer depth: 22 7/8"

Note: All towers are configured from the top down with standard combinations of box and file drawers.

Note: Drawer behind door list pricing is as follows: 1= \$255

Full height door towers (50"h and 57"h) include one fixed shelf and one adjustable shelf. 64"h full height door tower includes one fixed shelf and two adjustable shelves.

Storage Towers Steel Front - Series 2 Pull

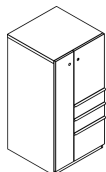
24" Wide Storage Towers - Full Height Door

50" High

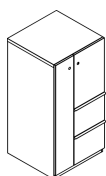
Series 2 Storage

Series 2 Dividends Front Storage

description	type	w	d	h	lock	pattern no.	P1	P2	P3
50" High tower with two box and one file drawer, door, wardrobe (Left hand shown)	left hand	23 7/8"	23 1/2"	48 3/16"	Y	DT3FWSLH5024BBFL	\$2,407.	\$2,763.	\$2,883.
	right hand	23 7/8"	23 1/2"	48 3/16"	Y	DT3FWSRH5024BBFL	2,407.	2,763.	2,883.



50" High tower with two file drawers, door, wardrobe (Left hand shown)	left hand	23 7/8"	23 1/2"	48 3/16"	Y	DT3FWSLH5024FFL	2,168.	2,489.	2,593.
	right hand	23 7/8"	23 1/2"	48 3/16"	Y	DT3FWSRH5024FFL	2,168.	2,489.	2,593.



Order Code

Example:	DT3FSLH5024L- 117
DT3F	Series 2 Full Height Steel Door, Series 2 Pull
S	Storage Door
LH	Left Hand Hinge
50	50" High
24	24" Wide
L	Locking
117	Soft Grey paint finish

Specification Information

For non-locking towers, deduct as follows from the list price for each unit: Deduct \$30 for (1) lock unit, \$60 for (2) lock unit, and \$75 for a (3) lock unit. Substitute the "L" suffix with an "N" within the pattern number to designate a non-locking unit, example (DT3SLH6424BBFN)

"M" drawers consisting of a box drawer body with a file drawer head are available by substituting any two "B" or any one "F" character within the pattern number, example (DT3SLH6424MFN). Multiple "M" drawers may be specified providing they equal the total modules available.

A 6" drawer, behind a cupboard door is available by adding the numeral 1 to the end of the pattern number, example (DT3SLH6424BBFL1)

Note: 6" drawer behind doors are not available within the wardrobe portion of towers. Drawers behind doors are painted black.

Note: Series 2 Steel front doors are standard without a handle. Handles may be ordered for cupboard doors as a special.

Application Notes

Hanging rails and other accessories are not included and must be ordered separately. Hanging rails are included with 24" and 30" wide lateral drawers only. (See *Tower Accessories for pricing and order entry information*)

Half depth adjustable shelves and coat hooks may be ordered separately allowing the cupboard and wardrobe area of the 15", 24" and 30" wide towers to support binders as well as shorter coats. (See *Tower Accessories for pricing and order entry information*)

- 15" w Side Access and Display towers include (1) lock.
- Single door towers, double door towers, 24" w and 30" w Side Access and Display towers include (2) locks. (Except full-height doors which include (1) lock)
- Front Access (only) towers with wardrobe include (3) locks. (Except full-height doors with wardrobe which include (2) locks)

Full height door towers are designed to compliment the aesthetic of Dividends Horizon storage components.

Add a "Y" to the end of the pattern number to specify a front color that is different than the case color. P3 pricing automatically applies for all colors when utilizing this option.

Critical Dimensions

Dimensions under, **w**, **d** and **h** are actual to the nearest 1/16"

50", 57" and 64" Tower Internal Dimensions

- Box and M drawer height: 4 3/16"
- Box and M drawer width: 12 1/16"
- Box and M drawer depth: 18 3/8"
- File drawer height: 9 1/4"
- File drawer width: 12 1/16"
- File drawer depth: 18 3/8"
- Wide drawer height: 9 7/16"
- Wide drawer width: 20 3/4"
- Wide drawer depth: 22 7/8"

Note: All towers are configured from the top down with standard combinations of box and file drawers.

Note: Drawer behind door list pricing is as follows: 1= \$255

Full height door towers (50"h and 57"h) include one fixed shelf and one adjustable shelf. 64"h full height door tower includes one fixed shelf and two adjustable shelves.

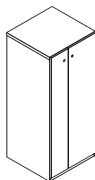
Storage Towers Steel Front - Series 2 Pull

24" Wide Storage Towers - Full Height Door

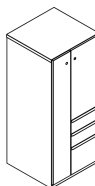
57" High

Series 2 Storage

description	type	w	d	h	lock	pattern no.	P1	P2	P3
57" High tower with wardrobe/cabinet (Full height doors)(Left hand shown)	left hand	23 7/8"	23 1/2"	56 3/16"	Y	DT3FWSLH5724L	\$2,129.	\$2,463.	\$2,573.
	right hand	23 7/8"	23 1/2"	56 3/16"	Y	DT3FWSRH5724L	2,129.	2,463.	2,573.



57" High tower with two box and one file drawer, door, wardrobe (Left hand shown)	left hand	23 7/8"	23 1/2"	56 3/16"	Y	DT3FWSLH5724BBFL	2,495.	2,864.	2,987.
	right hand	23 7/8"	23 1/2"	56 3/16"	Y	DT3FWSRH5724BBFL	2,495.	2,864.	2,987.



Order Code

Example:	DT3FSLH5724L- 117
DT3F	Series 2 Full Height Steel Door, Series 2 Pull
S	Storage Door
LH	Left Hand Hinge
57	57" High
24	24" Wide
L	Locking
117	Soft Grey paint finish

Specification Information

For non-locking towers, deduct as follows from the list price for each unit: Deduct \$30 for (1) lock unit, \$60 for (2) lock unit, and \$75 for a (3) lock unit. Substitute the "L" suffix with an "N" within the pattern number to designate a non-locking unit, example (DT3SLH6424BBFN)

"M" drawers consisting of a box drawer body with a file drawer head are available by substituting any two "B" or any one "F" character within the pattern number, example (DT3SLH6424MFN). Multiple "M" drawers may be specified providing they equal the total modules available.

A 6" drawer, behind a cupboard door is available by adding the numeral 1 to the end of the pattern number, example (DT3SLH6424BBFL1)

Note: 6" drawer behind doors are not available within the wardrobe portion of towers. Drawers behind doors are painted black.

Note: Series 2 Steel front doors are standard without a handle. Handles may be ordered for cupboard doors as a special.

Application Notes

Hanging rails and other accessories are not included and must be ordered separately. Hanging rails are included with 24" and 30" wide lateral drawers only. (See *Tower Accessories for pricing and order entry information*)

Half depth adjustable shelves and coat hooks may be ordered separately allowing the cupboard and wardrobe area of the 15", 24" and 30" wide towers to support binders as well as shorter coats. (See *Tower Accessories for pricing and order entry information*)

- 15" w Side Access and Display towers include (1) lock.
- Single door towers, double door towers, 24" w and 30" w Side Access and Display towers include (2) locks. (Except full-height doors which include (1) lock)
- Front Access (only) towers with wardrobe include (3) locks. (Except full-height doors with wardrobe which include (2) locks)

Full height door towers are designed to compliment the aesthetic of Dividends Horizon storage components.

Add a "Y" to the end of the pattern number to specify a front color that is different than the case color. P3 pricing automatically applies for all colors when utilizing this option.

Critical Dimensions

Dimensions under, **w**, **d** and **h** are actual to the nearest 1/16"

50", 57" and 64" Tower Internal Dimensions

- Box and M drawer height: 4 3/16"
- Box and M drawer width: 12 1/16"
- Box and M drawer depth: 18 3/8"
- File drawer height: 9 1/4"
- File drawer width: 12 1/16"
- File drawer depth: 18 3/8"
- Wide drawer height: 9 7/16"
- Wide drawer width: 20 3/4"
- Wide drawer depth: 22 7/8"

Note: All towers are configured from the top down with standard combinations of box and file drawers.

Note: Drawer behind door list pricing is as follows: 1= \$255

Full height door towers (50"h and 57"h) include one fixed shelf and one adjustable shelf. 64"h full height door tower includes one fixed shelf and two adjustable shelves.

Storage Towers Steel Front - Series 2 Pull

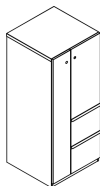
24" Wide Storage Towers - Full Height Door

57" High

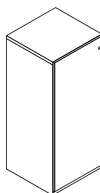
Series 2 Storage

Series 2 Dividends Front Storage

description	type	w	d	h	lock	pattern no.	P1	P2	P3
57" High tower with two file drawers, door, wardrobe (Left hand shown)	left hand	23 ⁷ / ₈ "	23 ¹ / ₂ "	56 ³ / ₁₆ "	Y	DT3FWSLH5724FFL	\$2,237.	\$2,567.	\$2,675.
	right hand	23 ⁷ / ₈ "	23 ¹ / ₂ "	56 ³ / ₁₆ "	Y	DT3FWSRH5724FFL	2,237.	2,567.	2,675.



57" High tower with one single (Full height door)(Left hand shown)	left hand	23 ⁷ / ₈ "	23 ¹ / ₂ "	56 ³ / ₁₆ "	Y	DT3FSLH5724L	1,729.	2,005.	2,096.
	right hand	23 ⁷ / ₈ "	23 ¹ / ₂ "	56 ³ / ₁₆ "	Y	DT3FSRH5724L	1,729.	2,005.	2,096.



Order Code

Example:	DT3FSLH5724L- 117
DT3F	Series 2 Full Height Steel Door, Series 2 Pull
S	Storage Door
LH	Left Hand Hinge
57	57" High
24	24" Wide
L	Locking
117	Soft Grey paint finish

Specification Information

For non-locking towers, deduct as follows from the list price for each unit: Deduct \$30 for (1) lock unit, \$60 for (2) lock unit, and \$75 for a (3) lock unit. Substitute the "L" suffix with an "N" within the pattern number to designate a non-locking unit, example (DT3SLH6424BBFN)

"M" drawers consisting of a box drawer body with a file drawer head are available by substituting any two "B" or any one "F" character within the pattern number, example (DT3SLH6424MFN). Multiple "M" drawers may be specified providing they equal the total modules available.

A 6" drawer, behind a cupboard door is available by adding the numeral 1 to the end of the pattern number, example (DT3SLH6424BBFL1)

Note: 6" drawer behind doors are not available within the wardrobe portion of towers. Drawers behind doors are painted black.

Note: Series 2 Steel front doors are standard without a handle. Handles may be ordered for cupboard doors as a special.

Application Notes

Hanging rails and other accessories are not included and must be ordered separately. Hanging rails are included with 24" and 30" wide lateral drawers only. (See *Tower Accessories for pricing and order entry information*)

Half depth adjustable shelves and coat hooks may be ordered separately allowing the cupboard and wardrobe area of the 15", 24" and 30" wide towers to support binders as well as shorter coats. (See *Tower Accessories for pricing and order entry information*)

- 15" w Side Access and Display towers include (1) lock.
- Single door towers, double door towers, 24" w and 30" w Side Access and Display towers include (2) locks. (Except full-height doors which include (1) lock)
- Front Access (only) towers with wardrobe include (3) locks. (Except full-height doors with wardrobe which include (2) locks)

Full height door towers are designed to compliment the aesthetic of Dividends Horizon storage components.

Add a "Y" to the end of the pattern number to specify a front color that is different than the case color. P3 pricing automatically applies for all colors when utilizing this option.

Critical Dimensions

Dimensions under, **w**, **d** and **h** are actual to the nearest 1/16"

50", 57" and 64" Tower Internal Dimensions

- Box and M drawer height: 4³/₁₆"
- Box and M drawer width: 12¹/₁₆"
- Box and M drawer depth: 18³/₈"
- File drawer height: 9¹/₄"
- File drawer width: 12¹/₁₆"
- File drawer depth: 18³/₈"
- Wide drawer height: 9⁷/₁₆"
- Wide drawer width: 20³/₄"
- Wide drawer depth: 22⁷/₈"

Note: All towers are configured from the top down with standard combinations of box and file drawers.

Note: Drawer behind door list pricing is as follows: 1= \$255

Full height door towers (50"h and 57"h) include one fixed shelf and one adjustable shelf. 64"h full height door tower includes one fixed shelf and two adjustable shelves.

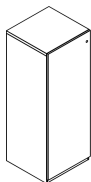
Storage Towers Steel Front - Series 2 Pull

24" Wide Storage Towers - Full Height Door

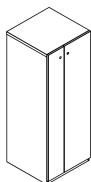
64" High

Series 2 Storage

description	type	w	d	h	lock	pattern no.	P1	P2	P3
64" High tower with one single (Full height door)(Left hand shown)	left hand	23 7/8"	23 1/2"	63 3/16"	Y	DT3FSLH6424L	\$1,756.	\$2,032.	\$2,128.
	right hand	23 7/8"	23 1/2"	63 3/16"	Y	DT3FSRH6424L	1,756.	2,032.	2,128.



64" High tower with wardrobe/cabinet (Full height doors)(Left hand shown)	left hand	23 7/8"	23 1/2"	63 3/16"	Y	DT3FWSLH6424L	2,172.	2,513.	2,628.
	right hand	23 7/8"	23 1/2"	63 3/16"	Y	DT3FWSRH6424L	2,172.	2,513.	2,628.



Order Code

Example:	DT3FSLH6424L- 117
DT3F	Series 2 Full Height Steel Door, Series 2 Pull
S	Storage Door
LH	Left Hand Hinge
64	64" High
24	24" Wide
L	Locking
117	Soft Grey paint finish

Specification Information

For non-locking towers, deduct as follows from the list price for each unit: Deduct \$30 for (1) lock unit, \$60 for (2) lock unit, and \$75 for a (3) lock unit. Substitute the "L" suffix with an "N" within the pattern number to designate a non-locking unit, example (DT3SLH6424BBFN)

"M" drawers consisting of a box drawer body with a file drawer head are available by substituting any two "B" or any one "F" character within the pattern number, example (DT3SLH6424MFN). Multiple "M" drawers may be specified providing they equal the total modules available.

A 6" drawer, behind a cupboard door is available by adding the numeral 1 to the end of the pattern number, example (DT3SLH6424BBFL1)

Note: 6" drawer behind doors are not available within the wardrobe portion of towers. Drawers behind doors are painted black.

Note: Series 2 Steel front doors are standard without a handle. Handles may be ordered for cupboard doors as a special.

Application Notes

Hanging rails and other accessories are not included and must be ordered separately. Hanging rails are included with 24" and 30" wide lateral drawers only. (See *Tower Accessories for pricing and order entry information*)

Half depth adjustable shelves and coat hooks may be ordered separately allowing the cupboard and wardrobe area of the 15", 24" and 30" wide towers to support binders as well as shorter coats. (See *Tower Accessories for pricing and order entry information*)

- 15" w Side Access and Display towers include (1) lock.
- Single door towers, double door towers, 24" w and 30" w Side Access and Display towers include (2) locks. (Except full-height doors which include (1) lock)
- Front Access (only) towers with wardrobe include (3) locks. (Except full-height doors with wardrobe which include (2) locks)

Full height door towers are designed to compliment the aesthetic of Dividends Horizon storage components.

Add a "Y" to the end of the pattern number to specify a front color that is different than the case color. P3 pricing automatically applies for all colors when utilizing this option.

Critical Dimensions

Dimensions under, **w**, **d** and **h** are actual to the nearest 1/16"

50", 57" and 64" Tower Internal Dimensions

- Box and M drawer height: 4 3/16"
- Box and M drawer width: 12 1/16"
- Box and M drawer depth: 18 3/8"
- File drawer height: 9 1/4"
- File drawer width: 12 1/16"
- File drawer depth: 18 3/8"
- Wide drawer height: 9 7/16"
- Wide drawer width: 20 3/4"
- Wide drawer depth: 22 7/8"

Note: All towers are configured from the top down with standard combinations of box and file drawers.

Note: Drawer behind door list pricing is as follows: 1= \$255

Full height door towers (50"h and 57"h) include one fixed shelf and one adjustable shelf. 64"h full height door tower includes one fixed shelf and two adjustable shelves.

Storage Towers Steel Front - Series 2 Pull

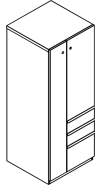
24" Wide Storage Towers - Full Height Door

64" High

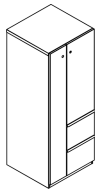
Series 2 Storage

Series 2 Dividends Front Storage

description	type	w	d	h	lock	pattern no.	P1	P2	P3
64" High tower with two box and one file drawer, door, wardrobe (Left hand shown)	left hand	23 7/8"	23 1/2"	63 3/16"	Y	DT3FWSLH6424BBFL	\$2,511.	\$2,883.	\$3,006.
	right hand	23 7/8"	23 1/2"	63 3/16"	Y	DT3FWSRH6424BBFL	2,511.	2,883.	3,006.



64" High tower with two file drawers, door, wardrobe (Left hand shown)	left hand	23 7/8"	23 1/2"	63 3/16"	Y	DT3FWSLH6424FFL	2,245.	2,576.	2,688.
	right hand	23 7/8"	23 1/2"	63 3/16"	Y	DT3FWSRH6424FFL	2,245.	2,576.	2,688.



Order Code

Example:	DT3FSLH6424L- 117
DT3F	Series 2 Full Height Steel Door, Series 2 Pull
S	Storage Door
LH	Left Hand Hinge
64	64" High
24	24" Wide
L	Locking
117	Soft Grey paint finish

Specification Information

For non-locking towers, deduct as follows from the list price for each unit: Deduct \$30 for (1) lock unit, \$60 for (2) lock unit, and \$75 for a (3) lock unit. Substitute the "L" suffix with an "N" within the pattern number to designate a non-locking unit, example (DT3SLH6424BBFN)

"M" drawers consisting of a box drawer body with a file drawer head are available by substituting any two "B" or any one "F" character within the pattern number, example (DT3SLH6424MFN). Multiple "M" drawers may be specified providing they equal the total modules available.

A 6" drawer, behind a cupboard door is available by adding the numeral 1 to the end of the pattern number, example (DT3SLH6424BBFL1)

Note: 6" drawer behind doors are not available within the wardrobe portion of towers. Drawers behind doors are painted black.

Note: Series 2 Steel front doors are standard without a handle. Handles may be ordered for cupboard doors as a special.

Application Notes

Hanging rails and other accessories are not included and must be ordered separately. Hanging rails are included with 24" and 30" wide lateral drawers only. (See *Tower Accessories for pricing and order entry information*)

Half depth adjustable shelves and coat hooks may be ordered separately allowing the cupboard and wardrobe area of the 15", 24" and 30" wide towers to support binders as well as shorter coats. (See *Tower Accessories for pricing and order entry information*)

- 15" w Side Access and Display towers include (1) lock.
- Single door towers, double door towers, 24" w and 30" w Side Access and Display towers include (2) locks. (Except full-height doors which include (1) lock)
- Front Access (only) towers with wardrobe include (3) locks. (Except full-height doors with wardrobe which include (2) locks)

Full height door towers are designed to compliment the aesthetic of Dividends Horizon storage components.

Add a "Y" to the end of the pattern number to specify a front color that is different than the case color. P3 pricing automatically applies for all colors when utilizing this option.

Critical Dimensions

Dimensions under, **w**, **d** and **h** are actual to the nearest 1/16"

50", 57" and 64" Tower Internal Dimensions

- Box and M drawer height: 4 3/16"
- Box and M drawer width: 12 1/16"
- Box and M drawer depth: 18 3/8"
- File drawer height: 9 1/4"
- File drawer width: 12 1/16"
- File drawer depth: 18 3/8"
- Wide drawer height: 9 7/16"
- Wide drawer width: 20 3/4"
- Wide drawer depth: 22 7/8"

Note: All towers are configured from the top down with standard combinations of box and file drawers.

Note: Drawer behind door list pricing is as follows: 1= \$255

Full height door towers (50"h and 57"h) include one fixed shelf and one adjustable shelf. 64"h full height door tower includes one fixed shelf and two adjustable shelves.

Storage Towers Steel Front - Series 2 Pull

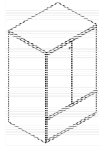
30" Wide Storage Towers

50" High

Series 2 Storage


description	type	w	d	h	lock	pattern no.	P1	P2	P3
-------------	------	---	---	---	------	-------------	----	----	----

50" High Double Door tower with one wide drawer		29 ⁷ / ₈ "	23 ¹ / ₂ "	48 ⁵ / ₁₆ "	Y	DT3D5030WL	\$2,511.	\$2,888.	\$3,015.
---	--	----------------------------------	----------------------------------	-----------------------------------	---	-------------------	----------	----------	----------



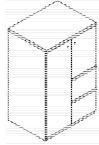
24" and 30" wide double door cabinets may be ordered with a grommet option located in the back of the case by adding a "G" between the 4th and 5th character of the pattern number, example (DT3DG5030WL). Add \$100 list for this option. **Note**, by adding a "G" option, the cabinet will also receive AV hinged doors.

50" High Double Door tower with two wide drawers		29 ⁷ / ₈ "	23 ¹ / ₂ "	48 ⁵ / ₁₆ "	Y	DT3D5030WWL	3,006.	3,454.	3,607.
--	--	----------------------------------	----------------------------------	-----------------------------------	---	--------------------	--------	--------	--------



24" and 30" wide double door cabinets may be ordered with a grommet option located in the back of the case by adding a "G" between the 4th and 5th character of the pattern number, example (DT3DG5030WWL). Add \$100 list for this option. **Note**, by adding a "G" option, the cabinet will also receive AV hinged doors.

50" High tower with two file drawers and door and wardrobe (left hand shown)	left hand	29 ⁷ / ₈ "	23 ¹ / ₂ "	48 ⁵ / ₁₆ "	Y	DT3WSLH5030FFL	2,309.	2,656.	2,774.
	right hand	29 ⁷ / ₈ "	23 ¹ / ₂ "	48 ⁵ / ₁₆ "	Y	DT3WSRH5030FFL	2,309.	2,656.	2,774.



Order Code	Specification Information	Application Notes	Critical Dimensions
Example: DT3WSLH5030BBFL-117	<p>For non-locking towers, deduct as follows from the list price for each unit: Deduct \$30 for (1) lock unit, \$60 for (2) lock unit, and \$75 for a (3) lock unit. Substitute the "L" suffix with an "N" within the pattern number to designate a non-locking unit, example (DT3WSLH5030BBFN)</p> <p>"M" drawers consisting of a box drawer body with a file drawer head are available by substituting any two "B" or any one "F" character within the pattern number, example (DT3WSLH5030MFN). Multiple "M" drawers may be specified providing they equal the total modules available. A 6" drawer, behind a cupboard door is available by adding the numeral 1 to the end of the pattern number, example (DT3WSLH6430BBFL1)</p> <ul style="list-style-type: none"> 15" w Side Access and Display towers include (1) lock. Single door towers, double door towers, 24" w and 30" w Side Access and Display towers include (2) locks. (Except full-height doors which include (1) lock) Front Access (only) towers with wardrobe include (3) locks. (Except full-height doors with wardrobe which include (2) locks) 	<p>Note: 6" drawers behind doors are not available within the wardrobe portion of towers. Drawers behind doors are painted black.</p> <p>Note: Drawers behind doors list prices are as follows: 1= \$255</p> <p>Application Notes</p> <p>Hanging rails and other accessories are not included and must be ordered separately. Hanging rails are included with 24" and 30" wide lateral drawers only. (See <i>Tower Accessories for pricing and order entry information</i>)</p> <p>Half depth adjustable shelves and coat hooks may be ordered separately allowing the cupboard and wardrobe area of the 15", 24" and 30" wide towers to support binders as well as shorter coats. (See <i>Tower Accessories for pricing and order entry information</i>)</p>	<p>Dimensions under, w, d and h are actual to the nearest ¹/₁₆"</p> <p>50", 57" and 64" Tower Internal Dimensions</p> <ul style="list-style-type: none"> Box and M drawer height: 4⁵/₁₆" Box and M drawer width: 12¹/₁₆" Box and M drawer depth: 18³/₈" File drawer height: 9¹/₄" File drawer width: 12¹/₁₆" File drawer depth: 18³/₈" Wide drawer height: 9⁹/₁₆" Wide drawer width: 20³/₄" Wide drawer depth: 22⁷/₈" <p>Note: All towers are configured from the top down with standard combinations of box and file drawers.</p>
DT3			
WS			
LH			
50			
30			
B			
B			
F			
L			
117			

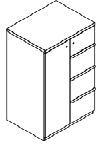
Storage Towers Steel Front - Series 2 Pull

30" Wide Storage Towers


50" High

Series 2 Storage

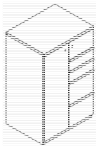
description	type	w	d	h	lock	pattern no.	P1	P2	P3
50" High tower with three file drawers and door and wardrobe (left hand shown)	left hand	29 ⁷ / ₈ "	23 ¹ / ₂ "	48 ⁵ / ₁₆ "	Y	DT3WSLH5030FFFL	\$2,543.	\$2,925.	\$3,051.
	right hand	29 ⁷ / ₈ "	23 ¹ / ₂ "	48 ⁵ / ₁₆ "	Y	DT3WSRH5030FFFL	2,543.	2,925.	3,051.



50" High tower with one box and two file drawers and door and wardrobe (left hand shown)	left hand	29 ⁷ / ₈ "	23 ¹ / ₂ "	48 ⁵ / ₁₆ "	Y	DT3WSLH5030BBFL	2,522.	2,900.	3,025.
	right hand	29 ⁷ / ₈ "	23 ¹ / ₂ "	48 ⁵ / ₁₆ "	Y	DT3WSRH5030BBFL	2,522.	2,900.	3,025.



50" High tower with two box and two file drawers and door and wardrobe (left hand shown)	left hand	29 ⁷ / ₈ "	23 ¹ / ₂ "	48 ⁵ / ₁₆ "	Y	DT3WSLH5030BBFFL	2,769.	3,182.	3,322.
	right hand	29 ⁷ / ₈ "	23 ¹ / ₂ "	48 ⁵ / ₁₆ "	Y	DT3WSRH5030BBFFL	2,769.	3,182.	3,322.



Order Code	Specification Information	Application Notes	Critical Dimensions
Example: DT3WSLH5030BBFL-117	For non-locking towers, deduct as follows from the list price for each unit: Deduct \$30 for (1) lock unit, \$60 for (2) lock unit, and \$75 for a (3) lock unit. Substitute the "L" suffix with an "N" within the pattern number to designate a non-locking unit, example (DT3WSLH5030BBFN)	Note: 6" drawers behind doors are not available within the wardrobe portion of towers. Drawers behind doors are painted black.	Dimensions under, w , d and h are actual to the nearest ¹ / ₁₆ "
DT3 Series 2 Steel Front, Series 2 Pull		Note: Drawers behind doors list prices are as follows: 1= \$255	50", 57" and 64" Tower Internal Dimensions
WS Wardrobe and Single Door	"M" drawers consisting of a box drawer body with a file drawer head are available by substituting any two "B" or any one "F" character within the pattern number, example (DT3WSLH5030MFN). Multiple "M" drawers may be specified providing they equal the total modules available. A 6" drawer, behind a cupboard door is available by adding the numeral 1 to the end of the pattern number, example (DT3WSLH6430BBFL1)	Application Notes	<ul style="list-style-type: none"> Box and M drawer height: 4⁵/₁₆" Box and M drawer width: 12¹/₁₆" Box and M drawer depth: 18³/₈" File drawer height: 9¹/₄" File drawer width: 12¹/₁₆" File drawer depth: 18³/₈" Wide drawer height: 9⁹/₁₆" Wide drawer width: 20³/₄" Wide drawer depth: 22⁷/₈"
LH Left Hand Access		Hanging rails and other accessories are not included and must be ordered separately. Hanging rails are included with 24" and 30" wide lateral drawers only. (See <i>Tower Accessories for pricing and order entry information</i>)	Note: All towers are configured from the top down with standard combinations of box and file drawers.
50 50" High	• 15" w Side Access and Display towers include (1) lock. • Single door towers, double door towers, 24" w and 30" w Side Access and Display towers include (2) locks. (Except full-height doors which include (1) lock) • Front Access (only) towers with wardrobe include (3) locks. (Except full-height doors with wardrobe which include (2) locks)	Half depth adjustable shelves and coat hooks may be ordered separately allowing the cupboard and wardrobe area of the 15", 24" and 30" wide towers to support binders as well as shorter coats. (See <i>Tower Accessories for pricing and order entry information</i>)	
30 30" Wide			
B Box Drawer			
B Box Drawer			
F File Drawer			
L Locking			
117 Soft Grey paint finish			


Storage Towers Steel Front - Series 2 Pull

30" Wide Storage Towers

50" High

Series 2 Storage

description	type	w	d	h	lock	pattern no.	P1	P2	P3
50" High tower with two box and one file drawer and door and wardrobe (left hand shown)	left hand	29 ⁷ / ₈ "	23 ¹ / ₂ "	48 ⁵ / ₁₆ "	Y	DT3WSLH5030BBFL	\$2,498.	\$2,871.	\$2,995.
	right hand	29 ⁷ / ₈ "	23 ¹ / ₂ "	48 ⁵ / ₁₆ "	Y	DT3WSRH5030BBFL	2,498.	2,871.	2,995.



Order Code	Specification Information	Application Notes	Critical Dimensions
Example: DT3WSLH5030BBFL-117	<p>For non-locking towers, deduct as follows from the list price for each unit: Deduct \$30 for (1) lock unit, \$60 for (2) lock unit, and \$75 for a (3) lock unit. Substitute the "L" suffix with an "N" within the pattern number to designate a non-locking unit, example (DT3WSLH5030BBFN)</p> <p>"M" drawers consisting of a box drawer body with a file drawer head are available by substituting any two "B" or any one "F" character within the pattern number, example (DT3WSLH5030MFN). Multiple "M" drawers may be specified providing they equal the total modules available. A 6" drawer, behind a cupboard door is available by adding the numeral 1 to the end of the pattern number, example (DT3WSLH6430BBFL1)</p> <ul style="list-style-type: none"> 15" w Side Access and Display towers include (1) lock. Single door towers, double door towers, 24" w and 30" w Side Access and Display towers include (2) locks. (Except full-height doors which include (1) lock) Front Access (only) towers with wardrobe include (3) locks. (Except full-height doors with wardrobe which include (2) locks) 	<p>Note: 6" drawers behind doors are not available within the wardrobe portion of towers. Drawers behind doors are painted black.</p> <p>Note: Drawers behind doors list prices are as follows: 1= \$255</p>	<p>Dimensions under, w, d and h are actual to the nearest ¹/₁₆"</p> <p>50", 57" and 64" Tower Internal Dimensions</p> <ul style="list-style-type: none"> Box and M drawer height: 4⁵/₁₆" Box and M drawer width: 12¹/₁₆" Box and M drawer depth: 18³/₈" File drawer height: 9¹/₄" File drawer width: 12¹/₁₆" File drawer depth: 18³/₈" Wide drawer height: 9⁹/₁₆" Wide drawer width: 20³/₄" Wide drawer depth: 22⁷/₈" <p>Note: All towers are configured from the top down with standard combinations of box and file drawers.</p>
DT3		<p>Application Notes</p> <p>Hanging rails and other accessories are not included and must be ordered separately. Hanging rails are included with 24" and 30" wide lateral drawers only. (See <i>Tower Accessories for pricing and order entry information</i>)</p> <p>Half depth adjustable shelves and coat hooks may be ordered separately allowing the cupboard and wardrobe area of the 15", 24" and 30" wide towers to support binders as well as shorter coats. (See <i>Tower Accessories for pricing and order entry information</i>)</p>	
WS			
LH			
50			
30			
B			
B			
F			
L			
117			

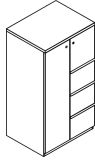
Storage Towers Steel Front - Series 2 Pull

30" Wide Storage Towers

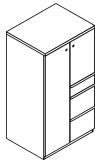
57" High

Series 2 Storage

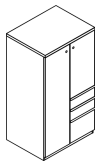
description	type	w	d	h	lock	pattern no.	P1	P2	P3
57" High tower with three file drawers and door and wardrobe (left hand shown)	left hand	29 ⁷ / ₈ "	23 ¹ / ₂ "	56 ³ / ₁₆ "	Y	DT3WSLH5730FFFL	\$2,616.	\$3,006.	\$3,139.
	right hand	29 ⁷ / ₈ "	23 ¹ / ₂ "	56 ³ / ₁₆ "	Y	DT3WSRH5730FFFL	2,616.	3,006.	3,139.



57" High tower with one box and two file drawers and door and wardrobe (left hand shown)	left hand	29 ⁷ / ₈ "	23 ¹ / ₂ "	56 ³ / ₁₆ "	Y	DT3WSLH5730BBFL	2,624.	3,020.	3,149.
	right hand	29 ⁷ / ₈ "	23 ¹ / ₂ "	56 ³ / ₁₆ "	Y	DT3WSRH5730BBFL	2,624.	3,020.	3,149.



57" High tower with two box and one file drawer and door and wardrobe (left hand shown)	left hand	29 ⁷ / ₈ "	23 ¹ / ₂ "	56 ³ / ₁₆ "	Y	DT3WSLH5730BBFL	2,617.	3,006.	3,139.
	right hand	29 ⁷ / ₈ "	23 ¹ / ₂ "	56 ³ / ₁₆ "	Y	DT3WSRH5730BBFL	2,617.	3,006.	3,139.



Order Code	Specification Information	Application Notes	Critical Dimensions
Example: DT3WSLH5730BBFL-117	For non-locking towers, deduct as follows from the list price for each unit: Deduct \$30 for (1) lock unit, \$60 for (2) lock unit, and \$75 for a (3) lock unit. Substitute the "L" suffix with an "N" within the pattern number to designate a non-locking unit, example (DT3WSLH5030BBFN)	Note: 6" drawers behind doors are not available within the wardrobe portion of towers. Drawers behind doors are painted black.	Dimensions under, w , d and h are actual to the nearest ¹ / ₁₆ "
DT3 Series 2 Steel Front, Series 2 Pull			
WS Wardrobe and Single Door	"M" drawers consisting of a box drawer body with a file drawer head are available by substituting any two "B" or any one "F" character within the pattern number, example (DT3WSLH5030MFN). Multiple "M" drawers may be specified providing they equal the total modules available. A 6" drawer, behind a cupboard door is available by adding the numeral 1 to the end of the pattern number, example (DT3WSLH6430BBFL1)	Note: Drawers behind doors list prices are as follows: 1= \$255	50", 57" and 64" Tower Internal Dimensions
LH Left Hand Access			
57 57" High	• 15"w Side Access and Display towers include (1) lock.	Application Notes	<ul style="list-style-type: none"> Box and M drawer height: 4⁵/₁₆" Box and M drawer width: 12¹/₁₆" Box and M drawer depth: 18³/₈" File drawer height: 9¹/₄" File drawer width: 12¹/₁₆" File drawer depth: 18³/₈" Wide drawer height: 9⁹/₁₆" Wide drawer width: 20³/₄" Wide drawer depth: 22⁷/₈"
30 30" Wide			
B Box Drawer	• Single door towers, double door towers, 24"w and 30"w Side Access and Display towers include (2) locks. (Except full-height doors which include (1) lock)	Hanging rails and other accessories are not included and must be ordered separately. Hanging rails are included with 24" and 30" wide lateral drawers only. (See <i>Tower Accessories for pricing and order entry information</i>)	Note: All towers are configured from the top down with standard combinations of box and file drawers.
B Box Drawer			
F File Drawer	• Front Access (only) towers with wardrobe include (3) locks. (Except full-height doors with wardrobe which include (2) locks)	Half depth adjustable shelves and coat hooks may be ordered separately allowing the cupboard and wardrobe area of the 15", 24" and 30" wide towers to support binders as well as shorter coats. (See <i>Tower Accessories for pricing and order entry information</i>)	
L Locking			
117 Soft Grey paint finish			

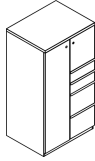
Storage Towers Steel Front - Series 2 Pull

30" Wide Storage Towers

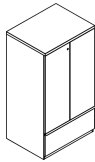
57" High

Series 2 Storage

description	type	w	d	h	lock	pattern no.	P1	P2	P3
57" High tower with two box and two file drawers and door and wardrobe (left hand shown)	left hand	29 ⁷ / ₈ "	23 ¹ / ₂ "	56 ³ / ₁₆ "	Y	DT3WSLH5730BBFFL	\$2,839.	\$3,268.	\$3,407.
	right hand	29 ⁷ / ₈ "	23 ¹ / ₂ "	56 ³ / ₁₆ "	Y	DT3WSRH5730BBFFL	2,839.	3,268.	3,407.

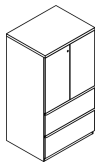


57" High Double Door tower with one wide drawer	29 ⁷ / ₈ "	23 ¹ / ₂ "	56 ³ / ₁₆ "	Y	DT3D5730WL	2,577.	2,961.	3,091.
---	----------------------------------	----------------------------------	-----------------------------------	---	------------	--------	--------	--------



24" and 30" wide double door cabinets may be ordered with a grommet option located in the back of the case by adding a "G" between the 4th and 5th character of the pattern number, example (DT3DG5730WL). Add \$100 list for this option. **Note**, by adding a "G" option, the cabinet will also receive AV hinged doors.

57" High Double Door tower with two wide drawers	29 ⁷ / ₈ "	23 ¹ / ₂ "	56 ³ / ₁₆ "	Y	DT3D5730WWL	3,140.	3,607.	3,765.
--	----------------------------------	----------------------------------	-----------------------------------	---	-------------	--------	--------	--------



24" and 30" wide double door cabinets may be ordered with a grommet option located in the back of the case by adding a "G" between the 4th and 5th character of the pattern number, example (DT3DG5730WWL). Add \$100 list for this option. **Note**, by adding a "G" option, the cabinet will also receive AV hinged doors.

Order Code	Specification Information	Application Notes	Critical Dimensions
Example: DT3WSLH5730BBFL-117	<p>For non-locking towers, deduct as follows from the list price for each unit: Deduct \$30 for (1) lock unit, \$60 for (2) lock unit, and \$75 for a (3) lock unit. Substitute the "L" suffix with an "N" within the pattern number to designate a non-locking unit, example (DT3WSLH5030BBFN)</p> <p>"M" drawers consisting of a box drawer body with a file drawer head are available by substituting any two "B" or any one "F" character within the pattern number, example (DT3WSLH5030MFN). Multiple "M" drawers may be specified providing they equal the total modules available. A 6" drawer, behind a cupboard door is available by adding the numeral 1 to the end of the pattern number, example (DT3WSLH6430BBFL1)</p> <ul style="list-style-type: none"> 15" w Side Access and Display towers include (1) lock. Single door towers, double door towers, 24" w and 30" w Side Access and Display towers include (2) locks. (Except full-height doors which include (1) lock) Front Access (only) towers with wardrobe include (3) locks. (Except full-height doors with wardrobe which include (2) locks) 	<p>Note: 6" drawers behind doors are not available within the wardrobe portion of towers. Drawers behind doors are painted black.</p> <p>Note: Drawers behind doors list prices are as follows: 1= \$255</p> <p>Application Notes</p> <p>Hanging rails and other accessories are not included and must be ordered separately. Hanging rails are included with 24" and 30" wide lateral drawers only. (See <i>Tower Accessories for pricing and order entry information</i>)</p> <p>Half depth adjustable shelves and coat hooks may be ordered separately allowing the cupboard and wardrobe area of the 15", 24" and 30" wide towers to support binders as well as shorter coats. (See <i>Tower Accessories for pricing and order entry information</i>)</p>	<p>Dimensions under, w, d and h are actual to the nearest ¹/₁₆"</p> <p>50", 57" and 64" Tower Internal Dimensions</p> <ul style="list-style-type: none"> Box and M drawer height: 4⁵/₁₆" Box and M drawer width: 12¹/₁₆" Box and M drawer depth: 18³/₈" File drawer height: 9¹/₄" File drawer width: 12¹/₁₆" File drawer depth: 18³/₈" Wide drawer height: 9⁹/₁₆" Wide drawer width: 20³/₄" Wide drawer depth: 22⁷/₈" <p>Note: All towers are configured from the top down with standard combinations of box and file drawers.</p>
DT3			
WS			
LH			
57			
30			
B			
B			
F			
L			
117			

Storage Towers Steel Front - Series 2 Pull

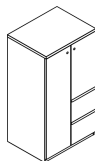
30" Wide Storage Towers

57" High

Series 2 Storage

Series 2 Dividends Front Storage

description	type	w	d	h	lock	pattern no.	P1	P2	P3
57" High tower with two file drawers and door and wardrobe (left hand shown)	left hand	29 ⁷ / ₈ "	23 ¹ / ₂ "	56 ³ / ₁₆ "	Y	DT3WSLH5730FFL	\$2,431.	\$2,795.	\$2,915.
	right hand	29 ⁷ / ₈ "	23 ¹ / ₂ "	56 ³ / ₁₆ "	Y	DT3WSRH5730FFL	2,431.	2,795.	2,915.



Order Code	Specification Information	Application Notes	Critical Dimensions
Example: DT3WSLH5730BBFL-117	<p>For non-locking towers, deduct as follows from the list price for each unit: Deduct \$30 for (1) lock unit, \$60 for (2) lock unit, and \$75 for a (3) lock unit. Substitute the “L” suffix with an “N” within the pattern number to designate a non-locking unit, example (DT3WSLH5030BBFN)</p> <p>“M” drawers consisting of a box drawer body with a file drawer head are available by substituting any two “B” or any one “F” character within the pattern number, example (DT3WSLH5030MFN). Multiple “M” drawers may be specified providing they equal the total modules available. A 6” drawer, behind a cupboard door is available by adding the numeral 1 to the end of the pattern number, example (DT3WSLH6430BBFL1)</p> <ul style="list-style-type: none">• 15”w Side Access and Display towers include (1) lock.• Single door towers, double door towers, 24”w and 30”w Side Access and Display towers include (2) locks. (Except full-height doors which include (1) lock)• Front Access (only) towers with wardrobe include (3) locks. (Except full-height doors with wardrobe which include (2) locks)	<p>Note: 6” drawers behind doors are not available within the wardrobe portion of towers. Drawers behind doors are painted black.</p> <p>Note: Drawers behind doors list prices are as follows: 1= \$255</p>	<p>Dimensions under, w, d and h are actual to the nearest 1/16”</p> <p>50”, 57” and 64” Tower Internal Dimensions</p> <ul style="list-style-type: none">• Box and M drawer height: 4 5/16”• Box and M drawer width: 12 1/16”• Box and M drawer depth: 18 3/8”• File drawer height: 9 1/4”• File drawer width: 12 1/16”• File drawer depth: 18 3/8”• Wide drawer height: 9 9/16”• Wide drawer width: 20 3/4”• Wide drawer depth: 22 7/8”
DT3		<p>Application Notes</p> <p>Hanging rails and other accessories are not included and must be ordered separately. Hanging rails are included with 24” and 30” wide lateral drawers only. (See <i>Tower Accessories for pricing and order entry information</i>)</p> <p>Half depth adjustable shelves and coat hooks may be ordered separately allowing the cupboard and wardrobe area of the 15”, 24” and 30” wide towers to support binders as well as shorter coats. (See <i>Tower Accessories for pricing and order entry information</i>)</p>	
WS			
LH			
57			
30			
B			
B			
F			
L			
117			

Storage Towers Steel Front - Series 2 Pull


30" Wide Storage Towers

64" High

Series 2 Storage

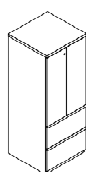
description	type	w	d	h	lock	pattern no.	P1	P2	P3
-------------	------	---	---	---	------	-------------	----	----	----

64" High Double Door tower with one wide drawer



24" and 30" wide double door cabinets may be ordered with a grommet option located in the back of the case by adding a "G" between the 4th and 5th character of the pattern number, example (DT3D**G**6424WL). Add \$100 list for this option. **Note**, by adding a "G" option, the cabinet will also receive AV hinged doors.

64" High Double Door tower with two wide drawers



24" and 30" wide double door cabinets may be ordered with a grommet option located in the back of the case by adding a "G" between the 4th and 5th character of the pattern number, example (DT3D**G**6424WL). Add \$100 list for this option. **Note**, by adding a "G" option, the cabinet will also receive AV hinged doors.

Order Code	Specification Information	Application Notes	Critical Dimensions
Example: DT3WSLH6430BBFL-117	For non-locking towers, deduct as follows from the list price for each unit: Deduct \$30 for (1) lock unit, \$60 for (2) lock unit, and \$75 for a (3) lock unit. Substitute the "L" suffix with an "N" within the pattern number to designate a non-locking unit, example (DT3WSLH5030BBFN)	Note: 6" drawers behind doors are not available within the wardrobe portion of towers. Drawers behind doors are painted black.	Dimensions under, w , d and h are actual to the nearest 1/16"
DT3	Series 2 Steel Front, Series 2 Pull	Note: Drawers behind doors list prices are as follows: 1= \$255	50", 57" and 64" Tower Internal Dimensions
WS	Wardrobe and Single Door	Application Notes	<ul style="list-style-type: none"> Box and M drawer height: 4 5/16" Box and M drawer width: 12 1/16" Box and M drawer depth: 18 3/8" File drawer height: 9 1/4" File drawer width: 12 1/16" File drawer depth: 18 3/8" Wide drawer height: 9 9/16" Wide drawer width: 20 3/4" Wide drawer depth: 22 7/8"
LH	Left Hand Access	Hanging rails and other accessories are not included and must be ordered separately. Hanging rails are included with 24" and 30" wide lateral drawers only. (See <i>Tower Accessories for pricing and order entry information</i>)	Note: All towers are configured from the top down with standard combinations of box and file drawers.
64	64" High	Half depth adjustable shelves and coat hooks may be ordered separately allowing the cupboard and wardrobe area of the 15", 24" and 30" wide towers to support binders as well as shorter coats. (See <i>Tower Accessories for pricing and order entry information</i>)	
30	30" Wide		
B	Box Drawer		
B	Box Drawer		
F	File Drawer		
L	Locking		
117	Soft Grey paint finish		

Storage Towers Steel Front - Series 2 Pull


30" Wide Storage Towers

64" High


Series 2 Storage

Series 2 Dividends Front Storage

description	type	w	d	h	lock	pattern no.	P1	P2	P3
64" High tower with two box and one file drawer and door and wardrobe (left hand shown)	left hand	29 ⁷ / ₈ "	23 ¹ / ₂ "	63 ⁵ / ₁₆ "	Y	DT3WSLH6430BBFL	\$2,662.	\$3,063.	\$3,197.
	right hand	29 ⁷ / ₈ "	23 ¹ / ₂ "	63 ⁵ / ₁₆ "	Y	DT3WSRH6430BBFL	2,662.	3,063.	3,197.



64" High tower with two file drawers and door and wardrobe (left hand shown)	left hand	29 ⁷ / ₈ "	23 ¹ / ₂ "	63 ⁵ / ₁₆ "	Y	DT3WSLH6430FFL	2,485.	2,857.	2,982.
	right hand	29 ⁷ / ₈ "	23 ¹ / ₂ "	63 ⁵ / ₁₆ "	Y	DT3WSRH6430FFL	2,485.	2,857.	2,982.



Order Code	Specification Information	Application Notes	Critical Dimensions
Example: DT3WSLH6430BBFL-117	<p>For non-locking towers, deduct as follows from the list price for each unit: Deduct \$30 for (1) lock unit, \$60 for (2) lock unit, and \$75 for a (3) lock unit. Substitute the "L" suffix with an "N" within the pattern number to designate a non-locking unit, example (DT3WSLH5030BBFN)</p> <p>"M" drawers consisting of a box drawer body with a file drawer head are available by substituting any two "B" or any one "F" character within the pattern number, example (DT3WSLH5030MFN). Multiple "M" drawers may be specified providing they equal the total modules available. A 6" drawer, behind a cupboard door is available by adding the numeral 1 to the end of the pattern number, example (DT3WSLH6430BBFL1)</p> <ul style="list-style-type: none"> 15" w Side Access and Display towers include (1) lock. Single door towers, double door towers, 24" w and 30" w Side Access and Display towers include (2) locks. (Except full-height doors which include (1) lock) Front Access (only) towers with wardrobe include (3) locks. (Except full-height doors with wardrobe which include (2) locks) 	<p>Note: 6" drawers behind doors are not available within the wardrobe portion of towers. Drawers behind doors are painted black.</p> <p>Note: Drawers behind doors list prices are as follows: 1= \$255</p> <p>Application Notes</p> <p>Hanging rails and other accessories are not included and must be ordered separately. Hanging rails are included with 24" and 30" wide lateral drawers only. (See <i>Tower Accessories for pricing and order entry information</i>)</p> <p>Half depth adjustable shelves and coat hooks may be ordered separately allowing the cupboard and wardrobe area of the 15", 24" and 30" wide towers to support binders as well as shorter coats. (See <i>Tower Accessories for pricing and order entry information</i>)</p>	<p>Dimensions under, w, d and h are actual to the nearest ¹/₁₆"</p> <p>50", 57" and 64" Tower Internal Dimensions</p> <ul style="list-style-type: none"> Box and M drawer height: 4⁵/₁₆" Box and M drawer width: 12¹/₁₆" Box and M drawer depth: 18³/₈" File drawer height: 9¹/₄" File drawer width: 12¹/₁₆" File drawer depth: 18³/₈" Wide drawer height: 9⁹/₁₆" Wide drawer width: 20³/₄" Wide drawer depth: 22⁷/₈" <p>Note: All towers are configured from the top down with standard combinations of box and file drawers.</p>
DT3			
WS			
LH			
64			
30			
B			
B			
F			
L			
117			

Storage Towers Steel Front - Series 2 Pull

30" Wide Storage Towers

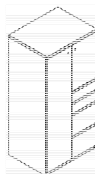
64" High

Series 2 Storage

description	type	w	d	h	lock	pattern no.	P1	P2	P3
64" High tower with one box and two file drawers and door and wardrobe (left hand shown)	left hand	29 ⁷ / ₈ "	23 ¹ / ₂ "	63 ⁵ / ₁₆ "	Y	DT3WSLH6430BBFL	\$2,697.	\$3,103.	\$3,238.
	right hand	29 ⁷ / ₈ "	23 ¹ / ₂ "	63 ⁵ / ₁₆ "	Y	DT3WSRH6430BBFL	2,697.	3,103.	3,238.



64" High tower with two box and two file drawers and door and wardrobe (left hand shown)	left hand	29 ⁷ / ₈ "	23 ¹ / ₂ "	63 ⁵ / ₁₆ "	Y	DT3WSLH6430BBFFL	2,911.	3,348.	3,495.
	right hand	29 ⁷ / ₈ "	23 ¹ / ₂ "	63 ⁵ / ₁₆ "	Y	DT3WSRH6430BBFFL	2,911.	3,348.	3,495.



Order Code	Specification Information	Application Notes	Critical Dimensions
Example: DT3WSLH6430BBFL-117	For non-locking towers, deduct as follows from the list price for each unit: Deduct \$30 for (1) lock unit, \$60 for (2) lock unit, and \$75 for a (3) lock unit. Substitute the "L" suffix with an "N" within the pattern number to designate a non-locking unit, example (DT3WSLH5030BBFN)	Note: 6" drawers behind doors are not available within the wardrobe portion of towers. Drawers behind doors are painted black.	Dimensions under, w , d and h are actual to the nearest ¹ / ₁₆ "
DT3 Series 2 Steel Front, Series 2 Pull			
WS Wardrobe and Single Door	"M" drawers consisting of a box drawer body with a file drawer head are available by substituting any two "B" or any one "F" character within the pattern number, example (DT3WSLH5030MFN). Multiple "M" drawers may be specified providing they equal the total modules available. A 6" drawer, behind a cupboard door is available by adding the numeral 1 to the end of the pattern number, example (DT3WSLH6430BBFL1)	Note: Drawers behind doors list prices are as follows: 1= \$255	50", 57" and 64" Tower Internal Dimensions
LH Left Hand Access			
64 64" High	• 15" w Side Access and Display towers include (1) lock. • Single door towers, double door towers, 24" w and 30" w Side Access and Display towers include (2) locks. (Except full-height doors which include (1) lock)	Application Notes	<ul style="list-style-type: none"> Box and M drawer height: 4⁵/₁₆" Box and M drawer width: 12¹/₁₆" Box and M drawer depth: 18³/₈" File drawer height: 9¹/₄" File drawer width: 12¹/₁₆" File drawer depth: 18³/₈" Wide drawer height: 9⁹/₁₆" Wide drawer width: 20³/₄" Wide drawer depth: 22⁷/₈"
30 30" Wide			
B Box Drawer	• Front Access (only) towers with wardrobe include (3) locks. (Except full-height doors with wardrobe which include (2) locks)	Hanging rails and other accessories are not included and must be ordered separately. Hanging rails are included with 24" and 30" wide lateral drawers only. (See <i>Tower Accessories for pricing and order entry information</i>)	Note: All towers are configured from the top down with standard combinations of box and file drawers.
B Box Drawer			
F File Drawer	Half depth adjustable shelves and coat hooks may be ordered separately allowing the cupboard and wardrobe area of the 15", 24" and 30" wide towers to support binders as well as shorter coats. (See <i>Tower Accessories for pricing and order entry information</i>)		
L Locking			
117 Soft Grey paint finish			

Storage Towers Steel Front - Series 2 Pull


30" Wide Storage Towers

64" High


Series 2 Storage

Series 2 Dividends Front Storage

description	type	w	d	h	lock	pattern no.	P1	P2	P3
64" High tower with four file drawers and door and wardrobe (left hand shown)	left hand	29 ⁷ / ₈ "	23 ¹ / ₂ "	63 ³ / ₁₆ "	Y	DT3WSLH6430FFFL	\$2,948.	\$3,391.	\$3,539.
	right hand	29 ⁷ / ₈ "	23 ¹ / ₂ "	63 ³ / ₁₆ "	Y	DT3WSRH6430FFFL	2,948.	3,391.	3,539.



64" High tower with three file drawers and door and wardrobe (left hand shown)	left hand	29 ⁷ / ₈ "	23 ¹ / ₂ "	63 ⁵ / ₁₆ "	Y	DT3WSLH6430FFFL	2,686.	3,091.	3,224.
	right hand	29 ⁷ / ₈ "	23 ¹ / ₂ "	63 ⁵ / ₁₆ "	Y	DT3WSRH6430FFFL	2,686.	3,091.	3,224.



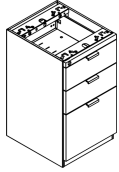
Order Code	Specification Information	Application Notes	Critical Dimensions
Example: DT3WSLH6430BBFL-117	<p>For non-locking towers, deduct as follows from the list price for each unit: Deduct \$30 for (1) lock unit, \$60 for (2) lock unit, and \$75 for a (3) lock unit. Substitute the "L" suffix with an "N" within the pattern number to designate a non-locking unit, example (DT3WSLH5030BBFN)</p> <p>"M" drawers consisting of a box drawer body with a file drawer head are available by substituting any two "B" or any one "F" character within the pattern number, example (DT3WSLH5030MFN). Multiple "M" drawers may be specified providing they equal the total modules available. A 6" drawer, behind a cupboard door is available by adding the numeral 1 to the end of the pattern number, example (DT3WSLH6430BBFL1)</p> <ul style="list-style-type: none"> 15" w Side Access and Display towers include (1) lock. Single door towers, double door towers, 24" w and 30" w Side Access and Display towers include (2) locks. (Except full-height doors which include (1) lock) Front Access (only) towers with wardrobe include (3) locks. (Except full-height doors with wardrobe which include (2) locks) 	<p>Note: 6" drawers behind doors are not available within the wardrobe portion of towers. Drawers behind doors are painted black.</p> <p>Note: Drawers behind doors list prices are as follows: 1= \$255</p> <p>Application Notes</p> <p>Hanging rails and other accessories are not included and must be ordered separately. Hanging rails are included with 24" and 30" wide lateral drawers only. (See <i>Tower Accessories for pricing and order entry information</i>)</p> <p>Half depth adjustable shelves and coat hooks may be ordered separately allowing the cupboard and wardrobe area of the 15", 24" and 30" wide towers to support binders as well as shorter coats. (See <i>Tower Accessories for pricing and order entry information</i>)</p>	<p>Dimensions under, w, d and h are actual to the nearest ¹/₁₆"</p> <p>50", 57" and 64" Tower Internal Dimensions</p> <ul style="list-style-type: none"> Box and M drawer height: 4⁵/₁₆" Box and M drawer width: 12¹/₁₆" Box and M drawer depth: 18³/₈" File drawer height: 9¹/₄" File drawer width: 12¹/₁₆" File drawer depth: 18³/₈" Wide drawer height: 9⁹/₁₆" Wide drawer width: 20³/₄" Wide drawer depth: 22⁷/₈" <p>Note: All towers are configured from the top down with standard combinations of box and file drawers.</p>
DT3			
WS			
LH			
64			
30			
B			
B			
F			
L			
117			

Pedestals Laminate and Veneer Front - Template Pull

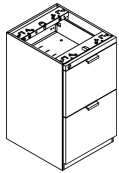
Floorstanding Pedestals

Series 2 Storage

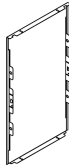
description	w	d	h	lock	pattern no.	L1	L2	V1	V2	P1	P2	P3
Floorstanding Pedestal with two box and one file drawer with lock	14 ⁷ / ₈ "	17 ¹ / ₄ "	26 ⁷ / ₈ "	Y	BS2PFL18A(L/V)	\$925.	\$985.	\$1,148.	\$1,241.			
	14 ⁷ / ₈ "	23 ¹ / ₄ "	26 ⁷ / ₈ "	Y	BS2PFL24A(L/V)	921.	948.	1,108.	1,195.			
	14 ⁷ / ₈ "	29 ¹ / ₄ "	26 ⁷ / ₈ "	Y	BS2PFL30A(L/V)	1,057.	1,109.	1,295.	1,394.			



Floorstanding Pedestal with two file drawers with lock	14 ⁷ / ₈ "	17 ¹ / ₄ "	26 ⁷ / ₈ "	Y	BS2PFL18B(L/V)	843.	894.	1,099.	1,185.			
	14 ⁷ / ₈ "	23 ¹ / ₄ "	26 ⁷ / ₈ "	Y	BS2PFL24B(L/V)	811.	856.	1,059.	1,144.			
	14 ⁷ / ₈ "	29 ¹ / ₄ "	26 ⁷ / ₈ "	Y	BS2PFL30B(L/V)	935.	990.	1,263.	1,362.			



Series 2 Floorstanding Pedestal Case Back	14 ⁷ / ₈ "	N/A	26 ⁷ / ₈ "	N/A	DS2XPB	0.	0.	0.	0.	108.	122.	125.
---	----------------------------------	-----	----------------------------------	-----	---------------	----	----	----	----	------	------	------



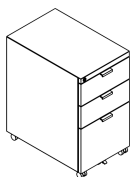
Order Code	Specification Information	Application Notes	Critical Dimensions
Example: BS2PFL24A-VC 113			
BS2 Series 2 Veneer Front	Deduct \$20 from the list price for non-locking units. Substitute the "L" with a "N" within the pattern number to designate a non-locking unit, <i>example</i> (RS2PFN18A).	Hanging rails and other accessories are not included and must be ordered separately. (<i>See pedestal accessories page (231), for pricing and ordering information</i>)	Dimensions under, w , d and h are actual to the nearest 1/16"
PF Pedestal Floorstanding			
L Locking	Note: 24" deep floorstanding pedestals do not include a back panel. Back panels must be ordered separately. 18" and 30" floorstanding pedestals have backs standard.	Note: Do not use with Reff Desk Height components	24" Deep Floorstanding Pedestal Internal Drawer Dimensions
24 Depth			
A Box/Box/File	Note: Be sure to specify a paint finish for the case as well as a veneer selection for the fronts.	Template Pull length: Steel and Veneer fronts receive 2" pulls on doors and 3" pulls on drawers. Laminate fronts receive 5" pulls on all doors and drawers.	<ul style="list-style-type: none"> Box drawer height: 4³/₁₆" Box drawer width: 12¹/₁₆" Box drawer depth: 18³/₈" File drawer height: 9¹/₄" File drawer width: 12¹/₁₆" File drawer depth: 18 3/8"
VC Front Finish, Med Cherry			
113 Dark Grey	Add an "F" to the end of the pattern number to receive full extension slides on all box drawers. Upcharge is \$25 list per pedestal.		

Pedestals Laminate and Veneer Front - Template Pull

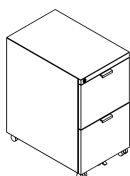
Mobile Pedestals

Series 2 Storage

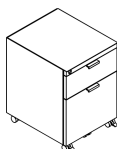
description	w	d	h	pattern no.	L1	L2	V1	V2
Mobile Pedestal with two box and one file drawer	14 ⁷ / ₈ "	16 ³ / ₄ "	26 ³ / ₈ "	BS2PML18A(L/V)	\$1,300.	\$1,350.	\$1,546.	\$1,664.
	14 ⁷ / ₈ "	22 ³ / ₄ "	26 ³ / ₈ "	BS2PML24A(L/V)	1,050.	1,318.	1,546.	1,664.



Mobile Pedestal with two file drawers	14 ⁷ / ₈ "	16 ³ / ₄ "	26 ³ / ₈ "	BS2PML18B(L/V)	1,179.	1,230.	1,546.	1,664.
	14 ⁷ / ₈ "	22 ³ / ₄ "	26 ³ / ₈ "	BS2PML24B(L/V)	1,051.	1,107.	1,546.	1,664.



Mobile Pedestal with one box and one file drawer	14 ⁷ / ₈ "	16 ³ / ₄ "	20 ³ / ₈ "	BS2PML18F(L/V)	1,106.	1,146.	1,396.	1,506.
	14 ⁷ / ₈ "	22 ³ / ₄ "	20 ³ / ₈ "	BS2PML24F(L/V)	969.	1,009.	1,396.	1,506.



Series 2 Template Front Storage

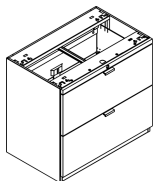
Order Code	Specification Information	Application Notes	Critical Dimensions
Example: BS2PML24A-VC 113			
BS2 Series 2 Veneer Front	Add \$55 list for Mobile Handle.	Hanging rails and other accessories are not included and must be ordered separately. (See <i>pedestal accessories page (231)</i> , for pricing and ordering information)	Dimensions under, w , d and h are actual to the nearest 1/16"
PM Pedestal Mobile	Add a "P" between the "L" lock code and the case size to designate the handle option, <i>example</i> (RS2PMLP24A)		Mobile Pedestal Internal Drawer Dimensions
L Locking			<ul style="list-style-type: none"> Box drawer height: 4⁵/₁₆" Box drawer width: 12¹/₁₆" Box drawer depth: 18³/₈" File drawer height: 9¹/₄" File drawer width: 12¹/₁₆" File drawer depth: 18³/₈"
24 Depth	Deduct \$35 list for units without a top. Add an "O" in place of the "M" in the pattern number to designate the no-top option, <i>example</i> (RS2POL18A)	Note: Do not use with Reff Desk High Components	
A Box/Box/File		Template Pull length: Steel and Veneer fronts receive 2" pulls on doors and 3" pulls on drawers.	
VC Front Finish, Med Cherry		Laminate fronts receive 5" pulls on all doors and drawers.	
113 Dark Grey	Add an "F" to the end of the pattern number to receive full extension slides on all box drawers. Upcharge is \$25 list per pedestal.		

Pedestals Laminate and Veneer Front - Template Pull

Double Wide Pedestals

Series 2 Storage

description	w	d	h	lock	pattern no.	L1	L2	V1	V2
Doublewide Pedestal with two file drawers	30"	18 ³ / ₄ "	26 ⁷ / ₈ "	Y	BS2DW30L(L/V)	\$1,315.	\$1,375.	\$1,560.	\$1,607.
	36"	18 ³ / ₄ "	26 ⁷ / ₈ "	Y	BS2DW36L(L/V)	1,405.	1,476.	1,725.	1,774.



Order Code	Specification Information	Application Notes	Critical Dimensions
Example: BS2DW30L-VC 113	Deduct \$20 from the list price for non-locking units. Substitute the "L" suffix with a "N" within the pattern number to designate a non-locking unit, <i>example</i> (RS2DW30N).	Doublewide pedestals are not intended for freestanding use and must be secured beneath a supported worksurface. (See <i>Calibre lateral files price list for two drawer files that can be used for freestanding applications</i>)	Dimensions under, w , d and h are actual to the nearest 1/16"
BS2 Series 2 Veneer Front			
DW Doublewide Pedestal	Note: Do not use with Reff Desk Height Components	Template Pull length: Steel and Veneer fronts receive 2" pulls on doors and 3" pulls on drawers. Laminate fronts receive 5" pulls on all doors and drawers.	Doublewide Pedestal Drawer Internal Dimensions
30 30" wide			
L Locking	Doublewide pedestals include hanging file bars for letter and legal front-to-back and side-to-side filing.		<ul style="list-style-type: none"> Lateral drawer height: 9³/₄" Lateral drawer width: 26³/₄" and 32³/₄" Lateral drawer depth: 15³/₄"
VC Front Finish, Med Cherry			
113 Dark Grey			

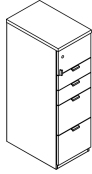
Storage Towers Laminate and Veneer Front - Template Pull

15" Wide Storage Towers

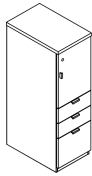
50" High

Series 2 Storage

description	type	w	d	h	lock	pattern no.	L1	L2	V1	V2
50" High Single Door tower with two box and two file drawers (right hand shown)	left hand	14 ⁷ / ₈ "	23 ¹ / ₂ "	48 ³ / ₁₆ "	Y	BT3SLH5015BBFFL(L/V)	\$2,650.	\$2,739.	\$4,342.	\$4,682.
	right hand	14 ⁷ / ₈ "	23 ¹ / ₂ "	48 ³ / ₁₆ "	Y	BT3SRH5015BBFFL(L/V)	2,650.	2,739.	4,342.	4,682.



50" High Single Door tower with two box and one file drawer (right hand shown)	left hand	14 ⁷ / ₈ "	23 ¹ / ₂ "	48 ³ / ₁₆ "	Y	BT3SLH5015BBFLL(L/V)	2,522.	2,616.	3,967.	4,277.
	right hand	14 ⁷ / ₈ "	23 ¹ / ₂ "	48 ³ / ₁₆ "	Y	BT3SRH5015BBFLL(L/V)	2,522.	2,616.	3,967.	4,277.



Series 2 Template Front Storage

Order Code	Application Notes	Critical Dimensions																				
Example: BT3SLH5715FFL-VC 113 <table><tr><td>BT3</td><td>Series 2 Veneer Front</td></tr><tr><td>S</td><td>Single Door</td></tr><tr><td>LH</td><td>Left Hand Access</td></tr><tr><td>57</td><td>57" High</td></tr><tr><td>15</td><td>15" Wide</td></tr><tr><td>F</td><td>File Drawer</td></tr><tr><td>F</td><td>File Drawer</td></tr><tr><td>L</td><td>Locking</td></tr><tr><td>VC</td><td>Front Finish Medium Cherry</td></tr><tr><td>113</td><td>Case Finish Dark Grey</td></tr></table>	BT3	Series 2 Veneer Front	S	Single Door	LH	Left Hand Access	57	57" High	15	15" Wide	F	File Drawer	F	File Drawer	L	Locking	VC	Front Finish Medium Cherry	113	Case Finish Dark Grey	<p>"M" drawers consisting of a box drawer body with a file drawer head are available by substituting any two "B" or any one "F" character within the pattern number, example (RT3SLH6415MFN). Multiple "M" drawers may be specified providing they equal the total modules available.</p> <p>A 6" drawer, behind a cupboard door is available by adding the numeral 1 to the end of the pattern number, example (RT3SLH6415BBFL1)</p> <p>Note: 6" drawer behind doors are not available within the wardrobe portion of towers. Drawers behind doors are painted black.</p> <p>Note: Drawer behind doors list pricing is as follows: 1=\$255</p>	<p>Dimensions under, w, d and h are actual to the nearest 1/16"</p> <p>42", 50", 57" and 64" Tower Internal Dimensions</p> <ul style="list-style-type: none">• Box and M drawer height: 4 5/16"• Box and M drawer width: 12 1/16"• Box and M drawer depth: 18 3/8"• File drawer height: 9 1/4"• File drawer width: 12 1/16"• File drawer depth: 18 3/8" <p>Note: All towers are configured from the top down with standard combinations of box and file drawers.</p>
BT3	Series 2 Veneer Front																					
S	Single Door																					
LH	Left Hand Access																					
57	57" High																					
15	15" Wide																					
F	File Drawer																					
F	File Drawer																					
L	Locking																					
VC	Front Finish Medium Cherry																					
113	Case Finish Dark Grey																					
Specification Information	<p>Hanging rails and other accessories are not included and must be ordered separately. Hanging rails are included with 24" and 30" wide lateral drawers only. (See <i>Tower Accessories for pricing and order entry information</i>)</p> <p>Half depth adjustable shelves and coat hooks may be ordered separately allowing the cupboard area of the 15", 24" and 30" wide towers to support binders as well as shorter coats. (See <i>Tower Accessories for pricing and order entry information</i>)</p> <p>Note: Laminate/Veneer front towers are comprised of a steel case with wood laminate/veneer fronts and top.</p> <ul style="list-style-type: none">• 15" w Side Access and Display towers include (1) lock.• Single door towers, double door towers, 24" w and 30" w Side Access and Display towers include (2) locks. (Except full-height doors which include (1) lock)• Front Access (only) towers with wardrobe include (3) locks. (Except full-height doors with wardrobe which include (2) locks)	<p>Template Pull length: Steel and Veneer fronts receive 2" pulls on doors and 3" pulls on drawers. Laminate fronts receive 5" pulls on all doors and drawers.</p>																				
For non-locking towers, deduct as follows from the list price for each unit: Deduct \$30 for (1) lock unit, \$60 for (2) lock unit, and \$75 for a (3) lock unit. Substitute the "L" suffix with an "N" within the pattern number to designate a non-locking unit, example (RT3SLH6415BBFN)																						

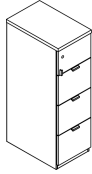
Storage Towers Laminate and Veneer Front - Template Pull

15" Wide Storage Towers

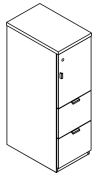
50" High

Series 2 Storage

description	type	w	d	h	lock	pattern no.	L1	L2	V1	V2
50" High Single Door tower with three file drawers (right hand shown)	left hand	14 ⁷ / ₈ "	23 ¹ / ₂ "	48 ⁵ / ₁₆ "	Y	BT3SLH5015FFFL(L/V)	\$2,527.	\$2,621.	\$4,010.	\$4,329.
	right hand	14 ⁷ / ₈ "	23 ¹ / ₂ "	48 ⁵ / ₁₆ "	Y	BT3SRH5015FFFL(L/V)	2,527.	2,621.	4,010.	4,329.



50" High Single Door tower with two file drawers (right hand shown)	left hand	14 ⁷ / ₈ "	23 ¹ / ₂ "	48 ⁵ / ₁₆ "	Y	BT3SLH5015FFL(L/V)	2,322.	2,422.	3,576.	3,858.
	right hand	14 ⁷ / ₈ "	23 ¹ / ₂ "	48 ⁵ / ₁₆ "	Y	BT3SRH5015FFL(L/V)	2,322.	2,422.	3,576.	3,858.



Order Code		Application Notes	Critical Dimensions
Example: BT3SLH5715FFL-VC 113		<p>Hanging rails and other accessories are not included and must be ordered separately. Hanging rails are included with 24" and 30" wide lateral drawers only. <i>(See Tower Accessories for pricing and order entry information)</i></p> <p>Half depth adjustable shelves and coat hooks may be ordered separately allowing the cupboard area of the 15", 24" and 30" wide towers to support binders as well as shorter coats. <i>(See Tower Accessories for pricing and order entry information)</i></p>	Dimensions under, w , d and h are actual to the nearest 1/16"
BT3	Series 2 Veneer Front		42", 50", 57" and 64" Tower Internal Dimensions <ul style="list-style-type: none">• Box and M drawer height: 4 5/16"• Box and M drawer width: 12 1/16"• Box and M drawer depth: 18 3/8"• File drawer height: 9 1/4"• File drawer width: 12 1/16"• File drawer depth: 18 3/8" <p>Note: All towers are configured from the top down with standard combinations of box and file drawers.</p>
S	Single Door		
LH	Left Hand Access		
57	57" High		
15	15" Wide		
F	File Drawer		
F	File Drawer		
L	Locking		
VC	Front Finish Medium Cherry		
113	Case Finish Dark Grey		

Specification Information

For non-locking towers, deduct as follows from the list price for each unit: Deduct \$30 for (1) lock unit, \$60 for (2) lock unit, and \$75 for a (3) lock unit. Substitute the "L" suffix with an "N" within the pattern number to designate a non-locking unit, example (RT3SLH6415BBFN)

Note: Drawer behind doors list pricing is as follows: 1=\$255

Note: Laminate/Veneer front towers are comprised of a steel case with wood laminate/veneer fronts and top.

- 15" w Side Access and Display towers include (1) lock.
- Single door towers, double door towers, 24" w and 30" w Side Access and Display towers include (2) locks. (Except full-height doors which include (1) lock)
- Front Access (only) towers with wardrobe include (3) locks. (Except full-height doors with wardrobe which include (2) locks)

Template Pull length:
Steel and Veneer fronts receive 2" pulls on doors and 3" pulls on drawers.
Laminate fronts receive 5" pulls on all doors and drawers.

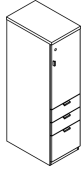
Storage Towers Laminate and Veneer Front - Template Pull

15" Wide Storage Towers

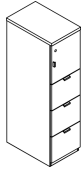
57" High

Series 2 Storage

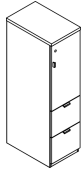
description	type	w	d	h	lock	pattern no.	L1	L2	V1	V2
57" High Single Door tower with two box and one file drawer (right hand shown)	left hand	14 ⁷ / ₈ "	23 ¹ / ₂ "	56 ³ / ₁₆ "	Y	BT3SLH5715BBFL(L/V)	\$2,585.	\$2,694.	\$4,063.	\$4,379.
	right hand	14 ⁷ / ₈ "	23 ¹ / ₂ "	56 ³ / ₁₆ "	Y	BT3SRH5715BBFL(L/V)	2,585.	2,694.	4,063.	4,379.



57" High Single Door tower with three file drawers (right hand shown)	left hand	14 ⁷ / ₈ "	23 ¹ / ₂ "	56 ³ / ₁₆ "	Y	BT3SLH5715FFFL(L/V)	2,579.	2,690.	4,101.	4,423.
	right hand	14 ⁷ / ₈ "	23 ¹ / ₂ "	56 ³ / ₁₆ "	Y	BT3SRH5715FFFL(L/V)	2,579.	2,690.	4,101.	4,423.



57" High Single Door tower with two file drawers (right hand shown)	left hand	14 ⁷ / ₈ "	23 ¹ / ₂ "	56 ³ / ₁₆ "	Y	BT3SLH5715FFL(L/V)	2,386.	2,501.	3,672.	3,961.
	right hand	14 ⁷ / ₈ "	23 ¹ / ₂ "	56 ³ / ₁₆ "	Y	BT3SRH5715FFL(L/V)	2,386.	2,501.	3,672.	3,961.



Order Code	Application Notes		Critical Dimensions
Example: BT3SLH5715FFL-VC 113			Dimensions under, w , d and h are actual to the nearest 1/16"
BT3	Series 2 Veneer Front	Hanging rails and other accessories are not included and must be ordered separately. Hanging rails are included with 24" and 30" wide lateral drawers only. <i>(See Tower Accessories for pricing and order entry information)</i>	42", 50", 57" and 64" Tower Internal Dimensions
S	Single Door		
LH	Left Hand Access		
57	57" High		
15	15" Wide		
F	File Drawer	Half depth adjustable shelves and coat hooks may be ordered separately allowing the cupboard area of the 15", 24" and 30" wide towers to support binders as well as shorter coats. <i>(See Tower Accessories for pricing and order entry information)</i>	<ul style="list-style-type: none">• Box and M drawer height: 4⁵/₁₆"• Box and M drawer width: 12¹/₁₆"• Box and M drawer depth: 18³/₈"• File drawer height: 9¹/₄"• File drawer width: 12¹/₁₆"• File drawer depth: 18³/₈"
F	File Drawer		
L	Locking		
VC	Front Finish Medium Cherry		
113	Case Finish Dark Grey		
<p>"M" drawers consisting of a box drawer body with a file drawer head are available by substituting any two "B" or any one "F" character within the pattern number, example (RT3SLH6415MFN). Multiple "M" drawers may be specified providing they equal the total modules available.</p> <p>A 6" drawer, behind a cupboard door is available by adding the numeral 1 to the end of the pattern number, example (RT3SLH6415BBFL1)</p> <p>Note: 6" drawer behind doors are</p>			

Specification Information

For non-locking towers, deduct as follows from the list price for each unit: Deduct \$30 for (1) lock unit, \$60 for (2) lock unit, and \$75 for a (3) lock unit. Substitute the "L" suffix with an "N" within the pattern number to designate a non-locking unit, example (RT3SLH6415BBFN)

Note: Drawer behind doors list pricing is as follows: 1=\$255

Note: Laminate/Veneer front towers are comprised of a steel case with wood laminate/veneer fronts and top.

- 15" w Side Access and Display towers include (1) lock.
- Single door towers, double door towers, 24" w and 30" w Side Access and Display towers include (2) locks. (Except full-height doors which include (1) lock)
- Front Access (only) towers with wardrobe include (3) locks. (Except full-height doors with wardrobe which include (2) locks)

Template Pull length:
Steel and Veneer fronts receive 2" pulls on doors and 3" pulls on drawers.
Laminate fronts receive 5" pulls on all doors and drawers.

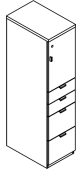
Storage Towers Laminate and Veneer Front - Template Pull

15" Wide Storage Towers

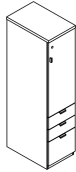
64" High

Series 2 Storage

description	type	w	d	h	lock	pattern no.	L1	L2	V1	V2
64" High Single Door tower with two box and two file drawers (right hand shown)	left hand	14 ⁷ / ₈ "	23 ¹ / ₂ "	63 ³ / ₁₆ "	Y	BT3SLH6415BBFFL(L/V)	\$2,790.	\$2,905.	\$4,492.	\$4,842.
	right hand	14 ⁷ / ₈ "	23 ¹ / ₂ "	63 ³ / ₁₆ "	Y	BT3SRH6415BBFFL(L/V)	2,790.	2,905.	4,492.	4,842.



64" High Single Door tower with two box and one file drawer (right hand shown)	left hand	14 ⁷ / ₈ "	23 ¹ / ₂ "	63 ³ / ₁₆ "	Y	BT3SLH6415BBFL(L/V)	2,617.	2,736.	4,153.	4,480.
	right hand	14 ⁷ / ₈ "	23 ¹ / ₂ "	63 ³ / ₁₆ "	Y	BT3SRH6415BBFL(L/V)	2,617.	2,736.	4,153.	4,480.



Order Code

Example:	BT3SLH5715FFL-VC 113
BT3	Series 2 Veneer Front
S	Single Door
LH	Left Hand Access
57	57" High
15	15" Wide
F	File Drawer
F	File Drawer
L	Locking
VC	Front Finish Medium Cherry
113	Case Finish Dark Grey

Specification Information

For non-locking towers, deduct as follows from the list price for each unit: Deduct \$30 for (1) lock unit, \$60 for (2) lock unit, and \$75 for a (3) lock unit. Substitute the "L" suffix with an "N" within the pattern number to designate a non-locking unit, example (RT3SLH6415BBFN)

"M" drawers consisting of a box drawer body with a file drawer head are available by substituting any two "B" or any one "F" character within the pattern number, example (RT3SLH6415MFN). Multiple "M" drawers may be specified providing they equal the total modules available.

A 6" drawer, behind a cupboard door is available by adding the numeral 1 to the end of the pattern number, example (RT3SLH6415BBFL1)

Note: 6" drawer behind doors are not available within the wardrobe portion of towers. Drawers behind doors are painted black.

Note: Drawer behind doors list pricing is as follows: 1=\$255

Application Notes

Hanging rails and other accessories are not included and must be ordered separately. Hanging rails are included with 24" and 30" wide lateral drawers only. (See *Tower Accessories for pricing and order entry information*)

Half depth adjustable shelves and coat hooks may be ordered separately allowing the cupboard area of the 15", 24" and 30" wide towers to support binders as well as shorter coats. (See *Tower Accessories for pricing and order entry information*)

Note: Laminate/Veneer front towers are comprised of a steel case with wood laminate/veneer fronts and top.

- 15" w Side Access and Display towers include (1) lock.
- Single door towers, double door towers, 24" w and 30" w Side Access and Display towers include (2) locks. (Except full-height doors which include (1) lock)
- Front Access (only) towers with wardrobe include (3) locks. (Except full-height doors with wardrobe which include (2) locks)

Critical Dimensions

Dimensions under, **w**, **d** and **h** are actual to the nearest ¹/₁₆"

42", 50", 57" and 64" Tower Internal Dimensions

- Box and M drawer height: 4⁵/₁₆"
- Box and M drawer width: 12¹/₁₆"
- Box and M drawer depth: 18³/₈"
- File drawer height: 9¹/₄"
- File drawer width: 12¹/₁₆"
- File drawer depth: 18³/₈"

Note: All towers are configured from the top down with standard combinations of box and file drawers.

Template Pull length:
Steel and Veneer fronts receive 2" pulls on doors and 3" pulls on drawers.
Laminate fronts receive 5" pulls on all doors and drawers.

Storage Towers Laminate and Veneer Front - Template Pull

15" Wide Storage Towers

64" High

Series 2 Storage

description	type	w	d	h	lock	pattern no.	L1	L2	V1	V2
64" High Single Door tower with four file drawers (right hand shown)	left hand	14 ⁷ / ₈ "	23 ¹ / ₂ "	63 ⁵ / ₁₆ "	Y	BT3SLH6415FFFL(L/V)	\$2,795.	\$2,907.	\$4,560.	\$4,916.
	right hand	14 ⁷ / ₈ "	23 ¹ / ₂ "	63 ⁵ / ₁₆ "	Y	BT3SRH6415FFFL(L/V)	2,795.	2,907.	4,560.	4,916.



64" High Single Door tower with three file drawers (right hand shown)	left hand	14 ⁷ / ₈ "	23 ¹ / ₂ "	63 ⁵ / ₁₆ "	Y	BT3SLH6415FFFL(L/V)	2,667.	2,787.	4,192.	4,522.
	right hand	14 ⁷ / ₈ "	23 ¹ / ₂ "	63 ⁵ / ₁₆ "	Y	BT3SRH6415FFFL(L/V)	2,667.	2,787.	4,192.	4,522.



64" High Single Door tower with two file drawers (right hand shown)	left hand	14 ⁷ / ₈ "	23 ¹ / ₂ "	63 ⁵ / ₁₆ "	Y	BT3SLH6415FFFL(L/V)	2,418.	2,541.	3,766.	4,063.
	right hand	14 ⁷ / ₈ "	23 ¹ / ₂ "	63 ⁵ / ₁₆ "	Y	BT3SRH6415FFFL(L/V)	2,418.	2,541.	3,766.	4,063.



Order Code

Example:	BT3SLH5715FFFL-VC 113
BT3	Series 2 Veneer Front
S	Single Door
LH	Left Hand Access
57	57" High
15	15" Wide
F	File Drawer
F	File Drawer
L	Locking
VC	Front Finish Medium Cherry
113	Case Finish Dark Grey

Specification Information

For non-locking towers, deduct as follows from the list price for each unit: Deduct \$30 for (1) lock unit, \$60 for (2) lock unit, and \$75 for a (3) lock unit. Substitute the "L" suffix with an "N" within the pattern number to designate a non-locking unit, example (RT3SLH6415BBFN)

"M" drawers consisting of a box drawer body with a file drawer head are available by substituting any two "B" or any one "F" character within the pattern number, example (RT3SLH6415MFN). Multiple "M" drawers may be specified providing they equal the total modules available.

A 6" drawer, behind a cupboard door is available by adding the numeral 1 to the end of the pattern number, example (RT3SLH6415BBFL1)

Note: 6" drawer behind doors are not available within the wardrobe portion of towers. Drawers behind doors are painted black.

Note: Drawer behind doors list pricing is as follows: 1=\$255

Application Notes

Hanging rails and other accessories are not included and must be ordered separately. Hanging rails are included with 24" and 30" wide lateral drawers only. (See *Tower Accessories for pricing and order entry information*)

Half depth adjustable shelves and coat hooks may be ordered separately allowing the cupboard area of the 15", 24" and 30" wide towers to support binders as well as shorter coats. (See *Tower Accessories for pricing and order entry information*)

Note: Laminate/Veneer front towers are comprised of a steel case with wood laminate/veneer fronts and top.

- 15" w Side Access and Display towers include (1) lock.
- Single door towers, double door towers, 24" w and 30" w Side Access and Display towers include (2) locks. (Except full-height doors which include (1) lock)
- Front Access (only) towers with wardrobe include (3) locks. (Except full-height doors with wardrobe which include (2) locks)

Critical Dimensions

Dimensions under, **w**, **d** and **h** are actual to the nearest 1/16"

42", 50", 57" and 64" Tower Internal Dimensions

- Box and M drawer height: 4⁵/₁₆"
- Box and M drawer width: 12¹/₁₆"
- Box and M drawer depth: 18³/₈"
- File drawer height: 9¹/₄"
- File drawer width: 12¹/₁₆"
- File drawer depth: 18³/₈"

Note: All towers are configured from the top down with standard combinations of box and file drawers.

Template Pull length:
Steel and Veneer fronts receive 2" pulls on doors and 3" pulls on drawers.
Laminate fronts receive 5" pulls on all doors and drawers.

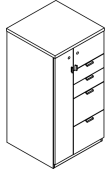
Storage Towers Laminate and Veneer Front - Template Pull

24" Wide Storage Towers

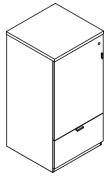
50" High

Series 2 Storage

description	type	w	d	h	lock	pattern no.	L1	L2	V1	V2
50" High tower with two box and two file drawers and door and wardrobe (left hand shown)	left hand	23 7/8"	23 1/2"	48 5/16"	Y	BT3WSLH5024BBFFL(L/V)	\$3,141.	\$3,297.	\$5,173.	\$5,579.
	right hand	23 7/8"	23 1/2"	48 5/16"	Y	BT3WSRH5024BBFFL(L/V)	3,141.	3,297.	5,173.	5,579.



50" High Single Door tower with wide drawer (left hand shown)	left hand	23 7/8"	23 1/2"	48 5/16"	Y	BT3SLH5024WL(L/V)	2,386.	2,561.	3,246.	3,500.
	right hand	23 7/8"	23 1/2"	48 5/16"	Y	BT3SRH5024WL(L/V)	2,386.	2,561.	3,246.	3,500.



Order Code

Example:	BT3SLH5724FFL-VC 113
BT3	Series 2 Veneer Front
S	Single Door
LH	Left Hand Access
57	57" High
24	24" Wide
F	File Drawer
F	File Drawer
L	Locking
VC	Front Finish Medium Cherry
113	Case Finish Dark Grey

Specification Information

For non-locking towers, deduct as follows from the list price for each unit: Deduct \$30 for (1) lock unit, \$60 for (2) lock unit, and \$75 for a (3) lock unit. Substitute the "L" suffix with an "N" within the pattern number to designate a non-locking unit, example (RT3SLH6424BBFN)

"M" drawers consisting of a box drawer body with a file drawer head are available by substituting any two "B" or any one "F" character within the pattern number, example (RT3SLH6424MFN). Multiple "M" drawers may be specified providing they equal the total modules available.

A 6" drawer, behind a cupboard door is available by adding the numeral 1 to the end of the pattern number, example (RT3SLH6424BBFL1)

Note: 6" drawer behind doors are not available within the wardrobe portion of towers. Drawers behind doors are painted black.

Note: Drawer behind doors list pricing is as follows: 1=\$255

Application Notes

Hanging rails and other accessories are not included and must be ordered separately. Hanging rails are included with 24" and 30" wide lateral drawers only. (See *Tower Accessories for pricing and order entry information*)

Half depth adjustable shelves and coat hooks may be ordered separately allowing the cupboard area of the 15", 24" and 30" wide towers to support binders as well as shorter coats. (See *Tower Accessories for pricing and order entry information*)

Note: Laminate/Veneer front towers are comprised of a steel case with wood laminate/veneer fronts and top.

- 15" w Side Access and Display towers include (1) lock.
- Single door towers, double door towers, 24" w and 30" w Side Access and Display towers include (2) locks. (Except full-height doors which include (1) lock)
- Front Access (only) towers with wardrobe include (3) locks. (Except full-height doors with wardrobe which include (2) locks)

Critical Dimensions

Dimensions under, **w**, **d** and **h** are actual to the nearest 1/16"

42", 50", 57" and 64" Tower Internal Dimensions

- Box and M drawer height: 4 5/16"
- Box and M drawer width: 12 1/16"
- Box and M drawer depth: 18 3/8"
- File drawer height: 9 1/4"
- File drawer width: 12 1/16"
- File drawer depth: 18 3/8"
- Wide drawer height: 9 7/16"
- Wide drawer width: 20 3/4"
- Wide drawer depth: 22 7/8"

Note: All towers are configured from the top down with standard combinations of box and file drawers.

Template Pull length: Steel and Veneer fronts receive 2" pulls on doors and 3" pulls on drawers.

Laminate fronts receive 5" pulls on all doors and drawers.

Storage Towers Laminate and Veneer Front - Template Pull

24" Wide Storage Towers

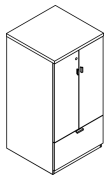
50" High

Series 2 Storage

description	type	w	d	h	lock	pattern no.	L1	L2	V1	V2
50" High Single Door tower with two wide drawers (left hand shown)	left hand	23 7/8"	23 1/2"	48 5/16"	Y	BT3SLH5024WWL(L/V)	\$2,765.	\$2,922.	\$3,996.	\$4,308.
	right hand	23 7/8"	23 1/2"	48 5/16"	Y	BT3SRH5024WWL(L/V)	2,765.	2,922.	3,996.	4,308.

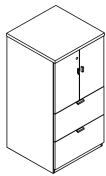


50" High Double Door tower with one wide drawer		23 7/8"	23 1/2"	48 5/16"	Y	BT3D5024WL(L/V)	2,646.	2,814.	4,146.	4,476.
---	--	---------	---------	----------	---	------------------------	--------	--------	--------	--------



24" and 30" wide double door cabinets may be ordered with a grommet option located in the back of the case by adding a "G" between the 4th and 5th character of the pattern number, example (BT3D**G**6424WL). Add \$100 for this option. **Note**, by adding a "G" option, the cabinet will also receive AV hinged doors.

50" High Double Door tower with two wide drawers		23 7/8"	23 1/2"	48 5/16"	Y	BT3D5024WWL(L/V)	2,946.	3,103.	4,766.	5,139.
--	--	---------	---------	----------	---	-------------------------	--------	--------	--------	--------



24" and 30" wide double door cabinets may be ordered with a grommet option located in the back of the case by adding a "G" between the 4th and 5th character of the pattern number, example (BT3D**G**6424WL). Add \$100 for this option. **Note**, by adding a "G" option, the cabinet will also receive AV hinged doors.

Order Code

Example:	BT3SLH5724FFL-VC
	113
BT3	Series 2 Veneer Front
S	Single Door
LH	Left Hand Access
57	57" High
24	24" Wide
F	File Drawer
F	File Drawer
L	Locking
VC	Front Finish Medium Cherry
113	Case Finish Dark Grey

Specification Information

For non-locking towers, deduct as follows from the list price for each unit: Deduct \$30 for (1) lock unit, \$60 for (2) lock unit, and \$75 for a (3) lock unit. Substitute the "L" suffix with an "N" within the pattern number to designate a non-locking unit, example (RT3SLH6424BBFN)

"M" drawers consisting of a box drawer body with a file drawer head are available by substituting any two "B" or any one "F" character within the pattern number, example (RT3SLH6424MFN). Multiple "M" drawers may be specified providing they equal the total modules available.

A 6" drawer, behind a cupboard door is available by adding the numeral 1 to the end of the pattern number, example (RT3SLH6424BBFL1)

Note: 6" drawer behind doors are not available within the wardrobe portion of towers. Drawers behind doors are painted black.

Note: Drawer behind doors list pricing is as follows: 1=\$255

Application Notes

Hanging rails and other accessories are not included and must be ordered separately. Hanging rails are included with 24" and 30" wide lateral drawers only. (See *Tower Accessories for pricing and order entry information*)

Half depth adjustable shelves and coat hooks may be ordered separately allowing the cupboard area of the 15", 24" and 30" wide towers to support binders as well as shorter coats. (See *Tower Accessories for pricing and order entry information*)

Note: Laminate/Veneer front towers are comprised of a steel case with wood laminate/veneer fronts and top.

- 15" w Side Access and Display towers include (1) lock.
- Single door towers, double door towers, 24" w and 30" w Side Access and Display towers include (2) locks. (Except full-height doors which include (1) lock)
- Front Access (only) towers with wardrobe include (3) locks. (Except full-height doors with wardrobe which include (2) locks)

Critical Dimensions

Dimensions under, **w**, **d** and **h** are actual to the nearest 1/16"

42", 50", 57" and 64" Tower Internal Dimensions

- Box and M drawer height: 4 5/16"
- Box and M drawer width: 12 1/16"
- Box and M drawer depth: 18 3/8"
- File drawer height: 9 1/4"
- File drawer width: 12 1/16"
- File drawer depth: 18 3/8"
- Wide drawer height: 9 7/16"
- Wide drawer width: 20 3/4"
- Wide drawer depth: 22 7/8"

Note: All towers are configured from the top down with standard combinations of box and file drawers.

Template Pull length: Steel and Veneer fronts receive 2" pulls on doors and 3" pulls on drawers.

Laminate fronts receive 5" pulls on all doors and drawers.

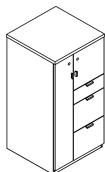
Storage Towers Laminate and Veneer Front - Template Pull

24" Wide Storage Towers

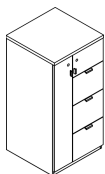
50" High

Series 2 Storage

description	type	w	d	h	lock	pattern no.	L1	L2	V1	V2
50" High tower with one box and two file drawers and door and wardrobe (left hand shown)	left hand	23 7/8"	23 1/2"	48 3/16"	Y	BT3WSLH5024BFFL(L/V)	\$2,881.	\$3,042.	\$4,708.	\$5,078.
	right hand	23 7/8"	23 1/2"	48 3/16"	Y	BT3WSRH5024BFFL(L/V)	2,881.	3,042.	4,708.	5,078.



50" High tower with three file drawers and door and wardrobe (left hand shown)	left hand	23 7/8"	23 1/2"	48 3/16"	Y	BT3WSLH5024FFFL(L/V)	2,877.	3,040.	4,734.	5,108.
	right hand	23 7/8"	23 1/2"	48 3/16"	Y	BT3WSRH5024FFFL(L/V)	2,877.	3,040.	4,734.	5,108.



Order Code

Example:	BT3SLH5724FFL-VC 113
BT3	Series 2 Veneer Front
S	Single Door
LH	Left Hand Access
57	57" High
24	24" Wide
F	File Drawer
F	File Drawer
L	Locking
VC	Front Finish Medium Cherry
113	Case Finish Dark Grey

Specification Information

For non-locking towers, deduct as follows from the list price for each unit: Deduct \$30 for (1) lock unit, \$60 for (2) lock unit, and \$75 for a (3) lock unit. Substitute the "L" suffix with an "N" within the pattern number to designate a non-locking unit, example (RT3SLH6424BBFN)

"M" drawers consisting of a box drawer body with a file drawer head are available by substituting any two "B" or any one "F" character within the pattern number, example (RT3SLH6424MFN). Multiple "M" drawers may be specified providing they equal the total modules available.

A 6" drawer, behind a cupboard door is available by adding the numeral 1 to the end of the pattern number, example (RT3SLH6424BBFL1)

Note: 6" drawer behind doors are not available within the wardrobe portion of towers. Drawers behind doors are painted black.

Note: Drawer behind doors list pricing is as follows: 1=\$255

Application Notes

Hanging rails and other accessories are not included and must be ordered separately. Hanging rails are included with 24" and 30" wide lateral drawers only. (See *Tower Accessories for pricing and order entry information*)

Half depth adjustable shelves and coat hooks may be ordered separately allowing the cupboard area of the 15", 24" and 30" wide towers to support binders as well as shorter coats. (See *Tower Accessories for pricing and order entry information*)

Note: Laminate/Veneer front towers are comprised of a steel case with wood laminate/veneer fronts and top.

- 15" w Side Access and Display towers include (1) lock.
- Single door towers, double door towers, 24" w and 30" w Side Access and Display towers include (2) locks. (Except full-height doors which include (1) lock)
- Front Access (only) towers with wardrobe include (3) locks. (Except full-height doors with wardrobe which include (2) locks)

Critical Dimensions

Dimensions under, **w**, **d** and **h** are actual to the nearest 1/16"

42", 50", 57" and 64" Tower Internal Dimensions

- Box and M drawer height: 4 5/16"
- Box and M drawer width: 12 1/16"
- Box and M drawer depth: 18 3/8"
- File drawer height: 9 1/4"
- File drawer width: 12 1/16"
- File drawer depth: 18 3/8"
- Wide drawer height: 9 7/16"
- Wide drawer width: 20 3/4"
- Wide drawer depth: 22 7/8"

Note: All towers are configured from the top down with standard combinations of box and file drawers.

Template Pull length:
Steel and Veneer fronts receive 2" pulls on doors and 3" pulls on drawers.
Laminate fronts receive 5" pulls on all doors and drawers.

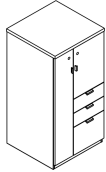
Storage Towers Laminate and Veneer Front - Template Pull

24" Wide Storage Towers

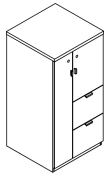
50" High

Series 2 Storage

description	type	w	d	h	lock	pattern no.	L1	L2	V1	V2
50" High tower with two box and one file drawer and door and wardrobe (left hand shown)	left hand	23 ⁷ / ₈ "	23 ¹ / ₂ "	48 ⁵ / ₁₆ "	Y	BT3WSLH5024BBFL(L/V)	\$2,901.	\$3,064.	\$4,841.	\$5,217.
	right hand	23 ⁷ / ₈ "	23 ¹ / ₂ "	48 ⁵ / ₁₆ "	Y	BT3WSRH5024BBFL(L/V)	2,901.	3,064.	4,841.	5,217.



50" High tower with two file drawers and door and wardrobe (left hand shown)	left hand	23 ⁷ / ₈ "	23 ¹ / ₂ "	48 ⁵ / ₁₆ "	Y	BT3WSLH5024FFL(L/V)	2,735.	2,904.	4,002.	4,310.
	right hand	23 ⁷ / ₈ "	23 ¹ / ₂ "	48 ⁵ / ₁₆ "	Y	BT3WSRH5024FFL(L/V)	2,735.	2,904.	4,002.	4,310.



Series 2 Template Front Storage

Order Code

Example:	BT3SLH5724FFL-VC 113
BT3	Series 2 Veneer Front
S	Single Door
LH	Left Hand Access
57	57" High
24	24" Wide
F	File Drawer
F	File Drawer
L	Locking
VC	Front Finish Medium Cherry
113	Case Finish Dark Grey

Specification Information

For non-locking towers, deduct as follows from the list price for each unit: Deduct \$30 for (1) lock unit, \$60 for (2) lock unit, and \$75 for a (3) lock unit. Substitute the "L" suffix with an "N" within the pattern number to designate a non-locking unit, example (RT3SLH6424BBFN)

"M" drawers consisting of a box drawer body with a file drawer head are available by substituting any two "B" or any one "F" character within the pattern number, example (RT3SLH6424MFN). Multiple "M" drawers may be specified providing they equal the total modules available.

A 6" drawer, behind a cupboard door is available by adding the numeral 1 to the end of the pattern number, example (RT3SLH6424BBFL1)

Note: 6" drawer behind doors are not available within the wardrobe portion of towers. Drawers behind doors are painted black.

Note: Drawer behind doors list pricing is as follows: 1=\$255

Application Notes

Hanging rails and other accessories are not included and must be ordered separately. Hanging rails are included with 24" and 30" wide lateral drawers only. (See *Tower Accessories for pricing and order entry information*)

Half depth adjustable shelves and coat hooks may be ordered separately allowing the cupboard area of the 15", 24" and 30" wide towers to support binders as well as shorter coats. (See *Tower Accessories for pricing and order entry information*)

Note: Laminate/Veneer front towers are comprised of a steel case with wood laminate/veneer fronts and top.

- 15" w Side Access and Display towers include (1) lock.
- Single door towers, double door towers, 24" w and 30" w Side Access and Display towers include (2) locks. (Except full-height doors which include (1) lock)
- Front Access (only) towers with wardrobe include (3) locks. (Except full-height doors with wardrobe which include (2) locks)

Critical Dimensions

Dimensions under, **w**, **d** and **h** are actual to the nearest ¹/₁₆"

42", 50", 57" and 64" Tower Internal Dimensions

- Box and M drawer height: 4⁵/₁₆"
- Box and M drawer width: 12¹/₁₆"
- Box and M drawer depth: 18³/₈"
- File drawer height: 9¹/₄"
- File drawer width: 12¹/₁₆"
- File drawer depth: 18³/₈"
- Wide drawer height: 9⁷/₁₆"
- Wide drawer width: 20³/₄"
- Wide drawer depth: 22⁷/₈"

Note: All towers are configured from the top down with standard combinations of box and file drawers.

Template Pull length:
Steel and Veneer fronts receive 2" pulls on doors and 3" pulls on drawers.

Laminate fronts receive 5" pulls on all doors and drawers.

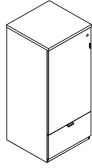
Storage Towers Laminate and Veneer Front - Template Pull

24" Wide Storage Towers

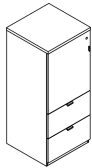
57" High

Series 2 Storage

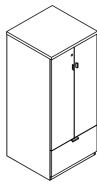
description	type	w	d	h	lock	pattern no.	L1	L2	V1	V2
57" High Single Door tower with wide drawer (left hand shown)	left hand	23 7/8"	23 1/2"	56 3/16"	Y	BT3SLH5724WL(L/V)	\$2,519.	\$2,729.	\$3,353.	\$3,613.
	right hand	23 7/8"	23 1/2"	56 3/16"	Y	BT3SRH5724WL(L/V)	2,519.	2,729.	3,353.	3,613.



57" High Single Door tower with two wide drawers (left hand shown)	left hand	23 7/8"	23 1/2"	56 3/16"	Y	BT3SLH5724WWL(L/V)	2,871.	3,068.	4,051.	4,370.
	right hand	23 7/8"	23 1/2"	56 3/16"	Y	BT3SRH5724WWL(L/V)	2,871.	3,068.	4,051.	4,370.



57" High Double Door tower with one wide drawer		23 7/8"	23 1/2"	56 3/16"	Y	BT3D5724WL(L/V)	2,707.	2,875.	4,233.	4,565.
---	--	---------	---------	----------	---	------------------------	--------	--------	--------	--------



24" and 30" wide double door cabinets may be ordered with a grommet option located in the back of the case by adding a "G" between the 4th and 5th character of the pattern number, example (BT3DG6424WL). Add \$100 for this option. **Note**, by adding a "G" option, the cabinet will also receive AV hinged doors.

Order Code

Example:	BT3SLH5724FFL-VC
	113
BT3	Series 2 Veneer Front
S	Single Door
LH	Left Hand Access
57	57" High
24	24" Wide
F	File Drawer
F	File Drawer
L	Locking
VC	Front Finish Medium Cherry
113	Case Finish Dark Grey

Specification Information

For non-locking towers, deduct as follows from the list price for each unit: Deduct \$30 for (1) lock unit, \$60 for (2) lock unit, and \$75 for a (3) lock unit. Substitute the "L" suffix with an "N" within the pattern number to designate a non-locking unit, example (RT3SLH6424BBFN)

"M" drawers consisting of a box drawer body with a file drawer head are available by substituting any two "B" or any one "F" character within the pattern number, example (RT3SLH6424MFN). Multiple "M" drawers may be specified providing they equal the total modules available.

A 6" drawer, behind a cupboard door is available by adding the numeral 1 to the end of the pattern number, example (RT3SLH6424BBFL1)

Note: 6" drawer behind doors are not available within the wardrobe portion of towers. Drawers behind doors are painted black.

Note: Drawer behind doors list pricing is as follows: 1=\$255

Application Notes

Hanging rails and other accessories are not included and must be ordered separately. Hanging rails are included with 24" and 30" wide lateral drawers only. (See *Tower Accessories for pricing and order entry information*)

Half depth adjustable shelves and coat hooks may be ordered separately allowing the cupboard area of the 15", 24" and 30" wide towers to support binders as well as shorter coats. (See *Tower Accessories for pricing and order entry information*)

Note: Laminate/Veneer front towers are comprised of a steel case with wood laminate/veneer fronts and top.

- 15" w Side Access and Display towers include (1) lock.
- Single door towers, double door towers, 24" w and 30" w Side Access and Display towers include (2) locks. (Except full-height doors which include (1) lock)
- Front Access (only) towers with wardrobe include (3) locks. (Except full-height doors with wardrobe which include (2) locks)

Critical Dimensions

Dimensions under, **w**, **d** and **h** are actual to the nearest 1/16"

42", 50", 57" and 64" Tower Internal Dimensions

- Box and M drawer height: 4 5/16"
- Box and M drawer width: 12 1/16"
- Box and M drawer depth: 18 3/8"
- File drawer height: 9 1/4"
- File drawer width: 12 1/16"
- File drawer depth: 18 3/8"
- Wide drawer height: 9 7/16"
- Wide drawer width: 20 3/4"
- Wide drawer depth: 22 7/8"

Note: All towers are configured from the top down with standard combinations of box and file drawers.

Template Pull length:
Steel and Veneer fronts receive 2" pulls on doors and 3" pulls on drawers.

Laminate fronts receive 5" pulls on all doors and drawers.

Storage Towers Laminate and Veneer Front - Template Pull

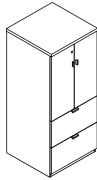
24" Wide Storage Towers

57" High

Series 2 Storage

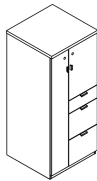
description	type	w	d	h	lock	pattern no.	L1	L2	V1	V2
-------------	------	---	---	---	------	-------------	----	----	----	----

57" High Double Door tower with two wide drawers



24" and 30" wide double door cabinets may be ordered with a grommet option located in the back of the case by adding a "G" between the 4th and 5th character of the pattern number, example (BT3DG6424WL.V). Add \$100 for this option. **Note**, by adding a "G" option, the cabinet will also receive AV hinged doors.

57" High tower with one box and two file drawers and door and wardrobe (left hand shown)



left hand	23 7/8"	23 1/2"	56 3/16"	Y	BT3WSLH5724BFFL(L/V)	3,044.	3,229.	4,852.	5,237.
right hand	23 7/8"	23 1/2"	56 3/16"	Y	BT3WSRH5724BFFL(L/V)	3,044.	3,229.	4,852.	5,237.

Order Code

Example:	BT3SLH5724FFL-VC 113
BT3	Series 2 Veneer Front
S	Single Door
LH	Left Hand Access
57	57" High
24	24" Wide
F	File Drawer
F	File Drawer
L	Locking
VC	Front Finish Medium Cherry
113	Case Finish Dark Grey

Specification Information

For non-locking towers, deduct as follows from the list price for each unit: Deduct \$30 for (1) lock unit, \$60 for (2) lock unit, and \$75 for a (3) lock unit. Substitute the "L" suffix with an "N" within the pattern number to designate a non-locking unit, example (RT3SLH6424BBFN)

"M" drawers consisting of a box drawer body with a file drawer head are available by substituting any two "B" or any one "F" character within the pattern number, example (RT3SLH6424MFN). Multiple "M" drawers may be specified providing they equal the total modules available.

A 6" drawer, behind a cupboard door is available by adding the numeral 1 to the end of the pattern number, example (RT3SLH6424BBFL1)

Note: 6" drawer behind doors are not available within the wardrobe portion of towers. Drawers behind doors are painted black.

Note: Drawer behind doors list pricing is as follows: 1=\$255

Application Notes

Hanging rails and other accessories are not included and must be ordered separately. Hanging rails are included with 24" and 30" wide lateral drawers only. (See *Tower Accessories for pricing and order entry information*)

Half depth adjustable shelves and coat hooks may be ordered separately allowing the cupboard area of the 15", 24" and 30" wide towers to support binders as well as shorter coats. (See *Tower Accessories for pricing and order entry information*)

Note: Laminate/Veneer front towers are comprised of a steel case with wood laminate/veneer fronts and top.

- 15" w Side Access and Display towers include (1) lock.
- Single door towers, double door towers, 24" w and 30" w Side Access and Display towers include (2) locks. (Except full-height doors which include (1) lock)
- Front Access (only) towers with wardrobe include (3) locks. (Except full-height doors with wardrobe which include (2) locks)

Critical Dimensions

Dimensions under, **w**, **d** and **h** are actual to the nearest 1/16"

42", 50", 57" and 64" Tower Internal Dimensions

- Box and M drawer height: 4 5/16"
- Box and M drawer width: 12 1/16"
- Box and M drawer depth: 18 3/8"
- File drawer height: 9 1/4"
- File drawer width: 12 1/16"
- File drawer depth: 18 3/8"
- Wide drawer height: 9 3/16"
- Wide drawer width: 20 3/4"
- Wide drawer depth: 22 7/8"

Note: All towers are configured from the top down with standard combinations of box and file drawers.

Template Pull length: Steel and Veneer fronts receive 2" pulls on doors and 3" pulls on drawers.

Laminate fronts receive 5" pulls on all doors and drawers.

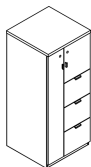
Storage Towers Laminate and Veneer Front - Template Pull

24" Wide Storage Towers

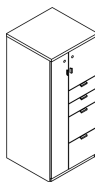
57" High

Series 2 Storage

description	type	w	d	h	lock	pattern no.	L1	L2	V1	V2
57" High tower with three file drawers and door and wardrobe (left hand shown)	left hand	23 ⁷ / ₈ "	23 ¹ / ₂ "	56 ³ / ₁₆ "	Y	BT3WSLH5724FFFL(L/V)	\$3,041.	\$3,226.	\$4,850.	\$5,230.
	right hand	23 ⁷ / ₈ "	23 ¹ / ₂ "	56 ³ / ₁₆ "	Y	BT3WSRH5724FFFL(L/V)	3,041.	3,226.	4,850.	5,230.



57" High tower with two box and two file drawers and door and wardrobe (left hand shown)	left hand	23 ⁷ / ₈ "	23 ¹ / ₂ "	56 ³ / ₁₆ "	Y	BT3WSLH5724BBFFL(L/V)	3,261.	3,442.	5,284.	5,699.
	right hand	23 ⁷ / ₈ "	23 ¹ / ₂ "	56 ³ / ₁₆ "	Y	BT3WSRH5724BBFFL(L/V)	3,261.	3,442.	5,284.	5,699.



Order Code

Example:	BT3SLH5724FFL-VC 113
BT3	Series 2 Veneer Front
S	Single Door
LH	Left Hand Access
57	57" High
24	24" Wide
F	File Drawer
F	File Drawer
L	Locking
VC	Front Finish Medium Cherry
113	Case Finish Dark Grey

Specification Information

For non-locking towers, deduct as follows from the list price for each unit: Deduct \$30 for (1) lock unit, \$60 for (2) lock unit, and \$75 for a (3) lock unit. Substitute the "L" suffix with an "N" within the pattern number to designate a non-locking unit, example (RT3SLH6424BBFN)

"M" drawers consisting of a box drawer body with a file drawer head are available by substituting any two "B" or any one "F" character within the pattern number, example (RT3SLH6424MFN). Multiple "M" drawers may be specified providing they equal the total modules available.

A 6" drawer, behind a cupboard door is available by adding the numeral 1 to the end of the pattern number, example (RT3SLH6424BBFL1)

Note: 6" drawer behind doors are not available within the wardrobe portion of towers. Drawers behind doors are painted black.

Note: Drawer behind doors list pricing is as follows: 1=\$255

Application Notes

Hanging rails and other accessories are not included and must be ordered separately. Hanging rails are included with 24" and 30" wide lateral drawers only. (See *Tower Accessories for pricing and order entry information*)

Half depth adjustable shelves and coat hooks may be ordered separately allowing the cupboard area of the 15", 24" and 30" wide towers to support binders as well as shorter coats. (See *Tower Accessories for pricing and order entry information*)

Note: Laminate/Veneer front towers are comprised of a steel case with wood laminate/veneer fronts and top.

- 15" w Side Access and Display towers include (1) lock.
- Single door towers, double door towers, 24" w and 30" w Side Access and Display towers include (2) locks. (Except full-height doors which include (1) lock)
- Front Access (only) towers with wardrobe include (3) locks. (Except full-height doors with wardrobe which include (2) locks)

Critical Dimensions

Dimensions under, **w**, **d** and **h** are actual to the nearest ¹/₁₆"

42", 50", 57" and 64" Tower Internal Dimensions

- Box and M drawer height: 4⁵/₁₆"
- Box and M drawer width: 12¹/₁₆"
- Box and M drawer depth: 18³/₈"
- File drawer height: 9¹/₄"
- File drawer width: 12¹/₁₆"
- File drawer depth: 18³/₈"
- Wide drawer height: 9³/₁₆"
- Wide drawer width: 20³/₄"
- Wide drawer depth: 22⁷/₈"

Note: All towers are configured from the top down with standard combinations of box and file drawers.

Template Pull length: Steel and Veneer fronts receive 2" pulls on doors and 3" pulls on drawers.

Laminate fronts receive 5" pulls on all doors and drawers.

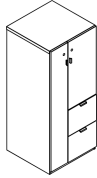
Storage Towers Laminate and Veneer Front - Template Pull

24" Wide Storage Towers

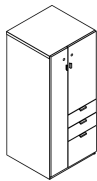
57" High

Series 2 Storage

description	type	w	d	h	lock	pattern no.	L1	L2	V1	V2
57" High tower with two file drawers and door and wardrobe (left hand shown)	left hand	23 ⁷ / ₈ "	23 ¹ / ₂ "	56 ³ / ₁₆ "	Y	BT3WSLH5724FFL(L/V)	\$2,856.	\$3,050.	\$4,130.	\$4,447.
	right hand	23 ⁷ / ₈ "	23 ¹ / ₂ "	56 ³ / ₁₆ "	Y	BT3WSRH5724FFL(L/V)	2,856.	3,050.	4,130.	4,447.



57" High tower with two box and one file drawer and door and wardrobe (left hand shown)	left hand	23 ⁷ / ₈ "	23 ¹ / ₂ "	56 ³ / ₁₆ "	Y	BT3WSLH5724BBFL(L/V)	3,022.	3,211.	4,864.	5,242.
	right hand	23 ⁷ / ₈ "	23 ¹ / ₂ "	56 ³ / ₁₆ "	Y	BT3WSRH5724BBFL(L/V)	3,022.	3,211.	4,864.	5,242.



Series 2 Template Front Storage

Order Code

Example:	BT3SLH5724FFL-VC 113
BT3	Series 2 Veneer Front
S	Single Door
LH	Left Hand Access
57	57" High
24	24" Wide
F	File Drawer
F	File Drawer
L	Locking
VC	Front Finish Medium Cherry
113	Case Finish Dark Grey

Specification Information

For non-locking towers, deduct as follows from the list price for each unit: Deduct \$30 for (1) lock unit, \$60 for (2) lock unit, and \$75 for a (3) lock unit. Substitute the "L" suffix with an "N" within the pattern number to designate a non-locking unit, example (RT3SLH6424BBFN)

"M" drawers consisting of a box drawer body with a file drawer head are available by substituting any two "B" or any one "F" character within the pattern number, example (RT3SLH6424MFN). Multiple "M" drawers may be specified providing they equal the total modules available.

A 6" drawer, behind a cupboard door is available by adding the numeral 1 to the end of the pattern number, example (RT3SLH6424BBFL1)

Note: 6" drawer behind doors are not available within the wardrobe portion of towers. Drawers behind doors are painted black.

Note: Drawer behind doors list pricing is as follows: 1=\$255

Application Notes

Hanging rails and other accessories are not included and must be ordered separately. Hanging rails are included with 24" and 30" wide lateral drawers only. (See *Tower Accessories for pricing and order entry information*)

Half depth adjustable shelves and coat hooks may be ordered separately allowing the cupboard area of the 15", 24" and 30" wide towers to support binders as well as shorter coats. (See *Tower Accessories for pricing and order entry information*)

Note: Laminate/Veneer front towers are comprised of a steel case with wood laminate/veneer fronts and top.

- 15" w Side Access and Display towers include (1) lock.
- Single door towers, double door towers, 24" w and 30" w Side Access and Display towers include (2) locks. (Except full-height doors which include (1) lock)
- Front Access (only) towers with wardrobe include (3) locks. (Except full-height doors with wardrobe which include (2) locks)

Critical Dimensions

Dimensions under, **w**, **d** and **h** are actual to the nearest ¹/₁₆"

42", 50", 57" and 64" Tower Internal Dimensions

- Box and M drawer height: 4⁵/₁₆"
- Box and M drawer width: 12¹/₁₆"
- Box and M drawer depth: 18³/₈"
- File drawer height: 9¹/₄"
- File drawer width: 12¹/₁₆"
- File drawer depth: 18³/₈"
- Wide drawer height: 9⁷/₁₆"
- Wide drawer width: 20³/₄"
- Wide drawer depth: 22⁷/₈"

Note: All towers are configured from the top down with standard combinations of box and file drawers.

Template Pull length:
Steel and Veneer fronts receive 2" pulls on doors and 3" pulls on drawers.

Laminate fronts receive 5" pulls on all doors and drawers.

Storage Towers Laminate and Veneer Front - Template Pull

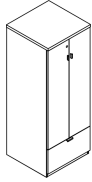
24" Wide Storage Towers

64" High

Series 2 Storage

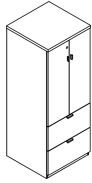
description	type	w	d	h	lock	pattern no.	L1	L2	V1	V2
-------------	------	---	---	---	------	-------------	----	----	----	----

64" High Double Door tower with one wide drawer



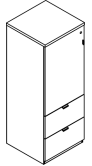
24" and 30" wide double door cabinets may be ordered with a grommet option located in the back of the case by adding a "G" between the 4th and 5th character of the pattern number, example (BT3D**G**6424WLV). Add \$100 for this option. **Note**, by adding a "G" option, the cabinet will also receive AV hinged doors.

64" High Double Door tower with two wide drawers



24" and 30" wide double door cabinets may be ordered with a grommet option located in the back of the case by adding a "G" between the 4th and 5th character of the pattern number, example (BT3D**G**6424WLV). Add \$100 for this option. **Note**, by adding a "G" option, the cabinet will also receive AV hinged doors.

64" High Single Door tower with two wide drawers (left hand shown)



left hand	23 7/8"	23 1/2"	63 5/16"	Y	BT3SLH6424WWL(L/V)	2,877.	3,075.	4,076.	4,397.
right hand	23 7/8"	23 1/2"	63 5/16"	Y	BT3SRH6424WWL(L/V)	2,877.	3,075.	4,076.	4,397.

Order Code

Example: **BT3SLH5724FFL-VC 113**

BT3	Series 2 Veneer Front
S	Single Door
LH	Left Hand Access
57	57" High
24	24" Wide
F	File Drawer
F	File Drawer
L	Locking
VC	Front Finish Medium Cherry
113	Case Finish Dark Grey

Specification Information

For non-locking towers, deduct as follows from the list price for each unit: Deduct \$30 for (1) lock unit, \$60 for (2) lock unit, and \$75 for a (3) lock unit. Substitute the "L" suffix with an "N" within the pattern number to designate a non-locking unit, example (RT3SLH6424BBFN)

Application Notes

Hanging rails and other accessories are not included and must be ordered separately. Hanging rails are included with 24" and 30" wide lateral drawers only. (See *Tower Accessories for pricing and order entry information*)

Half depth adjustable shelves and coat hooks may be ordered separately allowing the cupboard area of the 15", 24" and 30" wide towers to support binders as well as shorter coats. (See *Tower Accessories for pricing and order entry information*)

Note: Veneer front towers are comprised of a steel case with wood veneer fronts and top.

- 15" w Side Access and Display towers include (1) lock.
- Single door towers, double door towers, 24" w and 30" w Side Access and Display towers include (2) locks. (Except full-height doors which include (1) lock)
- Front Access (only) towers with wardrobe include (3) locks. (Except full-height doors with wardrobe which include (2) locks)

Critical Dimensions

Dimensions under, **w**, **d** and **h** are actual to the nearest 1/16"

42", 50", 57" and 64" Tower Internal Dimensions

- Box and M drawer height: 4 5/16"
- Box and M drawer width: 12 1/16"
- Box and M drawer depth: 18 3/8"
- File drawer height: 9 1/4"
- File drawer width: 12 1/16"
- File drawer depth: 18 3/8"
- Wide drawer height: 9 9/16"
- Wide drawer width: 20 3/4"
- Wide drawer depth: 22 7/8"

Note: All towers are configured from the top down with standard combinations of box and file drawers.

Pull finish is aluminum:

AA	- Aluminum
AB	- Black
AN	- Nickel

Template Pull length:
Steel and Veneer fronts receive 2" pulls on doors and 3" pulls on drawers.
Laminate fronts receive 5" pulls on all doors and drawers.

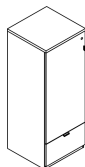
Storage Towers Laminate and Veneer Front - Template Pull

24" Wide Storage Towers

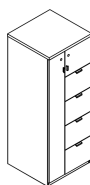
64" High

Series 2 Storage

description	type	w	d	h	lock	pattern no.	L1	L2	V1	V2
64" High Single Door tower with wide drawer (left hand shown)	left hand	23 ⁷ / ₈ "	23 ¹ / ₂ "	63 ³ / ₁₆ "	Y	BT3SLH6424WL(L/V)	\$2,525.	\$2,734.	\$3,439.	\$3,711.
	right hand	23 ⁷ / ₈ "	23 ¹ / ₂ "	63 ³ / ₁₆ "	Y	BT3SRH6424WL(L/V)	2,525.	2,734.	3,439.	3,711.



64" High tower with four file drawers and door and wardrobe (left hand shown)	left hand	23 ⁷ / ₈ "	23 ¹ / ₂ "	63 ³ / ₁₆ "	Y	BT3WSLH6424FFFFL(L/V)	3,324.	3,517.	5,466.	5,893.
	right hand	23 ⁷ / ₈ "	23 ¹ / ₂ "	63 ³ / ₁₆ "	Y	BT3WSRH6424FFFFL(L/V)	3,324.	3,517.	5,466.	5,893.



Series 2 Template Front Storage

Order Code

Example: **BT3SLH5724FFL-VC 113**

BT3	Series 2 Veneer Front
S	Single Door
LH	Left Hand Access
57	57" High
24	24" Wide
F	File Drawer
F	File Drawer
L	Locking
VC	Front Finish Medium Cherry
113	Case Finish Dark Grey

Specification Information

For non-locking towers, deduct as follows from the list price for each unit: Deduct \$30 for (1) lock unit, \$60 for (2) lock unit, and \$75 for a (3) lock unit. Substitute the "L" suffix with an "N" within the pattern number to designate a non-locking unit, example (RT3SLH6424BBFN)

Application Notes

Hanging rails and other accessories are not included and must be ordered separately. Hanging rails are included with 24" and 30" wide lateral drawers only. (See *Tower Accessories for pricing and order entry information*)

Half depth adjustable shelves and coat hooks may be ordered separately allowing the cupboard area of the 15", 24" and 30" wide towers to support binders as well as shorter coats. (See *Tower Accessories for pricing and order entry information*)

Note: Veneer front towers are comprised of a steel case with wood veneer fronts and top.

- 15" w Side Access and Display towers include (1) lock.
- Single door towers, double door towers, 24" w and 30" w Side Access and Display towers include (2) locks. (Except full-height doors which include (1) lock)
- Front Access (only) towers with wardrobe include (3) locks. (Except full-height doors with wardrobe which include (2) locks)

Critical Dimensions

Dimensions under, **w**, **d** and **h** are actual to the nearest 1/16"

42", 50", 57" and 64" Tower Internal Dimensions

- Box and M drawer height: 4⁵/₁₆"
- Box and M drawer width: 12¹/₁₆"
- Box and M drawer depth: 18³/₈"
- File drawer height: 9¹/₄"
- File drawer width: 12¹/₁₆"
- File drawer depth: 18³/₈"
- Wide drawer height: 9⁹/₁₆"
- Wide drawer width: 20³/₄"
- Wide drawer depth: 22³/₈"

Note: All towers are configured from the top down with standard combinations of box and file drawers.

Pull finish is aluminum:

AA	- Aluminum
AB	- Black
AN	- Nickel

Template Pull length:
Steel and Veneer fronts receive 2" pulls on doors and 3" pulls on drawers.
Laminate fronts receive 5" pulls on all doors and drawers.

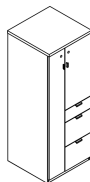
Storage Towers Laminate and Veneer Front - Template Pull

24" Wide Storage Towers

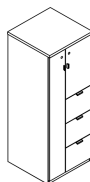
64" High

Series 2 Storage

description	type	w	d	h	lock	pattern no.	L1	L2	V1	V2
64" High tower with one box and two file drawers and door and wardrobe (left hand shown)	left hand	23 7/8"	23 1/2"	63 3/16"	Y	BT3WSLH6424BFFL(L/V)	\$3,058.	\$3,252.	\$4,994.	\$5,382.
	right hand	23 7/8"	23 1/2"	63 3/16"	Y	BT3WSRH6424BFFL(L/V)	3,058.	3,252.	4,994.	5,382.



64" High tower with three file drawers and door and wardrobe (left hand shown)	left hand	23 7/8"	23 1/2"	63 3/16"	Y	BT3WSLH6424FFFL(L/V)	3,056.	3,250.	4,966.	5,354.
	right hand	23 7/8"	23 1/2"	63 3/16"	Y	BT3WSRH6424FFFL(L/V)	3,056.	3,250.	4,966.	5,354.



Order Code

Example:	BT3SLH5724FFL-VC 113
BT3	Series 2 Veneer Front
S	Single Door
LH	Left Hand Access
57	57" High
24	24" Wide
F	File Drawer
F	File Drawer
L	Locking
VC	Front Finish Medium Cherry
113	Case Finish Dark Grey

Specification Information

For non-locking towers, deduct as follows from the list price for each unit: Deduct \$30 for (1) lock unit, \$60 for (2) lock unit, and \$75 for a (3) lock unit. Substitute the "L" suffix with an "N" within the pattern number to designate a non-locking unit, example (RT3SLH6424BBFN)

Application Notes

Hanging rails and other accessories are not included and must be ordered separately. Hanging rails are included with 24" and 30" wide lateral drawers only. (See *Tower Accessories for pricing and order entry information*)

Half depth adjustable shelves and coat hooks may be ordered separately allowing the cupboard area of the 15", 24" and 30" wide towers to support binders as well as shorter coats. (See *Tower Accessories for pricing and order entry information*)

Note: Veneer front towers are comprised of a steel case with wood veneer fronts and top.

- 15" w Side Access and Display towers include (1) lock.
- Single door towers, double door towers, 24" w and 30" w Side Access and Display towers include (2) locks. (Except full-height doors which include (1) lock)
- Front Access (only) towers with wardrobe include (3) locks. (Except full-height doors with wardrobe which include (2) locks)

Critical Dimensions

Dimensions under, **w**, **d** and **h** are actual to the nearest 1/16"

42", 50", 57" and 64" Tower Internal Dimensions

- Box and M drawer height: 4 5/16"
- Box and M drawer width: 12 1/16"
- Box and M drawer depth: 18 3/8"
- File drawer height: 9 1/4"
- File drawer width: 12 1/16"
- File drawer depth: 18 3/8"
- Wide drawer height: 9 9/16"
- Wide drawer width: 20 3/4"
- Wide drawer depth: 22 7/8"

Note: All towers are configured from the top down with standard combinations of box and file drawers.

Pull finish is aluminum:

AA	- Aluminum
AB	- Black
AN	- Nickel

Template Pull length:
Steel and Veneer fronts receive 2" pulls on doors and 3" pulls on drawers.
Laminate fronts receive 5" pulls on all doors and drawers.

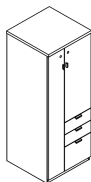
Storage Towers Laminate and Veneer Front - Template Pull

24" Wide Storage Towers

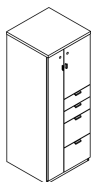
64" High

Series 2 Storage

description	type	w	d	h	lock	pattern no.	L1	L2	V1	V2
64" High tower with two box and one file drawer and door and wardrobe (left hand shown)	left hand	23 ⁷ / ₈ "	23 ¹ / ₂ "	63 ⁵ / ₁₆ "	Y	BT3WSLH6424BBFL(L/V)	\$3,038.	\$3,235.	\$4,877.	\$5,253.
	right hand	23 ⁷ / ₈ "	23 ¹ / ₂ "	63 ⁵ / ₁₆ "	Y	BT3WSRH6424BBFL(L/V)	3,038.	3,235.	4,877.	5,253.



64" High tower with two box and two file drawers and door and wardrobe (left hand shown)	left hand	23 ⁷ / ₈ "	23 ¹ / ₂ "	63 ⁵ / ₁₆ "	Y	BT3WSLH6424BBFFL(L/V)	3,320.	3,514.	5,394.	5,816.
	right hand	23 ⁷ / ₈ "	23 ¹ / ₂ "	63 ⁵ / ₁₆ "	Y	BT3WSRH6424BBFFL(L/V)	3,320.	3,514.	5,394.	5,816.



Series 2 Template Front Storage

Order Code

Example: **BT3SLH5724FFL-VC 113**

BT3	Series 2 Veneer Front
S	Single Door
LH	Left Hand Access
57	57" High
24	24" Wide
F	File Drawer
F	File Drawer
L	Locking
VC	Front Finish Medium Cherry
113	Case Finish Dark Grey

Specification Information

For non-locking towers, deduct as follows from the list price for each unit: Deduct \$30 for (1) lock unit, \$60 for (2) lock unit, and \$75 for a (3) lock unit. Substitute the "L" suffix with an "N" within the pattern number to designate a non-locking unit, example (RT3SLH6424BBFN)

Application Notes

Hanging rails and other accessories are not included and must be ordered separately. Hanging rails are included with 24" and 30" wide lateral drawers only. (See *Tower Accessories for pricing and order entry information*)

Half depth adjustable shelves and coat hooks may be ordered separately allowing the cupboard area of the 15", 24" and 30" wide towers to support binders as well as shorter coats. (See *Tower Accessories for pricing and order entry information*)

Note: Veneer front towers are comprised of a steel case with wood veneer fronts and top.

- 15" w Side Access and Display towers include (1) lock.
- Single door towers, double door towers, 24" w and 30" w Side Access and Display towers include (2) locks. (Except full-height doors which include (1) lock)
- Front Access (only) towers with wardrobe include (3) locks. (Except full-height doors with wardrobe which include (2) locks)

Critical Dimensions

Dimensions under, **w**, **d** and **h** are actual to the nearest 1/16"

42", 50", 57" and 64" Tower Internal Dimensions

- Box and M drawer height: 4⁵/₁₆"
- Box and M drawer width: 12¹/₁₆"
- Box and M drawer depth: 18³/₈"
- File drawer height: 9¹/₄"
- File drawer width: 12¹/₁₆"
- File drawer depth: 18³/₈"
- Wide drawer height: 9⁹/₁₆"
- Wide drawer width: 20³/₄"
- Wide drawer depth: 22³/₈"

Note: All towers are configured from the top down with standard combinations of box and file drawers.

Pull finish is aluminum:

AA	- Aluminum
AB	- Black
AN	- Nickel

Template Pull length:
Steel and Veneer fronts receive 2" pulls on doors and 3" pulls on drawers.
Laminate fronts receive 5" pulls on all doors and drawers.

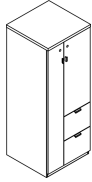
Storage Towers Laminate and Veneer Front - Template Pull

24" Wide Storage Towers

64" High

Series 2 Storage

description	type	w	d	h	lock	pattern no.	L1	L2	V1	V2
64" High tower with two file drawers and door and wardrobe (left hand shown)	left hand	23 ⁷ / ₈ "	23 ¹ / ₂ "	63 ³ / ₁₆ "	Y	BT3WSLH6424FFL(L/V)	\$2,872.	\$3,074.	\$4,183.	\$4,507.
	right hand	23 ⁷ / ₈ "	23 ¹ / ₂ "	63 ³ / ₁₆ "	Y	BT3WSRH6424FFL(L/V)	2,872.	3,074.	4,183.	4,507.



Order Code

Example:	BT3SLH5724FFL-VC 113
BT3	Series 2 Veneer Front
S	Single Door
LH	Left Hand Access
57	57" High
24	24" Wide
F	File Drawer
F	File Drawer
L	Locking
VC	Front Finish Medium Cherry
113	Case Finish Dark Grey

Specification Information

For non-locking towers, deduct as follows from the list price for each unit: Deduct \$30 for (1) lock unit, \$60 for (2) lock unit, and \$75 for a (3) lock unit. Substitute the "L" suffix with an "N" within the pattern number to designate a non-locking unit, example (RT3SLH6424BBFN)

Application Notes

Hanging rails and other accessories are not included and must be ordered separately. Hanging rails are included with 24" and 30" wide lateral drawers only. (See *Tower Accessories for pricing and order entry information*)

Half depth adjustable shelves and coat hooks may be ordered separately allowing the cupboard area of the 15", 24" and 30" wide towers to support binders as well as shorter coats. (See *Tower Accessories for pricing and order entry information*)

Note: Veneer front towers are comprised of a steel case with wood veneer fronts and top.

- 15" w Side Access and Display towers include (1) lock.
- Single door towers, double door towers, 24" w and 30" w Side Access and Display towers include (2) locks. (Except full-height doors which include (1) lock)
- Front Access (only) towers with wardrobe include (3) locks. (Except full-height doors with wardrobe which include (2) locks)

Critical Dimensions

Dimensions under, **w**, **d** and **h** are actual to the nearest 1/16"

42", 50", 57" and 64" Tower Internal Dimensions

- Box and M drawer height: 4⁵/₁₆"
- Box and M drawer width: 12¹/₁₆"
- Box and M drawer depth: 18³/₈"
- File drawer height: 9¹/₄"
- File drawer width: 12¹/₁₆"
- File drawer depth: 18³/₈"
- Wide drawer height: 9⁹/₁₆"
- Wide drawer width: 20³/₄"
- Wide drawer depth: 22⁷/₈"

Note: All towers are configured from the top down with standard combinations of box and file drawers.

Pull finish is aluminum:

AA	- Aluminum
AB	- Black
AN	- Nickel

Template Pull length:
Steel and Veneer fronts receive 2" pulls on doors and 3" pulls on drawers.
Laminate fronts receive 5" pulls on all doors and drawers.

Storage Towers Laminate and Veneer Front - Template Pull

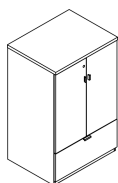
30" Wide Storage Towers

50" High

Series 2 Storage

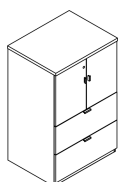
description	type	w	d	h	lock	pattern no.	L1	L2	V1	V2
-------------	------	---	---	---	------	-------------	----	----	----	----

50" High Double Door tower with one wide drawer



24" and 30" wide double door cabinets may be ordered with a grommet option located in the back of the case by adding a "G" between the 4th and 5th character of the pattern number, example (BT3D**G**6424WLV). Add \$100 for this option. **Note**, by adding a "G" option, the cabinet will also receive AV hinged doors.

50" High Double Door tower with two wide drawers



24" and 30" wide double door cabinets may be ordered with a grommet option located in the back of the case by adding a "G" between the 4th and 5th character of the pattern number, example (BT3D**G**6424WLV). Add \$100 for this option. **Note**, by adding a "G" option, the cabinet will also receive AV hinged doors.

Order Code

Example: **BT3WSLH5730BBFL-VC 113**

BT3	Series 2 Veneer Front
WS	Wardrobe and Single Door
LH	Left Hand Access
57	57" High
30	30" Wide
B	Box Drawer
B	Box Drawer
F	File Drawer
L	Locking
VC	Front Finish Medium Grey
113	Case Finish Dark Grey

Specification Information

For non-locking towers, deduct as follows from the list price for each unit: Deduct \$30 for (1) lock unit, \$60 for (2) lock unit, and \$75 for a (3) lock unit. Substitute the "L" suffix with an "N" within the pattern number to designate a non-locking unit, example (T3WSLH5030BBFN)

- 15" w Side Access and Display towers include (1) lock.
- Single door towers, double door towers, 24" w and 30" w Side Access and Display towers include (2) locks. (Except full-height doors which include (1) lock)
- Front Access (only) towers with wardrobe include (3) locks. (Except full-height doors with wardrobe which include (2) locks)

"M" drawers consisting of a box drawer body with a file drawer head are available by substituting any two "B" or any one "F" character within the pattern number, example (RT3WSLH5030**MFN**). Multiple "M" drawers may be specified providing they equal the total modules available.

A 6" drawer, behind a cupboard door is available by adding the numeral 1 to the end of the pattern number, example (RT3WSLH6430BBFL**1**)

Note: 6" drawer behind doors are not available within the wardrobe portion of towers. Drawers behind doors are painted black.

Note: Drawers behind doors list prices are as follows: 1=\$255

Application Notes

Hanging rails and other accessories are not included and must be ordered separately. Hanging rails are included with 24" and 30" wide lateral drawers only. (See *Tower Accessories for pricing and order entry information*)

Half depth adjustable shelves and coat hooks may be ordered separately allowing the cupboard area of the 15", 24" and 30" wide towers to support binders as well as shorter coats. (See *Tower Accessories for pricing and order entry information*)

Note: Laminate/Veneer front towers are comprised of a steel case with wood laminate/veneer fronts and top.

Critical Dimensions

Dimensions under, **w**, **d** and **h** are actual to the nearest 1/16"

42", 50", 57" and 64" Tower Internal Dimensions

- Box and M drawer height: 4 5/16"
- Box and M drawer width: 12 1/16"
- Box and M drawer depth: 18 3/8"
- File drawer height: 9 1/4"
- File drawer width: 12 1/16"
- File drawer depth: 18 3/8"
- Wide drawer height: 9 9/16"
- Wide drawer width: 20 3/4"
- Wide drawer depth: 22 7/8"

Note: All towers are configured from the top down with standard combinations of box and file drawers.

Template Pull length:
Steel and Veneer fronts receive 2" pulls on doors and 3" pulls on drawers.
Laminate fronts receive 5" pulls on all doors and drawers.

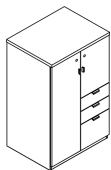
Storage Towers Laminate and Veneer Front - Template Pull

30" Wide Storage Towers

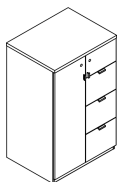
50" High

Series 2 Storage

description	type	w	d	h	lock	pattern no.	L1	L2	V1	V2
50" High tower with two box and one file drawer and door and wardrobe (left hand shown)	left hand	29 ⁷ / ₈ "	23 ¹ / ₂ "	48 ⁵ / ₁₆ "	Y	BT3WSLH5030BBFL(L/V)	\$3,025.	\$3,227.	\$4,734.	\$5,108.
	right hand	29 ⁷ / ₈ "	23 ¹ / ₂ "	48 ⁵ / ₁₆ "	Y	BT3WSRH5030BBFL(L/V)	3,025.	3,227.	4,734.	5,108.



50" High tower with three file drawers and door and wardrobe (left hand shown)	left hand	29 ⁷ / ₈ "	23 ¹ / ₂ "	48 ⁵ / ₁₆ "	Y	BT3WSLH5030FFFL(L/V)	2,998.	3,202.	4,822.	5,200.
	right hand	29 ⁷ / ₈ "	23 ¹ / ₂ "	48 ⁵ / ₁₆ "	Y	BT3WSRH5030FFFL(L/V)	2,998.	3,202.	4,822.	5,200.



Order Code

Example:	BT3WSLH5730BBFL-VC 113
BT3	Series 2 Veneer Front
WS	Wardrobe and Single Door
LH	Left Hand Access
57	57" High
30	30" Wide
B	Box Drawer
B	Box Drawer
F	File Drawer
L	Locking
VC	Front Finish Medium Grey
113	Case Finish Dark Grey

Specification Information

For non-locking towers, deduct as follows from the list price for each unit: Deduct \$30 for (1) lock unit, \$60 for (2) lock unit, and \$75 for a (3) lock unit. Substitute the "L" suffix with an "N" within the pattern number to designate a non-locking unit, example (T3WSLH5030BBFN)

- 15" w Side Access and Display towers include (1) lock.
- Single door towers, double door towers, 24" w and 30" w Side Access and Display towers include (2) locks. (Except full-height doors which include (1) lock)
- Front Access (only) towers with wardrobe include (3) locks. (Except full-height doors with wardrobe which include (2) locks)

"M" drawers consisting of a box drawer body with a file drawer head are available by substituting any two "B" or any one "F" character within the pattern number, example (RT3WSLH5030MFN). Multiple "M" drawers may be specified providing they equal the total modules available.

A 6" drawer, behind a cupboard door is available by adding the numeral 1 to the end of the pattern number, example (RT3WSLH6430BBFL1)

Note: 6" drawer behind doors are not available within the wardrobe portion of towers. Drawers behind doors are painted black.

Note: Drawers behind doors list prices are as follows: 1=\$255

Application Notes

Hanging rails and other accessories are not included and must be ordered separately. Hanging rails are included with 24" and 30" wide lateral drawers only. (See *Tower Accessories for pricing and order entry information*)

Half depth adjustable shelves and coat hooks may be ordered separately allowing the cupboard area of the 15", 24" and 30" wide towers to support binders as well as shorter coats. (See *Tower Accessories for pricing and order entry information*)

Note: Laminate/Veneer front towers are comprised of a steel case with wood laminate/veneer fronts and top.

Critical Dimensions

Dimensions under, **w**, **d** and **h** are actual to the nearest ¹/₁₆"

42", 50", 57" and 64" Tower Internal Dimensions

- Box and M drawer height: 4⁵/₁₆"
- Box and M drawer width: 12¹/₁₆"
- Box and M drawer depth: 18³/₈"
- File drawer height: 9¹/₄"
- File drawer width: 12¹/₁₆"
- File drawer depth: 18³/₈"
- Wide drawer height: 9⁹/₁₆"
- Wide drawer width: 20³/₄"
- Wide drawer depth: 22⁷/₈"

Note: All towers are configured from the top down with standard combinations of box and file drawers.

Template Pull length:
Steel and Veneer fronts receive 2" pulls on doors and 3" pulls on drawers.
Laminate fronts receive 5" pulls on all doors and drawers.

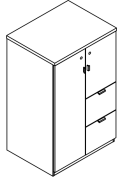
Storage Towers Laminate and Veneer Front - Template Pull

30" Wide Storage Towers

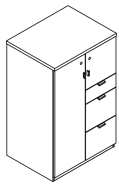
50" High

Series 2 Storage

description	type	w	d	h	lock	pattern no.	L1	L2	V1	V2
50" High tower with two file drawers and door and wardrobe (left hand shown)	left hand	29 ⁷ / ₈ "	23 ¹ / ₂ "	48 ³ / ₁₆ "	Y	BT3WSLH5030FFL(L/V)	\$2,856.	\$3,067.	\$4,383.	\$4,724.
	right hand	29 ⁷ / ₈ "	23 ¹ / ₂ "	48 ³ / ₁₆ "	Y	BT3WSRH5030FFL(L/V)	2,856.	3,067.	4,383.	4,724.



50" High tower with one box and two file drawers and door and wardrobe (left hand shown)	left hand	29 ⁷ / ₈ "	23 ¹ / ₂ "	48 ³ / ₁₆ "	Y	BT3WSLH5030BFFL(L/V)	3,002.	3,204.	4,783.	5,157.
	right hand	29 ⁷ / ₈ "	23 ¹ / ₂ "	48 ³ / ₁₆ "	Y	BT3WSRH5030BFFL(L/V)	3,002.	3,204.	4,783.	5,157.



Series 2 Template Front Storage

Order Code

Example:	BT3WSLH5730BBFL-VC 113
BT3	Series 2 Veneer Front
WS	Wardrobe and Single Door
LH	Left Hand Access
57	57" High
30	30" Wide
B	Box Drawer
B	Box Drawer
F	File Drawer
L	Locking
VC	Front Finish Medium Grey
113	Case Finish Dark Grey

Specification Information

For non-locking towers, deduct as follows from the list price for each unit: Deduct \$30 for (1) lock unit, \$60 for (2) lock unit, and \$75 for a (3) lock unit. Substitute the "L" suffix with an "N" within the pattern number to designate a non-locking unit, example (T3WSLH5030BBFN)

- 15" w Side Access and Display towers include (1) lock.
- Single door towers, double door towers, 24" w and 30" w Side Access and Display towers include (2) locks. (Except full-height doors which include (1) lock)
- Front Access (only) towers with wardrobe include (3) locks. (Except full-height doors with wardrobe which include (2) locks)

"M" drawers consisting of a box drawer body with a file drawer head are available by substituting any two "B" or any one "F" character within the pattern number, example (RT3WSLH5030MFN). Multiple "M" drawers may be specified providing they equal the total modules available.

A 6" drawer, behind a cupboard door is available by adding the numeral 1 to the end of the pattern number, example (RT3WSLH6430BBFL1)

Note: 6" drawer behind doors are not available within the wardrobe portion of towers. Drawers behind doors are painted black.

Note: Drawers behind doors list prices are as follows: 1=\$255

Application Notes

Hanging rails and other accessories are not included and must be ordered separately. Hanging rails are included with 24" and 30" wide lateral drawers only. (See *Tower Accessories for pricing and order entry information*)

Half depth adjustable shelves and coat hooks may be ordered separately allowing the cupboard area of the 15", 24" and 30" wide towers to support binders as well as shorter coats. (See *Tower Accessories for pricing and order entry information*)

Note: Laminate/Veneer front towers are comprised of a steel case with wood laminate/veneer fronts and top.

Critical Dimensions

Dimensions under, **w**, **d** and **h** are actual to the nearest ¹/₁₆"

42", 50", 57" and 64" Tower Internal Dimensions

- Box and M drawer height: 4⁵/₁₆"
- Box and M drawer width: 12¹/₁₆"
- Box and M drawer depth: 18³/₈"
- File drawer height: 9¹/₄"
- File drawer width: 12¹/₁₆"
- File drawer depth: 18³/₈"
- Wide drawer height: 9⁹/₁₆"
- Wide drawer width: 20³/₄"
- Wide drawer depth: 22⁷/₈"

Note: All towers are configured from the top down with standard combinations of box and file drawers.

Template Pull length:
Steel and Veneer fronts receive 2" pulls on doors and 3" pulls on drawers.
Laminate fronts receive 5" pulls on all doors and drawers.

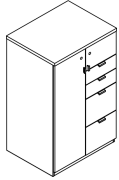
Storage Towers Laminate and Veneer Front - Template Pull

30" Wide Storage Towers

50" High

Series 2 Storage

description	type	w	d	h	lock	pattern no.	L1	L2	V1	V2
50" High tower with two box and two file drawers and door and wardrobe (left hand shown)	left hand	29 ⁷ / ₈ "	23 ¹ / ₂ "	48 ⁵ / ₁₆ "	Y	BT3WSLH5030BBFFL(L/V)	\$3,261.	\$3,456.	\$5,247.	\$5,662.
	right hand	29 ⁷ / ₈ "	23 ¹ / ₂ "	48 ⁵ / ₁₆ "	Y	BT3WSRH5030BBFFL(L/V)	3,261.	3,456.	5,247.	5,662.



Order Code

Example:	BT3WSLH5730BBFL-VC 113
BT3	Series 2 Veneer Front
WS	Wardrobe and Single Door
LH	Left Hand Access
57	57" High
30	30" Wide
B	Box Drawer
B	Box Drawer
F	File Drawer
L	Locking
VC	Front Finish Medium Grey
113	Case Finish Dark Grey

Specification Information

For non-locking towers, deduct as follows from the list price for each unit: Deduct \$30 for (1) lock unit, \$60 for (2) lock unit, and \$75 for a (3) lock unit. Substitute the "L" suffix with an "N" within the pattern number to designate a non-locking unit, example (T3WSLH5030BBFN)

- 15" w Side Access and Display towers include (1) lock.
- Single door towers, double door towers, 24" w and 30" w Side Access and Display towers include (2) locks. (Except full-height doors which include (1) lock)
- Front Access (only) towers with wardrobe include (3) locks. (Except full-height doors with wardrobe which include (2) locks)

"M" drawers consisting of a box drawer body with a file drawer head are available by substituting any two "B" or any one "F" character within the pattern number, example (RT3WSLH5030MFN). Multiple "M" drawers may be specified providing they equal the total modules available.

A 6" drawer, behind a cupboard door is available by adding the numeral 1 to the end of the pattern number, example (RT3WSLH6430BBFL1)

Note: 6" drawer behind doors are not available within the wardrobe portion of towers. Drawers behind doors are painted black.

Note: Drawers behind doors list prices are as follows: 1=\$255

Application Notes

Hanging rails and other accessories are not included and must be ordered separately. Hanging rails are included with 24" and 30" wide lateral drawers only. (See *Tower Accessories for pricing and order entry information*)

Half depth adjustable shelves and coat hooks may be ordered separately allowing the cupboard area of the 15", 24" and 30" wide towers to support binders as well as shorter coats. (See *Tower Accessories for pricing and order entry information*)

Note: Laminate/Veneer front towers are comprised of a steel case with wood laminate/veneer fronts and top.

Critical Dimensions

Dimensions under, **w**, **d** and **h** are actual to the nearest ¹/₁₆"

42", 50", 57" and 64" Tower Internal Dimensions

- Box and M drawer height: 4⁵/₁₆"
- Box and M drawer width: 12¹/₁₆"
- Box and M drawer depth: 18³/₈"
- File drawer height: 9¹/₄"
- File drawer width: 12¹/₁₆"
- File drawer depth: 18³/₈"
- Wide drawer height: 9⁹/₁₆"
- Wide drawer width: 20³/₄"
- Wide drawer depth: 22⁷/₈"

Note: All towers are configured from the top down with standard combinations of box and file drawers.

Template Pull length:
Steel and Veneer fronts receive 2" pulls on doors and 3" pulls on drawers.
Laminate fronts receive 5" pulls on all doors and drawers.

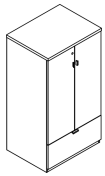
Storage Towers Laminate and Veneer Front - Template Pull

30" Wide Storage Towers

57" High

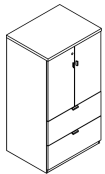
Series 2 Storage

description	type	w	d	h	lock	pattern no.	L1	L2	V1	V2
57" High Double Door tower with one wide drawer		29 7/8"	23 1/2"	56 3/16"	Y	BT3D5730WL(L/V)	\$2,968.	\$3,216.	\$4,889.	\$5,273.



24" and 30" wide double door cabinets may be ordered with a grommet option located in the back of the case by adding a "G" between the 4th and 5th character of the pattern number, example (BT3D**G**6424WL(V)). Add \$100 for this option. **Note**, by adding a "G" option, the cabinet will also receive AV hinged doors.

57" High Double Door tower with two wide drawers		29 7/8"	23 1/2"	56 3/16"	Y	BT3D5730WWL(L/V)	3,337.	3,490.	5,950.	6,417.
--	--	---------	---------	----------	---	-------------------------	--------	--------	--------	--------



24" and 30" wide double door cabinets may be ordered with a grommet option located in the back of the case by adding a "G" between the 4th and 5th character of the pattern number, example (BT3D**G**6424WL(V)). Add \$100 for this option. **Note**, by adding a "G" option, the cabinet will also receive AV hinged doors.

Order Code

Example:	BT3WSLH5730BBFL-VC 113
BT3	Series 2 Veneer Front
WS	Wardrobe and Single Door
LH	Left Hand Access
57	57" High
30	30" Wide
B	Box Drawer
B	Box Drawer
F	File Drawer
L	Locking
VC	Front Finish Medium Grey
113	Case Finish Dark Grey

Specification Information

For non-locking towers, deduct as follows from the list price for each unit: Deduct \$30 for (1) lock unit, \$60 for (2) lock unit, and \$75 for a (3) lock unit. Substitute the "L" suffix with an "N" within the pattern number to designate a non-locking unit, example (RT3WSLH5030BBFN)

- 15" w Side Access and Display towers include (1) lock.
- Single door towers, double door towers, 24" w and 30" w Side Access and Display towers include (2) locks. (Except full-height doors which include (1) lock)
- Front Access (only) towers with wardrobe include (3) locks. (Except full-height doors with wardrobe which include (2) locks)

"M" drawers consisting of a box drawer body with a file drawer head are available by substituting any two "B" or any one "F" character within the pattern number, example (RT3WSLH5030MFN). Multiple "M" drawers may be specified providing they equal the total modules available.

A 6" drawer, behind a cupboard door is available by adding the numeral 1 to the end of the pattern number, example (RT3WSLH6430BBFL1)

Note: 6" drawer behind doors are not available within the wardrobe portion of towers. Drawers behind doors are painted black.

Note: Drawers behind doors list prices are as follows: 1=\$255

Application Notes

Hanging rails and other accessories are not included and must be ordered separately. Hanging rails are included with 24" and 30" wide lateral drawers only. (See *Tower Accessories for pricing and order entry information*)

Half depth adjustable shelves and coat hooks may be ordered separately allowing the cupboard area of the 15", 24" and 30" wide towers to support binders as well as shorter coats. (See *Tower Accessories for pricing and order entry information*)

Note: Laminate/Veneer front towers are comprised of a steel case with wood laminate/veneer fronts and top.

Critical Dimensions

Dimensions under, **w**, **d** and **h** are actual to the nearest 1/16"

42", 50", 57" and 64" Tower Internal Dimensions

- Box and M drawer height: 4 5/16"
- Box and M drawer width: 12 1/16"
- Box and M drawer depth: 18 3/8"
- File drawer height: 9 1/4"
- File drawer width: 12 1/16"
- File drawer depth: 18 3/8"
- Wide drawer height: 9 7/16"
- Wide drawer width: 20 3/4"
- Wide drawer depth: 22 7/8"

Note: All towers are configured from the top down with standard combinations of box and file drawers.

Template Pull length:
Steel and Veneer fronts receive 2" pulls on doors and 3" pulls on drawers.
Laminate fronts receive 5" pulls on all doors and drawers.

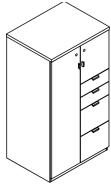
Storage Towers Laminate and Veneer Front - Template Pull

30" Wide Storage Towers

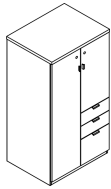
57" High

Series 2 Storage

description	type	w	d	h	lock	pattern no.	L1	L2	V1	V2
57" High tower with two box and two file drawers and door and wardrobe (left hand shown)	left hand	29 ⁷ / ₈ "	23 ¹ / ₂ "	56 ³ / ₁₆ "	Y	BT3WSLH5730BBFLL(V)	\$3,426.	\$3,648.	\$5,385.	\$5,807.
	right hand	29 ⁷ / ₈ "	23 ¹ / ₂ "	56 ³ / ₁₆ "	Y	BT3WSRH5730BBFLL(V)	3,426.	3,648.	5,385.	5,807.



57" High tower with two box and one file drawer and door and wardrobe (left hand shown)	left hand	29 ⁷ / ₈ "	23 ¹ / ₂ "	56 ³ / ₁₆ "	Y	BT3WSLH5730BBFLL(V)	3,187.	3,416.	4,960.	5,346.
	right hand	29 ⁷ / ₈ "	23 ¹ / ₂ "	56 ³ / ₁₆ "	Y	BT3WSRH5730BBFLL(V)	3,187.	3,416.	4,960.	5,346.



Order Code

Example:	BT3WSLH5730BBFLL-VC 113
BT3	Series 2 Veneer Front
WS	Wardrobe and Single Door
LH	Left Hand Access
57	57" High
30	30" Wide
B	Box Drawer
B	Box Drawer
F	File Drawer
L	Locking
VC	Front Finish Medium Grey
113	Case Finish Dark Grey

Specification Information

For non-locking towers, deduct as follows from the list price for each unit: Deduct \$30 for (1) lock unit, \$60 for (2) lock unit, and \$75 for a (3) lock unit. Substitute the "L" suffix with an "N" within the pattern number to designate a non-locking unit, example (RT3WSLH5030BBFN)

- 15" w Side Access and Display towers include (1) lock.
- Single door towers, double door towers, 24" w and 30" w Side Access and Display towers include (2) locks. (Except full-height doors which include (1) lock)
- Front Access (only) towers with wardrobe include (3) locks. (Except full-height doors with wardrobe which include (2) locks)

"M" drawers consisting of a box drawer body with a file drawer head are available by substituting any two "B" or any one "F" character within the pattern number, example (RT3WSLH5030MFN). Multiple "M" drawers may be specified providing they equal the total modules available.

A 6" drawer, behind a cupboard door is available by adding the numeral 1 to the end of the pattern number, example (RT3WSLH6430BBFL1)

Note: 6" drawer behind doors are not available within the wardrobe portion of towers. Drawers behind doors are painted black.

Note: Drawers behind doors list prices are as follows: 1=\$255

Application Notes

Hanging rails and other accessories are not included and must be ordered separately. Hanging rails are included with 24" and 30" wide lateral drawers only. (See *Tower Accessories for pricing and order entry information*)

Half depth adjustable shelves and coat hooks may be ordered separately allowing the cupboard area of the 15", 24" and 30" wide towers to support binders as well as shorter coats. (See *Tower Accessories for pricing and order entry information*)

Note: Laminate/Veneer front towers are comprised of a steel case with wood laminate/veneer fronts and top.

Critical Dimensions

Dimensions under, **w**, **d** and **h** are actual to the nearest ¹/₁₆"

42", 50", 57" and 64" Tower Internal Dimensions

- Box and M drawer height: 4⁵/₁₆"
- Box and M drawer width: 12¹/₁₆"
- Box and M drawer depth: 18³/₈"
- File drawer height: 9¹/₄"
- File drawer width: 12¹/₁₆"
- File drawer depth: 18³/₈"
- Wide drawer height: 9⁹/₁₆"
- Wide drawer width: 20³/₄"
- Wide drawer depth: 22⁷/₈"

Note: All towers are configured from the top down with standard combinations of box and file drawers.

Template Pull length:
Steel and Veneer fronts receive 2" pulls on doors and 3" pulls on drawers.
Laminate fronts receive 5" pulls on all doors and drawers.

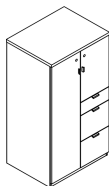
Storage Towers Laminate and Veneer Front - Template Pull

30" Wide Storage Towers

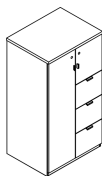
57" High

Series 2 Storage

description	type	w	d	h	lock	pattern no.	L1	L2	V1	V2
57" High tower with one box and two file drawers and door and wardrobe (left hand shown)	left hand	29 ⁷ / ₈ "	23 ¹ / ₂ "	56 ³ / ₁₆ "	Y	BT3WSLH5730BBFL(L/V)	\$3,208.	\$3,434.	\$4,975.	\$5,368.
	right hand	29 ⁷ / ₈ "	23 ¹ / ₂ "	56 ³ / ₁₆ "	Y	BT3WSRH5730BBFL(L/V)	3,208.	3,434.	4,975.	5,368.



57" High tower with three file drawers and door and wardrobe (left hand shown)	left hand	29 ⁷ / ₈ "	23 ¹ / ₂ "	56 ³ / ₁₆ "	Y	BT3WSLH5730FFFL(L/V)	3,206.	3,432.	4,960.	5,347.
	right hand	29 ⁷ / ₈ "	23 ¹ / ₂ "	56 ³ / ₁₆ "	Y	BT3WSRH5730FFFL(L/V)	3,206.	3,432.	4,960.	5,347.



Series 2 Template Front Storage

Order Code

Example:	BT3WSLH5730BBFL-VC 113
BT3	Series 2 Veneer Front
WS	Wardrobe and Single Door
LH	Left Hand Access
57	57" High
30	30" Wide
B	Box Drawer
B	Box Drawer
F	File Drawer
L	Locking
VC	Front Finish Medium Grey
113	Case Finish Dark Grey

Specification Information

For non-locking towers, deduct as follows from the list price for each unit: Deduct \$30 for (1) lock unit, \$60 for (2) lock unit, and \$75 for a (3) lock unit. Substitute the "L" suffix with an "N" within the pattern number to designate a non-locking unit, example (RT3WSLH5030BBFN)

- 15" w Side Access and Display towers include (1) lock.
- Single door towers, double door towers, 24" w and 30" w Side Access and Display towers include (2) locks. (Except full-height doors which include (1) lock)
- Front Access (only) towers with wardrobe include (3) locks. (Except full-height doors with wardrobe which include (2) locks)

"M" drawers consisting of a box drawer body with a file drawer head are available by substituting any two "B" or any one "F" character within the pattern number, example (RT3WSLH5030MFN). Multiple "M" drawers may be specified providing they equal the total modules available.

A 6" drawer, behind a cupboard door is available by adding the numeral 1 to the end of the pattern number, example (RT3WSLH6430BBFL1)

Note: 6" drawer behind doors are not available within the wardrobe portion of towers. Drawers behind doors are painted black.

Note: Drawers behind doors list prices are as follows: 1=\$255

Application Notes

Hanging rails and other accessories are not included and must be ordered separately. Hanging rails are included with 24" and 30" wide lateral drawers only. (See *Tower Accessories for pricing and order entry information*)

Half depth adjustable shelves and coat hooks may be ordered separately allowing the cupboard area of the 15", 24" and 30" wide towers to support binders as well as shorter coats. (See *Tower Accessories for pricing and order entry information*)

Note: Laminate/Veneer front towers are comprised of a steel case with wood laminate/veneer fronts and top.

Critical Dimensions

Dimensions under, **w**, **d** and **h** are actual to the nearest ¹/₁₆"

42", 50", 57" and 64" Tower Internal Dimensions

- Box and M drawer height: 4⁵/₁₆"
- Box and M drawer width: 12¹/₁₆"
- Box and M drawer depth: 18³/₈"
- File drawer height: 9¹/₄"
- File drawer width: 12¹/₁₆"
- File drawer depth: 18³/₈"
- Wide drawer height: 9⁹/₁₆"
- Wide drawer width: 20³/₄"
- Wide drawer depth: 22⁷/₈"

Note: All towers are configured from the top down with standard combinations of box and file drawers.

Template Pull length:
Steel and Veneer fronts receive 2" pulls on doors and 3" pulls on drawers.
Laminate fronts receive 5" pulls on all doors and drawers.

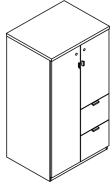
Storage Towers Laminate and Veneer Front - Template Pull

30" Wide Storage Towers

57" High

Series 2 Storage

description	type	w	d	h	lock	pattern no.	L1	L2	V1	V2
57" High tower with two file drawers and door and wardrobe (left hand shown)	left hand	29 ⁷ / ₈ "	23 ¹ / ₂ "	56 ³ / ₁₆ "	Y	BT3WSLH5730FFL(L/V)	\$3,020.	\$3,255.	\$4,608.	\$4,972.
	right hand	29 ⁷ / ₈ "	23 ¹ / ₂ "	56 ³ / ₁₆ "	Y	BT3WSRH5730FFL(L/V)	3,020.	3,255.	4,608.	4,972.



Order Code

Example:	BT3WSLH5730BBFL-VC 113
BT3	Series 2 Veneer Front
WS	Wardrobe and Single Door
LH	Left Hand Access
57	57" High
30	30" Wide
B	Box Drawer
B	Box Drawer
F	File Drawer
L	Locking
VC	Front Finish Medium Grey
113	Case Finish Dark Grey

Specification Information

For non-locking towers, deduct as follows from the list price for each unit: Deduct \$30 for (1) lock unit, \$60 for (2) lock unit, and \$75 for a (3) lock unit. Substitute the "L" suffix with an "N" within the pattern number to designate a non-locking unit, example (RT3WSLH5030BBFN)

- 15" w Side Access and Display towers include (1) lock.
- Single door towers, double door towers, 24" w and 30" w Side Access and Display towers include (2) locks. (Except full-height doors which include (1) lock)
- Front Access (only) towers with wardrobe include (3) locks. (Except full-height doors with wardrobe which include (2) locks)

"M" drawers consisting of a box drawer body with a file drawer head are available by substituting any two "B" or any one "F" character within the pattern number, example (RT3WSLH5030MFN). Multiple "M" drawers may be specified providing they equal the total modules available.

A 6" drawer, behind a cupboard door is available by adding the numeral 1 to the end of the pattern number, example (RT3WSLH6430BBFL1)

Note: 6" drawer behind doors are not available within the wardrobe portion of towers. Drawers behind doors are painted black.

Note: Drawers behind doors list prices are as follows: 1=\$255

Application Notes

Hanging rails and other accessories are not included and must be ordered separately. Hanging rails are included with 24" and 30" wide lateral drawers only. (See *Tower Accessories for pricing and order entry information*)

Half depth adjustable shelves and coat hooks may be ordered separately allowing the cupboard area of the 15", 24" and 30" wide towers to support binders as well as shorter coats. (See *Tower Accessories for pricing and order entry information*)

Note: Laminate/Veneer front towers are comprised of a steel case with wood laminate/veneer fronts and top.

Critical Dimensions

Dimensions under, **w**, **d** and **h** are actual to the nearest ¹/₁₆"

42", 50", 57" and 64" Tower Internal Dimensions

- Box and M drawer height: 4⁵/₁₆"
- Box and M drawer width: 12¹/₁₆"
- Box and M drawer depth: 18³/₈"
- File drawer height: 9¹/₄"
- File drawer width: 12¹/₁₆"
- File drawer depth: 18³/₈"
- Wide drawer height: 9⁹/₁₆"
- Wide drawer width: 20³/₄"
- Wide drawer depth: 22⁷/₈"

Note: All towers are configured from the top down with standard combinations of box and file drawers.

Template Pull length:
Steel and Veneer fronts receive 2" pulls on doors and 3" pulls on drawers.
Laminate fronts receive 5" pulls on all doors and drawers.

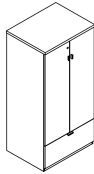
Storage Towers Laminate and Veneer Front - Template Pull

30" Wide Storage Towers

64" High

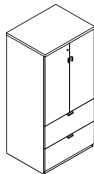
Series 2 Storage

description	type	w	d	h	lock	pattern no.	L1	L2	V1	V2
64" High Double Door tower with one wide drawer		29 7/8"	23 1/2"	63 5/16"	Y	BT3D6430WL(L/V)	\$2,978.	\$3,224.	\$4,994.	\$5,382.



24" and 30" wide double door cabinets may be ordered with a grommet option located in the back of the case by adding a "G" between the 4th and 5th character of the pattern number, example (BT3D**G**6424WL(V)). Add \$100 for this option. **Note**, by adding a "G" option, the cabinet will also receive AV hinged doors.

64" High Double Door tower with two wide drawers		29 7/8"	23 1/2"	63 5/16"	Y	BT3D6430WWL(L/V)	3,371.	3,603.	5,993.	6,462.
--	--	---------	---------	----------	---	-------------------------	--------	--------	--------	--------



24" and 30" wide double door cabinets may be ordered with a grommet option located in the back of the case by adding a "G" between the 4th and 5th character of the pattern number, example (BT3D**G**6424WL(V)). Add \$100 for this option. **Note**, by adding a "G" option, the cabinet will also receive AV hinged doors.

Order Code

Example:	BT3WSLH5730BBFL-VC 113
BT3	Series 2 Veneer Front
WS	Wardrobe and Single Door
LH	Left Hand Access
57	57" High
30	30" Wide
B	Box Drawer
B	Box Drawer
F	File Drawer
L	Locking
VC	Front Finish Medium Grey
113	Case Finish Dark Grey

Specification Information

For non-locking towers, deduct as follows from the list price for each unit: Deduct \$30 for (1) lock unit, \$60 for (2) lock unit, and \$75 for a (3) lock unit. Substitute the "L" suffix with an "N" within the pattern number to designate a non-locking unit, example (RT3WSLH5030BBFN)

- 15" w Side Access and Display towers include (1) lock.
- Single door towers, double door towers, 24" w and 30" w Side Access and Display towers include (2) locks. (Except full-height doors which include (1) lock)
- Front Access (only) towers with wardrobe include (3) locks. (Except full-height doors with wardrobe which include (2) locks)

"M" drawers consisting of a box drawer body with a file drawer head are available by substituting any two "B" or any one "F" character within the pattern number, example (RT3WSLH5030MFN). Multiple "M" drawers may be specified providing they equal the total modules available.

A 6" drawer, behind a cupboard door is available by adding the numeral 1 to the end of the pattern number, example (RT3WSLH6430BBFL1)

Note: 6" drawer behind doors are not available within the wardrobe portion of towers. Drawers behind doors are painted black.

Note: Drawers behind doors list prices are as follows: 1=\$255

Application Notes

Hanging rails and other accessories are not included and must be ordered separately. Hanging rails are included with 24" and 30" wide lateral drawers only. (See *Tower Accessories for pricing and order entry information*)

Half depth adjustable shelves and coat hooks may be ordered separately allowing the cupboard area of the 15", 24" and 30" wide towers to support binders as well as shorter coats. (See *Tower Accessories for pricing and order entry information*)

Note: Laminate/Veneer front towers are comprised of a steel case with wood laminate/veneer fronts and top.

Critical Dimensions

Dimensions under, **w**, **d** and **h** are actual to the nearest 1/16"

42", 50", 57" and 64" Tower Internal Dimensions

- Box and M drawer height: 4 5/16"
- Box and M drawer width: 12 1/16"
- Box and M drawer depth: 18 3/8"
- File drawer height: 9 1/4"
- File drawer width: 12 1/16"
- File drawer depth: 18 3/8"
- Wide drawer height: 9 9/16"
- Wide drawer width: 20 3/4"
- Wide drawer depth: 22 7/8"

Note: All towers are configured from the top down with standard combinations of box and file drawers.

Template Pull length:
Steel and Veneer fronts receive 2" pulls on doors and 3" pulls on drawers.
Laminate fronts receive 5" pulls on all doors and drawers.

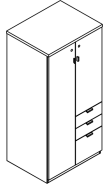
Storage Towers Laminate and Veneer Front - Template Pull

30" Wide Storage Towers

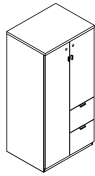
64" High

Series 2 Storage

description	type	w	d	h	lock	pattern no.	L1	L2	V1	V2
64" High tower with two box and one file drawer and door and wardrobe (left hand shown)	left hand	29 ⁷ / ₈ "	23 ¹ / ₂ "	63 ⁵ / ₁₆ "	Y	BT3WSLH6430BBFL(L/V)	\$3,195.	\$3,440.	\$5,049.	\$5,446.
	right hand	29 ⁷ / ₈ "	23 ¹ / ₂ "	63 ⁵ / ₁₆ "	Y	BT3WSRH6430BBFL(L/V)	3,195.	3,440.	5,049.	5,446.



64" High tower with two file drawers and door and wardrobe (left hand shown)	left hand	29 ⁷ / ₈ "	23 ¹ / ₂ "	63 ⁵ / ₁₆ "	Y	BT3WSLH6430FFL(L/V)	3,029.	3,278.	4,708.	5,078.
	right hand	29 ⁷ / ₈ "	23 ¹ / ₂ "	63 ⁵ / ₁₆ "	Y	BT3WSRH6430FFL(L/V)	3,029.	3,278.	4,708.	5,078.



Order Code

Example:	BT3WSLH5730BBFL-VC 113
BT3	Series 2 Veneer Front
WS	Wardrobe and Single Door
LH	Left Hand Access
57	57" High
30	30" Wide
B	Box Drawer
B	Box Drawer
F	File Drawer
L	Locking
VC	Front Finish Medium Grey
113	Case Finish Dark Grey

Specification Information

For non-locking towers, deduct as follows from the list price for each unit: Deduct \$30 for (1) lock unit, \$60 for (2) lock unit, and \$75 for a (3) lock unit. Substitute the "L" suffix with an "N" within the pattern number to designate a non-locking unit, example (RT3WSLH5030BBFN)

- 15" w Side Access and Display towers include (1) lock.
- Single door towers, double door towers, 24" w and 30" w Side Access and Display towers include (2) locks. (Except full-height doors which include (1) lock)
- Front Access (only) towers with wardrobe include (3) locks. (Except full-height doors with wardrobe which include (2) locks)

"M" drawers consisting of a box drawer body with a file drawer head are available by substituting any two "B" or any one "F" character within the pattern number, example (RT3WSLH5030MFN). Multiple "M" drawers may be specified providing they equal the total modules available.

A 6" drawer, behind a cupboard door is available by adding the numeral 1 to the end of the pattern number, example (RT3WSLH6430BBFL1)

Note: 6" drawer behind doors are not available within the wardrobe portion of towers. Drawers behind doors are painted black.

Note: Drawers behind doors list prices are as follows: 1=\$255

Application Notes

Hanging rails and other accessories are not included and must be ordered separately. Hanging rails are included with 24" and 30" wide lateral drawers only. (See *Tower Accessories for pricing and order entry information*)

Half depth adjustable shelves and coat hooks may be ordered separately allowing the cupboard area of the 15", 24" and 30" wide towers to support binders as well as shorter coats. (See *Tower Accessories for pricing and order entry information*)

Note: Laminate/Veneer front towers are comprised of a steel case with wood laminate/veneer fronts and top.

Critical Dimensions

Dimensions under, **w**, **d** and **h** are actual to the nearest ¹/₁₆"

42", 50", 57" and 64" Tower Internal Dimensions

- Box and M drawer height: 4⁵/₁₆"
- Box and M drawer width: 12¹/₁₆"
- Box and M drawer depth: 18³/₈"
- File drawer height: 9¹/₄"
- File drawer width: 12¹/₁₆"
- File drawer depth: 18³/₈"
- Wide drawer height: 9⁹/₁₆"
- Wide drawer width: 20³/₄"
- Wide drawer depth: 22⁷/₈"

Note: All towers are configured from the top down with standard combinations of box and file drawers.

Template Pull length:
Steel and Veneer fronts receive 2" pulls on doors and 3" pulls on drawers.
Laminate fronts receive 5" pulls on all doors and drawers.

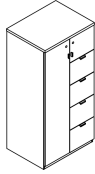
Storage Towers Laminate and Veneer Front - Template Pull

30" Wide Storage Towers

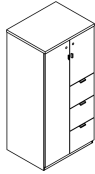
64" High

Series 2 Storage

description	type	w	d	h	lock	pattern no.	L1	L2	V1	V2
64" High tower with four file drawers and door and wardrobe (left hand shown)	left hand	29 ⁷ / ₈ "	23 ¹ / ₂ "	63 ⁵ / ₁₆ "	Y	BT3WSLH6430FFFL(L/V)	\$3,481.	\$3,721.	\$5,593.	\$6,032.
	right hand	29 ⁷ / ₈ "	23 ¹ / ₂ "	63 ⁵ / ₁₆ "	Y	BT3WSRH6430FFFL(L/V)	3,481.	3,721.	5,593.	6,032.



64" High tower with three file drawers and door and wardrobe (left hand shown)	left hand	29 ⁷ / ₈ "	23 ¹ / ₂ "	63 ⁵ / ₁₆ "	Y	BT3WSLH6430FFFL(L/V)	3,212.	3,454.	5,094.	5,497.
	right hand	29 ⁷ / ₈ "	23 ¹ / ₂ "	63 ⁵ / ₁₆ "	Y	BT3WSRH6430FFFL(L/V)	3,212.	3,454.	5,094.	5,497.



Series 2 Template Front Storage

Order Code

Example:	BT3WSLH5730BBFL-VC 113
BT3	Series 2 Veneer Front
WS	Wardrobe and Single Door
LH	Left Hand Access
57	57" High
30	30" Wide
B	Box Drawer
B	Box Drawer
F	File Drawer
L	Locking
VC	Front Finish Medium Grey
113	Case Finish Dark Grey

Specification Information

For non-locking towers, deduct as follows from the list price for each unit: Deduct \$30 for (1) lock unit, \$60 for (2) lock unit, and \$75 for a (3) lock unit. Substitute the "L" suffix with an "N" within the pattern number to designate a non-locking unit, example (RT3WSLH5030BBFN)

- 15" w Side Access and Display towers include (1) lock.
- Single door towers, double door towers, 24" w and 30" w Side Access and Display towers include (2) locks. (Except full-height doors which include (1) lock)
- Front Access (only) towers with wardrobe include (3) locks. (Except full-height doors with wardrobe which include (2) locks)

"M" drawers consisting of a box drawer body with a file drawer head are available by substituting any two "B" or any one "F" character within the pattern number, example (RT3WSLH5030MFN). Multiple "M" drawers may be specified providing they equal the total modules available.

A 6" drawer, behind a cupboard door is available by adding the numeral 1 to the end of the pattern number, example (RT3WSLH6430BBFL1)

Note: 6" drawer behind doors are not available within the wardrobe portion of towers. Drawers behind doors are painted black.

Note: Drawers behind doors list prices are as follows: 1=\$255

Application Notes

Hanging rails and other accessories are not included and must be ordered separately. Hanging rails are included with 24" and 30" wide lateral drawers only. (See *Tower Accessories for pricing and order entry information*)

Half depth adjustable shelves and coat hooks may be ordered separately allowing the cupboard area of the 15", 24" and 30" wide towers to support binders as well as shorter coats. (See *Tower Accessories for pricing and order entry information*)

Note: Laminate/Veneer front towers are comprised of a steel case with wood laminate/veneer fronts and top.

Critical Dimensions

Dimensions under, **w**, **d** and **h** are actual to the nearest ¹/₁₆"

42", 50", 57" and 64" Tower Internal Dimensions

- Box and M drawer height: 4⁵/₁₆"
- Box and M drawer width: 12¹/₁₆"
- Box and M drawer depth: 18³/₈"
- File drawer height: 9¹/₄"
- File drawer width: 12¹/₁₆"
- File drawer depth: 18³/₈"
- Wide drawer height: 9⁹/₁₆"
- Wide drawer width: 20³/₄"
- Wide drawer depth: 22⁷/₈"

Note: All towers are configured from the top down with standard combinations of box and file drawers.

Template Pull length:
Steel and Veneer fronts receive 2" pulls on doors and 3" pulls on drawers.
Laminate fronts receive 5" pulls on all doors and drawers.

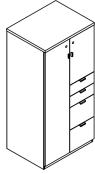
Storage Towers Laminate and Veneer Front - Template Pull

30" Wide Storage Towers

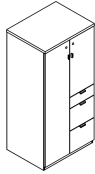
64" High

Series 2 Storage

description	type	w	d	h	lock	pattern no.	L1	L2	V1	V2
64" High tower with two box and two file drawers and door and wardrobe (left hand shown)	left hand	29 ⁷ / ₈ "	23 ¹ / ₂ "	63 ⁵ / ₁₆ "	Y	BT3WSLH6430BBFFL(L/V)	\$3,477.	\$3,717.	\$5,523.	\$5,957.
	right hand	29 ⁷ / ₈ "	23 ¹ / ₂ "	63 ⁵ / ₁₆ "	Y	BT3WSRH6430BBFFL(L/V)	3,477.	3,717.	5,523.	5,957.



64" High tower with one box and two file drawers and door and wardrobe (left hand shown)	left hand	29 ⁷ / ₈ "	23 ¹ / ₂ "	63 ⁵ / ₁₆ "	Y	BT3WSLH6430BBFFL(L/V)	3,215.	3,457.	5,116.	5,520.
	right hand	29 ⁷ / ₈ "	23 ¹ / ₂ "	63 ⁵ / ₁₆ "	Y	BT3WSRH6430BBFFL(L/V)	3,215.	3,457.	5,116.	5,520.



Order Code

Example:	BT3WSLH5730BBFL-VC 113
BT3	Series 2 Veneer Front
WS	Wardrobe and Single Door
LH	Left Hand Access
57	57" High
30	30" Wide
B	Box Drawer
B	Box Drawer
F	File Drawer
L	Locking
VC	Front Finish Medium Grey
113	Case Finish Dark Grey

Specification Information

For non-locking towers, deduct as follows from the list price for each unit: Deduct \$30 for (1) lock unit, \$60 for (2) lock unit, and \$75 for a (3) lock unit. Substitute the "L" suffix with an "N" within the pattern number to designate a non-locking unit, example (RT3WSLH5030BBFN)

- 15" w Side Access and Display towers include (1) lock.
- Single door towers, double door towers, 24" w and 30" w Side Access and Display towers include (2) locks. (Except full-height doors which include (1) lock)
- Front Access (only) towers with wardrobe include (3) locks. (Except full-height doors with wardrobe which include (2) locks)

"M" drawers consisting of a box drawer body with a file drawer head are available by substituting any two "B" or any one "F" character within the pattern number, example (RT3WSLH5030MFN). Multiple "M" drawers may be specified providing they equal the total modules available.

A 6" drawer, behind a cupboard door is available by adding the numeral 1 to the end of the pattern number, example (RT3WSLH6430BBFL1)

Note: 6" drawer behind doors are not available within the wardrobe portion of towers. Drawers behind doors are painted black.

Note: Drawers behind doors list prices are as follows: 1=\$255

Application Notes

Hanging rails and other accessories are not included and must be ordered separately. Hanging rails are included with 24" and 30" wide lateral drawers only. (See *Tower Accessories for pricing and order entry information*)

Half depth adjustable shelves and coat hooks may be ordered separately allowing the cupboard area of the 15", 24" and 30" wide towers to support binders as well as shorter coats. (See *Tower Accessories for pricing and order entry information*)

Note: Laminate/Veneer front towers are comprised of a steel case with wood laminate/veneer fronts and top.

Critical Dimensions

Dimensions under, **w**, **d** and **h** are actual to the nearest ¹/₁₆"

42", 50", 57" and 64" Tower Internal Dimensions

- Box and M drawer height: 4⁵/₁₆"
- Box and M drawer width: 12¹/₁₆"
- Box and M drawer depth: 18³/₈"
- File drawer height: 9¹/₄"
- File drawer width: 12¹/₁₆"
- File drawer depth: 18³/₈"
- Wide drawer height: 9⁹/₁₆"
- Wide drawer width: 20³/₄"
- Wide drawer depth: 22⁷/₈"

Note: All towers are configured from the top down with standard combinations of box and file drawers.

Template Pull length:
Steel and Veneer fronts receive 2" pulls on doors and 3" pulls on drawers.
Laminate fronts receive 5" pulls on all doors and drawers.

Pedestals Open and Steel Front - Template Pull

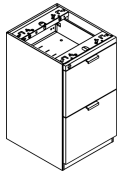
Floorstanding Pedestals

Series 2 Storage

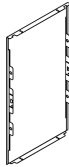
description	w	d	h	lock	pattern no.	P1	P2	P3
Floorstanding Pedestal with two box and one file drawer with lock	14 ⁷ / ₈ "	17 ¹ / ₄ "	26 ⁷ / ₈ "	Y	BS2PFL18A(S/L/V)	\$853.	\$982.	\$1,024.
	14 ⁷ / ₈ "	23 ¹ / ₄ "	26 ⁷ / ₈ "	Y	BS2PFL24A(S/L/V)	732.	844.	878.
	14 ⁷ / ₈ "	29 ¹ / ₄ "	26 ⁷ / ₈ "	Y	BS2PFL30A(S/L/V)	985.	1,134.	1,188.



Floorstanding Pedestal with two file drawers with lock	14 ⁷ / ₈ "	17 ¹ / ₄ "	26 ⁷ / ₈ "	Y	BS2PFL18B(S/L/V)	821.	946.	985.
	14 ⁷ / ₈ "	23 ¹ / ₄ "	26 ⁷ / ₈ "	Y	BS2PFL24B(S/L/V)	694.	800.	832.
	14 ⁷ / ₈ "	29 ¹ / ₄ "	26 ⁷ / ₈ "	Y	BS2PFL30B(S/L/V)	943.	1,084.	1,130.



Series 2 Floorstanding Pedestal Case Back	14 ⁷ / ₈ "	N/A	26 ⁷ / ₈ "	N/A	DS2XPB	108.	122.	125.
---	----------------------------------	-----	----------------------------------	-----	---------------	------	------	------



Series 2 Template Front Storage

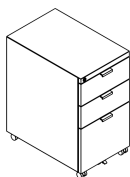
Order Code	Specification Information	Application Notes	Critical Dimensions
Example: BS2PFL24AS-117			
BS2 Series 2 Steel Front	Deduct \$15 from the list price for non-locking units. Substitute the "L" with a "N" within the pattern number to designate a non-locking unit, <i>example</i> (DS2PFN18A).	Hanging rails and other accessories are not included and must be ordered separately. (<i>See pedestal accessories page (231), for pricing and ordering information</i>)	Dimensions under, w , d and h are actual to the nearest 1/16"
PF Pedestal Floorstanding			
L Locking	Note: 24" deep floorstanding pedestals do not include a back panel. Back panels must be ordered separately. 18" and 30" floorstanding pedestals have backs standard. Add an "F" to the end of the pattern number to receive full extension slides on all box drawers. Upcharge is \$25 list per pedestal.	Add a "Y" to the end of the pattern number to specify a front color that is different than the case color. P3 pricing automatically applies for all colors when utilizing this option. Template Pull length: Steel and Veneer fronts receive 2" pulls on doors and 3" pulls on drawers. Laminate fronts receive 5" pulls on all doors and drawers.	24" Deep Floorstanding Pedestal Internal Drawer Dimensions <ul style="list-style-type: none"> • Box drawer height: 4³/₁₆" • Box drawer width: 12¹/₁₆" • Box drawer depth: 18³/₈" • File drawer height: 9¹/₄" • File drawer width: 12¹/₁₆" • File drawer depth: 18³/₈"
24 Depth			
A Box/Box/File			
S Steel Front			
117 Soft Grey paint finish			

Pedestals Open and Steel Front - Template Pull

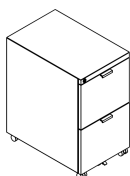
Mobile Pedestals

Series 2 Storage

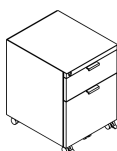
description	w	d	h	pattern no.	P1	P2	P3
Mobile Pedestal with two box and one file drawer	14 ⁷ / ₈ "	16 ³ / ₄ "	26 ³ / ₈ "	BS2PML18AS	\$1,377.	\$1,582.	\$1,649.
	14 ⁷ / ₈ "	22 ³ / ₄ "	26 ³ / ₈ "	BS2PML24AS	976.	1,126.	1,176.



Mobile Pedestal with two file drawers	14 ⁷ / ₈ "	16 ³ / ₄ "	26 ³ / ₈ "	BS2PML18BS	1,334.	1,535.	1,602.
	14 ⁷ / ₈ "	22 ³ / ₄ "	26 ³ / ₈ "	BS2PML24BS	976.	1,126.	1,176.



Mobile Pedestal with one box and one file drawer	14 ⁷ / ₈ "	16 ³ / ₄ "	20 ³ / ₈ "	BS2PML18FS	1,223.	1,408.	1,467.
	14 ⁷ / ₈ "	22 ³ / ₄ "	20 ³ / ₈ "	BS2PML24FS	876.	1,009.	1,050.



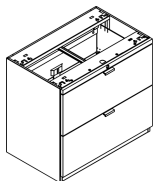
Order Code	Specification Information	Application Notes	Critical Dimensions
Example: DS2PML24A-117			
DS2 Series 2 Steel Front	Add \$55 list for Mobile Handle. Add a " P " between the " L " lock code and the case size to designate the handle option, <i>example</i> (DS2PMLP24A)	Hanging rails and other accessories are not included and must be ordered separately. (<i>See pedestal accessories page (231), for pricing and ordering information</i>)	Dimensions under, w , d and h are actual to the nearest 1/16"
PM Pedestal Mobile			24" Deep Floorstanding Pedestal Internal Drawer Dimensions
L Locking			<ul style="list-style-type: none"> Box drawer height: 4³/₁₆" Box drawer width: 12¹/₁₆" Box drawer depth: 18³/₈" File drawer height: 9¹/₄" File drawer width: 12¹/₁₆" File drawer depth: 18³/₈"
24 Depth	Deduct \$35 list for units without a top. Add an " O " in place of the " M " in the pattern number to designate the no-top option, <i>example</i> (DS2POL18A)	Add a " Y " to the end of the pattern number to specify a front color that is different than the case color. P3 pricing automatically applies for all colors when utilizing this option.	
A Box/Box/File			
S Steel Front			
117 Soft Grey paint finish	Add an " F " to the end of the pattern number to receive full extension slides on all box drawers. Upcharge is \$25 list per pedestal.	Template Pull length: Steel and Veneer fronts receive 2" pulls on doors and 3" pulls on drawers. Laminate fronts receive 5" pulls on all doors and drawers.	

Pedestals Open and Steel Front - Template Pull

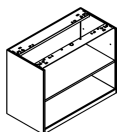
Double Wide Pedestals

Series 2 Storage

description	w	d	h	pattern no.	P1	P2	P3
Doublewide Pedestal with two file drawers	30"	18 ³ / ₄ "	26 ⁷ / ₈ "	BS2DW30LS	\$1,297.	\$1,490.	\$1,554.
	36"	18 ³ / ₄ "	26 ⁷ / ₈ "	BS2DW36LS	1,369.	1,574.	1,643.



Doublewide Pedestal open	18"	18 ³ / ₄ "	26 ⁷ / ₈ "	BS2DW18O	817.	939.	980.
	24"	18 ³ / ₄ "	26 ⁷ / ₈ "	BS2DW24O	853.	981.	1,024.
	30"	18 ³ / ₄ "	26 ⁷ / ₈ "	BS2DW30O	867.	997.	1,040.
	36"	18 ³ / ₄ "	26 ⁷ / ₈ "	BS2DW36O	921.	1,060.	1,106.



Series 2 Template Front Storage

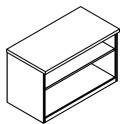
Order Code	Specification Information	Application Notes	Critical Dimensions
Example: DS2DW30L-117	Deduct \$20 from the list price for non-locking units. Substitute the “ L ” suffix with an “ N ” within the pattern number to designate a non-locking unit, <i>example</i> (DS2DW36L).	Doublewide pedestals are not intended for freestanding use and must be secured beneath a panel supported worksurface. (<i>See Calibre lateral files price list for two drawer files that can be used for freestanding applications</i>) Add a “Y” to the end of the pattern number to specify a front color that is different than the case color. P3 pricing automatically applies for all colors when utilizing this option. Template Pull length: Steel and Veneer fronts receive 2” pulls on doors and 3” pulls on drawers. Laminate fronts receive 5” pulls on all doors and drawers.	Dimensions under, w , d and h are actual to the nearest 1/16”.
DS2 Series 2 Steel Front			Doublewide Pedestal Internal Drawer Dimensions
DW Doublewide Pedestal			<ul style="list-style-type: none">• Lateral drawer height: 9¾”• Lateral drawer width: 26¾” and 32¾”• Lateral drawer depth: 15¾”
30 30” wide			
L Locking			
S Steel Front			
117 Soft Grey paint finish			

Credenzas Open, Steel and Laminate Front - Template Pull

Credenza - Single Open Unit

Series 2 Storage

description	w	d	h	configuration	pattern no.	L1	L2
Credenza - Single Open Unit	18"	18 ³ / ₄ "	22 ¹ / ₂ "	18" open	BS2C2218O	\$931.	\$941.
	24"	18 ³ / ₄ "	22 ¹ / ₂ "	24" open	BS2C2224O	942.	1,006.
	30"	18 ³ / ₄ "	22 ¹ / ₂ "	30" open	BS2C2230O	935.	1,016.
	36"	18 ³ / ₄ "	22 ¹ / ₂ "	36" open	BS2C2236O	986.	1,097.

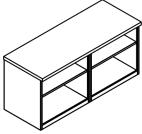


Order Code	Specification Information	Application Notes	Critical Dimensions
Example: BS2C2230BL(S/L)	Credenzas are non-handed upon specification. Configurations containing 2 units may be arranged as left or right handed upon installation. Ganging hardware (provided) attaches units from the underside, allowing units to be converted in the future.	Credenza units may be used in freestanding position. Complete units without drawers do not require counterweight. Units with drawers may require counterweight in freestanding position. Refer to <i>Series 2 Overview - Series 2 Credenza</i> section for specifics.	<p>Dimensions under, w, d and h are actual to the nearest ¹/₁₆".</p> <p>Credenza Internal Drawer Dimensions</p> <ul style="list-style-type: none"> • Lateral drawer height: 9³/₄" • Lateral drawer width: 26³/₄" and 32³/₄" • Lateral drawer depth: 15³/₄"
BS2 Template Front			
C22 Credenza 22" high			
30 30 wide			
B Box/File configuration			
L Locking	For Open and Steel front: L1/L2 pricing is based on top finish. For Laminate front: L1/L2 pricing is based on top and front finish.	Extended leveler kit may be specified separately for units overlaying table foot.	
(S/L) Steel or Laminate front			
		Template Pull length: Credenzas with Steel and Laminate fronts receive 5" pulls on drawers.	

Credenzas Open, Steel and Laminate Front - Template Pull

Credenza - Double Open Unit

Series 2 Storage

description	w	d	h	configuration	pattern no.	L1	L2
 Credenza - Double Open Unit	36"	18 ³ / ₄ "	22 ¹ / ₂ "	18" + 18" open	BS2C2236O18O18	\$1,443.	\$1,542.
	42"	18 ³ / ₄ "	22 ¹ / ₂ "	18" + 24" open	BS2C2242O24O18	1,509.	1,609.
	48"	18 ³ / ₄ "	22 ¹ / ₂ "	24" + 24" open	BS2C2248O24O24	1,599.	1,708.
	48"	18 ³ / ₄ "	22 ¹ / ₂ "	30" + 18" open	BS2C2248O30O18	1,580.	1,688.
	54"	18 ³ / ₄ "	22 ¹ / ₂ "	30" + 24" open	BS2C2254O30O24	1,630.	1,754.
	54"	18 ³ / ₄ "	22 ¹ / ₂ "	36" + 18" open	BS2C2254O36O18	1,648.	1,772.
	60"	18 ³ / ₄ "	22 ¹ / ₂ "	30" + 30" open	BS2C2260O30O30	1,658.	1,800.
	60"	18 ³ / ₄ "	22 ¹ / ₂ "	36" + 24" open	BS2C2260O36O24	1,622.	1,763.
	66"	18 ³ / ₄ "	22 ¹ / ₂ "	36" + 30" open	BS2C2266O36O30	1,726.	1,879.
	72"	18 ³ / ₄ "	22 ¹ / ₂ "	36" + 36" open	BS2C2272O36O36	1,759.	1,928.

Series 2 Template Front Storage

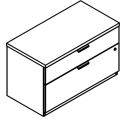
Order Code	Specification Information	Application Notes	Critical Dimensions
Example: BS2C2230BL(S/L)	Credenzas are non-handed upon specification. Configurations containing 2 units may be arranged as left or right handed upon installation. Ganging hardware (provided) attaches units from the underside, allowing units to be converted in the future. For Steel front: L1/L2 pricing is based on top finish. For Laminate front: L1/L2 pricing is based on top and front finish.	Credenza units may be used in freestanding position. Complete units without drawers do not require counterweight. Units with drawers require counterweight in freestanding position. Template Pull length: Credenzas with Steel and Laminate fronts receive 5" pulls on drawers.	Dimensions under, w , d and h are actual to the nearest ¹ / ₁₆ ". Credenza Internal Drawer Dimensions <ul style="list-style-type: none"> • Lateral drawer height: 9³/₄" • Lateral drawer width: 26³/₄" and 32³/₄" • Lateral drawer depth: 15³/₄"
BS2 Template Front			
C22 Credenza 22" high			
30 30 wide			
B Box/File configuration			
L Locking			
(S/L) Steel or Laminate front			

Credenzas Open, Steel and Laminate Front - Template Pull

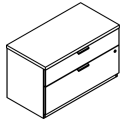
Credenza - Single Box/File Unit

Series 2 Storage

description	w	d	h	configuration	pattern no.	L1	L2
Credenza - Single Box/File Unit, Steel Front	30"	18 ³ / ₄ "	22 ¹ / ₂ "	30" box/file	BS2C2230BLS	\$1,374.	\$1,600.
	36"	18 ³ / ₄ "	22 ¹ / ₂ "	36" box/file	BS2C2236BLS	1,427.	1,684.



Credenza - Single Box/File Unit, Laminate Front	30"	18 ³ / ₄ "	22 ¹ / ₂ "	30" box/file	BS2C2230BLL	1,534.	1,724.
	36"	18 ³ / ₄ "	22 ¹ / ₂ "	36" box/file	BS2C2236BLL	1,631.	1,843.



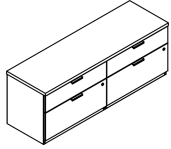
Order Code	Specification Information	Application Notes	Critical Dimensions
Example: BS2C2230BL(S/L)	Credenzas are non-handed upon specification. Configurations containing 2 units may be arranged as left or right handed upon installation. Ganging hardware (provided) attaches units from the underside, allowing units to be converted in the future. For Steel front: L1/L2 pricing is based on top finish. For Laminate front: L1/L2 pricing is based on top and front finish.	Credenza units may be used in freestanding position. Complete units without drawers do not require counterweight. Units with drawers require counterweight in freestanding position. Template Pull length: Credenzas with Steel and Laminate fronts receive 5" pulls on drawers.	Dimensions under, w , d and h are actual to the nearest ¹ / ₁₆ ". Credenza Internal Drawer Dimensions <ul style="list-style-type: none"> • Lateral drawer height: 9³/₄" • Lateral drawer width: 26³/₄" and 32³/₄" • Lateral drawer depth: 15³/₄"
BS2			
C22			
30			
B			
L			
(S/L)			

Credenzas Open, Steel and Laminate Front - Template Pull

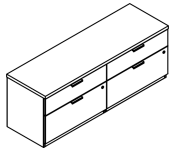
Credenza - Double Box/File Unit

Series 2 Storage

description	w	d	h	configuration	pattern no.	L1	L2
Credenza - Double Box/File Unit, Steel Front	60"	18 ³ / ₄ "	22 ¹ / ₂ "	30" + 30" box/file	BS2C2260B30B30LS	\$2,631.	\$2,820.
	66"	18 ³ / ₄ "	22 ¹ / ₂ "	36" + 30" box/file	BS2C2266B36B30LS	2,769.	2,941.
	72"	18 ³ / ₄ "	22 ¹ / ₂ "	36" + 36" box/file	BS2C2272B36B36LS	2,773.	2,991.



Credenza - Double Box/File Unit, Laminate Front	60"	18 ³ / ₄ "	22 ¹ / ₂ "	30" + 30" box/file	BS2C2260B30B30LL	2,964.	3,159.
	66"	18 ³ / ₄ "	22 ¹ / ₂ "	36" + 30" box/file	BS2C2266B36B30LL	3,157.	3,325.
	72"	18 ³ / ₄ "	22 ¹ / ₂ "	36" + 36" box/file	BS2C2272B36B36LL	3,216.	3,308.



Series 2 Template Front Storage

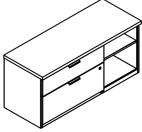
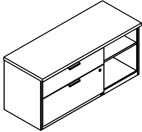
Order Code	Specification Information	Application Notes	Critical Dimensions
Example: BS2C2230BL(S/L)	Credenzas are non-handed upon specification. Configurations containing 2 units may be arranged as left or right handed upon installation. Ganging hardware (provided) attaches units from the underside, allowing units to be converted in the future.	Credenza units may be used in freestanding position. Complete units without drawers do not require counterweight. Units with drawers require counterweight in freestanding position.	Dimensions under, w , d and h are actual to the nearest ¹ / ₁₆ ".
BS2 Template Front			
C22 Credenza 22" high	For Steel front: L1/L2 pricing is based on top finish. For Laminate front: L1/L2 pricing is based on top and front finish.	Template Pull length: Credenzas with Steel and Laminate fronts receive 5" pulls on drawers.	Credenza Internal Drawer Dimensions
30 30 wide			
B Box/File configuration			
L Locking			
(S/L) Steel or Laminate front			

- Lateral drawer height: 9³/₄"
- Lateral drawer width: 26³/₄" and 32³/₄"
- Lateral drawer depth: 15³/₄"

Credenzas Open, Steel and Laminate Front - Template Pull

Credenza - Box/File with Open Unit

Series 2 Storage

description	w	d	h	configuration	pattern no.	L1	L2
Credenza - Box/File with Open Unit, Steel Front 	48"	18 ³ / ₄ "	22 ¹ / ₂ "	30" box/file + 18" open	BS2C2248B30O18LS	\$2,017.	\$2,126.
	54"	18 ³ / ₄ "	22 ¹ / ₂ "	30" box/file + 24" open	BS2C2254B30O24LS	2,067.	2,194.
	54"	18 ³ / ₄ "	22 ¹ / ₂ "	36" box/file + 18" open	BS2C2254B36O18LS	2,086.	2,214.
	60"	18 ³ / ₄ "	22 ¹ / ₂ "	30" box/file + 30" open	BS2C2260B30O30LS	2,062.	2,204.
	60"	18 ³ / ₄ "	22 ¹ / ₂ "	36" box/file + 24" open	BS2C2260B36O24LS	2,100.	2,242.
	66"	18 ³ / ₄ "	22 ¹ / ₂ "	30" box/file + 36" open	BS2C2266B30O36LS	2,167.	2,320.
	66"	18 ³ / ₄ "	22 ¹ / ₂ "	36" box/file + 30" open	BS2C2266B36O30LS	2,168.	2,321.
	72"	18 ³ / ₄ "	22 ¹ / ₂ "	36" box/file + 36" open	BS2C2272B36O36LS	2,200.	2,369.
Credenza - Box/File with Open Unit, Laminate Front 	48"	18 ³ / ₄ "	22 ¹ / ₂ "	30" box/file + 18" open	BS2C2248B30O18LL	2,142.	2,346.
	54"	18 ³ / ₄ "	22 ¹ / ₂ "	30" box/file + 24" open	BS2C2254B30O24LL	2,229.	2,415.
	54"	18 ³ / ₄ "	22 ¹ / ₂ "	36" box/file + 18" open	BS2C2254B36O18LL	2,303.	2,467.
	60"	18 ³ / ₄ "	22 ¹ / ₂ "	30" box/file + 30" open	BS2C2260B30O30LL	2,224.	2,424.
	60"	18 ³ / ₄ "	22 ¹ / ₂ "	36" box/file + 24" open	BS2C2260B36O24LL	2,317.	2,496.
	66"	18 ³ / ₄ "	22 ¹ / ₂ "	30" box/file + 36" open	BS2C2266B30O36LL	2,329.	2,541.
	66"	18 ³ / ₄ "	22 ¹ / ₂ "	36" box/file + 30" open	BS2C2266B36O30LL	2,384.	2,575.
	72"	18 ³ / ₄ "	22 ¹ / ₂ "	36" box/file + 36" open	BS2C2272B36O36LL	2,416.	2,623.

Order Code	Specification Information	Application Notes	Critical Dimensions
Example: BS2C2230BL(S/L)	Credenzas are non-handed upon specification. Configurations containing 2 units may be arranged as left or right handed upon installation. Ganging hardware (provided) attaches units from the underside, allowing units to be converted in the future.	Credenza units may be used in freestanding position. Complete units without drawers do not require counterweight. Units with drawers require counterweight in freestanding position.	Dimensions under, w , d and h are actual to the nearest ¹ / ₁₆ ". Credenza Internal Drawer Dimensions <ul style="list-style-type: none"> • Lateral drawer height: 9³/₄" • Lateral drawer width: 26³/₄" and 32³/₄" • Lateral drawer depth: 15³/₄"
BS2 Template Front C22 Credenza 22" high 30 30 wide B Box/File configuration L Locking (S/L) Steel or Laminate front			
	For Steel front: L1/L2 pricing is based on top finish. For Laminate front: L1/L2 pricing is based on top and front finish.	Template Pull length: Credenzas with Steel and Laminate fronts receive 5" pulls on drawers.	

Credenzas Open, Steel and Laminate Front - Template Pull

Credenza Counterweight Kits

Series 2 Storage

description	w	weight	pattern no.	list
Credenza Counterweight Kit for 30" wide drawer unit	30"	15 lbs.	BS2ACW3015	\$181.
	30"	20 lbs.	BS2ACW3020	238.
	30"	25 lbs.	BS2ACW3025	268.
	30"	30 lbs.	BS2ACW3030	297.
	30"	35 lbs.	BS2ACW3035	347.
	30"	40 lbs.	BS2ACW3040	367.
Credenza Counterweight Kit for 36" wide drawer unit	36"	15 lbs.	BS2ACW3615	183.
	36"	20 lbs.	BS2ACW3620	240.
	36"	25 lbs.	BS2ACW3625	271.
	36"	30 lbs.	BS2ACW3630	300.
	36"	35 lbs.	BS2ACW3635	350.
	36"	40 lbs.	BS2ACW3640	370.

Series 2 Template Front Storage

Order Code	Specification Information	Application Notes
Example: BS2ACW3015	Credenzas with drawers may require counterweight when used in freestanding position. Refer to Series 2 Overview - Series 2 Credenzas Specifications to identify the appropriate kit.. Counterweight kits are specified separately and field-installed.	Counterweight kits include mounting hardware and brackets to install the counterweight plates.
BS2 Template Front		
ACW Credenza counterweight kit		Counterweight plates are mounted to the back panel behind file drawer(s) inside credenza.
30 for 30" wide drawer		
15 weight		

Credenzas Open, Steel and Laminate Front - Template Pull Accessories

Series 2 Storage

description	type	pattern no.	list
Ganging Hardware Kits	Ganging Hardware, Kit of 1	BS2AGB01	\$50.
	Ganging Hardware, Kit of 10	BS2AGB10	169.
Extended Leveling Glides	Extended Leveling Glides, 4 pieces	BS2ALX04	48.
	Extended Leveling Glides, 20 pieces	BS2ALX20	105.
	Extended Leveling Glides, 100 pieces	BS2ALX100	368.

Order Code	Specification Information	Application Notes
Example: BS2SGB01	Ganging brackets may be used with Credenzas or Doublewide Pedestals. Ganging hardware attaches units from the underside allowing handedness to be determined on-site or converted in the future. Ganging hardware is included with Credenzas, standard. Bulk kits may be specified separately if additional brackets are required.	Extended leveler kit may be specified separately for units overlaying table foot. Units with drawers require counterweight in freestanding position. Refer to <i>Series 2 Overview - Series 2 Credenza</i> section for specifics.
BS2		
SGB		
01		

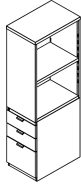
Storage Towers Steel Front - Template Pull

15" Wide Storage Towers

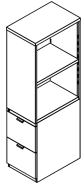
42" High

Series 2 Storage

description	type	w	d	h	lock	pattern no.	P1	P2	P3
42" High Side Access Bookcase tower with two box and one file drawer (right hand shown)	left hand	14 7/8"	23 1/2"	41 5/16"	Y	BT3SBLH4215BBFLS	\$2,030.	\$2,335.	\$2,435.
	right hand	14 7/8"	23 1/2"	41 5/16"	Y	BT3SBRH4215BBFLS	2,030.	2,335.	2,435.



42" High Side Access Bookcase tower with two file drawers (right hand shown)	left hand	14 7/8"	23 1/2"	41 5/16"	Y	BT3SBLH4215FFLS	1,936.	2,229.	2,325.
	right hand	14 7/8"	23 1/2"	41 5/16"	Y	BT3SBRH4215FFLS	1,936.	2,229.	2,325.



Series 2 Template Front Storage

Order Code	Application Notes	Critical Dimensions
Example: BT3SBLH4215BBFLS-117	Hanging rails and other accessories are not included and must be ordered separately. Hanging rails are included with 24" and 30" wide lateral drawers only. (<i>See Tower Accessories for pricing and order entry information</i>)	Dimensions under, w , d and h are actual to the nearest 1/16"
BT3 Series 2 Steel Front	Half depth adjustable shelves and coat hooks may be ordered separately allowing the cupboard area of the 15", 24" and 30" wide towers to support binders as well as shorter coats. (<i>See Tower Accessories for pricing and order entry information</i>) <i>Note: Series 2 Steel front doors are standard without a handle. Handles may be ordered for cupboard doors as a special.</i>	42", 50", 57" and 64" Tower Internal Dimensions
SB Side Access Bookcase		<ul style="list-style-type: none">Box and M drawer height: 4 5/16"Box and M drawer width: 12 1/16"Box and M drawer depth: 18 3/8"File drawer height: 9 1/4"File drawer width: 12 1/16"File drawer depth: 18 3/8"
LH Left Hand Access		Note: All towers are configured from the top down with standard combinations of box and file drawers.
42 42" High		Note: Template pull wardrobes and cabinet doors utilize a pull and self closing hinge in place of touch latch.
15 15" Wide		Template Pull length:
B Box Drawer		Steel and Veneer fronts receive 2" pulls on doors and 3" pulls on drawers.
B Box Drawer		Laminate fronts receive 5" pulls on all doors and drawers.
F File Drawer		
L Locking		
117 Soft Grey paint finish		
Specification Information		
For non-locking towers, deduct as follows from the list price for each unit: Deduct \$30 for (1) lock unit, \$60 for (2) lock unit, and \$75 for a (3) lock unit. Substitute the "L" suffix with an "N" within the pattern number to designate a non-locking unit, example (DT3SLH5015BBFN)		
"M" drawers consisting of a box drawer body with a file drawer head are available by substituting any two "B" or any one "F" character within the pattern number, example (DT3SLH5015MFN). Multiple "M" drawers may be specified providing they equal the total modules available.		
A 6" drawer, behind a cupboard door is available by adding the numeral 1 to the end of the pattern number, example (DT3SLH6415BBFL1)		
Note: 6" drawers behind doors are not available within the wardrobe portion of towers. Drawers behind doors are painted.		
Note: Drawer behind door list pricing is as follows: 1= \$255		

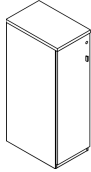
Storage Towers Steel Front - Template Pull

15" Wide Storage Towers

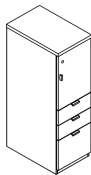
50" High

Series 2 Storage

description	type	w	d	h	lock	pattern no.	P1	P2	P3
50" High Single Door tower with no drawers (right hand shown)	left hand	14 ⁷ / ₈ "	23 ¹ / ₂ "	48 ³ / ₁₆ "	Y	BT3SLH5015LS	\$2,235.	\$2,460.	\$2,680.
	right hand	14 ⁷ / ₈ "	23 ¹ / ₂ "	48 ³ / ₁₆ "	Y	BT3SRH5015LS	2,235.	2,460.	2,680.



50" High Single Door tower with two box and one file drawer (right hand shown)	left hand	14 ⁷ / ₈ "	23 ¹ / ₂ "	48 ³ / ₁₆ "	Y	BT3SLH5015BBFLS	2,380.	2,737.	2,855.
	right hand	14 ⁷ / ₈ "	23 ¹ / ₂ "	48 ³ / ₁₆ "	Y	BT3SRH5015BBFLS	2,380.	2,737.	2,855.



Order Code

Example:	BT3SBLH5015BBFLS-117
BT3	Series 2 Steel Front
SB	Side Access Bookcase
LH	Left Hand Access
50	50" High
15	15" Wide
B	Box Drawer
B	Box Drawer
F	File Drawer
L	Locking
117	Soft Grey paint finish

Specification Information

For non-locking towers, deduct as follows from the list price for each unit: Deduct \$30 for (1) lock unit, \$60 for (2) lock unit, and \$75 for a (3) lock unit. Substitute the "L" suffix with an "N" within the pattern number to designate a non-locking unit, example (DT3SLH5015BBFN)

"M" drawers consisting of a box drawer body with a file drawer head are available by substituting any two "B" or any one "F" character within the pattern number, example (DT3SLH5015MFN). Multiple "M" drawers may be specified providing they equal the total modules available.

A 6" drawer, behind a cupboard door is available by adding the numeral 1 to the end of the pattern number, example (DT3SLH6415BBFL1)

Note: 6" drawers behind doors are not available within the wardrobe portion of towers. Drawers behind doors are be painted black.

Note: Drawer behind door list pricing is as follows: 1= \$255

Application Notes

Hanging rails and other accessories are not included and must be ordered separately. Hanging rails are included with 24" and 30" wide lateral drawers only. (See *Tower Accessories for pricing and order entry information*)

Half depth adjustable shelves and coat hooks may be ordered separately allowing the cupboard area of the 15", 24" and 30" wide towers to support binders as well as shorter coats. (See *Tower Accessories for pricing and order entry information*)*Note: Series 2 Steel front doors are standard without a handle. Handles may be ordered for cupboard doors as a special.*

- 15" w Side Access and Display towers include (1) lock.
- Single door towers, double door towers, 24" w and 30" w Side Access and Display towers include (2) locks. (Except full-height doors which include (1) lock)
- Front Access (only) towers with wardrobe include (3) locks. (Except full-height doors with wardrobe which include (2) locks)

Single door tower (50" h and 57" h) with no drawers include one fixed shelf and one adjustable shelf. 64" h includes on fixed shelf and two adjustable shelves. Fixed shelf is positioned just below worksurface height.

Critical Dimensions

Dimensions under, **w**, **d** and **h** are actual to the nearest 1/16"

42", 50", 57" and 64" Tower Internal Dimensions

- Box and M drawer height: 4⁵/₁₆"
- Box and M drawer width: 12¹/₁₆"
- Box and M drawer depth: 18³/₈"
- File drawer height: 9¹/₄"
- File drawer width: 12¹/₁₆"
- File drawer depth: 18³/₈"

Note: All towers are configured from the top down with standard combinations of box and file drawers.

Note: Template pull wardrobes and cabinet doors utilize a pull and self closing hinge in place of touch latch.

Template Pull length:
Steel and Veneer fronts receive 2" pulls on doors and 3" pulls on drawers.
Laminate fronts receive 5" pulls on all doors and drawers.

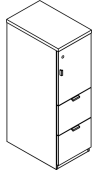
Storage Towers Steel Front - Template Pull

15" Wide Storage Towers

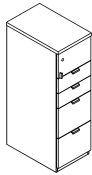
50" High

Series 2 Storage

description	type	w	d	h	lock	pattern no.	P1	P2	P3
50" High Single Door tower with two file drawers (right hand shown)	left hand	14 ⁷ / ₈ "	23 1/2"	48 ⁵ / ₁₆ "	Y	BT3SLH5015FFLS	\$2,146.	\$2,468.	\$2,575.
	right hand	14 ⁷ / ₈ "	23 1/2"	48 ⁵ / ₁₆ "	Y	BT3SRH5015FFLS	2,146.	2,468.	2,575.



50" High Single Door tower with two box and two file drawers (right hand shown)	left hand	14 ⁷ / ₈ "	23 1/2"	48 ⁵ / ₁₆ "	Y	BT3SLH5015BBFFLS	2,602.	2,994.	3,126.
	right hand	14 ⁷ / ₈ "	23 1/2"	48 ⁵ / ₁₆ "	Y	BT3SRH5015BBFFLS	2,602.	2,994.	3,126.



Series 2 Template Front Storage

Order Code

Example:	BT3SBLH5015BBFFLS-117
BT3	Series 2 Steel Front
SB	Side Access Bookcase
LH	Left Hand Access
50	50" High
15	15" Wide
B	Box Drawer
B	Box Drawer
F	File Drawer
L	Locking
117	Soft Grey paint finish

Specification Information

For non-locking towers, deduct as follows from the list price for each unit: Deduct \$30 for (1) lock unit, \$60 for (2) lock unit, and \$75 for a (3) lock unit. Substitute the "L" suffix with an "N" within the pattern number to designate a non-locking unit, example (DT3SLH5015BBFN)

"M" drawers consisting of a box drawer body with a file drawer head are available by substituting any two "B" or any one "F" character within the pattern number, example (DT3SLH5015MFN). Multiple "M" drawers may be specified providing they equal the total modules available.

A 6" drawer, behind a cupboard door is available by adding the numeral 1 to the end of the pattern number, example (DT3SLH6415BBFL1)

Note: 6" drawers behind doors are not available within the wardrobe portion of towers. Drawers behind doors are be painted black.

Note: Drawer behind door list pricing is as follows: 1= \$255

Application Notes

Hanging rails and other accessories are not included and must be ordered separately. Hanging rails are included with 24" and 30" wide lateral drawers only. (See *Tower Accessories for pricing and order entry information*)

Half depth adjustable shelves and coat hooks may be ordered separately allowing the cupboard area of the 15", 24" and 30" wide towers to support binders as well as shorter coats. (See *Tower Accessories for pricing and order entry information*) *Note: Series 2 Steel front doors are standard without a handle. Handles may be ordered for cupboard doors as a special.*

- 15" w Side Access and Display towers include (1) lock.
- Single door towers, double door towers, 24" w and 30" w Side Access and Display towers include (2) locks. (Except full-height doors which include (1) lock)
- Front Access (only) towers with wardrobe include (3) locks. (Except full-height doors with wardrobe which include (2) locks)

Single door tower (50" h and 57" h) with no drawers include one fixed shelf and one adjustable shelf. 64" h includes on fixed shelf and two adjustable shelves. Fixed shelf is positioned just below worksurface height.

Critical Dimensions

Dimensions under, **w**, **d** and **h** are actual to the nearest 1/16"

42", 50", 57" and 64" Tower Internal Dimensions

- Box and M drawer height: 4⁵/₁₆"
- Box and M drawer width: 12¹/₁₆"
- Box and M drawer depth: 18³/₈"
- File drawer height: 9¹/₄"
- File drawer width: 12¹/₁₆"
- File drawer depth: 18³/₈"

Note: All towers are configured from the top down with standard combinations of box and file drawers.

Note: Template pull wardrobes and cabinet doors utilize a pull and self closing hinge in place of touch latch.

Template Pull length:
Steel and Veneer fronts receive 2" pulls on doors and 3" pulls on drawers.
Laminate fronts receive 5" pulls on all doors and drawers.

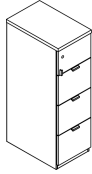
Storage Towers Steel Front - Template Pull

15" Wide Storage Towers

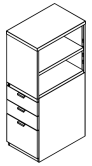
50" High

Series 2 Storage

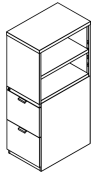
description	type	w	d	h	lock	pattern no.	P1	P2	P3
50" High Single Door tower with three file drawers (right hand shown)	left hand	14 ⁷ / ₈ "	23 1/2"	48 ⁵ / ₁₆ "	Y	BT3SLH5015FFFLS	\$2,408.	\$2,769.	\$2,889.
	right hand	14 ⁷ / ₈ "	23 1/2"	48 ⁵ / ₁₆ "	Y	BT3SRH5015FFFLS	2,408.	2,769.	2,889.



50" High Side Access Bookcase tower with two box and one file drawer (right hand shown)	left hand	14 ⁷ / ₈ "	23 1/2"	48 ⁵ / ₁₆ "	Y	BT3SBLH5015BBFLS	2,141.	2,461.	2,569.
	right hand	14 ⁷ / ₈ "	23 1/2"	48 ⁵ / ₁₆ "	Y	BT3SRH5015BBFLS	2,141.	2,461.	2,569.



50" High Side Access Bookcase tower with two file drawers (right hand shown)	left hand	14 ⁷ / ₈ "	23 1/2"	48 ⁵ / ₁₆ "	Y	BT3SBLH5015FFFLS	2,030.	2,335.	2,435.
	right hand	14 ⁷ / ₈ "	23 1/2"	48 ⁵ / ₁₆ "	Y	BT3SRH5015FFFLS	2,030.	2,335.	2,435.



Order Code

Example:	BT3SBLH5015BBFLS-117
BT3	Series 2 Steel Front
SB	Side Access Bookcase
LH	Left Hand Access
50	50" High
15	15" Wide
B	Box Drawer
B	Box Drawer
F	File Drawer
L	Locking
117	Soft Grey paint finish

Specification Information

For non-locking towers, deduct as follows from the list price for each unit: Deduct \$30 for (1) lock unit, \$60 for (2) lock unit, and \$75 for a (3) lock unit. Substitute the "L" suffix with an "N" within the pattern number to designate a non-locking unit, example (DT3SLH5015BBFN)

"M" drawers consisting of a box drawer body with a file drawer head are available by substituting any two "B" or any one "F" character within the pattern number, example (DT3SLH5015MFN). Multiple "M" drawers may be specified providing they equal the total modules available.

A 6" drawer, behind a cupboard door is available by adding the numeral 1 to the end of the pattern number, example (DT3SLH6415BBFL1)

Note: 6" drawers behind doors are not available within the wardrobe portion of towers. Drawers behind doors are painted black.

Note: Drawer behind door list pricing is as follows: 1= \$255

Application Notes

Hanging rails and other accessories are not included and must be ordered separately. Hanging rails are included with 24" and 30" wide lateral drawers only. (See *Tower Accessories for pricing and order entry information*)

Half depth adjustable shelves and coat hooks may be ordered separately allowing the cupboard area of the 15", 24" and 30" wide towers to support binders as well as shorter coats. (See *Tower Accessories for pricing and order entry information*) *Note: Series 2 Steel front doors are standard without a handle. Handles may be ordered for cupboard doors as a special.*

- 15" w Side Access and Display towers include (1) lock.
- Single door towers, double door towers, 24" w and 30" w Side Access and Display towers include (2) locks. (Except full-height doors which include (1) lock)
- Front Access (only) towers with wardrobe include (3) locks. (Except full-height doors with wardrobe which include (2) locks)

Single door tower (50"h and 57"h) with no drawers include one fixed shelf and one adjustable shelf. 64"h includes on fixed shelf and two adjustable shelves. Fixed shelf is positioned just below worksurface height.

Critical Dimensions

Dimensions under, **w**, **d** and **h** are actual to the nearest 1/16"

42", 50", 57" and 64" Tower Internal Dimensions

- Box and M drawer height: 4⁵/₁₆"
- Box and M drawer width: 12¹/₁₆"
- Box and M drawer depth: 18³/₈"
- File drawer height: 9¹/₄"
- File drawer width: 12¹/₁₆"
- File drawer depth: 18³/₈"

Note: All towers are configured from the top down with standard combinations of box and file drawers.

Note: Template pull wardrobes and cabinet doors utilize a pull and self closing hinge in place of touch latch.

Template Pull length:
Steel and Veneer fronts receive 2" pulls on doors and 3" pulls on drawers.
Laminate fronts receive 5" pulls on all doors and drawers.

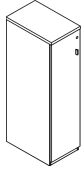
Storage Towers Steel Front - Template Pull

15" Wide Storage Towers

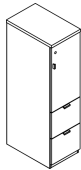
57" High

Series 2 Storage

description	type	w	d	h	lock	pattern no.	P1	P2	P3
57" High Single Door tower with no drawers (right hand shown)	left hand	14 ⁷ / ₈ "	23 ¹ / ₂ "	56 ³ / ₁₆ "	Y	BT3SLH5715LS	\$2,292.	\$2,519.	\$2,750.
	left hand	14 ⁷ / ₈ "	23 ¹ / ₂ "	56 ³ / ₁₆ "	Y	BT3SRH5715LS	2,292.	2,519.	2,750.



57" High Single Door tower with two file drawers (right hand shown)	left hand	14 ⁷ / ₈ "	23 ¹ / ₂ "	56 ³ / ₁₆ "	Y	BT3SLH5715FFLS	2,201.	2,535.	2,639.
	right hand	14 ⁷ / ₈ "	23 ¹ / ₂ "	56 ³ / ₁₆ "	Y	BT3SRH5715FFLS	2,201.	2,535.	2,639.



Series 2 Template Front Storage

Order Code

Example:	BT3SBLH5715BBFLS-117
BT3	Series 2 Steel Front
SB	Side Access Bookcase
LH	Left Hand Access
57	57" High
15	15" Wide
B	Box Drawer
B	Box Drawer
F	File Drawer
L	Locking
117	Soft Grey paint finish

Specification Information

For non-locking towers, deduct as follows from the list price for each unit: Deduct \$30 for (1) lock unit, \$60 for (2) lock unit, and \$75 for a (3) lock unit. Substitute the "L" suffix with an "N" within the pattern number to designate a non-locking unit, example (DT3SLH5015BBFN)

"M" drawers consisting of a box drawer body with a file drawer head are available by substituting any two "B" or any one "F" character within the pattern number, example (DT3SLH5015MFN). Multiple "M" drawers may be specified providing they equal the total modules available.

A 6" drawer, behind a cupboard door is available by adding the numeral 1 to the end of the pattern number, example (DT3SLH6415BBFL1)

Note: 6" drawers behind doors are not available within the wardrobe portion of towers. Drawers behind doors are painted black.

Note: Drawer behind door list pricing is as follows: 1= \$255

Application Notes

Hanging rails and other accessories are not included and must be ordered separately. Hanging rails are included with 24" and 30" wide lateral drawers only. (See *Tower Accessories for pricing and order entry information*)

Half depth adjustable shelves and coat hooks may be ordered separately allowing the cupboard area of the 15", 24" and 30" wide towers to support binders as well as shorter coats. (See *Tower Accessories for pricing and order entry information*) *Note: Series 2 Steel front doors are standard without a handle. Handles may be ordered for cupboard doors as a special.*

- 15" w Side Access and Display towers include (1) lock.
- Single door towers, double door towers, 24" w and 30" w Side Access and Display towers include (2) locks. (Except full-height doors which include (1) lock)
- Front Access (only) towers with wardrobe include (3) locks. (Except full-height doors with wardrobe which include (2) locks)

Single door tower (50" h and 57" h) with no drawers include one fixed shelf and one adjustable shelf. 64" h includes on fixed shelf and two adjustable shelves. Fixed shelf is positioned just below worksurface height.

Critical Dimensions

Dimensions under, **w**, **d** and **h** are actual to the nearest 1/16"

42", 50", 57" and 64" Tower Internal Dimensions

- Box and M drawer height: 4⁵/₁₆"
- Box and M drawer width: 12¹/₁₆"
- Box and M drawer depth: 18³/₈"
- File drawer height: 9¹/₄"
- File drawer width: 12¹/₁₆"
- File drawer depth: 18³/₈"

Note: All towers are configured from the top down with standard combinations of box and file drawers.

Note: Template pull wardrobes and cabinet doors utilize a pull and self closing hinge in place of touch latch.

Template Pull length:
Steel and Veneer fronts receive 2" pulls on doors and 3" pulls on drawers.
Laminate fronts receive 5" pulls on all doors and drawers.

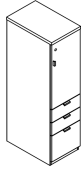
Storage Towers Steel Front - Template Pull

15" Wide Storage Towers

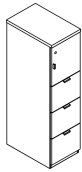
57" High

Series 2 Storage

description	type	w	d	h	lock	pattern no.	P1	P2	P3
57" High Single Door tower with two box and one file drawer (right hand shown)	left hand	14 ⁷ / ₈ "	23 ¹ / ₂ "	56 ³ / ₁₆ "	Y	BT3SLH5715BBFLS	\$2,435.	\$2,799.	\$2,923.
	right hand	14 ⁷ / ₈ "	23 ¹ / ₂ "	56 ³ / ₁₆ "	Y	BT3SRH5715BBFLS	2,435.	2,799.	2,923.



57" High Single Door tower with three file drawers (right hand shown)	left hand	14 ⁷ / ₈ "	23 ¹ / ₂ "	56 ³ / ₁₆ "	Y	BT3SLH5715FFFLS	2,464.	2,831.	2,951.
	right hand	14 ⁷ / ₈ "	23 ¹ / ₂ "	56 ³ / ₁₆ "	Y	BT3SRH5715FFFLS	2,464.	2,831.	2,951.



Order Code

Example:	BT3SBLH5715BBFLS-117
BT3	Series 2 Steel Front
SB	Side Access Bookcase
LH	Left Hand Access
57	57" High
15	15" Wide
B	Box Drawer
B	Box Drawer
F	File Drawer
L	Locking
117	Soft Grey paint finish

Specification Information

For non-locking towers, deduct as follows from the list price for each unit: Deduct \$30 for (1) lock unit, \$60 for (2) lock unit, and \$75 for a (3) lock unit. Substitute the "L" suffix with an "N" within the pattern number to designate a non-locking unit, example (DT3SLH5015BBFN)

"M" drawers consisting of a box drawer body with a file drawer head are available by substituting any two "B" or any one "F" character within the pattern number, example (DT3SLH5015MFN). Multiple "M" drawers may be specified providing they equal the total modules available.

A 6" drawer, behind a cupboard door is available by adding the numeral 1 to the end of the pattern number, example (DT3SLH6415BBFL1)

Note: 6" drawers behind doors are not available within the wardrobe portion of towers. Drawers behind doors are painted black.

Note: Drawer behind door list pricing is as follows: 1= \$255

Application Notes

Hanging rails and other accessories are not included and must be ordered separately. Hanging rails are included with 24" and 30" wide lateral drawers only. (See *Tower Accessories for pricing and order entry information*)

Half depth adjustable shelves and coat hooks may be ordered separately allowing the cupboard area of the 15", 24" and 30" wide towers to support binders as well as shorter coats. (See *Tower Accessories for pricing and order entry information*) *Note: Series 2 Steel front doors are standard without a handle. Handles may be ordered for cupboard doors as a special.*

- 15" w Side Access and Display towers include (1) lock.
- Single door towers, double door towers, 24" w and 30" w Side Access and Display towers include (2) locks. (Except full-height doors which include (1) lock)
- Front Access (only) towers with wardrobe include (3) locks. (Except full-height doors with wardrobe which include (2) locks)

Single door tower (50" h and 57" h) with no drawers include one fixed shelf and one adjustable shelf. 64" h includes on fixed shelf and two adjustable shelves. Fixed shelf is positioned just below worksurface height.

Critical Dimensions

Dimensions under, **w**, **d** and **h** are actual to the nearest 1/16"

42", 50", 57" and 64" Tower Internal Dimensions

- Box and M drawer height: 4⁵/₁₆"
- Box and M drawer width: 12¹/₁₆"
- Box and M drawer depth: 18³/₈"
- File drawer height: 9¹/₄"
- File drawer width: 12¹/₁₆"
- File drawer depth: 18³/₈"

Note: All towers are configured from the top down with standard combinations of box and file drawers.

Note: Template pull wardrobes and cabinet doors utilize a pull and self closing hinge in place of touch latch.

Template Pull length:
Steel and Veneer fronts receive 2" pulls on doors and 3" pulls on drawers.
Laminate fronts receive 5" pulls on all doors and drawers.

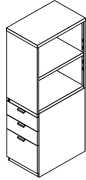
Storage Towers Steel Front - Template Pull

15" Wide Storage Towers

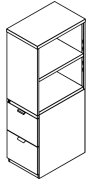
57" High

Series 2 Storage

description	type	w	d	h	lock	pattern no.	P1	P2	P3
57" High Side Access Bookcase tower with two box and one file drawer (right hand shown)	left hand	14 ⁷ / ₈ "	23 1/2"	56 ³ / ₁₆ "	Y	BT3SBLH5715BBFLS	\$2,435.	\$2,799.	\$2,923.
	right hand	14 ⁷ / ₈ "	23 1/2"	56 ³ / ₁₆ "	Y	BT3SBRH5715BBFLS	2,435.	2,799.	2,923.



57" High Side Access Bookcase tower with two file drawers (right hand shown)	left hand	14 ⁷ / ₈ "	23 1/2"	56 ³ / ₁₆ "	Y	BT3SBLH5715FFLS	2,201.	2,535.	2,639.
	right hand	14 ⁷ / ₈ "	23 1/2"	56 ³ / ₁₆ "	Y	BT3SBRH5715FFLS	2,201.	2,535.	2,639.



Series 2 Template Front Storage

Order Code

Example:	BT3SBLH5715BBFLS-117
BT3	Series 2 Steel Front
SB	Side Access Bookcase
LH	Left Hand Access
57	57" High
15	15" Wide
B	Box Drawer
B	Box Drawer
F	File Drawer
L	Locking
117	Soft Grey paint finish

Specification Information

For non-locking towers, deduct as follows from the list price for each unit: Deduct \$30 for (1) lock unit, \$60 for (2) lock unit, and \$75 for a (3) lock unit. Substitute the "L" suffix with an "N" within the pattern number to designate a non-locking unit, example (DT3SLH5015BBFN)

"M" drawers consisting of a box drawer body with a file drawer head are available by substituting any two "B" or any one "F" character within the pattern number, example (DT3SLH5015MFN). Multiple "M" drawers may be specified providing they equal the total modules available.

A 6" drawer, behind a cupboard door is available by adding the numeral 1 to the end of the pattern number, example (DT3SLH6415BBFL1)

Note: 6" drawers behind doors are not available within the wardrobe portion of towers. Drawers behind doors are painted black.

Note: Drawer behind door list pricing is as follows: 1= \$255

Application Notes

Hanging rails and other accessories are not included and must be ordered separately. Hanging rails are included with 24" and 30" wide lateral drawers only. (See *Tower Accessories for pricing and order entry information*)

Half depth adjustable shelves and coat hooks may be ordered separately allowing the cupboard area of the 15", 24" and 30" wide towers to support binders as well as shorter coats. (See *Tower Accessories for pricing and order entry information*) **Note: Series 2 Steel front doors are standard without a handle. Handles may be ordered for cupboard doors as a special.**

- 15" w Side Access and Display towers include (1) lock.
- Single door towers, double door towers, 24" w and 30" w Side Access and Display towers include (2) locks. (Except full-height doors which include (1) lock)
- Front Access (only) towers with wardrobe include (3) locks. (Except full-height doors with wardrobe which include (2) locks)

Single door tower (50" h and 57" h) with no drawers include one fixed shelf and one adjustable shelf. 64" h includes on fixed shelf and two adjustable shelves. Fixed shelf is positioned just below worksurface height.

Critical Dimensions

Dimensions under, **w**, **d** and **h** are actual to the nearest 1/16"

42", 50", 57" and 64" Tower Internal Dimensions

- Box and M drawer height: 4⁵/₁₆"
- Box and M drawer width: 12¹/₁₆"
- Box and M drawer depth: 18³/₈"
- File drawer height: 9¹/₄"
- File drawer width: 12¹/₁₆"
- File drawer depth: 18³/₈"

Note: All towers are configured from the top down with standard combinations of box and file drawers.

Note: Template pull wardrobes and cabinet doors utilize a pull and self closing hinge in place of touch latch.

Template Pull length:
Steel and Veneer fronts receive 2" pulls on doors and 3" pulls on drawers.
Laminate fronts receive 5" pulls on all doors and drawers.

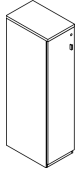
Storage Towers Steel Front - Template Pull

15" Wide Storage Towers

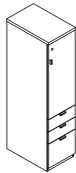
64" High

Series 2 Storage

description	type	w	d	h	lock	pattern no.	P1	P2	P3
64" High Single Door tower with no drawers (right hand shown)	left hand	14 ⁷ / ₈ "	23 ¹ / ₂ "	63 ³ / ₁₆ "	Y	BT3SLH6415LS	\$2,389.	\$2,629.	\$2,864.
	right hand	14 ⁷ / ₈ "	23 ¹ / ₂ "	63 ³ / ₁₆ "	Y	BT3SRH6415LS	2,389.	2,629.	2,864.



64" High Single Door tower with two box and one file drawer (right hand shown)	left hand	14 ⁷ / ₈ "	23 ¹ / ₂ "	63 ³ / ₁₆ "	Y	BT3SLH6415BBFLS	2,492.	2,864.	2,986.
	right hand	14 ⁷ / ₈ "	23 ¹ / ₂ "	63 ³ / ₁₆ "	Y	BT3SRH6415BBFLS	2,492.	2,864.	2,986.



Order Code

Example:	BT3SBLH6415BBFLS-117
BT3	Series 2 Steel Front
SB	Side Access Bookcase
LH	Left Hand Access
64	64" High
15	15" Wide
B	Box Drawer
B	Box Drawer
F	File Drawer
L	Locking
117	Soft Grey paint finish

Specification Information

For non-locking towers, deduct as follows from the list price for each unit: Deduct \$30 for (1) lock unit, \$60 for (2) lock unit, and \$75 for a (3) lock unit. Substitute the "L" suffix with an "N" within the pattern number to designate a non-locking unit, example (DT3SLH5015BBFN)

"M" drawers consisting of a box drawer body with a file drawer head are available by substituting any two "B" or any one "F" character within the pattern number, example (DT3SLH5015MFN). Multiple "M" drawers may be specified providing they equal the total modules available.

A 6" drawer, behind a cupboard door is available by adding the numeral 1 to the end of the pattern number, example (DT3SLH6415BBFL1)

Note: 6" drawers behind doors are not available within the wardrobe portion of towers. Drawers behind doors are painted black.

Note: Drawer behind door list pricing is as follows: 1= \$255

Application Notes

Hanging rails and other accessories are not included and must be ordered separately. Hanging rails are included with 24" and 30" wide lateral drawers only. (See *Tower Accessories for pricing and order entry information*)

Half depth adjustable shelves and coat hooks may be ordered separately allowing the cupboard area of the 15", 24" and 30" wide towers to support binders as well as shorter coats. (See *Tower Accessories for pricing and order entry information*) *Note: Series 2 Steel front doors are standard without a handle. Handles may be ordered for cupboard doors as a special.*

- 15" w Side Access and Display towers include (1) lock.
- Single door towers, double door towers, 24" w and 30" w Side Access and Display towers include (2) locks. (Except full-height doors which include (1) lock)
- Front Access (only) towers with wardrobe include (3) locks. (Except full-height doors with wardrobe which include (2) locks)

Single door tower (50" h and 57" h) with no drawers include one fixed shelf and one adjustable shelf. 64" h includes on fixed shelf and two adjustable shelves. Fixed shelf is positioned just below worksurface height.

Dimensions under, **w**, **d** and **h** are actual to the nearest 1/16"

42", 50", 57" and 64" Tower Internal Dimensions

- Box and M drawer height: 4⁵/₁₆"
- Box and M drawer width: 12¹/₁₆"
- Box and M drawer depth: 18³/₈"
- File drawer height: 9¹/₄"
- File drawer width: 12¹/₁₆"
- File drawer depth: 18³/₈"

Note: All towers are configured from the top down with standard combinations of box and file drawers.

Note: Template pull wardrobes and cabinet doors utilize a pull and self closing hinge in place of touch latch.

Template Pull length:
Steel and Veneer fronts receive 2" pulls on doors and 3" pulls on drawers.
Laminate fronts receive 5" pulls on all doors and drawers.

Storage Towers Steel Front - Template Pull

15" Wide Storage Towers

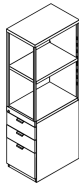
64" High

Series 2 Storage

description	type	w	d	h	lock	pattern no.	P1	P2	P3
64" High Single Door tower with two file drawers (left hand shown)	left hand	14 ⁷ / ₈ "	23 1/2"	63 ⁵ / ₁₆ "	Y	BT3SLH6415FFLS	\$2,258.	\$2,597.	\$2,713.
	right hand	14 ⁷ / ₈ "	23 1/2"	63 ⁵ / ₁₆ "	Y	BT3SRH6415FFLS	2,258.	2,597.	2,713.



64" High Side Access Display tower with two box and one file drawer (right hand shown)	left hand	14 ⁷ / ₈ "	23 1/2"	63 ⁵ / ₁₆ "	Y	BT3BDLH6415BBFLS	2,243.	2,581.	2,691.
	right hand	14 ⁷ / ₈ "	23 1/2"	63 ⁵ / ₁₆ "	Y	BT3DRH6415BBFLS	2,243.	2,581.	2,691.



Note: Display towers are open to access on two sides, i.e., the front and one side.

Order Code

Example:	BT3SBLH6415BBFLS-117
BT3	Series 2 Steel Front
SB	Side Access Bookcase
LH	Left Hand Access
64	64" High
15	15" Wide
B	Box Drawer
B	Box Drawer
F	File Drawer
L	Locking
117	Soft Grey paint finish

Specification Information

For non-locking towers, deduct as follows from the list price for each unit: Deduct \$30 for (1) lock unit, \$60 for (2) lock unit, and \$75 for a (3) lock unit. Substitute the "L" suffix with an "N" within the pattern number to designate a non-locking unit, example (DT3SLH5015BBFN)

"M" drawers consisting of a box drawer body with a file drawer head are available by substituting any two "B" or any one "F" character within the pattern number, example "M" drawers may be specified providing they equal the total modules available.

A 6" drawer, behind a cupboard door is available by adding the numeral 1 to the end of the pattern number, example (DT3SLH6415BBFL1)

Note: 6" drawers behind doors are not available within the wardrobe portion of towers. Drawers behind doors are painted black.

Note: Drawer behind door list pricing is as follows: 1= \$255

Application Notes

Hanging rails and other accessories are not included and must be ordered separately. Hanging rails are included with 24" and 30" wide lateral drawers only. (See *Tower Accessories for pricing and order entry information*)

Half depth adjustable shelves and coat hooks may be ordered separately allowing the cupboard area of the 15", 24" and 30" wide towers to support binders as well as shorter coats. (See *Tower Accessories for pricing and order entry information*) *Note: Series 2 Steel front doors are standard without a handle. Handles may be ordered for cupboard doors as a special.*

- 15" w Side Access and Display towers include (1) lock.
- Single door towers, double door towers, 24" w and 30" w Side Access and Display towers include (2) locks. (Except full-height doors which include (1) lock)
- Front Access (only) towers with wardrobe include (3) locks. (Except full-height doors with wardrobe which include (2) locks)

Single door tower (50" h and 57" h) with no drawers include one fixed shelf and one adjustable shelf. 64" h includes on fixed shelf and two adjustable shelves. Fixed shelf is positioned just below worksurface height.

Dimensions under, **w**, **d** and **h** are actual to the nearest 1/16"

42", 50", 57" and 64" Tower Internal Dimensions

- Box and M drawer height: 4⁵/₁₆"
- Box and M drawer width: 12¹/₁₆"
- Box and M drawer depth: 18³/₈"
- File drawer height: 9¹/₄"
- File drawer width: 12¹/₁₆"
- File drawer depth: 18³/₈"

Note: All towers are configured from the top down with standard combinations of box and file drawers.

Note: Template pull wardrobes and cabinet doors utilize a pull and self closing hinge in place of touch latch.

Template Pull length:
Steel and Veneer fronts receive 2" pulls on doors and 3" pulls on drawers.
Laminate fronts receive 5" pulls on all doors and drawers.

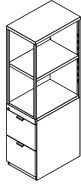
Storage Towers Steel Front - Template Pull

15" Wide Storage Towers

64" High

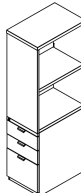
Series 2 Storage

description	type	w	d	h	lock	pattern no.	P1	P2	P3
64" High Side Access Display tower with two file drawers (right hand shown)	left hand	14 ⁷ / ₈ "	23 ¹ / ₂ "	63 ⁵ / ₁₆ "	Y	BT3BDLH6415FFLS	\$2,133.	\$2,454.	\$2,557.
	right hand	14 ⁷ / ₈ "	23 ¹ / ₂ "	63 ⁵ / ₁₆ "	Y	BT3BDRH6415FFLS	2,133.	2,454.	2,557.



Note: Display towers are open to access on two sides, i.e., the front and one side.

64" High Side Access Bookcase tower with two box and one file drawer (right hand shown)	left hand	14 ⁷ / ₈ "	23 ¹ / ₂ "	63 ⁵ / ₁₆ "	Y	BT3SBLH6415BBFLS	2,213.	2,548.	2,657.
	right hand	14 ⁷ / ₈ "	23 ¹ / ₂ "	63 ⁵ / ₁₆ "	Y	BT3SBRH6415BBFLS	2,213.	2,548.	2,657.



Order Code

Example:	BT3SBLH6415BBFLS-117
BT3	Series 2 Steel Front
SB	Side Access Bookcase
LH	Left Hand Access
64	64" High
15	15" Wide
B	Box Drawer
B	Box Drawer
F	File Drawer
L	Locking
117	Soft Grey paint finish

Specification Information

For non-locking towers, deduct as follows from the list price for each unit: Deduct \$30 for (1) lock unit, \$60 for (2) lock unit, and \$75 for a (3) lock unit. Substitute the "L" suffix with an "N" within the pattern number to designate a non-locking unit, example (DT3SLH5015BBFN)

"M" drawers consisting of a box drawer body with a file drawer head are available by substituting any two "B" or any one "F" character within the pattern number, example (DT3SLH5015MFN). Multiple "M" drawers may be specified providing they equal the total modules available.

A 6" drawer, behind a cupboard door is available by adding the numeral 1 to the end of the pattern number, example (DT3SLH6415BBFL1)

Note: 6" drawers behind doors are not available within the wardrobe portion of towers. Drawers behind doors are painted black.

Note: Drawer behind door list pricing is as follows: 1= \$255

Application Notes

Hanging rails and other accessories are not included and must be ordered separately. Hanging rails are included with 24" and 30" wide lateral drawers only. (See *Tower Accessories for pricing and order entry information*)

Half depth adjustable shelves and coat hooks may be ordered separately allowing the cupboard area of the 15", 24" and 30" wide towers to support binders as well as shorter coats. (See *Tower Accessories for pricing and order entry information*) *Note: Series 2 Steel front doors are standard without a handle. Handles may be ordered for cupboard doors as a special.*

- 15" w Side Access and Display towers include (1) lock.
- Single door towers, double door towers, 24" w and 30" w Side Access and Display towers include (2) locks. (Except full-height doors which include (1) lock)
- Front Access (only) towers with wardrobe include (3) locks. (Except full-height doors with wardrobe which include (2) locks)

Single door tower (50" h and 57" h) with no drawers include one fixed shelf and one adjustable shelf. 64" h includes on fixed shelf and two adjustable shelves. Fixed shelf is positioned just below worksurface height.

Dimensions under, **w**, **d** and **h** are actual to the nearest ¹/₁₆"

42", 50", 57" and 64" Tower Internal Dimensions

- Box and M drawer height: 4⁵/₁₆"
- Box and M drawer width: 12¹/₁₆"
- Box and M drawer depth: 18³/₈"
- File drawer height: 9¹/₄"
- File drawer width: 12¹/₁₆"
- File drawer depth: 18³/₈"

Note: All towers are configured from the top down with standard combinations of box and file drawers.

Note: Template pull wardrobes and cabinet doors utilize a pull and self closing hinge in place of touch latch.

Template Pull length:
Steel and Veneer fronts receive 2" pulls on doors and 3" pulls on drawers.
Laminate fronts receive 5" pulls on all doors and drawers.

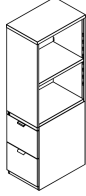
Storage Towers Steel Front - Template Pull

15" Wide Storage Towers

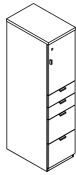
64" High

Series 2 Storage

description	type	w	d	h	lock	pattern no.	P1	P2	P3
64" High Side Access Bookcase tower with two file drawers (right hand shown)	left hand	14 ⁷ / ₈ "	23 1/2"	63 ⁵ / ₁₆ "	Y	BT3SBLH6415FFLS	\$2,106.	\$2,421.	\$2,524.
	right hand	15"	23 1/2"	63 ⁵ / ₁₆ "	Y	BT3SBRH6415FFLS	2,106.	2,421.	2,524.



64" High Single Door tower with two box and two file drawers (right hand shown)	left hand	14 ⁷ / ₈ "	23 1/2"	63 ⁵ / ₁₆ "	Y	BT3SLH6415BBFFLS	2,695.	3,099.	3,234.
	right hand	14 ⁷ / ₈ "	23 1/2"	63 ⁵ / ₁₆ "	Y	BT3SRH6415BBFFLS	2,695.	3,099.	3,234.



Series 2 Template Front Storage

Order Code

Example:	BT3SBLH6415BBFFLS-117
BT3	Series 2 Steel Front
SB	Side Access Bookcase
LH	Left Hand Access
64	64" High
15	15" Wide
B	Box Drawer
B	Box Drawer
F	File Drawer
L	Locking
117	Soft Grey paint finish

Specification Information

For non-locking towers, deduct as follows from the list price for each unit: Deduct \$30 for (1) lock unit, \$60 for (2) lock unit, and \$75 for a (3) lock unit. Substitute the "L" suffix with an "N" within the pattern number to designate a non-locking unit, example (DT3SLH5015BBFN)

"M" drawers consisting of a box drawer body with a file drawer head are available by substituting any two "B" or any one "F" character within the pattern number, example (DT3SLH5015MFN). Multiple "M" drawers may be specified providing they equal the total modules available.

A 6" drawer, behind a cupboard door is available by adding the numeral 1 to the end of the pattern number, example (DT3SLH6415BBFL1)

Note: 6" drawers behind doors are not available within the wardrobe portion of towers. Drawers behind doors are painted black.

Note: Drawer behind door list pricing is as follows: 1= \$255

Application Notes

Hanging rails and other accessories are not included and must be ordered separately. Hanging rails are included with 24" and 30" wide lateral drawers only. (See *Tower Accessories for pricing and order entry information*)

Half depth adjustable shelves and coat hooks may be ordered separately allowing the cupboard area of the 15", 24" and 30" wide towers to support binders as well as shorter coats. (See *Tower Accessories for pricing and order entry information*) *Note: Series 2 Steel front doors are standard without a handle. Handles may be ordered for cupboard doors as a special.*

- 15" w Side Access and Display towers include (1) lock.
- Single door towers, double door towers, 24" w and 30" w Side Access and Display towers include (2) locks. (Except full-height doors which include (1) lock)
- Front Access (only) towers with wardrobe include (3) locks. (Except full-height doors with wardrobe which include (2) locks)

Single door tower (50" h and 57" h) with no drawers include one fixed shelf and one adjustable shelf. 64" h includes on fixed shelf and two adjustable shelves. Fixed shelf is positioned just below worksurface height.

Dimensions under, **w**, **d** and **h** are actual to the nearest 1/16"

42", 50", 57" and 64" Tower Internal Dimensions

- Box and M drawer height: 4⁵/₁₆"
- Box and M drawer width: 12¹/₁₆"
- Box and M drawer depth: 18³/₈"
- File drawer height: 9¹/₄"
- File drawer width: 12¹/₁₆"
- File drawer depth: 18³/₈"

Note: All towers are configured from the top down with standard combinations of box and file drawers.

Note: Template pull wardrobes and cabinet doors utilize a pull and self closing hinge in place of touch latch.

Template Pull length:
Steel and Veneer fronts receive 2" pulls on doors and 3" pulls on drawers.
Laminate fronts receive 5" pulls on all doors and drawers.

Storage Towers Steel Front - Template Pull

15" Wide Storage Towers

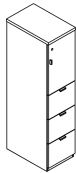
64" High

Series 2 Storage

description	type	w	d	h	lock	pattern no.	P1	P2	P3
64" High Single Door tower with four file drawers (right hand shown)	left hand	14 ⁷ / ₈ "	23 ¹ / ₂ "	63 ⁵ / ₁₆ "	Y	BT3SLH6415FFFFLS	\$2,736.	\$3,145.	\$3,283.
	right hand	14 ⁷ / ₈ "	23 ¹ / ₂ "	63 ⁵ / ₁₆ "	Y	BT3SRH6415FFFFLS	2,736.	3,145.	3,283.



64" High Single Door tower with three file drawers (right hand shown)	left hand	14 ⁷ / ₈ "	23 ¹ / ₂ "	63 ⁵ / ₁₆ "	Y	BT3SLH6415FFFFLS	2,514.	2,893.	3,021.
	right hand	14 ⁷ / ₈ "	23 ¹ / ₂ "	63 ⁵ / ₁₆ "	Y	BT3SRH6415FFFFLS	2,514.	2,893.	3,021.



Order Code

Example:	BT3SBLH6415BBFLS-117
BT3	Series 2 Steel Front
SB	Side Access Bookcase
LH	Left Hand Access
64	64" High
15	15" Wide
B	Box Drawer
B	Box Drawer
F	File Drawer
L	Locking
117	Soft Grey paint finish

Specification Information

For non-locking towers, deduct as follows from the list price for each unit: Deduct \$30 for (1) lock unit, \$60 for (2) lock unit, and \$75 for a (3) lock unit. Substitute the "L" suffix with an "N" within the pattern number to designate a non-locking unit, example (DT3SLH5015BBFN)

"M" drawers consisting of a box drawer body with a file drawer head are available by substituting any two "B" or any one "F" character within the pattern number, example (DT3SLH5015MFN). Multiple "M" drawers may be specified providing they equal the total modules available.

A 6" drawer, behind a cupboard door is available by adding the numeral 1 to the end of the pattern number, example (DT3SLH6415BBFL1)

Note: 6" drawers behind doors are not available within the wardrobe portion of towers. Drawers behind doors are painted black.

Note: Drawer behind door list pricing is as follows: 1= \$255

Application Notes

Hanging rails and other accessories are not included and must be ordered separately. Hanging rails are included with 24" and 30" wide lateral drawers only. (See *Tower Accessories for pricing and order entry information*)

Half depth adjustable shelves and coat hooks may be ordered separately allowing the cupboard area of the 15", 24" and 30" wide towers to support binders as well as shorter coats. (See *Tower Accessories for pricing and order entry information*) *Note: Series 2 Steel front doors are standard without a handle. Handles may be ordered for cupboard doors as a special.*

- 15" w Side Access and Display towers include (1) lock.
- Single door towers, double door towers, 24" w and 30" w Side Access and Display towers include (2) locks. (Except full-height doors which include (1) lock)
- Front Access (only) towers with wardrobe include (3) locks. (Except full-height doors with wardrobe which include (2) locks)

Single door tower (50" h and 57" h) with no drawers include one fixed shelf and one adjustable shelf. 64" h includes one fixed shelf and two adjustable shelves. Fixed shelf is positioned just below worksurface height.

Dimensions under, **w**, **d** and **h** are actual to the nearest 1/16"

42", 50", 57" and 64" Tower Internal Dimensions

- Box and M drawer height: 4⁵/₁₆"
- Box and M drawer width: 12¹/₁₆"
- Box and M drawer depth: 18³/₈"
- File drawer height: 9¹/₄"
- File drawer width: 12¹/₁₆"
- File drawer depth: 18³/₈"

Note: All towers are configured from the top down with standard combinations of box and file drawers.

Note: Template pull wardrobes and cabinet doors utilize a pull and self closing hinge in place of touch latch.

Template Pull length:
Steel and Veneer fronts receive 2" pulls on doors and 3" pulls on drawers.
Laminate fronts receive 5" pulls on all doors and drawers.

Storage Towers Steel Front - Template Pull

24" Wide Storage Towers

42" High

Series 2 Storage

description	type	w	d	h	lock	pattern no.	P1	P2	P3
42" High Side Access Bookcase with two box and one file drawer with wardrobe (left hand shown)	left hand	23 7/8"	23 1/2"	41 5/16"	Y	BT3WSBLH4224BBFLS	\$2,939.	\$3,381.	\$3,528.
	right hand	23 7/8"	23 1/2"	41 5/16"	Y	BT3WSBRH4224BBFLS	2,939.	3,381.	3,528.



42" High Side Access Bookcase with two file drawers with wardrobe (left hand shown)	left hand	23 7/8"	23 1/2"	41 5/16"	Y	BT3WSBLH4224FFLS	2,827.	3,251.	3,392.
	right hand	23 7/8"	23 1/2"	41 5/16"	Y	BT3WSBRH4224FFLS	2,827.	3,251.	3,392.



Series 2 Template Front Storage

Order Code

Example:	BT3SBLH4224BBFLS-117
BT3	Series 2 Steel Front
SB	Side Access Bookcase
LH	Left Hand Access
42	42" High
24	24" Wide
B	Box Drawer
B	Box Drawer
F	File Drawer
L	Locking
117	Soft Grey paint finish

Specification Information

For non-locking towers, deduct as follows from the list price for each unit: Deduct \$30 for (1) lock unit, \$60 for (2) lock unit, and \$75 for a (3) lock unit. Substitute the "L" suffix with an "N" within the pattern number to designate a non-locking unit, example (DT3SLH6424BBFN)

"M" drawers consisting of a box drawer body with a file drawer head are available by substituting any two "B" or any one "F" character within the pattern number, example (DT3SLH6424MFN). Multiple "M" drawers may be specified providing they equal the total modules available.

A 6" drawer, behind a cupboard door is available by adding the numeral 1 to the end of the pattern number, example (DT3SLH6424BBFL1)

Note: 6" drawer behind doors are not available within the wardrobe portion of towers. Drawers behind doors are painted black.

Note: Drawer behind door list pricing is as follows: 1= \$255

Application Notes

Hanging rails and other accessories are not included and must be ordered separately. Hanging rails are included with 24" and 30" wide lateral drawers only. (See *Tower Accessories for pricing and order entry information*)

Half depth adjustable shelves and coat hooks may be ordered separately allowing the cupboard and wardrobe area of the 15", 24" and 30" wide towers to support binders as well as shorter coats. (See *Tower Accessories for pricing and order entry information*)

- 15" w Side Access and Display towers include (1) lock.
- Single door towers, double door towers, 24" w and 30" w Side Access and Display towers include (2) locks. (Except full-height doors which include (1) lock)
- Front Access (only) towers with wardrobe include (3) locks. (Except full-height doors with wardrobe which include (2) locks)

Critical Dimensions

Dimensions under, **w**, **d** and **h** are actual to the nearest 1/16"

50", 57" and 64" Tower Internal Dimensions

- Box and M drawer height: 4 3/16"
- Box and M drawer width: 12 1/16"
- Box and M drawer depth: 18 3/8"
- File drawer height: 9 1/4"
- File drawer width: 12 1/16"
- File drawer depth: 18 3/8"
- Wide drawer height: 9 1/16"
- Wide drawer width: 20 3/4"
- Wide drawer depth: 22 7/8"

Note: All towers are configured from the top down with standard combinations of box and file drawers.

Note: Template pull wardrobes and cabinet doors utilize a pull and self closing hinge in place of touch latch.

Template Pull length:
Steel and Veneer fronts receive 2" pulls on doors and 3" pulls on drawers.
Laminate fronts receive 5" pulls on all doors and drawers.

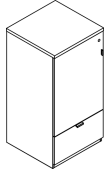
Storage Towers Steel Front - Template Pull

24" Wide Storage Towers

50" High

Series 2 Storage

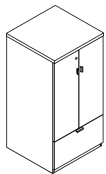
description	type	w	d	h	lock	pattern no.	P1	P2	P3
50" High Single Door tower with wide drawer (left hand shown)	left hand	23 7/8"	23 1/2"	48 3/16"	Y	BT3SLH5024WLS	\$2,150.	\$2,471.	\$2,581.
	right hand	23 7/8"	23 1/2"	48 3/16"	Y	BT3SRH5024WLS	2,150.	2,471.	2,581.



50" High Single Door tower with two wide drawers (left hand shown)	left hand	23 7/8"	23 1/2"	48 3/16"	Y	BT3SLH5024WWLS	2,481.	2,854.	2,979.
	right hand	23 7/8"	23 1/2"	48 3/16"	Y	BT3SRH5024WWLS	2,481.	2,854.	2,979.



50" High Double Door tower with one wide drawer		23 7/8"	23 1/2"	48 3/16"	Y	BT3D5024WLS	2,488.	2,859.	2,984.
---	--	---------	---------	----------	---	--------------------	--------	--------	--------



24" and 30" wide double door cabinets may be ordered with a grommet option located in the back of the case by adding a "G" between the 4th and 5th character of the pattern number, example (BT3DG6424WLS). Add \$100 list for this option. **Note**, by adding a "G" option, the cabinet will also receive AV hinged doors.

Order Code	Specification Information	Application Notes	Critical Dimensions
Example: BT3SBLH5024BBFLS-117	"M" drawers consisting of a box drawer body with a file drawer head are available by substituting any two "B" or any one "F" character within the pattern number, example (DT3SLH6424MFN). Multiple "M" drawers may be specified providing they equal the total modules available.	Hanging rails and other accessories are not included and must be ordered separately. Hanging rails are included with 24" and 30" wide lateral drawers only. (See <i>Tower Accessories for pricing and order entry information</i>)	Dimensions under, w , d and h are actual to the nearest 1/16"
BT3	Series 2 Steel Front		50", 57" and 64" Tower Internal Dimensions
SB	Side Access Bookcase		<ul style="list-style-type: none"> Box and M drawer height: 4 3/16" Box and M drawer width: 12 1/16" Box and M drawer depth: 18 3/8" File drawer height: 9 1/4" File drawer width: 12 1/16" File drawer depth: 18 3/8" Wide drawer height: 9 1/16" Wide drawer width: 20 3/4" Wide drawer depth: 22 7/8"
LH	Left Hand Access		
50	50" High		
24	24" Wide		
B	Box Drawer		
B	Box Drawer		
F	File Drawer		
L	Locking		
117	Soft Grey paint finish		

Specification Information

For non-locking towers, deduct as follows from the list price for each unit: Deduct \$30 for (1) lock unit, \$60 for (2) lock unit, and \$75 for a (3) lock unit. Substitute the "L" suffix with an "N" within the pattern number to designate a non-locking unit, example (DT3SLH6424BBFN)

Note: 6" drawer behind doors are not available within the wardrobe portion of towers. Drawers behind doors are painted black.

Note: Drawer behind door list pricing is as follows: 1= \$255

Half depth adjustable shelves and coat hooks may be ordered separately allowing the cupboard and wardrobe area of the 15", 24" and 30" wide towers to support binders as well as shorter coats. (See *Tower Accessories for pricing and order entry information*)

- 15" w Side Access and Display towers include (1) lock.
- Single door towers, double door towers, 24" w and 30" w Side Access and Display towers include (2) locks. (Except full-height doors which include (1) lock)
- Front Access (only) towers with wardrobe include (3) locks. (Except full-height doors with wardrobe which include (2) locks)

Note: All towers are configured from the top down with standard combinations of box and file drawers.

Note: Template pull wardrobes and cabinet doors utilize a pull and self closing hinge in place of touch latch.

Template Pull length:
Steel and Veneer fronts receive 2" pulls on doors and 3" pulls on drawers.
Laminate fronts receive 5" pulls on all doors and drawers.

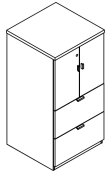
Storage Towers Steel Front - Template Pull

24" Wide Storage Towers

50" High

Series 2 Storage

description	type	w	d	h	lock	pattern no.	P1	P2	P3
50" High Double Door tower with two wide drawers		23 7/8"	23 1/2"	48 5/16"	Y	BT3D5024WWLS	\$2,856.	\$3,285.	\$3,431.



24" and 30" wide double door cabinets may be ordered with a grommet option located in the back of the case by adding a "G" between the 4th and 5th character of the pattern number, example (BT3D**G**6424WLS). Add \$100 list for this option. **Note**, by adding a "G" option, the cabinet will also receive AV hinged doors.

50" High Side Access Bookcase with two box and one file drawer with wardrobe (left hand shown)	left hand	23 7/8"	23 1/2"	48 5/16"	Y	BT3WSBLH5024BBFLS	2,954.	3,396.	3,549.
	right hand	23 7/8"	23 1/2"	48 5/16"	Y	BT3WSBRH5024BBFLS	2,954.	3,396.	3,549.



Series 2 Template Front Storage

Order Code	Specification Information	Application Notes	Critical Dimensions
Example: BT3SBLH5024BBFLS-117	<p>"M" drawers consisting of a box drawer body with a file drawer head are available by substituting any two "B" or any one "F" character within the pattern number, example (DT3SLH6424MFN). Multiple "M" drawers may be specified providing they equal the total modules available.</p> <p>A 6" drawer, behind a cupboard door is available by adding the numeral 1 to the end of the pattern number, example (DT3SLH6424BBFL1)</p> <p>Note: 6" drawer behind doors are not available within the wardrobe portion of towers. Drawers behind doors are painted black.</p>	<p>Hanging rails and other accessories are not included and must be ordered separately. Hanging rails are included with 24" and 30" wide lateral drawers only. (<i>See Tower Accessories for pricing and order entry information</i>)</p> <p>Half depth adjustable shelves and coat hooks may be ordered separately allowing the cupboard and wardrobe area of the 15", 24" and 30" wide towers to support binders as well as shorter coats. (<i>See Tower Accessories for pricing and order entry information</i>)</p> <ul style="list-style-type: none"> 15" w Side Access and Display towers include (1) lock. Single door towers, double door towers, 24" w and 30" w Side Access and Display towers include (2) locks. (Except full-height doors which include (1) lock) Front Access (only) towers with wardrobe include (3) locks. (Except full-height doors with wardrobe which include (2) locks) 	<p>Dimensions under, w, d and h are actual to the nearest 1/16"</p> <p>50", 57" and 64" Tower Internal Dimensions</p> <ul style="list-style-type: none"> Box and M drawer height: 4 5/16" Box and M drawer width: 12 1/16" Box and M drawer depth: 18 3/8" File drawer height: 9 1/4" File drawer width: 12 1/16" File drawer depth: 18 3/8" Wide drawer height: 9 9/16" Wide drawer width: 20 3/4" Wide drawer depth: 22 7/8" <p>Note: All towers are configured from the top down with standard combinations of box and file drawers.</p> <p>Note: Template pull wardrobes and cabinet doors utilize a pull and self closing hinge in place of touch latch.</p> <p>Template Pull length: Steel and Veneer fronts receive 2" pulls on doors and 3" pulls on drawers. Laminate fronts receive 5" pulls on all doors and drawers.</p>
BT3	Series 2 Steel Front		
SB	Side Access Bookcase		
LH	Left Hand Access		
50	50" High		
24	24" Wide		
B	Box Drawer		
B	Box Drawer		
F	File Drawer		
L	Locking		
117	Soft Grey paint finish		
Specification Information	<p>For non-locking towers, deduct as follows from the list price for each unit: Deduct \$30 for (1) lock unit, \$60 for (2) lock unit, and \$75 for a (3) lock unit. Substitute the "L" suffix with an "N" within the pattern number to designate a non-locking unit, example (DT3SLH6424BBFN)</p> <p>Note: Drawer behind door list pricing is as follows: 1= \$255</p>		

Storage Towers Steel Front - Template Pull

24" Wide Storage Towers

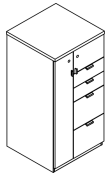
50" High

Series 2 Storage

description	type	w	d	h	lock	pattern no.	P1	P2	P3
50" High Side Access Bookcase with two file drawers with wardrobe (left hand shown)	left hand	23 7/8"	23 1/2"	48 5/16"	Y	BT3WSBLH5024FFLS	\$2,842.	\$3,267.	\$3,409.
	right hand	23 7/8"	23 1/2"	48 5/16"	Y	BT3WSBRH5024FFLS	2,842.	3,267.	3,409.



50" High tower with two box and two file drawers and door and wardrobe (left hand shown)	left hand	23 7/8"	23 1/2"	48 5/16"	Y	BT3WSLH5024BBFFLS	3,102.	3,568.	3,722.
	right hand	23 7/8"	23 1/2"	48 5/16"	Y	BT3WSRH5024BBFFLS	3,102.	3,568.	3,722.



Order Code	Specification Information	Application Notes	Critical Dimensions
Example: BT3SBLH5024BBFLS-117	<p>"M" drawers consisting of a box drawer body with a file drawer head are available by substituting any two "B" or any one "F" character within the pattern number, example (DT3SLH6424MFN). Multiple "M" drawers may be specified providing they equal the total modules available.</p> <p>A 6" drawer, behind a cupboard door is available by adding the numeral 1 to the end of the pattern number, example (DT3SLH6424BBFL1)</p> <p>Note: 6" drawer behind doors are not available within the wardrobe portion of towers. Drawers behind doors are painted black.</p>	<p>Hanging rails and other accessories are not included and must be ordered separately. Hanging rails are included with 24" and 30" wide lateral drawers only. (<i>See Tower Accessories for pricing and order entry information</i>)</p> <p>Half depth adjustable shelves and coat hooks may be ordered separately allowing the cupboard and wardrobe area of the 15", 24" and 30" wide towers to support binders as well as shorter coats. (<i>See Tower Accessories for pricing and order entry information</i>)</p> <ul style="list-style-type: none"> 15" w Side Access and Display towers include (1) lock. Single door towers, double door towers, 24" w and 30" w Side Access and Display towers include (2) locks. (Except full-height doors which include (1) lock) Front Access (only) towers with wardrobe include (3) locks. (Except full-height doors with wardrobe which include (2) locks) 	<p>Dimensions under, w, d and h are actual to the nearest 1/16"</p> <p>50", 57" and 64" Tower Internal Dimensions</p> <ul style="list-style-type: none"> Box and M drawer height: 4 5/16" Box and M drawer width: 12 1/16" Box and M drawer depth: 18 3/8" File drawer height: 9 1/4" File drawer width: 12 1/16" File drawer depth: 18 3/8" Wide drawer height: 9 9/16" Wide drawer width: 20 3/4" Wide drawer depth: 22 7/8" <p>Note: All towers are configured from the top down with standard combinations of box and file drawers.</p> <p>Note: Template pull wardrobes and cabinet doors utilize a pull and self closing hinge in place of touch latch.</p> <p>Template Pull length: Steel and Veneer fronts receive 2" pulls on doors and 3" pulls on drawers. Laminate fronts receive 5" pulls on all doors and drawers.</p>
BT3	Series 2 Steel Front		
SB	Side Access Bookcase		
LH	Left Hand Access		
50	50" High		
24	24" Wide		
B	Box Drawer		
B	Box Drawer		
F	File Drawer		
L	Locking		
117	Soft Grey paint finish		
Specification Information	<p>For non-locking towers, deduct as follows from the list price for each unit: Deduct \$30 for (1) lock unit, \$60 for (2) lock unit, and \$75 for a (3) lock unit. Substitute the "L" suffix with an "N" within the pattern number to designate a non-locking unit, example (DT3SLH6424BBFN)</p>		
	<p>Note: Drawer behind door list pricing is as follows: 1= \$255</p>		

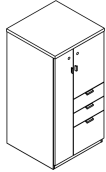
Storage Towers Steel Front - Template Pull

24" Wide Storage Towers

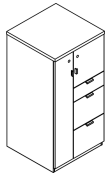
50" High

Series 2 Storage

description	type	w	d	h	lock	pattern no.	P1	P2	P3
50" High tower with two box and one file drawer and door and wardrobe (left hand shown)	left hand	23 ⁷ / ₈ "	23 ¹ / ₂ "	48 ⁵ / ₁₆ "	Y	BT3WSLH5024BBFLS	\$2,768.	\$3,182.	\$3,320.
	right hand	23 ⁷ / ₈ "	23 ¹ / ₂ "	48 ⁵ / ₁₆ "	Y	BT3WSRH5024BBFLS	2,768.	3,182.	3,320.



50" High tower with one box and two file drawers and door and wardrobe (left hand shown)	left hand	23 ⁷ / ₈ "	23 ¹ / ₂ "	48 ⁵ / ₁₆ "	Y	BT3WSLH5024BBFLS	2,827.	3,250.	3,391.
	right hand	23 ⁷ / ₈ "	23 ¹ / ₂ "	48 ⁵ / ₁₆ "	Y	BT3WSRH5024BBFLS	2,827.	3,250.	3,391.



Series 2 Template Front Storage

Order Code	Specification Information	Application Notes	Critical Dimensions
Example: BT3SBLH5024BBFLS-117	<p>"M" drawers consisting of a box drawer body with a file drawer head are available by substituting any two "B" or any one "F" character within the pattern number, example (DT3SLH6424MFN). Multiple "M" drawers may be specified providing they equal the total modules available.</p> <p>A 6" drawer, behind a cupboard door is available by adding the numeral 1 to the end of the pattern number, example (DT3SLH6424BBFL1)</p> <p>Note: 6" drawer behind doors are not available within the wardrobe portion of towers. Drawers behind doors are painted black.</p>	<p>Hanging rails and other accessories are not included and must be ordered separately. Hanging rails are included with 24" and 30" wide lateral drawers only. (See <i>Tower Accessories for pricing and order entry information</i>)</p> <p>Half depth adjustable shelves and coat hooks may be ordered separately allowing the cupboard and wardrobe area of the 15", 24" and 30" wide towers to support binders as well as shorter coats. (See <i>Tower Accessories for pricing and order entry information</i>)</p> <ul style="list-style-type: none"> 15" w Side Access and Display towers include (1) lock. Single door towers, double door towers, 24" w and 30" w Side Access and Display towers include (2) locks. (Except full-height doors which include (1) lock) Front Access (only) towers with wardrobe include (3) locks. (Except full-height doors with wardrobe which include (2) locks) 	<p>Dimensions under, w, d and h are actual to the nearest 1/16"</p> <p>50", 57" and 64" Tower Internal Dimensions</p> <ul style="list-style-type: none"> Box and M drawer height: 4³/₁₆" Box and M drawer width: 12¹/₁₆" Box and M drawer depth: 18³/₈" File drawer height: 9¹/₄" File drawer width: 12¹/₁₆" File drawer depth: 18³/₈" Wide drawer height: 9⁷/₁₆" Wide drawer width: 20³/₄" Wide drawer depth: 22⁷/₈" <p>Note: All towers are configured from the top down with standard combinations of box and file drawers.</p> <p>Note: Template pull wardrobes and cabinet doors utilize a pull and self closing hinge in place of touch latch.</p> <p>Template Pull length: Steel and Veneer fronts receive 2" pulls on doors and 3" pulls on drawers. Laminate fronts receive 5" pulls on all doors and drawers.</p>
BT3 Series 2 Steel Front SB Side Access Bookcase LH Left Hand Access 50 50" High 24 24" Wide B Box Drawer B Box Drawer F File Drawer L Locking 117 Soft Grey paint finish	Specification Information <p>For non-locking towers, deduct as follows from the list price for each unit: Deduct \$30 for (1) lock unit, \$60 for (2) lock unit, and \$75 for a (3) lock unit. Substitute the "L" suffix with an "N" within the pattern number to designate a non-locking unit, example (DT3SLH6424BBFN)</p>		

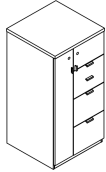
Storage Towers Steel Front - Template Pull

24" Wide Storage Towers

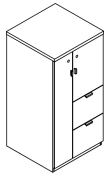
50" High

Series 2 Storage

description	type	w	d	h	lock	pattern no.	P1	P2	P3
50" High tower with three file drawers and door and wardrobe (left hand shown)	left hand	23 7/8"	23 1/2"	48 5/16"	Y	BT3WSLH5024FFFLS	\$2,842.	\$3,267.	\$3,409.
	right hand	23 7/8"	23 1/2"	48 5/16"	Y	BT3WSRH5024FFFLS	2,842.	3,267.	3,409.



50" High tower with two file drawers and door and wardrobe (left hand shown)	left hand	23 7/8"	23 1/2"	48 5/16"	Y	BT3WSLH5024FFFLS	2,537.	2,915.	3,043.
	right hand	23 7/8"	23 1/2"	48 5/16"	Y	BT3WSRH5024FFFLS	2,537.	2,915.	3,043.



Order Code	Specification Information	Application Notes	Critical Dimensions
Example: BT3SBLH5024BBFLS-117	<p>"M" drawers consisting of a box drawer body with a file drawer head are available by substituting any two "B" or any one "F" character within the pattern number, example (DT3SLH6424MFN). Multiple "M" drawers may be specified providing they equal the total modules available.</p> <p>A 6" drawer, behind a cupboard door is available by adding the numeral 1 to the end of the pattern number, example (DT3SLH6424BBFL1)</p> <p>Note: 6" drawer behind doors are not available within the wardrobe portion of towers. Drawers behind doors are painted black.</p>	<p>Hanging rails and other accessories are not included and must be ordered separately. Hanging rails are included with 24" and 30" wide lateral drawers only. (See <i>Tower Accessories for pricing and order entry information</i>)</p> <p>Half depth adjustable shelves and coat hooks may be ordered separately allowing the cupboard and wardrobe area of the 15", 24" and 30" wide towers to support binders as well as shorter coats. (See <i>Tower Accessories for pricing and order entry information</i>)</p> <ul style="list-style-type: none"> 15" w Side Access and Display towers include (1) lock. Single door towers, double door towers, 24" w and 30" w Side Access and Display towers include (2) locks. (Except full-height doors which include (1) lock) Front Access (only) towers with wardrobe include (3) locks. (Except full-height doors with wardrobe which include (2) locks) 	<p>Dimensions under, w, d and h are actual to the nearest 1/16"</p> <p>50", 57" and 64" Tower Internal Dimensions</p> <ul style="list-style-type: none"> Box and M drawer height: 4 5/16" Box and M drawer width: 12 1/16" Box and M drawer depth: 18 3/8" File drawer height: 9 1/4" File drawer width: 12 1/16" File drawer depth: 18 3/8" Wide drawer height: 9 1/16" Wide drawer width: 20 3/4" Wide drawer depth: 22 7/8" <p>Note: All towers are configured from the top down with standard combinations of box and file drawers.</p> <p>Note: Template pull wardrobes and cabinet doors utilize a pull and self closing hinge in place of touch latch.</p> <p>Template Pull length: Steel and Veneer fronts receive 2" pulls on doors and 3" pulls on drawers. Laminate fronts receive 5" pulls on all doors and drawers.</p>
BT3	Series 2 Steel Front		
SB	Side Access Bookcase		
LH	Left Hand Access		
50	50" High		
24	24" Wide		
B	Box Drawer		
B	Box Drawer		
F	File Drawer		
L	Locking		
117	Soft Grey paint finish		
Specification Information	<p>For non-locking towers, deduct as follows from the list price for each unit: Deduct \$30 for (1) lock unit, \$60 for (2) lock unit, and \$75 for a (3) lock unit. Substitute the "L" suffix with an "N" within the pattern number to designate a non-locking unit, example (DT3SLH6424BBFN)</p>		
	<p>Note: Drawer behind door list pricing is as follows: 1= \$255</p>		

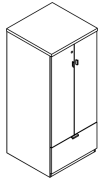
Storage Towers Steel Front - Template Pull

24" Wide Storage Towers

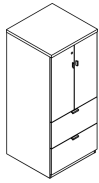
57" High

Series 2 Storage

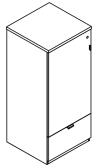
description	type	w	d	h	lock	pattern no.	P1	P2	P3
57" High Double Door tower with one wide drawer		23 7/8"	23 1/2"	56 3/16"	Y	BT3D5724WLS	\$2,539.	\$2,921.	\$3,044.



57" High Double Door tower with two wide drawers		23 7/8"	23 1/2"	56 3/16"	Y	BT3D5724WWLS	2,994.	3,442.	3,592.
--	--	---------	---------	----------	---	---------------------	--------	--------	--------



57" High Single Door tower with wide drawer (left hand shown)	left hand	23 7/8"	23 1/2"	56 3/16"	Y	BT3SLH5724WLS	2,168.	2,494.	2,601.
	right hand	23 7/8"	23 1/2"	56 3/16"	Y	BT3SRH5724WLS	2,168.	2,494.	2,601.



Order Code	Application Notes	Critical Dimensions
------------	-------------------	---------------------

Example: BT3SBLH5724BBFLS-117		
BT3	Series 2 Steel Front	
SB	Side Access Bookcase	
LH	Left Hand Access	
57	57" High	
24	24" Wide	
B	Box Drawer	
B	Box Drawer	
F	File Drawer	
L	Locking	
117	Soft Grey paint finish	

Specification Information

For non-locking towers, deduct as follows from the list price for each unit: Deduct \$30 for (1) lock unit, \$60 for (2) lock unit, and \$75 for a (3) lock unit. Substitute the "L" suffix with an "N" within the pattern number to designate a non-locking unit, example (DT3SLH6424BBFN)

"M" drawers consisting of a box drawer body with a file drawer head are available by substituting any two "B" or any one "F" character within the pattern number, example (DT3SLH6424MFN). Multiple "M" drawers may be specified providing they equal the total modules available.

A 6" drawer, behind a cupboard door is available by adding the numeral 1 to the end of the pattern number, example (DT3SLH6424BBFL1)

Note: 6" drawer behind doors are not available within the wardrobe portion of towers. Drawers behind doors are painted black.

Note: Drawer behind door list pricing is as follows: 1 = \$255

Hanging rails and other accessories are not included and must be ordered separately. Hanging rails are included with 24" and 30" wide lateral drawers only. (See *Tower Accessories for pricing and order entry information*)

Half depth adjustable shelves and coat hooks may be ordered separately allowing the cupboard and wardrobe area of the 15", 24" and 30" wide towers to support binders as well as shorter coats. (See *Tower Accessories for pricing and order entry information*)

- 15" w Side Access and Display towers include (1) lock.
- Single door towers, double door towers, 24" w and 30" w Side Access and Display towers include (2) locks. (Except full-height doors which include (1) lock)
- Front Access (only) towers with wardrobe include (3) locks. (Except full-height doors with wardrobe which include (2) locks)

Dimensions under, **w**, **d** and **h** are actual to the nearest 1/16"

50", 57" and 64" Tower Internal Dimensions

- Box and M drawer height: 4 3/16"
- Box and M drawer width: 12 1/16"
- Box and M drawer depth: 18 3/8"
- File drawer height: 9 1/4"
- File drawer width: 12 1/16"
- File drawer depth: 18 3/8"
- Wide drawer height: 9 7/16"
- Wide drawer width: 20 3/4"
- Wide drawer depth: 22 7/8"

Note: All towers are configured from the top down with standard combinations of box and file drawers.

Note: Template pull wardrobes and cabinet doors utilize a pull and self closing hinge in place of touch latch.

Template Pull length:
Steel and Veneer fronts receive 2" pulls on doors and 3" pulls on drawers.
Laminate fronts receive 5" pulls on all doors and drawers.

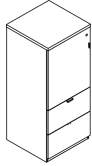
Storage Towers Steel Front - Template Pull

24" Wide Storage Towers

57" High

Series 2 Storage

description	type	w	d	h	lock	pattern no.	P1	P2	P3
57" High Single Door tower with two wide drawers (left hand shown)	left hand	23 ⁷ / ₈ "	23 ¹ / ₂ "	56 ³ / ₁₆ "	Y	BT3SLH5724WWLS	\$2,499.	\$2,874.	\$2,999.
	right hand	23 ⁷ / ₈ "	23 ¹ / ₂ "	56 ³ / ₁₆ "	Y	BT3SRH5724WWLS	2,499.	2,874.	2,999.



57" High Side Access Bookcase with two box and one file drawer with wardrobe (left hand shown)	left hand	23 ⁷ / ₈ "	23 ¹ / ₂ "	56 ³ / ₁₆ "	Y	BT3WSBLH5724BBFLS	3,070.	3,529.	3,686.
	right hand	23 ⁷ / ₈ "	23 ¹ / ₂ "	56 ³ / ₁₆ "	Y	BT3WSBRH5724BBFLS	3,070.	3,529.	3,686.



Order Code	Application Notes	Critical Dimensions
Example: BT3SBLH5724BBFLS-117	Hanging rails and other accessories are not included and must be ordered separately. Hanging rails are included with 24" and 30" wide lateral drawers only. <i>(See Tower Accessories for pricing and order entry information)</i>	Dimensions under, w , d and h are actual to the nearest 1/16"
BT3 Series 2 Steel Front	Half depth adjustable shelves and coat hooks may be ordered separately allowing the cupboard and wardrobe area of the 15", 24" and 30" wide towers to support binders as well as shorter coats. <i>(See Tower Accessories for pricing and order entry information)</i>	50", 57" and 64" Tower Internal Dimensions
SB Side Access Bookcase		<ul style="list-style-type: none">Box and M drawer height: 4 5/16"Box and M drawer width: 12 1/16"Box and M drawer depth: 18 3/8"File drawer height: 9 1/4"File drawer width: 12 1/16"File drawer depth: 18 3/8"Wide drawer height: 9 9/16"Wide drawer width: 20 3/4"Wide drawer depth: 22 7/8"
LH Left Hand Access		
57 57" High		
24 24" Wide		
B Box Drawer		
B Box Drawer		
F File Drawer		
L Locking		
117 Soft Grey paint finish		
Specification Information		
For non-locking towers, deduct as follows from the list price for each unit: Deduct \$30 for (1) lock unit, \$60 for (2) lock unit, and \$75 for a (3) lock unit. Substitute the "L" suffix with an "N" within the pattern number to designate a non-locking unit, example (DT3SLH6424BBFN)	<p>"M" drawers consisting of a box drawer body with a file drawer head are available by substituting any two "B" or any one "F" character within the pattern number, example (DT3SLH6424MFN). Multiple "M" drawers may be specified providing they equal the total modules available.</p> <p>A 6" drawer, behind a cupboard door is available by adding the numeral 1 to the end of the pattern number, example (DT3SLH6424BBFL1)</p> <p>Note: 6" drawer behind doors are not available within the wardrobe portion of towers. Drawers behind doors are painted black.</p> <p>Note: Drawer behind door list pricing is as follows:: 1= \$255</p>	<p>Note: All towers are configured from the top down with standard combinations of box and file drawers.</p> <p>Note: Template pull wardrobes and cabinet doors utilize a pull and self closing hinge in place of touch latch.</p> <p>Template Pull length: Steel and Veneer fronts receive 2" pulls on doors and 3" pulls on drawers. Laminate fronts receive 5" pulls on all doors and drawers.</p>

Storage Towers Steel Front - Template Pull

24" Wide Storage Towers

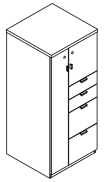
57" High

Series 2 Storage

description	type	w	d	h	lock	pattern no.	P1	P2	P3
57" High Side Access Bookcase with two file drawers with wardrobe (left hand shown)	left hand	23 7/8"	23 1/2"	56 3/16"	Y	BT3WSBLH5724FFLS	\$2,959.	\$3,406.	\$3,554.
	right hand	23 7/8"	23 1/2"	56 3/16"	Y	BT3WSBRH5724FFLS	2,959.	3,406.	3,554.



57" High tower with two box and two file drawers and door and wardrobe (left hand shown)	left hand	23 7/8"	23 1/2"	56 3/16"	Y	BT3WSLH5724BBFFLS	3,168.	3,643.	3,801.
	right hand	23 7/8"	23 1/2"	56 3/16"	Y	BT3WSRH5724BBFFLS	3,168.	3,643.	3,801.



Series 2 Template Front Storage

Order Code		Application Notes	Critical Dimensions
Example: BT3SBLH5724BBFLS-117			Dimensions under, w , d and h are actual to the nearest 1/16"
BT3	Series 2 Steel Front	Hanging rails and other accessories are not included and must be ordered separately. Hanging rails are included with 24" and 30" wide lateral drawers only. (<i>See Tower Accessories for pricing and order entry information</i>)	50", 57" and 64" Tower Internal Dimensions
SB	Side Access Bookcase		
LH	Left Hand Access	Half depth adjustable shelves and coat hooks may be ordered separately allowing the cupboard and wardrobe area of the 15", 24" and 30" wide towers to support binders as well as shorter coats. (<i>See Tower Accessories for pricing and order entry information</i>)	<ul style="list-style-type: none"> Box and M drawer height: 4 3/16" Box and M drawer width: 12 1/16" Box and M drawer depth: 18 3/8" File drawer height: 9 1/4" File drawer width: 12 1/16" File drawer depth: 18 3/8" Wide drawer height: 9 7/16" Wide drawer width: 20 3/4" Wide drawer depth: 22 7/8"
57	57" High		
24	24" Wide	A 6" drawer, behind a cupboard door is available by adding the numeral 1 to the end of the pattern number, example (DT3SLH6424BBFL1)	Note: All towers are configured from the top down with standard combinations of box and file drawers. Note: Template pull wardrobes and cabinet doors utilize a pull and self closing hinge in place of touch latch.
B	Box Drawer		
B	Box Drawer	Note: 6" drawer behind doors are not available within the wardrobe portion of towers. Drawers behind doors are painted black.	Template Pull length: Steel and Veneer fronts receive 2" pulls on doors and 3" pulls on drawers. Laminate fronts receive 5" pulls on all doors and drawers.
F	File Drawer		
L	Locking	Note: Drawer behind door list pricing is as follows:; 1 = \$255	
117	Soft Grey paint finish		
Specification Information			
For non-locking towers, deduct as follows from the list price for each unit: Deduct \$30 for (1) lock unit, \$60 for (2) lock unit, and \$75 for a (3) lock unit. Substitute the "L" suffix with an "N" within the pattern number to designate a non-locking unit, example (DT3SLH6424BBFN)			

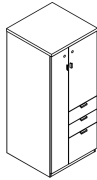
Storage Towers Steel Front - Template Pull

24" Wide Storage Towers

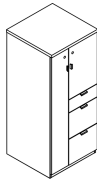
57" High

Series 2 Storage

description	type	w	d	h	lock	pattern no.	P1	P2	P3
57" High tower with two box and one file drawer and door and wardrobe (left hand shown)	left hand	23 ⁷ / ₈ "	23 ¹ / ₂ "	56 ³ / ₁₆ "	Y	BT3WSLH5724BBFLS	\$2,798.	\$3,219.	\$3,358.
	right hand	23 ⁷ / ₈ "	23 ¹ / ₂ "	56 ³ / ₁₆ "	Y	BT3WSRH5724BBFLS	2,798.	3,219.	3,358.



57" High tower with one box and two file drawers and door and wardrobe (left hand shown)	left hand	23 ⁷ / ₈ "	23 ¹ / ₂ "	56 ³ / ₁₆ "	Y	BT3WSLH5724BBFLS	2,951.	3,394.	3,539.
	right hand	23 ⁷ / ₈ "	23 ¹ / ₂ "	56 ³ / ₁₆ "	Y	BT3WSRH5724BBFLS	2,951.	3,394.	3,539.



Order Code

Example:	BT3SBLH5724BBFLS-117
BT3	Series 2 Steel Front
SB	Side Access Bookcase
LH	Left Hand Access
57	57" High
24	24" Wide
B	Box Drawer
B	Box Drawer
F	File Drawer
L	Locking
117	Soft Grey paint finish

Specification Information

For non-locking towers, deduct as follows from the list price for each unit: Deduct \$30 for (1) lock unit, \$60 for (2) lock unit, and \$75 for a (3) lock unit. Substitute the "L" suffix with an "N" within the pattern number to designate a non-locking unit, example (DT3SLH6424BBFN)

"M" drawers consisting of a box drawer body with a file drawer head are available by substituting any two "B" or any one "F" character within the pattern number, example (DT3SLH6424MFN). Multiple "M" drawers may be specified providing they equal the total modules available.

A 6" drawer, behind a cupboard door is available by adding the numeral 1 to the end of the pattern number, example (DT3SLH6424BBFL1)

Note: 6" drawer behind doors are not available within the wardrobe portion of towers. Drawers behind doors are painted black.

Note: Drawer behind door list pricing is as follows: 1 = \$255

Application Notes

Hanging rails and other accessories are not included and must be ordered separately. Hanging rails are included with 24" and 30" wide lateral drawers only. (See *Tower Accessories for pricing and order entry information*)

Half depth adjustable shelves and coat hooks may be ordered separately allowing the cupboard and wardrobe area of the 15", 24" and 30" wide towers to support binders as well as shorter coats. (See *Tower Accessories for pricing and order entry information*)

- 15" w Side Access and Display towers include (1) lock.
- Single door towers, double door towers, 24" w and 30" w Side Access and Display towers include (2) locks. (Except full-height doors which include (1) lock)
- Front Access (only) towers with wardrobe include (3) locks. (Except full-height doors with wardrobe which include (2) locks)

Critical Dimensions

Dimensions under, **w**, **d** and **h** are actual to the nearest 1/16"

50", 57" and 64" Tower Internal Dimensions

- Box and M drawer height: 4³/₁₆"
- Box and M drawer width: 12¹/₁₆"
- Box and M drawer depth: 18³/₈"
- File drawer height: 9¹/₄"
- File drawer width: 12¹/₁₆"
- File drawer depth: 18³/₈"
- Wide drawer height: 9⁹/₁₆"
- Wide drawer width: 20³/₄"
- Wide drawer depth: 22⁷/₈"

Note: All towers are configured from the top down with standard combinations of box and file drawers.

Note: Template pull wardrobes and cabinet doors utilize a pull and self closing hinge in place of touch latch.

Template Pull length:
Steel and Veneer fronts receive 2" pulls on doors and 3" pulls on drawers.
Laminate fronts receive 5" pulls on all doors and drawers.

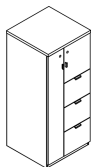
Storage Towers Steel Front - Template Pull

24" Wide Storage Towers

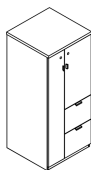
57" High

Series 2 Storage

description	type	w	d	h	lock	pattern no.	P1	P2	P3
57" High tower with three file drawers and door and wardrobe (left hand shown)	left hand	23 7/8"	23 1/2"	56 3/16"	Y	BT3WSLH5724FFFLS	\$2,909.	\$3,346.	\$3,487.
	right hand	23 7/8"	23 1/2"	56 3/16"	Y	BT3WSRH5724FFFLS	2,909.	3,346.	3,487.



57" High tower with two file drawers and door and wardrobe (left hand shown)	left hand	23 7/8"	23 1/2"	56 3/16"	Y	BT3WSLH5724FFFLS	2,613.	3,005.	3,138.
	right hand	23 7/8"	23 1/2"	56 3/16"	Y	BT3WSRH5724FFFLS	2,613.	3,005.	3,138.



Series 2 Template Front Storage

Order Code

Example:	BT3SBLH5724BBFLS-117
BT3	Series 2 Steel Front
SB	Side Access Bookcase
LH	Left Hand Access
57	57" High
24	24" Wide
B	Box Drawer
B	Box Drawer
F	File Drawer
L	Locking
117	Soft Grey paint finish

Specification Information

For non-locking towers, deduct as follows from the list price for each unit: Deduct \$30 for (1) lock unit, \$60 for (2) lock unit, and \$75 for a (3) lock unit. Substitute the "L" suffix with an "N" within the pattern number to designate a non-locking unit, example (DT3SLH6424BBFN)

"M" drawers consisting of a box drawer body with a file drawer head are available by substituting any two "B" or any one "F" character within the pattern number, example (DT3SLH6424MFN). Multiple "M" drawers may be specified providing they equal the total modules available.

A 6" drawer, behind a cupboard door is available by adding the numeral 1 to the end of the pattern number, example (DT3SLH6424BBFL1)

Note: 6" drawer behind doors are not available within the wardrobe portion of towers. Drawers behind doors are painted black.

Note: Drawer behind door list pricing is as follows: 1 = \$255

Application Notes

Hanging rails and other accessories are not included and must be ordered separately. Hanging rails are included with 24" and 30" wide lateral drawers only. (See *Tower Accessories for pricing and order entry information*)

Half depth adjustable shelves and coat hooks may be ordered separately allowing the cupboard and wardrobe area of the 15", 24" and 30" wide towers to support binders as well as shorter coats. (See *Tower Accessories for pricing and order entry information*)

- 15" w Side Access and Display towers include (1) lock.
- Single door towers, double door towers, 24" w and 30" w Side Access and Display towers include (2) locks. (Except full-height doors which include (1) lock)
- Front Access (only) towers with wardrobe include (3) locks. (Except full-height doors with wardrobe which include (2) locks)

Critical Dimensions

Dimensions under, **w**, **d** and **h** are actual to the nearest 1/16"

50", 57" and 64" Tower Internal Dimensions

- Box and M drawer height: 4 3/16"
- Box and M drawer width: 12 1/16"
- Box and M drawer depth: 18 3/8"
- File drawer height: 9 1/4"
- File drawer width: 12 1/16"
- File drawer depth: 18 3/8"
- Wide drawer height: 9 1/16"
- Wide drawer width: 20 3/4"
- Wide drawer depth: 22 7/8"

Note: All towers are configured from the top down with standard combinations of box and file drawers.

Note: Template pull wardrobes and cabinet doors utilize a pull and self closing hinge in place of touch latch.

Template Pull length:
Steel and Veneer fronts receive 2" pulls on doors and 3" pulls on drawers.
Laminate fronts receive 5" pulls on all doors and drawers.

Storage Towers Steel Front - Template Pull

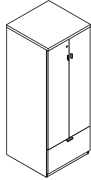
24" Wide Storage Towers

64" High

Series 2 Storage

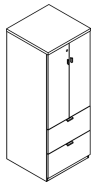
description	type	w	d	h	lock	pattern no.	P1	P2	P3
-------------	------	---	---	---	------	-------------	----	----	----

64" High Double Door tower with one wide drawer



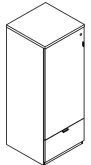
24" and 30" wide double door cabinets may be ordered with a grommet option located in the back of the case by adding a "G" between the 4th and 5th character of the pattern number, example (BT3D**G**6424WLS). Add \$100 list for this option. **Note**, by adding a "G" option, the cabinet will also receive AV hinged doors.

64" High Double Door tower with two wide drawers



24" and 30" wide double door cabinets may be ordered with a grommet option located in the back of the case by adding a "G" between the 4th and 5th character of the pattern number, example (DT3D**G**6424WL). Add \$100 list for this option. **Note**, by adding a "G" option, the cabinet will also receive AV hinged doors.

64" High Single Door tower with wide drawer (left hand shown)



left hand	23 7/8"	23 1/2"	63 5/16"	Y	BT3SLH6424WLS	2,197.	2,524.	2,635.
right hand	23 7/8"	23 1/2"	63 5/16"	Y	BT3SRH6424WLS	2,197.	2,524.	2,635.

Order Code

Example:	BT3SBLH6424BBFLS-117
BT3	Series 2 Steel Front
SB	Side Access Bookcase
LH	Left Hand Access
64	64" High
24	24" Wide
B	Box Drawer
B	Box Drawer
F	File Drawer
L	Locking
117	Soft Grey paint finish

Specification Information

For non-locking towers, deduct as follows from the list price for each unit: Deduct \$30 for (1) lock unit, \$60 for (2) lock unit, and \$75 for a (3) lock unit. Substitute the "L" suffix with an "N" within the pattern number to designate a non-locking unit, example (DT3SLH6424BBFN)

"M" drawers consisting of a box drawer body with a file drawer head are available by substituting any two "B" or any one "F" character within the pattern number, example (DT3SLH6424MFN). Multiple "M" drawers may be specified providing they equal the total modules available.

A 6" drawer, behind a cupboard door is available by adding the numeral 1 to the end of the pattern number, example (DT3SLH6424BBFL1)

Note: 6" drawer behind doors are not available within the wardrobe portion of towers. Drawers behind doors are painted black.

Note: Drawer behind door list pricing is as follows: 1 = \$255

Application Notes

Hanging rails and other accessories are not included and must be ordered separately. Hanging rails are included with 24" and 30" wide lateral drawers only. (See *Tower Accessories for pricing and order entry information*)

Half depth adjustable shelves and coat hooks may be ordered separately allowing the cupboard and wardrobe area of the 15", 24" and 30" wide towers to support binders as well as shorter coats. (See *Tower Accessories for pricing and order entry information*)

- 15" w Side Access and Display towers include (1) lock.
- Single door towers, double door towers, 24" w and 30" w Side Access and Display towers include (2) locks. (Except full-height doors which include (1) lock)
- Front Access (only) towers with wardrobe include (3) locks. (Except full-height doors with wardrobe which include (2) locks)

Critical Dimensions

Dimensions under, **w**, **d** and **h** are actual to the nearest 1/16"

50", 57" and 64" Tower Internal Dimensions

- Box and M drawer height: 4 3/16"
- Box and M drawer width: 12 1/16"
- Box and M drawer depth: 18 3/8"
- File drawer height: 9 1/4"
- File drawer width: 12 1/16"
- File drawer depth: 18 3/8"
- Wide drawer height: 9 1/16"
- Wide drawer width: 20 3/4"
- Wide drawer depth: 22 7/8"

Note: All towers are configured from the top down with standard combinations of box and file drawers.

Note: Template pull wardrobes and cabinet doors utilize a pull and self closing hinge in place of touch latch.

Template Pull length:
Steel and Veneer fronts receive 2" pulls on doors and 3" pulls on drawers.
Laminate fronts receive 5" pulls on all doors and drawers.

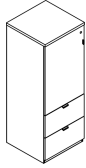
Storage Towers Steel Front - Template Pull

24" Wide Storage Towers

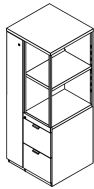
64" High

Series 2 Storage

description	type	w	d	h	lock	pattern no.	P1	P2	P3
64" High Single Door tower with two wide drawers (left hand shown)	left hand	23 ⁷ / ₈ "	23 ¹ / ₂ "	63 ⁵ / ₁₆ "	Y	BT3SLH6424WWLS	\$2,631.	\$3,024.	\$3,155.
	right hand	23 ⁷ / ₈ "	23 ¹ / ₂ "	63 ⁵ / ₁₆ "	Y	BT3SRH6424WWLS	2,631.	3,024.	3,155.



64" High Display tower with two file drawers and wardrobe (left hand shown)	left hand	23 ⁷ / ₈ "	23 ¹ / ₂ "	63 ⁵ / ₁₆ "	Y	BT3WBDLH6424FFLS	3,055.	3,516.	3,665.
	right hand	23 ⁷ / ₈ "	23 ¹ / ₂ "	63 ⁵ / ₁₆ "	Y	BT3WBDRH6424FFLS	3,055.	3,516.	3,665.



Series 2 Template Front Storage

Order Code

Example:	BT3SBLH6424BBFLS-117
BT3	Series 2 Steel Front
SB	Side Access Bookcase
LH	Left Hand Access
64	64" High
24	24" Wide
B	Box Drawer
B	Box Drawer
F	File Drawer
L	Locking
117	Soft Grey paint finish

Specification Information

For non-locking towers, deduct as follows from the list price for each unit: Deduct \$30 for (1) lock unit, \$60 for (2) lock unit, and \$75 for a (3) lock unit. Substitute the "L" suffix with an "N" within the pattern number to designate a non-locking unit, example (DT3SLH6424BBFN)

Application Notes

Hanging rails and other accessories are not included and must be ordered separately. Hanging rails are included with 24" and 30" wide lateral drawers only. (See *Tower Accessories for pricing and order entry information*)

Half depth adjustable shelves and coat hooks may be ordered separately allowing the cupboard and wardrobe area of the 15", 24" and 30" wide towers to support binders as well as shorter coats. (See *Tower Accessories for pricing and order entry information*)

- 15" w Side Access and Display towers include (1) lock.
- Single door towers, double door towers, 24" w and 30" w Side Access and Display towers include (2) locks. (Except full-height doors which include (1) lock)
- Front Access (only) towers with wardrobe include (3) locks. (Except full-height doors with wardrobe which include (2) locks)

Critical Dimensions

Dimensions under, **w**, **d** and **h** are actual to the nearest 1/16"

50", 57" and 64" Tower Internal Dimensions

- Box and M drawer height: 4⁵/₁₆"
- Box and M drawer width: 12¹/₁₆"
- Box and M drawer depth: 18³/₈"
- File drawer height: 9¹/₄"
- File drawer width: 12¹/₁₆"
- File drawer depth: 18³/₈"
- Wide drawer height: 9⁷/₁₆"
- Wide drawer width: 20³/₄"
- Wide drawer depth: 22⁷/₈"

Note: All towers are configured from the top down with standard combinations of box and file drawers.

Note: Template pull wardrobes and cabinet doors utilize a pull and self closing hinge in place of touch latch.

Template Pull length:
Steel and Veneer fronts receive 2" pulls on doors and 3" pulls on drawers.
Laminate fronts receive 5" pulls on all doors and drawers.

"M" drawers consisting of a box drawer body with a file drawer head are available by substituting any two "B" or any one "F" character within the pattern number, example (DT3SLH6424MFN). Multiple "M" drawers may be specified providing they equal the total modules available.

A 6" drawer, behind a cupboard door is available by adding the numeral 1 to the end of the pattern number, example (DT3SLH6424BBFL1)

Note: 6" drawer behind doors are not available within the wardrobe portion of towers. Drawers behind doors are painted black.

Note: Drawer behind door list pricing is as follows: 1 = \$255

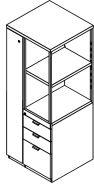
Storage Towers Steel Front - Template Pull

24" Wide Storage Towers

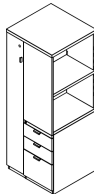
64" High

Series 2 Storage

description	type	w	d	h	lock	pattern no.	P1	P2	P3
64" High Display tower with two box and one file drawer and wardrobe (left hand shown)	left hand	23 7/8"	23 1/2"	63 5/16"	Y	BT3WBDLH6424BBFLS	\$3,167.	\$3,643.	\$3,801.
	right hand	23 7/8"	23 1/2"	63 5/16"	Y	BT3WBDRH6424BBFLS	3,167.	3,643.	3,801.



64" High Side Access Bookcase with two box and one file drawer with wardrobe (left hand shown)	left hand	23 7/8"	23 1/2"	63 5/16"	Y	BT3WSBLH6424BBFLS	3,138.	3,606.	3,764.
	right hand	23 7/8"	23 1/2"	63 5/16"	Y	BT3WSBRH6424BBFLS	3,138.	3,606.	3,764.



Order Code		Application Notes	Critical Dimensions
Example: BT3SBLH6424BBFLS-117			Dimensions under, w , d and h are actual to the nearest 1/16"
BT3	Series 2 Steel Front	Hanging rails and other accessories are not included and must be ordered separately. Hanging rails are included with 24" and 30" wide lateral drawers only. (<i>See Tower Accessories for pricing and order entry information</i>)	50", 57" and 64" Tower Internal Dimensions
SB	Side Access Bookcase		
LH	Left Hand Access	Half depth adjustable shelves and coat hooks may be ordered separately allowing the cupboard and wardrobe area of the 15", 24" and 30" wide towers to support binders as well as shorter coats. (<i>See Tower Accessories for pricing and order entry information</i>)	<ul style="list-style-type: none"> Box and M drawer height: 4 5/16" Box and M drawer width: 12 1/16" Box and M drawer depth: 18 3/8" File drawer height: 9 1/4" File drawer width: 12 1/16" File drawer depth: 18 3/8" Wide drawer height: 9 7/16" Wide drawer width: 20 3/4" Wide drawer depth: 22 7/8"
64	64" High		
24	24" Wide	A 6" drawer, behind a cupboard door is available by adding the numeral 1 to the end of the pattern number, example (DT3SLH6424BBFL1)	Note: All towers are configured from the top down with standard combinations of box and file drawers. Note: Template pull wardrobes and cabinet doors utilize a pull and self closing hinge in place of touch latch. Template Pull length: Steel and Veneer fronts receive 2" pulls on doors and 3" pulls on drawers. Laminate fronts receive 5" pulls on all doors and drawers.
B	Box Drawer		
B	Box Drawer	Note: 6" drawer behind doors are not available within the wardrobe portion of towers. Drawers behind doors are painted black.	
F	File Drawer		
L	Locking	Note: Drawer behind door list pricing is as follows:; 1= \$255	
117	Soft Grey paint finish		
Specification Information			
For non-locking towers, deduct as follows from the list price for each unit: Deduct \$30 for (1) lock unit, \$60 for (2) lock unit, and \$75 for a (3) lock unit. Substitute the "L" suffix with an "N" within the pattern number to designate a non-locking unit, example (DT3SLH6424BBFN)			

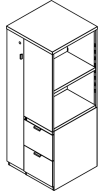
Storage Towers Steel Front - Template Pull

24" Wide Storage Towers

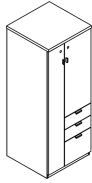
64" High

Series 2 Storage

description	type	w	d	h	lock	pattern no.	P1	P2	P3
64" High Side Access Bookcase with two file drawers with wardrobe (left hand shown)	left hand	23 7/8"	23 1/2"	63 5/16"	Y	BT3WSBLH6424FFLS	\$3,028.	\$3,483.	\$3,638.
	right hand	23 7/8"	23 1/2"	63 5/16"	Y	BT3WSBRH6424FFLS	3,028.	3,483.	3,638.



64" High tower with two box and one file drawer and door and wardrobe (left hand shown)	left hand	23 7/8"	23 1/2"	63 5/16"	Y	BT3WSLH6424BBFLS	2,817.	3,239.	3,381.
	right hand	23 7/8"	23 1/2"	63 5/16"	Y	BT3WSRH6424BBFLS	2,817.	3,239.	3,381.



Series 2 Template Front Storage

Order Code		Application Notes	Critical Dimensions
Example: BT3SBLH6424BBFLS-117			Dimensions under, w , d and h are actual to the nearest 1/16"
BT3	Series 2 Steel Front	Hanging rails and other accessories are not included and must be ordered separately. Hanging rails are included with 24" and 30" wide lateral drawers only. (See <i>Tower Accessories for pricing and order entry information</i>)	50", 57" and 64" Tower Internal Dimensions
SB	Side Access Bookcase		
LH	Left Hand Access	Half depth adjustable shelves and coat hooks may be ordered separately allowing the cupboard and wardrobe area of the 15", 24" and 30" wide towers to support binders as well as shorter coats. (See <i>Tower Accessories for pricing and order entry information</i>)	<ul style="list-style-type: none"> Box and M drawer height: 4 5/16" Box and M drawer width: 12 1/16" Box and M drawer depth: 18 3/8" File drawer height: 9 1/4" File drawer width: 12 1/16" File drawer depth: 18 3/8" Wide drawer height: 9 1/16" Wide drawer width: 20 3/4" Wide drawer depth: 22 7/8"
64	64" High		
24	24" Wide	A 6" drawer, behind a cupboard door is available by adding the numeral 1 to the end of the pattern number, example (DT3SLH6424BBFL1)	Note: All towers are configured from the top down with standard combinations of box and file drawers.
B	Box Drawer		
B	Box Drawer	Note: 6" drawer behind doors are not available within the wardrobe portion of towers. Drawers behind doors are painted black.	Note: Template pull wardrobes and cabinet doors utilize a pull and self closing hinge in place of touch latch.
F	File Drawer		
L	Locking	Note: Drawer behind door list pricing is as follows: 1 = \$255	Template Pull length: Steel and Veneer fronts receive 2" pulls on doors and 3" pulls on drawers. Laminate fronts receive 5" pulls on all doors and drawers.
117	Soft Grey paint finish		
Specification Information			
For non-locking towers, deduct as follows from the list price for each unit: Deduct \$30 for (1) lock unit, \$60 for (2) lock unit, and \$75 for a (3) lock unit. Substitute the "L" suffix with an "N" within the pattern number to designate a non-locking unit, example (DT3SLH6424BBFN)			

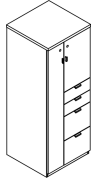
Storage Towers Steel Front - Template Pull

24" Wide Storage Towers

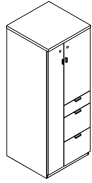
64" High

Series 2 Storage

description	type	w	d	h	lock	pattern no.	P1	P2	P3
64" High tower with two box and two file drawers and door and wardrobe (left hand shown)	left hand	23 ⁷ / ₈ "	23 ¹ / ₂ "	63 ⁵ / ₁₆ "	Y	BT3WSLH6424BBFELS	\$3,236.	\$3,721.	\$3,880.
	right hand	23 ⁷ / ₈ "	23 ¹ / ₂ "	63 ⁵ / ₁₆ "	Y	BT3WSRH6424BBFELS	3,236.	3,721.	3,880.



64" High tower with one box and two file drawers and door and wardrobe (left hand shown)	left hand	23 ⁷ / ₈ "	23 ¹ / ₂ "	63 ⁵ / ₁₆ "	Y	BT3WSLH6424BBFELS	2,994.	3,442.	3,595.
	right hand	23 ⁷ / ₈ "	23 ¹ / ₂ "	63 ⁵ / ₁₆ "	Y	BT3WSRH6424BBFELS	2,994.	3,442.	3,595.



Order Code	Application Notes	Critical Dimensions
Example: BT3SBLH6424BBFLS-117	Hanging rails and other accessories are not included and must be ordered separately. Hanging rails are included with 24" and 30" wide lateral drawers only. <i>(See Tower Accessories for pricing and order entry information)</i>	Dimensions under, w , d and h are actual to the nearest 1/16"
BT3 Series 2 Steel Front	Half depth adjustable shelves and coat hooks may be ordered separately allowing the cupboard and wardrobe area of the 15", 24" and 30" wide towers to support binders as well as shorter coats. <i>(See Tower Accessories for pricing and order entry information)</i>	50", 57" and 64" Tower Internal Dimensions
SB Side Access Bookcase		<ul style="list-style-type: none">Box and M drawer height: 4 5/16"Box and M drawer width: 12 1/16"Box and M drawer depth: 18 3/8"File drawer height: 9 1/4"File drawer width: 12 1/16"File drawer depth: 18 3/8"Wide drawer height: 9 9/16"Wide drawer width: 20 3/4"Wide drawer depth: 22 7/8"
LH Left Hand Access		
64 64" High		
24 24" Wide		
B Box Drawer		
B Box Drawer		
F File Drawer		
L Locking		
117 Soft Grey paint finish		
Specification Information		
For non-locking towers, deduct as follows from the list price for each unit: Deduct \$30 for (1) lock unit, \$60 for (2) lock unit, and \$75 for a (3) lock unit. Substitute the "L" suffix with an "N" within the pattern number to designate a non-locking unit, example (DT3SLH6424BBFN)		
"M" drawers consisting of a box drawer body with a file drawer head are available by substituting any two "B" or any one "F" character within the pattern number, example (DT3SLH6424MFN). Multiple "M" drawers may be specified providing they equal the total modules available.		
A 6" drawer, behind a cupboard door is available by adding the numeral 1 to the end of the pattern number, example (DT3SLH6424BBFL1)		
Note: 6" drawer behind doors are not available within the wardrobe portion of towers. Drawers behind doors are painted black.		
Note: Drawer behind door list pricing is as follows:: 1= \$255		
	<ul style="list-style-type: none">15"w Side Access and Display towers include (1) lock.Single door towers, double door towers, 24"w and 30"w Side Access and Display towers include (2) locks. (Except full-height doors which include (1) lock)Front Access (only) towers with wardrobe include (3) locks. (Except full-height doors with wardrobe which include (2) locks)	Note: All towers are configured from the top down with standard combinations of box and file drawers.
		Note: Template pull wardrobes and cabinet doors utilize a pull and self closing hinge in place of touch latch.
		Template Pull length: Steel and Veneer fronts receive 2" pulls on doors and 3" pulls on drawers. Laminate fronts receive 5" pulls on all doors and drawers.

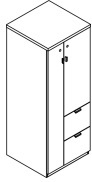
Storage Towers Steel Front - Template Pull

24" Wide Storage Towers

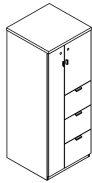
64" High

Series 2 Storage

description	type	w	d	h	lock	pattern no.	P1	P2	P3
64" High tower with two file drawers and door and wardrobe (left hand shown)	left hand	23 7/8"	23 1/2"	63 5/16"	Y	BT3WSLH6424FFLS	\$2,690.	\$3,094.	\$3,228.
	right hand	23 7/8"	23 1/2"	63 5/16"	Y	BT3WSRH6424FFLS	2,690.	3,094.	3,228.



64" High tower with three file drawers and door and wardrobe (left hand shown)	left hand	23 7/8"	23 1/2"	63 5/16"	Y	BT3WSLH6424FFFLS	2,980.	3,424.	3,573.
	right hand	23 7/8"	23 1/2"	63 5/16"	Y	BT3WSRH6424FFFLS	2,980.	3,424.	3,573.



Series 2 Template Front Storage

Order Code		Application Notes	Critical Dimensions
Example: BT3SBLH6424BBFLS-117			
BT3	Series 2 Steel Front	Hanging rails and other accessories are not included and must be ordered separately. Hanging rails are included with 24" and 30" wide lateral drawers only. (<i>See Tower Accessories for pricing and order entry information</i>)	Dimensions under, w , d and h are actual to the nearest 1/16"
SB	Side Access Bookcase		
LH	Left Hand Access	Half depth adjustable shelves and coat hooks may be ordered separately allowing the cupboard and wardrobe area of the 15", 24" and 30" wide towers to support binders as well as shorter coats. (<i>See Tower Accessories for pricing and order entry information</i>)	50", 57" and 64" Tower Internal Dimensions
64	64" High		
24	24" Wide	<ul style="list-style-type: none"> 15" w Side Access and Display towers include (1) lock. Single door towers, double door towers, 24" w and 30" w Side Access and Display towers include (2) locks. (Except full-height doors which include (1) lock) Front Access (only) towers with wardrobe include (3) locks. (Except full-height doors with wardrobe which include (2) locks) 	<ul style="list-style-type: none"> Box and M drawer height: 4 5/16" Box and M drawer width: 12 1/16" Box and M drawer depth: 18 3/8" File drawer height: 9 1/4" File drawer width: 12 1/16" File drawer depth: 18 3/8" Wide drawer height: 9 7/16" Wide drawer width: 20 3/4" Wide drawer depth: 22 7/8"
B	Box Drawer		
B	Box Drawer	<p>A 6" drawer, behind a cupboard door is available by adding the numeral 1 to the end of the pattern number, example (DT3SLH6424BBFL1)</p> <p>Note: 6" drawer behind doors are not available within the wardrobe portion of towers. Drawers behind doors are painted black.</p> <p>Note: Drawer behind door list pricing is as follows: 1 = \$255</p>	<p>Note: All towers are configured from the top down with standard combinations of box and file drawers.</p> <p>Note: Template pull wardrobes and cabinet doors utilize a pull and self closing hinge in place of touch latch.</p>
F	File Drawer		
L	Locking		
117	Soft Grey paint finish		
Specification Information			
<p>For non-locking towers, deduct as follows from the list price for each unit: Deduct \$30 for (1) lock unit, \$60 for (2) lock unit, and \$75 for a (3) lock unit. Substitute the "L" suffix with an "N" within the pattern number to designate a non-locking unit, example (DT3SLH6424BBFN)</p>			<p>Template Pull length: Steel and Veneer fronts receive 2" pulls on doors and 3" pulls on drawers. Laminate fronts receive 5" pulls on all doors and drawers.</p>

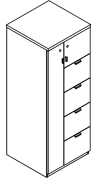
Storage Towers Steel Front - Template Pull

24" Wide Storage Towers

64" High

Series 2 Storage

description	type	w	d	h	lock	pattern no.	P1	P2	P3
64" High tower with four file drawers and door and wardrobe (left hand shown)	left hand	23 7/8"	23 1/2"	63 3/16"	Y	BT3WSLH6424FFFLS	\$3,280.	\$3,770.	\$3,931.
	right hand	23 7/8"	23 1/2"	63 3/16"	Y	BT3WSRH6424FFFLS	3,280.	3,770.	3,931.



Order Code

Example: **BT3SBLH6424BBFLS-117**

BT3	Series 2 Steel Front
SB	Side Access Bookcase
LH	Left Hand Access
64	64" High
24	24" Wide
B	Box Drawer
B	Box Drawer
F	File Drawer
L	Locking
117	Soft Grey paint finish

Specification Information

For non-locking towers, deduct as follows from the list price for each unit: Deduct \$30 for (1) lock unit, \$60 for (2) lock unit, and \$75 for a (3) lock unit. Substitute the "L" suffix with an "N" within the pattern number to designate a non-locking unit, example (DT3SLH6424BBFN)

"M" drawers consisting of a box drawer body with a file drawer head are available by substituting any two "B" or any one "F" character within the pattern number, example (DT3SLH6424MFN). Multiple "M" drawers may be specified providing they equal the total modules available.

A 6" drawer, behind a cupboard door is available by adding the numeral 1 to the end of the pattern number, example (DT3SLH6424BBFL1)

Note: 6" drawer behind doors are not available within the wardrobe portion of towers. Drawers behind doors are painted black.

Note: Drawer behind door list pricing is as follows:; 1 = \$255

Application Notes

Hanging rails and other accessories are not included and must be ordered separately. Hanging rails are included with 24" and 30" wide lateral drawers only. (See *Tower Accessories for pricing and order entry information*)

Half depth adjustable shelves and coat hooks may be ordered separately allowing the cupboard and wardrobe area of the 15", 24" and 30" wide towers to support binders as well as shorter coats. (See *Tower Accessories for pricing and order entry information*)

- 15" w Side Access and Display towers include (1) lock.
- Single door towers, double door towers, 24" w and 30" w Side Access and Display towers include (2) locks. (Except full-height doors which include (1) lock)
- Front Access (only) towers with wardrobe include (3) locks. (Except full-height doors with wardrobe which include (2) locks)

Critical Dimensions

Dimensions under, **w**, **d** and **h** are actual to the nearest 1/16"

50", 57" and 64" Tower Internal Dimensions

- Box and M drawer height: 4 3/16"
- Box and M drawer width: 12 1/16"
- Box and M drawer depth: 18 3/8"
- File drawer height: 9 1/4"
- File drawer width: 12 1/16"
- File drawer depth: 18 3/8"
- Wide drawer height: 9 9/16"
- Wide drawer width: 20 3/4"
- Wide drawer depth: 22 7/8"

Note: All towers are configured from the top down with standard combinations of box and file drawers.

Note: Template pull wardrobes and cabinet doors utilize a pull and self closing hinge in place of touch latch.

Template Pull length:
Steel and Veneer fronts receive 2" pulls on doors and 3" pulls on drawers.
Laminate fronts receive 5" pulls on all doors and drawers.

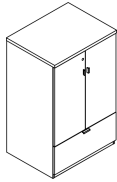
Storage Towers Steel Front - Template Pull

30" Wide Storage Towers

50" High

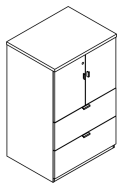
Series 2 Storage

description	type	w	d	h	lock	pattern no.	P1	P2	P3
50" High Double Door tower with one wide drawer		29 ⁷ / ₈ "	23 ¹ / ₂ "	48 ⁵ / ₁₆ "	Y	BT3D5030WLS	\$2,856.	\$3,285.	\$3,431.



24" and 30" wide double door cabinets may be ordered with a grommet option located in the back of the case by adding a **"G"** between the 4th and 5th character of the pattern number, example (BT3D**G**6424WLS). Add \$100 list for this option. **Note**, by adding a **"G"** option, the cabinet will also receive AV hinged doors.

50" High Double Door tower with two wide drawers		29 ⁷ / ₈ "	23 ¹ / ₂ "	48 ⁵ / ₁₆ "	Y	BT3D5030WWLS	3,420.	3,930.	4,104.
--	--	----------------------------------	----------------------------------	-----------------------------------	---	---------------------	--------	--------	--------



24" and 30" wide double door cabinets may be ordered with a grommet option located in the back of the case by adding a **"G"** between the 4th and 5th character of the pattern number, example (BT3D**G**6424WLS). Add \$100 list for this option. **Note**, by adding a **"G"** option, the cabinet will also receive AV hinged doors.

Order Code	Specification Information	Application Notes	Critical Dimensions
Example: BT3WSLH5030BBFLS-117	For non-locking towers, deduct as follows from the list price for each unit: Deduct \$30 for (1) lock unit, \$60 for (2) lock unit, and \$75 for a (3) lock unit. Substitute the "L" suffix with an "N" within the pattern number to designate a non-locking unit, example (DT3WSLH5030BBFN)	Note: 6" drawers behind doors are not available within the wardrobe portion of towers. Drawers behind doors are painted black.	Dimensions under, w , d and h are actual to the nearest ¹ / ₁₆ "
BT3 Series 2 Steel Front		Note: Drawers behind doors list prices are as follows: 1= \$255	50", 57" and 64" Tower Internal Dimensions
WS Wardrobe and Single Door		Application Notes	<ul style="list-style-type: none"> Box and M drawer height: 4⁵/₁₆" Box and M drawer width: 12¹/₁₆" Box and M drawer depth: 18³/₈" File drawer height: 9¹/₄" File drawer width: 12¹/₁₆" File drawer depth: 18³/₈" Wide drawer height: 9⁹/₁₆" Wide drawer width: 20³/₄" Wide drawer depth: 22⁷/₈"
LH Left Hand Access		Hanging rails and other accessories are not included and must be ordered separately. Hanging rails are included with 24" and 30" wide lateral drawers only. (See <i>Tower Accessories for pricing and order entry information</i>)	Note: All towers are configured from the top down with standard combinations of box and file drawers.
50 50" High		Half depth adjustable shelves and coat hooks may be ordered separately allowing the cupboard and wardrobe area of the 15", 24" and 30" wide towers to support binders as well as shorter coats. (See <i>Tower Accessories for pricing and order entry information</i>)	Note: Template pull wardrobes and cabinet doors utilize a pull and self closing hinge in place of touch latch.
30 30" Wide			Template Pull length: Steel and Veneer fronts receive 2" pulls on doors and 3" pulls on drawers. Laminate fronts receive 5" pulls on all doors and drawers.
B Box Drawer	"M" drawers consisting of a box drawer body with a file drawer head are available by substituting any two "B" or any one "F" character within the pattern number, example (DT3WSLH5030MFN). Multiple "M" drawers may be specified providing they equal the total modules available. A 6" drawer, behind a cupboard door is available by adding the numeral 1 to the end of the pattern number, example (DT3WSLH6430BBFL1)		
B Box Drawer			
F File Drawer			
L Locking			
117 Soft Grey paint finish	<ul style="list-style-type: none"> 15"w Side Access and Display towers include (1) lock. Single door towers, double door towers, 24"w and 30"w Side Access and Display towers include (2) locks. (Except full-height doors which include (1) lock) Front Access (only) towers with wardrobe include (3) locks. (Except full-height doors with wardrobe which include (2) locks) 		

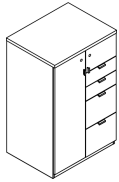
Storage Towers Steel Front - Template Pull

30" Wide Storage Towers

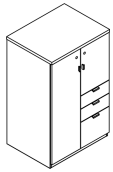
50" High

Series 2 Storage

description	type	w	d	h	lock	pattern no.	P1	P2	P3
50" High tower with two box and two file drawers and door and wardrobe (left hand shown)	left hand	29 ⁷ / ₈ "	23 ¹ / ₂ "	48 ⁵ / ₁₆ "	Y	BT3WSLH5030BBFFLS	\$3,151.	\$3,619.	\$3,779.
	right hand	29 ⁷ / ₈ "	23 ¹ / ₂ "	48 ⁵ / ₁₆ "	Y	BT3WSRH5030BBFFLS	3,151.	3,619.	3,779.



50" High tower with two box and one file drawer and door and wardrobe (left hand shown)	left hand	29 ⁷ / ₈ "	23 ¹ / ₂ "	48 ⁵ / ₁₆ "	Y	BT3WSLH5030BBFFLS	2,842.	3,267.	3,409.
	right hand	29 ⁷ / ₈ "	23 ¹ / ₂ "	48 ⁵ / ₁₆ "	Y	BT3WSRH5030BBFFLS	2,842.	3,267.	3,409.



Order Code	Specification Information	Application Notes	Critical Dimensions
Example: BT3WSLH5030BBFFLS-117	For non-locking towers, deduct as follows from the list price for each unit: Deduct \$30 for (1) lock unit, \$60 for (2) lock unit, and \$75 for a (3) lock unit. Substitute the "L" suffix with an "N" within the pattern number to designate a non-locking unit, example (DT3WSLH5030BBFN)	Note: 6" drawers behind doors are not available within the wardrobe portion of towers. Drawers behind doors are painted black. Note: Drawers behind doors list prices are as follows: 1= \$255	Dimensions under, w , d and h are actual to the nearest ¹ / ₁₆ " 50", 57" and 64" Tower Internal Dimensions <ul style="list-style-type: none">Box and M drawer height: 4⁵/₁₆"Box and M drawer width: 12¹/₁₆"Box and M drawer depth: 18³/₈"File drawer height: 9¹/₄"File drawer width: 12¹/₁₆"File drawer depth: 18³/₈"Wide drawer height: 9⁹/₁₆"Wide drawer width: 20³/₄"Wide drawer depth: 22⁷/₈"
BT3 Series 2 Steel Front			
WS Wardrobe and Single Door	"M" drawers consisting of a box drawer body with a file drawer head are available by substituting any two "B" or any one "F" character within the pattern number, example (DT3WSLH5030MFN). Multiple "M" drawers may be specified providing they equal the total modules available. A 6" drawer, behind a cupboard door is available by adding the numeral 1 to the end of the pattern number, example (DT3WSLH6430BBFL1) <ul style="list-style-type: none">15" w Side Access and Display towers include (1) lock.Single door towers, double door towers, 24" w and 30" w Side Access and Display towers include (2) locks. (Except full-height doors which include (1) lock)Front Access (only) towers with wardrobe include (3) locks. (Except full-height doors with wardrobe which include (2) locks)	Note: Hanging rails and other accessories are not included and must be ordered separately. Hanging rails are included with 24" and 30" wide lateral drawers only. (See <i>Tower Accessories for pricing and order entry information</i>) Half depth adjustable shelves and coat hooks may be ordered separately allowing the cupboard and wardrobe area of the 15", 24" and 30" wide towers to support binders as well as shorter coats. (See <i>Tower Accessories for pricing and order entry information</i>)	Note: All towers are configured from the top down with standard combinations of box and file drawers. Note: Template pull wardrobes and cabinet doors utilize a pull and self closing hinge in place of touch latch.
LH Left Hand Access			
50 50" High			Note: Template pull length: Steel and Veneer fronts receive 2" pulls on doors and 3" pulls on drawers. Laminate fronts receive 5" pulls on all doors and drawers.
30 30" Wide			
B Box Drawer			
B Box Drawer			
F File Drawer			
L Locking			
117 Soft Grey paint finish			

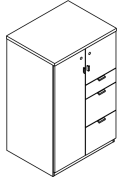
Storage Towers Steel Front - Template Pull

30" Wide Storage Towers

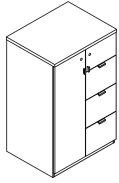
50" High

Series 2 Storage

description	type	w	d	h	lock	pattern no.	P1	P2	P3
50" High tower with one box and two file drawers and door and wardrobe (left hand shown)	left hand	29 ⁷ / ₈ "	23 ¹ / ₂ "	48 ⁵ / ₁₆ "	Y	BT3WSLH5030BBFLS	\$2,868.	\$3,299.	\$3,441.
	right hand	29 ⁷ / ₈ "	23 ¹ / ₂ "	48 ⁵ / ₁₆ "	Y	BT3WSRH5030BBFLS	2,868.	3,299.	3,441.



50" High tower with three file drawers and door and wardrobe (left hand shown)	left hand	29 ⁷ / ₈ "	23 ¹ / ₂ "	48 ⁵ / ₁₆ "	Y	BT3WSLH5030FFFLS	2,893.	3,325.	3,473.
	right hand	29 ⁷ / ₈ "	23 ¹ / ₂ "	48 ⁵ / ₁₆ "	Y	BT3WSRH5030FFFLS	2,893.	3,325.	3,473.



Series 2 Template Front Storage

Order Code	Specification Information	Application Notes	Critical Dimensions
Example: BT3WSLH5030BBFLS-117	For non-locking towers, deduct as follows from the list price for each unit: Deduct \$30 for (1) lock unit, \$60 for (2) lock unit, and \$75 for a (3) lock unit. Substitute the "L" suffix with an "N" within the pattern number to designate a non-locking unit, example (DT3WSLH5030BBFN)	Note: 6" drawers behind doors are not available within the wardrobe portion of towers. Drawers behind doors are painted black. Note: Drawers behind doors list prices are as follows: 1= \$255	Dimensions under, w , d and h are actual to the nearest ¹ / ₁₆ " 50", 57" and 64" Tower Internal Dimensions <ul style="list-style-type: none">Box and M drawer height: 4⁵/₁₆"Box and M drawer width: 12¹/₁₆"Box and M drawer depth: 18³/₈"File drawer height: 9¹/₄"File drawer width: 12¹/₁₆"File drawer depth: 18³/₈"Wide drawer height: 9⁹/₁₆"Wide drawer width: 20³/₄"Wide drawer depth: 22⁷/₈"
BT3 Series 2 Steel Front			
WS Wardrobe and Single Door	"M" drawers consisting of a box drawer body with a file drawer head are available by substituting any two "B" or any one "F" character within the pattern number, example (DT3WSLH5030MFN). Multiple "M" drawers may be specified providing they equal the total modules available. A 6" drawer, behind a cupboard door is available by adding the numeral 1 to the end of the pattern number, example (DT3WSLH6430BBFL1) <ul style="list-style-type: none">15"w Side Access and Display towers include (1) lock.Single door towers, double door towers, 24"w and 30"w Side Access and Display towers include (2) locks. (Except full-height doors which include (1) lock)Front Access (only) towers with wardrobe include (3) locks. (Except full-height doors with wardrobe which include (2) locks)	Note: Hanging rails and other accessories are not included and must be ordered separately. Hanging rails are included with 24" and 30" wide lateral drawers only. (See <i>Tower Accessories for pricing and order entry information</i>) Half depth adjustable shelves and coat hooks may be ordered separately allowing the cupboard and wardrobe area of the 15", 24" and 30" wide towers to support binders as well as shorter coats. (See <i>Tower Accessories for pricing and order entry information</i>)	Note: All towers are configured from the top down with standard combinations of box and file drawers. Note: Template pull wardrobes and cabinet doors utilize a pull and self closing hinge in place of touch latch.
LH Left Hand Access			
50 50" High			Note: Steel and Veneer fronts receive 2" pulls on doors and 3" pulls on drawers. Laminate fronts receive 5" pulls on all doors and drawers.
30 30" Wide			
B Box Drawer			
B Box Drawer			
F File Drawer			
L Locking			
117 Soft Grey paint finish			

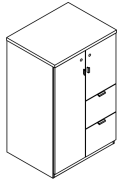
Storage Towers Steel Front - Template Pull

30" Wide Storage Towers

50" High

Series 2 Storage

description	type	w	d	h	lock	pattern no.	P1	P2	P3
50" High tower with two file drawers and door and wardrobe (left hand shown)	left hand	29 ⁷ / ₈ "	23 ¹ / ₂ "	48 ⁵ / ₁₆ "	Y	BT3WSLH5030FFLS	\$2,627.	\$3,023.	\$3,155.
	right hand	29 ⁷ / ₈ "	23 ¹ / ₂ "	48 ⁵ / ₁₆ "	Y	BT3WSRH5030FFLS	2,627.	3,023.	3,155.



Order Code	Specification Information	Application Notes	Critical Dimensions
Example: BT3WSLH5030BBFLS-117	<p>For non-locking towers, deduct as follows from the list price for each unit: Deduct \$30 for (1) lock unit, \$60 for (2) lock unit, and \$75 for a (3) lock unit. Substitute the "L" suffix with an "N" within the pattern number to designate a non-locking unit, example (DT3WSLH5030BBFN)</p> <p>"M" drawers consisting of a box drawer body with a file drawer head are available by substituting any two "B" or any one "F" character within the pattern number, example (DT3WSLH5030MFN). Multiple "M" drawers may be specified providing they equal the total modules available. A 6" drawer, behind a cupboard door is available by adding the numeral 1 to the end of the pattern number, example (DT3WSLH6430BBFL1)</p> <ul style="list-style-type: none"> 15" w Side Access and Display towers include (1) lock. Single door towers, double door towers, 24" w and 30" w Side Access and Display towers include (2) locks. (Except full-height doors which include (1) lock) Front Access (only) towers with wardrobe include (3) locks. (Except full-height doors with wardrobe which include (2) locks) 	<p>Note: 6" drawers behind doors are not available within the wardrobe portion of towers. Drawers behind doors are painted black.</p> <p>Note: Drawers behind doors list prices are as follows: 1= \$255</p>	<p>Dimensions under, w, d and h are actual to the nearest ¹/₁₆"</p> <p>50", 57" and 64" Tower Internal Dimensions</p> <ul style="list-style-type: none"> Box and M drawer height: 4⁵/₁₆" Box and M drawer width: 12¹/₁₆" Box and M drawer depth: 18³/₈" File drawer height: 9¹/₄" File drawer width: 12¹/₁₆" File drawer depth: 18³/₈" Wide drawer height: 9⁹/₁₆" Wide drawer width: 20³/₄" Wide drawer depth: 22⁷/₈" <p>Note: All towers are configured from the top down with standard combinations of box and file drawers.</p> <p>Note: Template pull wardrobes and cabinet doors utilize a pull and self closing hinge in place of touch latch.</p> <p>Template Pull length: Steel and Veneer fronts receive 2" pulls on doors and 3" pulls on drawers. Laminate fronts receive 5" pulls on all doors and drawers.</p>
BT3		<p>Application Notes</p> <p>Hanging rails and other accessories are not included and must be ordered separately. Hanging rails are included with 24" and 30" wide lateral drawers only. (See <i>Tower Accessories for pricing and order entry information</i>)</p> <p>Half depth adjustable shelves and coat hooks may be ordered separately allowing the cupboard and wardrobe area of the 15", 24" and 30" wide towers to support binders as well as shorter coats. (See <i>Tower Accessories for pricing and order entry information</i>)</p>	
WS			
LH			
50			
30			
B			
B			
F			
L			
117			

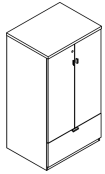
Storage Towers Steel Front - Template Pull

30" Wide Storage Towers

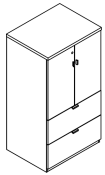
57" High

Series 2 Storage

description	type	w	d	h	lock	pattern no.	P1	P2	P3
57" High Double Door tower with one wide drawer		29 ⁷ / ₈ "	23 ¹ / ₂ "	56 ³ / ₁₆ "	Y	BT3D5730WLS	\$2,932.	\$3,370.	\$3,516.



57" High Double Door tower with two wide drawers		29 ⁷ / ₈ "	23 ¹ / ₂ "	56 ³ / ₁₆ "	Y	BT3D5730WWLS	3,570.	4,104.	4,281.
--	--	----------------------------------	----------------------------------	-----------------------------------	---	---------------------	--------	--------	--------



Series 2 Template Front Storage

Order Code	Specification Information	Application Notes	Critical Dimensions
Example: BT3WSLH5730BBFLS-117	For non-locking towers, deduct as follows from the list price for each unit: Deduct \$30 for (1) lock unit, \$60 for (2) lock unit, and \$75 for a (3) lock unit. Substitute the "L" suffix with an "N" within the pattern number to designate a non-locking unit, example (DT3WSLH5030BBFN)	Note: 6" drawers behind doors are not available within the wardrobe portion of towers. Drawers behind doors are painted black.	Dimensions under, w , d and h are actual to the nearest ¹ / ₁₆ "
BT3 Series 2 Steel Front		Note: Drawers behind doors list prices are as follows: 1= \$255	50", 57" and 64" Tower Internal Dimensions
WS Wardrobe and Single Door		Application Notes	<ul style="list-style-type: none"> Box and M drawer height: 4⁵/₁₆" Box and M drawer width: 12¹/₁₆" Box and M drawer depth: 18³/₈" File drawer height: 9¹/₄" File drawer width: 12¹/₁₆" File drawer depth: 18³/₈" Wide drawer height: 9⁹/₁₆" Wide drawer width: 20³/₄" Wide drawer depth: 22⁷/₈"
LH Left Hand Access		Hanging rails and other accessories are not included and must be ordered separately. Hanging rails are included with 24" and 30" wide lateral drawers only. (See <i>Tower Accessories for pricing and order entry information</i>)	Note: All towers are configured from the top down with standard combinations of box and file drawers.
57 57" High		Half depth adjustable shelves and coat hooks may be ordered separately allowing the cupboard and wardrobe area of the 15", 24" and 30" wide towers to support binders as well as shorter coats. (See <i>Tower Accessories for pricing and order entry information</i>)	Note: Template pull wardrobes and cabinet doors utilize a pull and self closing hinge in place of touch latch.
30 30" Wide			Template Pull length: Steel and Veneer fronts receive 2" pulls on doors and 3" pulls on drawers. Laminate fronts receive 5" pulls on all doors and drawers.
B Box Drawer	"M" drawers consisting of a box drawer body with a file drawer head are available by substituting any two "B" or any one "F" character within the pattern number, example (DT3WSLH5030MFN). Multiple "M" drawers may be specified providing they equal the total modules available. A 6" drawer, behind a cupboard door is available by adding the numeral 1 to the end of the pattern number, example (DT3WSLH6430BBFL1)		
B Box Drawer			
F File Drawer			
L Locking			
117 Soft Grey paint finish	<ul style="list-style-type: none"> 15"w Side Access and Display towers include (1) lock. Single door towers, double door towers, 24"w and 30"w Side Access and Display towers include (2) locks. (Except full-height doors which include (1) lock) Front Access (only) towers with wardrobe include (3) locks. (Except full-height doors with wardrobe which include (2) locks) 		

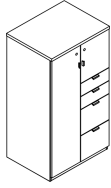
Storage Towers Steel Front - Template Pull

30" Wide Storage Towers

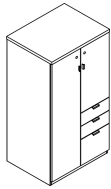
57" High

Series 2 Storage

description	type	w	d	h	lock	pattern no.	P1	P2	P3
57" High tower with two box and two file drawers and door and wardrobe (left hand shown)	left hand	29 ⁷ / ₈ "	23 ¹ / ₂ "	56 ³ / ₁₆ "	Y	BT3WSLH5730BBFELS	\$3,228.	\$3,715.	\$3,876.
	right hand	29 ⁷ / ₈ "	23 ¹ / ₂ "	56 ³ / ₁₆ "	Y	BT3WSRH5730BBFELS	3,228.	3,715.	3,876.



57" High tower with two box and one file drawer and door and wardrobe (left hand shown)	left hand	29 ⁷ / ₈ "	23 ¹ / ₂ "	56 ³ / ₁₆ "	Y	BT3WSLH5730BBFELS	2,978.	3,420.	3,569.
	right hand	29 ⁷ / ₈ "	23 ¹ / ₂ "	56 ³ / ₁₆ "	Y	BT3WSRH5730BBFELS	2,978.	3,420.	3,569.



Order Code	Specification Information	Application Notes	Critical Dimensions
Example: BT3WSLH5730BBFELS-117	For non-locking towers, deduct as follows from the list price for each unit: Deduct \$30 for (1) lock unit, \$60 for (2) lock unit, and \$75 for a (3) lock unit. Substitute the "L" suffix with an "N" within the pattern number to designate a non-locking unit, example (DT3WSLH5030BBFN)	Note: 6" drawers behind doors are not available within the wardrobe portion of towers. Drawers behind doors are painted black. Note: Drawers behind doors list prices are as follows: 1= \$255	Dimensions under, w , d and h are actual to the nearest ¹ / ₁₆ " 50", 57" and 64" Tower Internal Dimensions <ul style="list-style-type: none">Box and M drawer height: 4⁵/₁₆"Box and M drawer width: 12¹/₁₆"Box and M drawer depth: 18³/₈"File drawer height: 9¹/₄"File drawer width: 12¹/₁₆"File drawer depth: 18³/₈"Wide drawer height: 9⁹/₁₆"Wide drawer width: 20³/₄"Wide drawer depth: 22⁷/₈"
BT3 Series 2 Steel Front			
WS Wardrobe and Single Door	"M" drawers consisting of a box drawer body with a file drawer head are available by substituting any two "B" or any one "F" character within the pattern number, example (DT3WSLH5030MFN). Multiple "M" drawers may be specified providing they equal the total modules available. A 6" drawer, behind a cupboard door is available by adding the numeral 1 to the end of the pattern number, example (DT3WSLH6430BBFL1) <ul style="list-style-type: none">15" w Side Access and Display towers include (1) lock.Single door towers, double door towers, 24" w and 30" w Side Access and Display towers include (2) locks. (Except full-height doors which include (1) lock)Front Access (only) towers with wardrobe include (3) locks. (Except full-height doors with wardrobe which include (2) locks)	Application Notes Hanging rails and other accessories are not included and must be ordered separately. Hanging rails are included with 24" and 30" wide lateral drawers only. (See <i>Tower Accessories for pricing and order entry information</i>) Half depth adjustable shelves and coat hooks may be ordered separately allowing the cupboard and wardrobe area of the 15", 24" and 30" wide towers to support binders as well as shorter coats. (See <i>Tower Accessories for pricing and order entry information</i>)	Note: All towers are configured from the top down with standard combinations of box and file drawers. Note: Template pull wardrobes and cabinet doors utilize a pull and self closing hinge in place of touch latch.
LH Left Hand Access			
57 57" High			Template Pull length: Steel and Veneer fronts receive 2" pulls on doors and 3" pulls on drawers. Laminate fronts receive 5" pulls on all doors and drawers.
30 30" Wide			
B Box Drawer			
B Box Drawer			
F File Drawer			
L Locking			
117 Soft Grey paint finish			

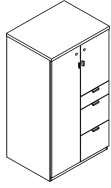
Storage Towers Steel Front - Template Pull

30" Wide Storage Towers

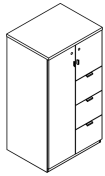
57" High

Series 2 Storage

description	type	w	d	h	lock	pattern no.	P1	P2	P3
57" High tower with one box and two file drawers and door and wardrobe (left hand shown)	left hand	29 ⁷ / ₈ "	23 ¹ / ₂ "	56 ³ / ₁₆ "	Y	BT3WSLH5730BBFLS	\$2,984.	\$3,436.	\$3,579.
	right hand	29 ⁷ / ₈ "	23 ¹ / ₂ "	56 ³ / ₁₆ "	Y	BT3WSRH5730BBFLS	2,984.	3,436.	3,579.



57" High tower with three file drawers and door and wardrobe (left hand shown)	left hand	29 ⁷ / ₈ "	23 ¹ / ₂ "	56 ³ / ₁₆ "	Y	BT3WSLH5730FFFLS	3,021.	3,474.	3,623.
	right hand	29 ⁷ / ₈ "	23 ¹ / ₂ "	56 ³ / ₁₆ "	Y	BT3WSRH5730FFFLS	3,021.	3,474.	3,623.



Series 2 Template Front Storage

Order Code	Specification Information	Application Notes	Critical Dimensions
Example: BT3WSLH5730BBFLS-117	For non-locking towers, deduct as follows from the list price for each unit: Deduct \$30 for (1) lock unit, \$60 for (2) lock unit, and \$75 for a (3) lock unit. Substitute the "L" suffix with an "N" within the pattern number to designate a non-locking unit, example (DT3WSLH5030BBFN)	Note: 6" drawers behind doors are not available within the wardrobe portion of towers. Drawers behind doors are painted black. Note: Drawers behind doors list prices are as follows: 1= \$255	Dimensions under, w , d and h are actual to the nearest ¹ / ₁₆ " 50", 57" and 64" Tower Internal Dimensions <ul style="list-style-type: none">Box and M drawer height: 4⁵/₁₆"Box and M drawer width: 12¹/₁₆"Box and M drawer depth: 18³/₈"File drawer height: 9¹/₄"File drawer width: 12¹/₁₆"File drawer depth: 18³/₈"Wide drawer height: 9⁹/₁₆"Wide drawer width: 20³/₄"Wide drawer depth: 22⁷/₈"
BT3 Series 2 Steel Front			
WS Wardrobe and Single Door	"M" drawers consisting of a box drawer body with a file drawer head are available by substituting any two "B" or any one "F" character within the pattern number, example (DT3WSLH5030MFN). Multiple "M" drawers may be specified providing they equal the total modules available. A 6" drawer, behind a cupboard door is available by adding the numeral 1 to the end of the pattern number, example (DT3WSLH6430BBFL1) <ul style="list-style-type: none">15" w Side Access and Display towers include (1) lock.Single door towers, double door towers, 24" w and 30" w Side Access and Display towers include (2) locks. (Except full-height doors which include (1) lock)Front Access (only) towers with wardrobe include (3) locks. (Except full-height doors with wardrobe which include (2) locks)	Note: Hanging rails and other accessories are not included and must be ordered separately. Hanging rails are included with 24" and 30" wide lateral drawers only. (See <i>Tower Accessories for pricing and order entry information</i>) Half depth adjustable shelves and coat hooks may be ordered separately allowing the cupboard and wardrobe area of the 15", 24" and 30" wide towers to support binders as well as shorter coats. (See <i>Tower Accessories for pricing and order entry information</i>)	Note: All towers are configured from the top down with standard combinations of box and file drawers. Note: Template pull wardrobes and cabinet doors utilize a pull and self closing hinge in place of touch latch.
LH Left Hand Access			
57 57" High			Note: Steel and Veneer fronts receive 2" pulls on doors and 3" pulls on drawers. Laminate fronts receive 5" pulls on all doors and drawers.
30 30" Wide			
B Box Drawer			
B Box Drawer			
F File Drawer			
L Locking			
117 Soft Grey paint finish			

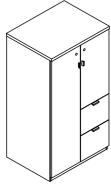
Storage Towers Steel Front - Template Pull

30" Wide Storage Towers

57" High

Series 2 Storage

description	type	w	d	h	lock	pattern no.	P1	P2	P3
57" High tower with two file drawers and door and wardrobe (left hand shown)	left hand	29 ⁷ / ₈ "	23 ¹ / ₂ "	56 ³ / ₁₆ "	Y	BT3WSLH5730FFLS	\$2,673.	\$3,072.	\$3,206.
	right hand	29 ⁷ / ₈ "	23 ¹ / ₂ "	56 ³ / ₁₆ "	Y	BT3WSRH5730FFLS	2,673.	3,072.	3,206.



Order Code	Specification Information	Application Notes	Critical Dimensions
Example: BT3WSLH5730BBFLS-117	For non-locking towers, deduct as follows from the list price for each unit: Deduct \$30 for (1) lock unit, \$60 for (2) lock unit, and \$75 for a (3) lock unit. Substitute the "L" suffix with an "N" within the pattern number to designate a non-locking unit, example (DT3WSLH5030BBFN)	Note: 6" drawers behind doors are not available within the wardrobe portion of towers. Drawers behind doors are painted black. Note: Drawers behind doors list prices are as follows: 1= \$255	Dimensions under, w , d and h are actual to the nearest ¹ / ₁₆ " 50", 57" and 64" Tower Internal Dimensions <ul style="list-style-type: none"> Box and M drawer height: 4⁵/₁₆" Box and M drawer width: 12¹/₁₆" Box and M drawer depth: 18³/₈" File drawer height: 9¹/₄" File drawer width: 12¹/₁₆" File drawer depth: 18³/₈" Wide drawer height: 9⁹/₁₆" Wide drawer width: 20³/₄" Wide drawer depth: 22⁷/₈"
BT3 Series 2 Steel Front			
WS Wardrobe and Single Door	<p>"M" drawers consisting of a box drawer body with a file drawer head are available by substituting any two "B" or any one "F" character within the pattern number, example (DT3WSLH5030MFN). Multiple "M" drawers may be specified providing they equal the total modules available. A 6" drawer, behind a cupboard door is available by adding the numeral 1 to the end of the pattern number, example (DT3WSLH6430BBFL1)</p> <ul style="list-style-type: none"> 15" w Side Access and Display towers include (1) lock. Single door towers, double door towers, 24" w and 30" w Side Access and Display towers include (2) locks. (Except full-height doors which include (1) lock) Front Access (only) towers with wardrobe include (3) locks. (Except full-height doors with wardrobe which include (2) locks) 	Note: Drawers behind doors list prices are as follows: 1= \$255	<p>Note: All towers are configured from the top down with standard combinations of box and file drawers.</p> <p>Note: Template pull wardrobes and cabinet doors utilize a pull and self closing hinge in place of touch latch.</p>
LH Left Hand Access			
57 57" High			
30 30" Wide			
B Box Drawer			
B Box Drawer			
F File Drawer			
L Locking			
117 Soft Grey paint finish			
		Application Notes	
		Hanging rails and other accessories are not included and must be ordered separately. Hanging rails are included with 24" and 30" wide lateral drawers only. (See <i>Tower Accessories for pricing and order entry information</i>)	
		Half depth adjustable shelves and coat hooks may be ordered separately allowing the cupboard and wardrobe area of the 15", 24" and 30" wide towers to support binders as well as shorter coats. (See <i>Tower Accessories for pricing and order entry information</i>)	
			<p>Template Pull length: Steel and Veneer fronts receive 2" pulls on doors and 3" pulls on drawers. Laminate fronts receive 5" pulls on all doors and drawers.</p>

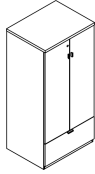
Storage Towers Steel Front - Template Pull

30" Wide Storage Towers

64" High

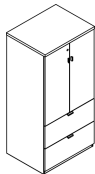
Series 2 Storage

description	type	w	d	h	lock	pattern no.	P1	P2	P3
64" High Double Door tower with one wide drawer		29 ⁷ / ₈ "	23 ¹ / ₂ "	63 ⁵ / ₁₆ "	Y	BT3D6430WLS	\$2,994.	\$3,442.	\$3,595.



24" and 30" wide double door cabinets may be ordered with a grommet option located in the back of the case by adding a "G" between the 4th and 5th character of the pattern number, example (BT3D**G**6424WLS). Add \$100 list for this option. **Note**, by adding a "G" option, the cabinet will also receive AV hinged doors.

64" High Double Door tower with two wide drawers		29 ⁷ / ₈ "	23 ¹ / ₂ "	63 ⁵ / ₁₆ "	Y	BT3D6430WWLS	3,596.	4,135.	4,314.
--	--	----------------------------------	----------------------------------	-----------------------------------	---	---------------------	--------	--------	--------



24" and 30" wide double door cabinets may be ordered with a grommet option located in the back of the case by adding a "G" between the 4th and 5th character of the pattern number, example (BT3D**G**6424WLS). Add \$100 list for this option. **Note**, by adding a "G" option, the cabinet will also receive AV hinged doors.

Order Code	Specification Information	Application Notes	Critical Dimensions
Example: BT3WSLH6430BBFLS-117	For non-locking towers, deduct as follows from the list price for each unit: Deduct \$30 for (1) lock unit, \$60 for (2) lock unit, and \$75 for a (3) lock unit. Substitute the "L" suffix with an "N" within the pattern number to designate a non-locking unit, example (DT3WSLH5030BBFN)	Note: 6" drawers behind doors are not available within the wardrobe portion of towers. Drawers behind doors are painted black.	Dimensions under, w , d and h are actual to the nearest ¹ / ₁₆ "
BT3 Series 2 Steel Front		Note: Drawers behind doors list prices are as follows: 1= \$255	50", 57" and 64" Tower Internal Dimensions
WS Wardrobe and Single Door		Application Notes	<ul style="list-style-type: none"> Box and M drawer height: 4⁵/₁₆" Box and M drawer width: 12¹/₁₆" Box and M drawer depth: 18³/₈" File drawer height: 9¹/₄" File drawer width: 12¹/₁₆" File drawer depth: 18³/₈" Wide drawer height: 9⁹/₁₆" Wide drawer width: 20³/₄" Wide drawer depth: 22⁷/₈"
LH Left Hand Access		Hanging rails and other accessories are not included and must be ordered separately. Hanging rails are included with 24" and 30" wide lateral drawers only. (See <i>Tower Accessories for pricing and order entry information</i>)	Note: All towers are configured from the top down with standard combinations of box and file drawers.
64 64" High		Half depth adjustable shelves and coat hooks may be ordered separately allowing the cupboard and wardrobe area of the 15", 24" and 30" wide towers to support binders as well as shorter coats. (See <i>Tower Accessories for pricing and order entry information</i>)	Note: Template pull wardrobes and cabinet doors utilize a pull and self closing hinge in place of touch latch.
30 30" Wide			Template Pull length: Steel and Veneer fronts receive 2" pulls on doors and 3" pulls on drawers. Laminate fronts receive 5" pulls on all doors and drawers.
B Box Drawer	"M" drawers consisting of a box drawer body with a file drawer head are available by substituting any two "B" or any one "F" character within the pattern number, example (DT3WSLH5030MFN). Multiple "M" drawers may be specified providing they equal the total modules available. A 6" drawer, behind a cupboard door is available by adding the numeral 1 to the end of the pattern number, example (DT3WSLH6430BBFL1)		
B Box Drawer			
F File Drawer			
L Locking			
117 Soft Grey paint finish	<ul style="list-style-type: none"> 15" w Side Access and Display towers include (1) lock. Single door towers, double door towers, 24" w and 30" w Side Access and Display towers include (2) locks. (Except full-height doors which include (1) lock) Front Access (only) towers with wardrobe include (3) locks. (Except full-height doors with wardrobe which include (2) locks) 		

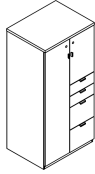
Storage Towers Steel Front - Template Pull

30" Wide Storage Towers

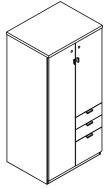
64" High

Series 2 Storage

description	type	w	d	h	lock	pattern no.	P1	P2	P3
64" High tower with two box and two file drawers and door and wardrobe (left hand shown)	left hand	29 ⁷ / ₈ "	23 ¹ / ₂ "	63 ⁵ / ₁₆ "	Y	BT3WSLH6430BBFELS	\$3,314.	\$3,811.	\$3,975.
	right hand	29 ⁷ / ₈ "	23 ¹ / ₂ "	63 ⁵ / ₁₆ "	Y	BT3WSRH6430BBFELS	3,314.	3,811.	3,975.



64" High tower with two box and one file drawer and door and wardrobe (left hand shown)	left hand	29 ⁷ / ₈ "	23 ¹ / ₂ "	63 ⁵ / ₁₆ "	Y	BT3WSLH6430BBFELS	3,028.	3,483.	3,638.
	right hand	29 ⁷ / ₈ "	23 ¹ / ₂ "	63 ⁵ / ₁₆ "	Y	BT3WSRH6430BBFELS	3,028.	3,483.	3,638.



Order Code	Specification Information	Application Notes	Critical Dimensions
Example: BT3WSLH6430BBFELS-117	For non-locking towers, deduct as follows from the list price for each unit: Deduct \$30 for (1) lock unit, \$60 for (2) lock unit, and \$75 for a (3) lock unit. Substitute the "L" suffix with an "N" within the pattern number to designate a non-locking unit, example (DT3WSLH5030BBFN)	Note: 6" drawers behind doors are not available within the wardrobe portion of towers. Drawers behind doors are painted black.	Dimensions under, w , d and h are actual to the nearest ¹ / ₁₆ "
BT3 Series 2 Steel Front		Note: Drawers behind doors list prices are as follows: 1= \$255	50", 57" and 64" Tower Internal Dimensions
WS Wardrobe and Single Door		Application Notes	<ul style="list-style-type: none"> Box and M drawer height: 4⁵/₁₆" Box and M drawer width: 12¹/₁₆" Box and M drawer depth: 18³/₈" File drawer height: 9¹/₄" File drawer width: 12¹/₁₆" File drawer depth: 18³/₈" Wide drawer height: 9⁹/₁₆" Wide drawer width: 20³/₄" Wide drawer depth: 22⁷/₈"
LH Left Hand Access		Hanging rails and other accessories are not included and must be ordered separately. Hanging rails are included with 24" and 30" wide lateral drawers only. (See <i>Tower Accessories for pricing and order entry information</i>)	Note: All towers are configured from the top down with standard combinations of box and file drawers.
64 64" High		Half depth adjustable shelves and coat hooks may be ordered separately allowing the cupboard and wardrobe area of the 15", 24" and 30" wide towers to support binders as well as shorter coats. (See <i>Tower Accessories for pricing and order entry information</i>)	Note: Template pull wardrobes and cabinet doors utilize a pull and self closing hinge in place of touch latch.
30 30" Wide			Template Pull length: Steel and Veneer fronts receive 2" pulls on doors and 3" pulls on drawers. Laminate fronts receive 5" pulls on all doors and drawers.
B Box Drawer	"M" drawers consisting of a box drawer body with a file drawer head are available by substituting any two "B" or any one "F" character within the pattern number, example (DT3WSLH5030MFN). Multiple "M" drawers may be specified providing they equal the total modules available. A 6" drawer, behind a cupboard door is available by adding the numeral 1 to the end of the pattern number, example (DT3WSLH6430BBFL1)		
B Box Drawer			
F File Drawer			
L Locking			
117 Soft Grey paint finish	<ul style="list-style-type: none"> 15" w Side Access and Display towers include (1) lock. Single door towers, double door towers, 24" w and 30" w Side Access and Display towers include (2) locks. (Except full-height doors which include (1) lock) Front Access (only) towers with wardrobe include (3) locks. (Except full-height doors with wardrobe which include (2) locks) 		

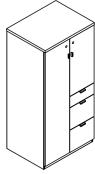
Storage Towers Steel Front - Template Pull

30" Wide Storage Towers

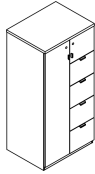
64" High

Series 2 Storage

description	type	w	d	h	lock	pattern no.	P1	P2	P3
64" High tower with one box and two file drawers and door and wardrobe (left hand shown)	left hand	29 ⁷ / ₈ "	23 ¹ / ₂ "	63 ⁵ / ₁₆ "	Y	BT3WSLH6430BBFELS	\$3,069.	\$3,528.	\$3,685.
	right hand	29 ⁷ / ₈ "	23 ¹ / ₂ "	63 ⁵ / ₁₆ "	Y	BT3WSRH6430BBFELS	3,069.	3,528.	3,685.



64" High tower with four file drawers and door and wardrobe (left hand shown)	left hand	29 ⁷ / ₈ "	23 ¹ / ₂ "	63 ⁵ / ₁₆ "	Y	BT3WSLH6430FFFELS	3,355.	3,856.	4,027.
	right hand	29 ⁷ / ₈ "	23 ¹ / ₂ "	63 ⁵ / ₁₆ "	Y	BT3WSRH6430FFFELS	3,355.	3,856.	4,027.



Series 2 Template Front Storage

Order Code	Specification Information	Application Notes	Critical Dimensions
Example: BT3WSLH6430BBFELS-117	For non-locking towers, deduct as follows from the list price for each unit: Deduct \$30 for (1) lock unit, \$60 for (2) lock unit, and \$75 for a (3) lock unit. Substitute the "L" suffix with an "N" within the pattern number to designate a non-locking unit, example (DT3WSLH5030BBFN)	Note: 6" drawers behind doors are not available within the wardrobe portion of towers. Drawers behind doors are painted black.	Dimensions under, w , d and h are actual to the nearest ¹ / ₁₆ "
BT3 Series 2 Steel Front		Note: Drawers behind doors list prices are as follows: 1= \$255	50", 57" and 64" Tower Internal Dimensions
WS Wardrobe and Single Door		Application Notes	<ul style="list-style-type: none"> Box and M drawer height: 4⁵/₁₆" Box and M drawer width: 12¹/₁₆" Box and M drawer depth: 18³/₈" File drawer height: 9¹/₄" File drawer width: 12¹/₁₆" File drawer depth: 18³/₈" Wide drawer height: 9⁹/₁₆" Wide drawer width: 20³/₄" Wide drawer depth: 22⁷/₈"
LH Left Hand Access		Hanging rails and other accessories are not included and must be ordered separately. Hanging rails are included with 24" and 30" wide lateral drawers only. (See <i>Tower Accessories for pricing and order entry information</i>)	Note: All towers are configured from the top down with standard combinations of box and file drawers.
64 64" High		Half depth adjustable shelves and coat hooks may be ordered separately allowing the cupboard and wardrobe area of the 15", 24" and 30" wide towers to support binders as well as shorter coats. (See <i>Tower Accessories for pricing and order entry information</i>)	Note: Template pull wardrobes and cabinet doors utilize a pull and self closing hinge in place of touch latch.
30 30" Wide			Template Pull length: Steel and Veneer fronts receive 2" pulls on doors and 3" pulls on drawers.
B Box Drawer	"M" drawers consisting of a box drawer body with a file drawer head are available by substituting any two "B" or any one "F" character within the pattern number, example (DT3WSLH5030MFN). Multiple "M" drawers may be specified providing they equal the total modules available. A 6" drawer, behind a cupboard door is available by adding the numeral 1 to the end of the pattern number, example (DT3WSLH6430BBFL1)		Laminate fronts receive 5" pulls on all doors and drawers.
B Box Drawer			
F File Drawer			
L Locking			
117 Soft Grey paint finish	<ul style="list-style-type: none"> 15"w Side Access and Display towers include (1) lock. Single door towers, double door towers, 24"w and 30"w Side Access and Display towers include (2) locks. (Except full-height doors which include (1) lock) Front Access (only) towers with wardrobe include (3) locks. (Except full-height doors with wardrobe which include (2) locks) 		

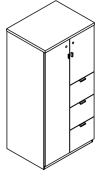
Storage Towers Steel Front - Template Pull

30" Wide Storage Towers

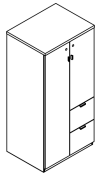
64" High

Series 2 Storage

description	type	w	d	h	lock	pattern no.	P1	P2	P3
64" High tower with three file drawers and door and wardrobe (left hand shown)	left hand	29 ⁷ / ₈ "	23 ¹ / ₂ "	63 ⁵ / ₁₆ "	Y	BT3WSLH6430FFFLS	\$3,055.	\$3,516.	\$3,665.
	right hand	29 ⁷ / ₈ "	23 ¹ / ₂ "	63 ⁵ / ₁₆ "	Y	BT3WSRH6430FFFLS	3,055.	3,516.	3,665.



64" High tower with two file drawers and door and wardrobe (left hand shown)	left hand	29 ⁷ / ₈ "	23 ¹ / ₂ "	63 ⁵ / ₁₆ "	Y	BT3WSLH6430FFFLS	2,827.	3,250.	3,391.
	right hand	29 ⁷ / ₈ "	23 ¹ / ₂ "	63 ⁵ / ₁₆ "	Y	BT3WSRH6430FFFLS	2,827.	3,250.	3,391.



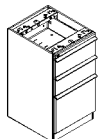
Order Code	Specification Information	Application Notes	Critical Dimensions
Example: BT3WSLH6430BBFLS-117	For non-locking towers, deduct as follows from the list price for each unit: Deduct \$30 for (1) lock unit, \$60 for (2) lock unit, and \$75 for a (3) lock unit. Substitute the "L" suffix with an "N" within the pattern number to designate a non-locking unit, example (DT3WSLH5030BBFN)	Note: 6" drawers behind doors are not available within the wardrobe portion of towers. Drawers behind doors are painted black.	Dimensions under, w , d and h are actual to the nearest ¹ / ₁₆ "
BT3 Series 2 Steel Front		Note: Drawers behind doors list prices are as follows: 1= \$255	50", 57" and 64" Tower Internal Dimensions
WS Wardrobe and Single Door		Application Notes	<ul style="list-style-type: none"> Box and M drawer height: 4⁵/₁₆" Box and M drawer width: 12¹/₁₆" Box and M drawer depth: 18³/₈" File drawer height: 9¹/₄" File drawer width: 12¹/₁₆" File drawer depth: 18³/₈" Wide drawer height: 9⁹/₁₆" Wide drawer width: 20³/₄" Wide drawer depth: 22⁷/₈"
LH Left Hand Access		Hanging rails and other accessories are not included and must be ordered separately. Hanging rails are included with 24" and 30" wide lateral drawers only. (See <i>Tower Accessories for pricing and order entry information</i>)	Note: All towers are configured from the top down with standard combinations of box and file drawers.
64 64" High		Half depth adjustable shelves and coat hooks may be ordered separately allowing the cupboard and wardrobe area of the 15", 24" and 30" wide towers to support binders as well as shorter coats. (See <i>Tower Accessories for pricing and order entry information</i>)	Note: Template pull wardrobes and cabinet doors utilize a pull and self closing hinge in place of touch latch.
30 30" Wide			Template Pull length: Steel and Veneer fronts receive 2" pulls on doors and 3" pulls on drawers. Laminate fronts receive 5" pulls on all doors and drawers.
B Box Drawer	"M" drawers consisting of a box drawer body with a file drawer head are available by substituting any two "B" or any one "F" character within the pattern number, example (DT3WSLH5030MFN). Multiple "M" drawers may be specified providing they equal the total modules available. A 6" drawer, behind a cupboard door is available by adding the numeral 1 to the end of the pattern number, example (DT3WSLH6430BBFL1)		
B Box Drawer			
F File Drawer			
L Locking			
117 Soft Grey paint finish	<ul style="list-style-type: none"> 15"w Side Access and Display towers include (1) lock. Single door towers, double door towers, 24"w and 30"w Side Access and Display towers include (2) locks. (Except full-height doors which include (1) lock) Front Access (only) towers with wardrobe include (3) locks. (Except full-height doors with wardrobe which include (2) locks) 		

Pedestals Morrison Front

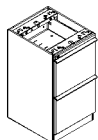
Floorstanding Pedestals

Series 2 Storage

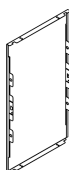
description	w	d	h	lock	pattern no.	P1	P2	P3
Floorstanding Pedestal with two box and one file drawer with lock	14 ⁷ / ₈ "	17 ¹ / ₄ "	26 ⁷ / ₈ "	Y	MS2PFL18A	\$1,228.	\$1,289.	\$1,355.
	14 ⁷ / ₈ "	23 ¹ / ₄ "	26 ⁷ / ₈ "	Y	MS2PFL24A	1,228.	1,289.	1,355.
	14 ⁷ / ₈ "	29 ¹ / ₄ "	26 ⁷ / ₈ "	Y	MS2PFL30A	1,531.	1,609.	1,691.



Floorstanding Pedestal with two file drawers with lock	14 ⁷ / ₈ "	17 ¹ / ₄ "	26 ⁷ / ₈ "	Y	MS2PFL18B	1,092.	1,147.	1,198.
	14 ⁷ / ₈ "	23 ¹ / ₄ "	26 ⁷ / ₈ "	Y	MS2PFL24B	1,092.	1,147.	1,198.
	14 ⁷ / ₈ "	29 ¹ / ₄ "	26 ⁷ / ₈ "	Y	MS2PFL30B	1,381.	1,455.	1,526.



Series 2 Floorstanding Pedestal Case Back	14 ⁷ / ₈ "	N/A	26 ⁷ / ₈ "	N/A	DS2XPB	108.	122.	125.
---	----------------------------------	-----	----------------------------------	-----	---------------	------	------	------



Series 2 Morrison Front Storage

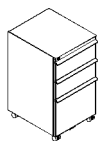
Order Code	Specification Information	Application Notes	Critical Dimensions
Example: MS2PFL24A- NJ			
MT2 Series 2 Morrison Front			
PF Pedestal Floorstanding			
L Locking			
24 Depth			
A Box/Box/File			
NJ Med Grey paint finish			
	<p>Deduct \$20 from the list price for non-locking units. Substitute the "L" with a "N" within the pattern number to designate a non-locking unit, example (MS2PFN18A).</p> <p>Note: 24" deep floorstanding pedestals do not include a back panel. Back panels must be ordered separately. 18" and 30" floorstanding pedestals have a back standard.</p> <p>Add an "F" to the end of the pattern number to receive full extension slides on all box drawers. Upcharge is \$25 list per pedestal.</p>	<p>Hanging rails and other accessories are not included and must be ordered separately. (See pedestal accessories page (231), for pricing and ordering information)</p>	<p>Dimensions under, w, d and h are actual to the nearest 1/16"</p> <p>24" Deep Floorstanding Pedestal Internal Drawer Dimensions</p> <ul style="list-style-type: none"> Box drawer height: 4⁵/₁₆" Box drawer width: 12¹/₁₆" Box drawer depth: 18³/₈" File drawer height: 9¹/₄" File drawer width: 12¹/₁₆" File drawer depth: 18³/₈"

Pedestals Morrison Front

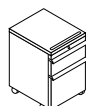
Mobile Pedestals

Series 2 Storage

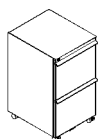
description	w	d	h	lock	pattern no.	P1	P2	P3
Mobile Pedestal with two box and one file drawer	14 ⁷ / ₈ "	16 ³ / ₄ "	26 ³ / ₈ "	Y	MS2PML18A	\$2,065.	\$2,167.	\$2,272.
	14 ⁷ / ₈ "	22 ³ / ₄ "	26 ³ / ₈ "	Y	MS2PML24A	1,893.	1,991.	2,085.



Mobile Pedestal with one box and one file drawer	14 ⁷ / ₈ "	16 ³ / ₄ "	20 ⁵ / ₈ "	Y	MS2PML18F	1,441.	1,512.	1,583.
	14 ⁷ / ₈ "	22 ³ / ₄ "	20 ⁵ / ₈ "	Y	MS2PML24F	1,557.	1,627.	1,704.



Mobile Pedestal with two file drawers	14 ⁷ / ₈ "	16 ³ / ₄ "	26 ³ / ₈ "	Y	MS2PML18B	1,766.	1,855.	1,945.
	14 ⁷ / ₈ "	22 ³ / ₄ "	26 ³ / ₈ "	Y	MS2PML24B	1,797.	1,887.	1,980.



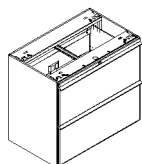
Order Code	Specification Information	Application Notes	Critical Dimensions
Example: MS2PML24A- NJ			
MT2 Series 2 Morrison Front	Add \$55 list for Mobile Handle.	Hanging rails and other accessories are not included and must be ordered separately. (See <i>pedestal accessories page (231)</i> , for pricing and ordering information)	Dimensions under, w , d and h are actual to the nearest 1/16"
PM Pedestal Mobile	Add a " P " between the " L " lock code and the case size to designate the handle option, <i>example</i> (MS2PMLP24A)		
L Locking			24" Deep Mobile Pedestal Internal Drawer Dimensions
24 Depth	Deduct \$35 list for units without a top. Add an " O " in place of the " M " in the pattern number to designate the no-top option, <i>example</i> (MS2POL18A)		<ul style="list-style-type: none"> Box height: 4⁵/₁₆" Box width: 12¹/₁₆" Box depth: 18³/₈" File height: 9¹/₄" File width: 12¹/₁₆" File depth: 18³/₈"
A Box/Box/File			
NJ Med Grey paint finish	Add an " F " to the end of the pattern number to receive full extension slides on all box drawers. Upcharge is \$25 list per pedestal.		

Pedestals Morrison Front

Double Wide Pedestals

Series 2 Storage

description	w	d	h	lock	pattern no.	P1	P2	P3
Doublewide Pedestal with two file drawers	30"	18 ³ / ₄ "	26 ⁷ / ₈ "	Y	MS2DW30L	\$1,642.	\$1,729.	\$1,810.
	36"	18 ³ / ₄ "	26 ⁷ / ₈ "	Y	MS2DW36L	2,078.	2,189.	2,297.



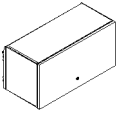
Series 2 Morrison Front Storage

Order Code	Specification Information	Application Notes	Critical Dimensions
Example: MS2DW30L-NJ			
MS2 Series 2 Morrison Front	Deduct \$20 from the list price for non-locking units. Substitute the "L" suffix with a "N" within the pattern number to designate a non-locking unit, <i>example</i> (MS2DW36N).	Doublewide pedestals are not intended for freestanding use and must be secured beneath a supported worksurface. (<i>See Calibre lateral files price list for two drawer files that can be used for freestanding applications</i>)	Dimensions under, w , d and h are actual to the nearest ¹ / ₁₆ "
DW Doublewide Pedestal			
30 30" wide	Doublewide pedestals include hanging file bars for letter and legal front-to-back and side-to-side filing.		Doublewide Pedestal Internal Drawer Dimensions <ul style="list-style-type: none"> • Lateral drawer height: 9³/₄" • Lateral drawer width: 26³/₄" and 32³/₄" • Lateral drawer depth: 15³/₄"
L Locking			
NJ Med Grey paint finish			

Overhead Storage Steel Front with Morrison Mounting Brackets

Panel Mount Overhead Storage

Series 2 Storage

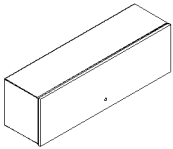
description	w	d	h	lock	pattern no.	P1	P2	P3
 Panel mount overhead cabinet with lock	29 ⁷ / ₈ "	14 ¹ / ₈ "	15"	Y	MS2PM30L	\$682.	\$718.	\$753.
	35 ⁷ / ₈ "	14 ¹ / ₈ "	15"	Y	MS2PM36L	747.	788.	828.
	41 ⁷ / ₈ "	14 ¹ / ₈ "	15"	Y	MS2PM42L	816.	855.	899.
	47 ⁷ / ₈ "	14 ¹ / ₈ "	15"	Y	MS2PM48L	887.	938.	987.
	53 ⁷ / ₈ "	14 ¹ / ₈ "	15"	Y	MS2PM54L	1,057.	1,111.	1,169.
	59 ⁷ / ₈ "	14 ¹ / ₈ "	15"	Y	MS2PM60L	1,057.	1,111.	1,169.
	65 ⁷ / ₈ "	14 ¹ / ₈ "	15"	Y	MS2PM66L	1,212.	1,270.	1,331.
	71 ⁷ / ₈ "	14 ¹ / ₈ "	15"	Y	MS2PM72L	1,212.	1,270.	1,331.

Order Code	Specification Information	Application Notes	Critical Dimensions
Example: MSPM30L-NJ			
MS2 Series 2 Morrison Front	Deduct \$20 from the list price for non-locking units. Substitute the "L" suffix with a "N" within the pattern number to designate a non-locking unit, <i>example</i> (MS2PM30 N). Units with two doors, deduct \$40 from the list. 24" through 48" wide units have a single door. 54" through 66" wide units have off-set double doors. 72" wide units have two doors. Units with two doors have two locks.	Touchdown kits are intended for use with steel door fronts only. (<i>See S2 overhead accessories for Touch-down kits for overheads</i>) Add \$163 list for Touch Down mechanism. Touch Down requires adding an "E" to the pattern number as indicated MS2PM30 EL . For units with two doors add \$327 to the list.	Dimensions under, w , d and h are actual to the nearest ¹ / ₁₆ "
PM Panel Mount Overhead			
30 30" wide			
L Locking			
NJ Med Grey paint finish			

Overhead Storage Steel Front with Morrison Mounting Brackets

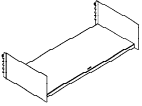
Up-Mount Overhead Storage

Series 2 Storage

description	w	d	h	lock	pattern no.	P1	P2	P3
 Up-mount overhead cabinet with back and lock	29 ⁷ / ₈ "	14 ¹ / ₈ "	15"	Y	MS2UM30L	\$1,049.	\$1,103.	\$1,155.
	35 ⁷ / ₈ "	14 ¹ / ₈ "	15"	Y	MS2UM36L	1,084.	1,142.	1,194.
	41 ⁷ / ₈ "	14 ¹ / ₈ "	15"	Y	MS2UM42L	1,118.	1,172.	1,227.
	47 ⁷ / ₈ "	14 ¹ / ₈ "	15"	Y	MS2UM48L	1,135.	1,188.	1,249.
	53 ⁷ / ₈ "	14 ¹ / ₈ "	15"	Y	MS2UM54L	1,526.	1,603.	1,682.
	59 ⁷ / ₈ "	14 ¹ / ₈ "	15"	Y	MS2UM60L	1,526.	1,603.	1,682.
	65 ⁷ / ₈ "	14 ¹ / ₈ "	15"	Y	MS2UM66L	1,594.	1,672.	1,757.
	71 ⁷ / ₈ "	14 ¹ / ₈ "	15"	Y	MS2UM72L	1,594.	1,672.	1,757.
Series 2 Morrison Front Up-mount Overhead Bracket (Morrison)	12 ³ / ₁₆ "	⁷ / ₈ "	¹¹³ / ₄ "		MB1U18	238.	247.	266.



Order Code	Specification Information	Application Notes	Critical Dimensions
Example: MS2UM30L-NJ			
MS2 Series 2 Morrison Front	Deduct \$20 from the list price for non-locking units. Substitute the "L" suffix with a "N" within the pattern number to designate a non-locking unit, <i>example</i> (MS2UM30N). Units with two doors, deduct \$40 from the list. 24" through 48" wide units have a single door. 54" through 66" wide units have off-set double doors. 72" wide units have two doors. Units with two doors have two locks. Up-mount brackets are required and must be ordered separately.	Touchdown kits are intended for use with steel door fronts only. (<i>See S2 overhead accessories for Touch-down kits for overheads</i>) Add \$163 list for Touch Down mechanism. Touch Down requires adding an "E" to the pattern number as indicated MS2UM30EL. For units with two doors add \$327 to the list.	Dimensions under, w , d and h are actual to the nearest ¹ / ₁₆ ".
UM Up-mount overhead			
30 30" wide			
L Locking			
NJ Med Grey paint finish			

description	w	d	h	pattern no.	P1	P2	P3
Overhead Book Shelf 	23 ⁷ / ₈ "	14 ¹ / ₈ "	8"	MS2BS24	\$235.	\$235.	\$247.
	29 ⁷ / ₈ "	14 ¹ / ₈ "	8"	MS2BS30	244.	244.	262.
	35 ⁷ / ₈ "	14 ¹ / ₈ "	8"	MS2BS36	258.	258.	269.
	41 ⁷ / ₈ "	14 ¹ / ₈ "	8"	MS2BS42	258.	258.	269.
	47 ⁷ / ₈ "	14 ¹ / ₈ "	8"	MS2BS48	267.	267.	278.
	53 ⁷ / ₈ "	14 ¹ / ₈ "	8"	MS2BS54	315.	315.	331.
	59 ⁷ / ₈ "	14 ¹ / ₈ "	8"	MS2BS60	315.	315.	331.
	65 ⁷ / ₈ "	14 ¹ / ₈ "	8"	MS2BS66	325.	325.	340.
	71 ⁷ / ₈ "	14 ¹ / ₈ "	8"	MS2BS72	325.	325.	340.

Order Code	Specification Information	Application Notes	Critical Dimensions
Example: MS2BS30-NJ			Dimensions under, w , d and h are actual to the nearest ¹ / ₁₆ ".
MS2	Series 2 Morrison Front		
BS	Book Shelf		
24	24" wide		
NJ	Med Grey paint finish		

Storage Towers Morrison Front

15" Wide Storage Towers

42" High

Series 2 Storage

description	type	w	d	h	lock	pattern no.	P1	P2	P3
42" High Side Access Bookcase tower with two box and one file drawer (right hand shown)	left hand	14 ⁷ / ₈ "	23 ¹ / ₂ "	41 ⁵ / ₁₆ "	Y	MT3SBLH4215BBFL	\$2,474.	\$2,604.	\$2,736.
	right hand	14 ⁷ / ₈ "	23 ¹ / ₂ "	41 ⁵ / ₁₆ "	Y	MT3SBRH4215BBFL	2,474.	2,604.	2,736.



42" High Side Access Bookcase tower with two file drawers (right hand shown)	left hand	14 ⁷ / ₈ "	23 ¹ / ₂ "	41 ⁵ / ₁₆ "	Y	MT3SBLH4215FFL	2,366.	2,480.	2,608.
	right hand	14 ⁷ / ₈ "	23 ¹ / ₂ "	41 ⁵ / ₁₆ "	Y	MT3SBRH4215FFL	2,366.	2,480.	2,608.



Order Code

Example:	MT3SBLH5715BBFL-NJ
MT3	Series 2 Morrison Front
SB	Side Access Bookcase
LH	Left Hand Access
57	57" High
15	15" Wide
B	Box Drawer
B	Box Drawer
F	File Drawer
L	Locking
NJ	Medium Grey paint finish

Specification Information

For non-locking towers, deduct as follows from the list price for each unit: Deduct \$30 for (1) lock unit, \$60 for (2) lock unit, and \$75 for a (3) lock unit. Substitute the "L" suffix with an "N" within the pattern number to designate a non-locking unit, example (MT3SLH6415BBFN)

"M" drawers consisting of a box drawer body with a file drawer head are available by substituting any two "B" or any one "F" character within the pattern number, example (MT3SLH6415MFN). Multiple "M" drawers may be specified providing they equal the total modules available.

A 6" drawer, behind a cupboard door is available by adding the numeral 1 to the end of the pattern number, example (MT3SLH6415BBFL1)

Note: 6" drawer behind doors are not available within the wardrobe portion of towers. Drawers behind doors are painted black.

Note: Drawer behind doors list pricing is as follows: 1=\$255

Application Notes

Hanging rails and other accessories are not included and must be ordered separately. Hanging rails are included with 24" and 30" wide lateral drawers only. (See *Tower Accessories for pricing and order entry information*)

Half depth adjustable shelves and coat hooks may be ordered separately allowing the cupboard area of the 15", 24" and 30" wide towers to support binders as well as shorter coats. (See *Tower Accessories for pricing and order entry information*)

- 15" w Side Access and Display towers include (1) lock.
- Single door towers, double door towers, 24" w and 30" w Side Access and Display towers include (2) locks. (Except full-height doors which include (1) lock)
- Front Access (only) towers with wardrobe include (3) locks. (Except full-height doors with wardrobe which include (2) locks)

Critical Dimensions

Dimensions under, **w**, **d** and **h** are actual to the nearest ¹/₁₆"

42", 50", 57" and 64" Tower Internal Dimensions

- Box and M drawer height: 4⁵/₁₆"
- Box and M drawer width: 12¹/₁₆"
- Box and M drawer depth: 18³/₈"
- File drawer height: 9¹/₄"
- File drawer width: 12¹/₁₆"
- File drawer depth: 18³/₈"

Note: All towers are configured from the top down with standard combinations of box and file drawers.

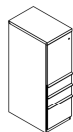
Storage Towers Morrison Front

15" Wide Storage Towers

50" High

Series 2 Storage


description	type	w	d	h	lock	pattern no.	P1	P2	P3
50" High Single Door tower with two box and one file drawer (left hand shown)	left hand	14 ⁷ / ₈ "	23 1/2"	48 ⁵ / ₁₆ "	Y	MT3SLH5015BBFL	\$2,904.	\$3,048.	\$3,203.
	right hand	14 ⁷ / ₈ "	23 1/2"	48 ⁵ / ₁₆ "	Y	MT3SRH5015BBFL	2,904.	3,048.	3,203.



50" High Single Door tower with two file drawers (right hand shown)	left hand	14 ⁷ / ₈ "	23 1/2"	48 ⁵ / ₁₆ "	Y	MT3SLH5015FFL	2,617.	2,748.	2,887.
	right hand	14 ⁷ / ₈ "	23 1/2"	48 ⁵ / ₁₆ "	Y	MT3SRH5015FFL	2,617.	2,748.	2,887.



50" High Single Door tower with two box and two file drawers (right hand shown)	left hand	14 ⁷ / ₈ "	23 1/2"	48 ⁵ / ₁₆ "	Y	MT3SLH5015BBFFL	3,178.	3,342.	3,505.
	right hand	14 ⁷ / ₈ "	23 1/2"	48 ⁵ / ₁₆ "	Y	MT3SRH5015BBFFL	3,178.	3,342.	3,505.



Order Code

Example:	MT3SBLH5715BBFL-NJ
MT3	Series 2 Morrison Front
SB	Side Access Bookcase
LH	Left Hand Access
57	57" High
15	15" Wide
B	Box Drawer
B	Box Drawer
F	File Drawer
L	Locking
NJ	Medium Grey paint finish

Specification Information

For non-locking towers, deduct as follows from the list price for each unit: Deduct \$30 for (1) lock unit, \$60 for (2) lock unit, and \$75 for a (3) lock unit. Substitute the "L" suffix with an "N" within the pattern number to designate a non-locking unit, example (MT3SLH6415BBFN)

Application Notes

Hanging rails and other accessories are not included and must be ordered separately. Hanging rails are included with 24" and 30" wide lateral drawers only. (*See Tower Accessories for pricing and order entry information*)

Half depth adjustable shelves and coat hooks may be ordered separately allowing the cupboard area of the 15", 24" and 30" wide towers to support binders as well as shorter coats. (*See Tower Accessories for pricing and order entry information*)

- 15" w Side Access and Display towers include (1) lock.
- Single door towers, double door towers, 24" w and 30" w Side Access and Display towers include (2) locks. (Except full-height doors which include (1) lock)
- Front Access (only) towers with wardrobe include (3) locks. (Except full-height doors with wardrobe which include (2) locks)

Critical Dimensions

Dimensions under, **w**, **d** and **h** are actual to the nearest 1/16"

42", 50", 57" and 64" Tower Internal Dimensions

- Box and M drawer height: 4⁵/₁₆"
- Box and M drawer width: 12¹/₁₆"
- Box and M drawer depth: 18³/₈"
- File drawer height: 9¹/₄"
- File drawer width: 12¹/₁₆"
- File drawer depth: 18³/₈"

Note: All towers are configured from the top down with standard combinations of box and file drawers.

"M" drawers consisting of a box drawer body with a file drawer head are available by substituting any two "B" or any one "F" character within the pattern number, example (MT3SLH6415MFN). Multiple "M" drawers may be specified providing they equal the total modules available.

A 6" drawer, behind a cupboard door is available by adding the numeral 1 to the end of the pattern number, example (MT3SLH6415BBFL1)

Note: 6" drawer behind doors are not available within the wardrobe portion of towers. Drawers behind doors are painted black.

Note: Drawer behind doors list pricing is as follows: 1=\$255


Storage Towers Morrison Front

15" Wide Storage Towers


50" High

Series 2 Storage


description	type	w	d	h	lock	pattern no.	P1	P2	P3
50" High Single Door tower with three file drawers (right hand shown)	left hand	14 ⁷ / ₈ "	23 ¹ / ₂ "	48 ³ / ₁₆ "	Y	MT3SLH5015FFFL	\$2,938.	\$3,082.	\$3,240.
	right hand	14 ⁷ / ₈ "	23 ¹ / ₂ "	48 ³ / ₁₆ "	Y	MT3SRH5015FFFL	2,938.	3,082.	3,240.



50" High Side Access Bookcase tower with two box and one file drawer (right hand shown)	left hand	14 ⁷ / ₈ "	23 ¹ / ₂ "	48 ³ / ₁₆ "	Y	MT3SBLH5015BBFL	2,610.	2,741.	2,880.
	right hand	14 ⁷ / ₈ "	23 ¹ / ₂ "	48 ³ / ₁₆ "	Y	MT3SBRH5015BBFL	2,610.	2,741.	2,880.



50" High Side Access Bookcase tower with two file drawers (right hand shown)	left hand	14 ⁷ / ₈ "	23 ¹ / ₂ "	48 ³ / ₁₆ "	Y	MT3SBLH5015FFL	2,474.	2,604.	2,736.
	right hand	14 ⁷ / ₈ "	23 ¹ / ₂ "	48 ³ / ₁₆ "	Y	MT3SBRH5015FFL	2,474.	2,604.	2,736.



Series 2 Morrison Front Storage

Order Code

Example:	MT3SBLH5715BBFL-NJ
MT3	Series 2 Morrison Front
SB	Side Access Bookcase
LH	Left Hand Access
57	57" High
15	15" Wide
B	Box Drawer
B	Box Drawer
F	File Drawer
L	Locking
NJ	Medium Grey paint finish

Specification Information

For non-locking towers, deduct as follows from the list price for each unit: Deduct \$30 for (1) lock unit, \$60 for (2) lock unit, and \$75 for a (3) lock unit. Substitute the "L" suffix with an "N" within the pattern number to designate a non-locking unit, example (MT3SLH6415BBFN)

"M" drawers consisting of a box drawer body with a file drawer head are available by substituting any two "B" or any one "F" character within the pattern number, example (MT3SLH6415MFN). Multiple "M" drawers may be specified providing they equal the total modules available.

A 6" drawer, behind a cupboard door is available by adding the numeral 1 to the end of the pattern number, example (MT3SLH6415BBFL1)

Note: 6" drawer behind doors are not available within the wardrobe portion of towers. Drawers behind doors are painted black.

Note: Drawer behind doors list pricing is as follows: 1=\$255

Application Notes

Hanging rails and other accessories are not included and must be ordered separately. Hanging rails are included with 24" and 30" wide lateral drawers only. (See *Tower Accessories for pricing and order entry information*)

Half depth adjustable shelves and coat hooks may be ordered separately allowing the cupboard area of the 15", 24" and 30" wide towers to support binders as well as shorter coats. (See *Tower Accessories for pricing and order entry information*)

- 15" w Side Access and Display towers include (1) lock.
- Single door towers, double door towers, 24" w and 30" w Side Access and Display towers include (2) locks. (Except full-height doors which include (1) lock)
- Front Access (only) towers with wardrobe include (3) locks. (Except full-height doors with wardrobe which include (2) locks)

Critical Dimensions

Dimensions under, **w**, **d** and **h** are actual to the nearest ¹/₁₆"

42", 50", 57" and 64" Tower Internal Dimensions

- Box and M drawer height: 4⁵/₁₆"
- Box and M drawer width: 12¹/₁₆"
- Box and M drawer depth: 18³/₈"
- File drawer height: 9¹/₄"
- File drawer width: 12³/₁₆"
- File drawer depth: 18³/₈"

Note: All towers are configured from the top down with standard combinations of box and file drawers.

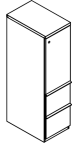
Storage Towers Morrison Front

15" Wide Storage Towers

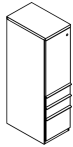
57" High

Series 2 Storage

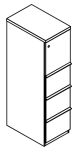
description	type	w	d	h	lock	pattern no.	P1	P2	P3
57" High Single Door tower with two file drawers (right hand shown)	left hand	14 ⁷ / ₈ "	23 ¹ / ₂ "	56 ³ / ₁₆ "	Y	MT3SLH5715FFFL	\$2,686.	\$3,088.	\$3,222.
	right hand	14 ⁷ / ₈ "	23 ¹ / ₂ "	56 ³ / ₁₆ "	Y	MT3SRH5715FFFL	2,686.	3,088.	3,222.



57" High Single Door tower with two box and one file drawer (left hand shown)	left hand	14 ⁷ / ₈ "	23 ¹ / ₂ "	56 ³ / ₁₆ "	Y	MT3SLH5715BBFL	2,971.	3,417.	3,563.
	right hand	14 ⁷ / ₈ "	23 ¹ / ₂ "	56 ³ / ₁₆ "	Y	MT3SRH5715BBFL	2,971.	3,417.	3,563.



57" High Single Door tower with three file drawers (right hand shown)	left hand	14 ⁷ / ₈ "	23 ¹ / ₂ "	57 ³ / ₁₆ "	Y	MT3SLH5715FFFL	3,006.	3,452.	3,601.
	right hand	14 ⁷ / ₈ "	23 ¹ / ₂ "	57 ³ / ₁₆ "	Y	MT3SRH5715FFFL	3,006.	3,452.	3,601.



Order Code

Example:	MT3SBLH5715BBFL-NJ
MT3	Series 2 Morrison Front
SB	Side Access Bookcase
LH	Left Hand Access
57	57" High
15	15" Wide
B	Box Drawer
B	Box Drawer
F	File Drawer
L	Locking
NJ	Medium Grey paint finish

Specification Information

For non-locking towers, deduct as follows from the list price for each unit: Deduct \$30 for (1) lock unit, \$60 for (2) lock unit, and \$75 for a (3) lock unit. Substitute the "L" suffix with an "N" within the pattern number to designate a non-locking unit, example (MT3SLH6415BBFN)

Application Notes

Hanging rails and other accessories are not included and must be ordered separately. Hanging rails are included with 24" and 30" wide lateral drawers only. (See *Tower Accessories for pricing and order entry information*)

Half depth adjustable shelves and coat hooks may be ordered separately allowing the cupboard area of the 15", 24" and 30" wide towers to support binders as well as shorter coats. (See *Tower Accessories for pricing and order entry information*)

- 15" w Side Access and Display towers include (1) lock.
- Single door towers, double door towers, 24" w and 30" w Side Access and Display towers include (2) locks. (Except full-height doors which include (1) lock)
- Front Access (only) towers with wardrobe include (3) locks. (Except full-height doors with wardrobe which include (2) locks)

Critical Dimensions

Dimensions under, **w**, **d** and **h** are actual to the nearest ¹/₁₆"

42", 50", 57" and 64" Tower Internal Dimensions

- Box and M drawer height: 4⁵/₁₆"
- Box and M drawer width: 12¹/₁₆"
- Box and M drawer depth: 18³/₈"
- File drawer height: 9¹/₄"
- File drawer width: 12¹/₁₆"
- File drawer depth: 18³/₈"

Note: All towers are configured from the top down with standard combinations of box and file drawers.

"M" drawers consisting of a box drawer body with a file drawer head are available by substituting any two "B" or any one "F" character within the pattern number, example (MT3SLH6415MFN). Multiple "M" drawers may be specified providing they equal the total modules available.

A 6" drawer, behind a cupboard door is available by adding the numeral 1 to the end of the pattern number, example (MT3SLH6415BBFL1)

Note: 6" drawer behind doors are not available within the wardrobe portion of towers. Drawers behind doors are painted black.

Note: Drawer behind doors list pricing is as follows: 1=\$255

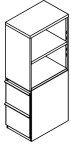
Storage Towers Morrison Front

15" Wide Storage Towers

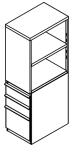
57" High

Series 2 Storage

description	type	w	d	h	lock	pattern no.	P1	P2	P3
57" High Side Access Bookcase tower with two file drawers (right hand shown)	left hand	14 ⁷ / ₈ "	23 ¹ / ₂ "	56 ³ / ₁₆ "	Y	MT3SBLH5715FFL	\$2,616.	\$3,013.	\$3,140.
	right hand	14 ⁷ / ₈ "	23 ¹ / ₂ "	56 ³ / ₁₆ "	Y	MT3SBRH5715FFL	2,616.	3,013.	3,140.



57" High Side Access Bookcase tower with two box and one file drawer (right hand shown)	left hand	14 ⁷ / ₈ "	23 ¹ / ₂ "	56 ³ / ₁₆ "	Y	MT3SBLH5715BBFL	2,657.	3,056.	3,188.
	right hand	14 ⁷ / ₈ "	23 ¹ / ₂ "	56 ³ / ₁₆ "	Y	MT3SBRH5715BBFL	2,657.	3,056.	3,188.



Order Code

Example:	MT3SBLH5715BBFL-NJ
MT3	Series 2 Morrison Front
SB	Side Access Bookcase
LH	Left Hand Access
57	57" High
15	15" Wide
B	Box Drawer
B	Box Drawer
F	File Drawer
L	Locking
NJ	Medium Grey paint finish

Specification Information

For non-locking towers, deduct as follows from the list price for each unit: Deduct \$30 for (1) lock unit, \$60 for (2) lock unit, and \$75 for a (3) lock unit. Substitute the "L" suffix with an "N" within the pattern number to designate a non-locking unit, example (MT3SLH6415BBFN)

"M" drawers consisting of a box drawer body with a file drawer head are available by substituting any two "B" or any one "F" character within the pattern number, example (MT3SLH6415MFN). Multiple "M" drawers may be specified providing they equal the total modules available.

A 6" drawer, behind a cupboard door is available by adding the numeral 1 to the end of the pattern number, example (MT3SLH6415BBFL1)

Note: 6" drawer behind doors are not available within the wardrobe portion of towers. Drawers behind doors are painted black.

Note: Drawer behind doors list pricing is as follows: 1=\$255

Application Notes

Hanging rails and other accessories are not included and must be ordered separately. Hanging rails are included with 24" and 30" wide lateral drawers only. (See *Tower Accessories for pricing and order entry information*)

Half depth adjustable shelves and coat hooks may be ordered separately allowing the cupboard area of the 15", 24" and 30" wide towers to support binders as well as shorter coats. (See *Tower Accessories for pricing and order entry information*)

- 15" w Side Access and Display towers include (1) lock.
- Single door towers, double door towers, 24" w and 30" w Side Access and Display towers include (2) locks. (Except full-height doors which include (1) lock)
- Front Access (only) towers with wardrobe include (3) locks. (Except full-height doors with wardrobe which include (2) locks)

Critical Dimensions

Dimensions under, **w**, **d** and **h** are actual to the nearest ¹/₁₆"

42", 50", 57" and 64" Tower Internal Dimensions

- Box and M drawer height: 4⁵/₁₆"
- Box and M drawer width: 12¹/₁₆"
- Box and M drawer depth: 18³/₈"
- File drawer height: 9¹/₄"
- File drawer width: 12¹/₁₆"
- File drawer depth: 18³/₈"

Note: All towers are configured from the top down with standard combinations of box and file drawers.

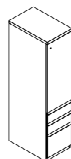
Storage Towers Morrison Front

15" Wide Storage Towers

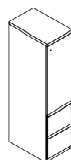
64" High

Series 2 Storage


description	type	w	d	h	lock	pattern no.	P1	P2	P3
64" High Single Door tower with two box and one file drawer (right hand shown)	left hand	14 ⁷ / ₈ "	23 ¹ / ₂ "	63 ⁵ / ₁₆ "	Y	MT3SLH6415BBFL	\$3,040.	\$3,194.	\$3,353.
	right hand	14 ⁷ / ₈ "	23 ¹ / ₂ "	63 ⁵ / ₁₆ "	Y	MT3SRH6415BBFL	3,040.	3,194.	3,353.



64" High Single Door tower with two file drawers (right hand shown)	left hand	14 ⁷ / ₈ "	23 ¹ / ₂ "	63 ⁵ / ₁₆ "	Y	MT3SLH6415FFL	2,755.	2,893.	3,039.
	right hand	14 ⁷ / ₈ "	23 ¹ / ₂ "	63 ⁵ / ₁₆ "	Y	MT3SRH6415FFL	2,755.	2,893.	3,039.



64" High Single Door tower with two box and two file drawers (right hand shown)	left hand	14 ⁷ / ₈ "	23 ¹ / ₂ "	63 ⁵ / ₁₆ "	Y	MT3SLH6415BBFFL	3,291.	3,451.	3,625.
	right hand	14 ⁷ / ₈ "	23 ¹ / ₂ "	63 ⁵ / ₁₆ "	Y	MT3SRH6415BBFFL	3,291.	3,451.	3,625.



Order Code

Example:	MT3SBLH5715BBFL-NJ
MT3	Series 2 Morrison Front
SB	Side Access Bookcase
LH	Left Hand Access
57	57" High
15	15" Wide
B	Box Drawer
B	Box Drawer
F	File Drawer
L	Locking
NJ	Medium Grey paint finish

Specification Information

For non-locking towers, deduct as follows from the list price for each unit: Deduct \$30 for (1) lock unit, \$60 for (2) lock unit, and \$75 for a (3) lock unit. Substitute the "L" suffix with an "N" within the pattern number to designate a non-locking unit, example (MT3SLH6415BBFN)

Application Notes

Hanging rails and other accessories are not included and must be ordered separately. Hanging rails are included with 24" and 30" wide lateral drawers only. (*See Tower Accessories for pricing and order entry information*)

Half depth adjustable shelves and coat hooks may be ordered separately allowing the cupboard area of the 15", 24" and 30" wide towers to support binders as well as shorter coats. (*See Tower Accessories for pricing and order entry information*)

- 15" w Side Access and Display towers include (1) lock.
- Single door towers, double door towers, 24" w and 30" w Side Access and Display towers include (2) locks. (Except full-height doors which include (1) lock)
- Front Access (only) towers with wardrobe include (3) locks. (Except full-height doors with wardrobe which include (2) locks)

Critical Dimensions

Dimensions under, **w**, **d** and **h** are actual to the nearest ¹/₁₆"

42", 50", 57" and 64" Tower Internal Dimensions

- Box and M drawer height: 4⁵/₁₆"
- Box and M drawer width: 12¹/₁₆"
- Box and M drawer depth: 18³/₈"
- File drawer height: 9¹/₄"
- File drawer width: 12¹/₁₆"
- File drawer depth: 18³/₈"

Note: All towers are configured from the top down with standard combinations of box and file drawers.

"M" drawers consisting of a box drawer body with a file drawer head are available by substituting any two "B" or any one "F" character within the pattern number, example (MT3SLH6415MFN). Multiple "M" drawers may be specified providing they equal the total modules available.

A 6" drawer, behind a cupboard door is available by adding the numeral 1 to the end of the pattern number, example (MT3SLH6415BBFL1)

Note: 6" drawer behind doors are not available within the wardrobe portion of towers. Drawers behind doors are painted black.

Note: Drawer behind doors list pricing is as follows: 1=\$255

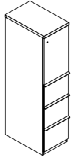
Storage Towers Morrison Front

15" Wide Storage Towers

64" High

Series 2 Storage

description	type	w	d	h	lock	pattern no.	P1	P2	P3
64" High Single Door tower with three file drawers (right hand shown)	left hand	14 ⁷ / ₈ "	23 ¹ / ₂ "	63 ⁵ / ₁₆ "	Y	MT3SLH6415FFFL	\$3,072.	\$3,223.	\$3,386.
	right hand	14 ⁷ / ₈ "	23 ¹ / ₂ "	63 ⁵ / ₁₆ "	Y	MT3SRH6415FFFL	3,072.	3,223.	3,386.



64" High Single Door tower with four file drawers (right hand shown)	left hand	14 ⁷ / ₈ "	23 ¹ / ₂ "	63 ⁵ / ₁₆ "	Y	MT3SLH6415FFFL	3,340.	3,500.	3,679.
	right hand	14 ⁷ / ₈ "	23 ¹ / ₂ "	63 ⁵ / ₁₆ "	Y	MT3SRH6415FFFL	3,340.	3,500.	3,679.



64" High Side Access Bookcase tower with two box and one file drawer (right hand shown)	left hand	14 ⁷ / ₈ "	23 ¹ / ₂ "	63 ⁵ / ₁₆ "	Y	MT3SBLH6415BBFL	2,700.	2,836.	2,979.
	right hand	14 ⁷ / ₈ "	23 ¹ / ₂ "	63 ⁵ / ₁₆ "	Y	MT3SBRH6415BBFL	2,700.	2,836.	2,979.



Order Code

Example:	MT3SBLH5715BBFL-NJ
MT3	Series 2 Morrison Front
SB	Side Access Bookcase
LH	Left Hand Access
57	57" High
15	15" Wide
B	Box Drawer
B	Box Drawer
F	File Drawer
L	Locking
NJ	Medium Grey paint finish

Specification Information

For non-locking towers, deduct as follows from the list price for each unit: Deduct \$30 for (1) lock unit, \$60 for (2) lock unit, and \$75 for a (3) lock unit. Substitute the "L" suffix with an "N" within the pattern number to designate a non-locking unit, example (MT3SLH6415BBFN)

"M" drawers consisting of a box drawer body with a file drawer head are available by substituting any two "B" or any one "F" character within the pattern number, example (MT3SLH6415MFN). Multiple "M" drawers may be specified providing they equal the total modules available.

A 6" drawer, behind a cupboard door is available by adding the numeral 1 to the end of the pattern number, example (MT3SLH6415BBFL1)

Note: 6" drawer behind doors are not available within the wardrobe portion of towers. Drawers behind doors are painted black.

Note: Drawer behind doors list pricing is as follows: 1=\$255

Application Notes

Hanging rails and other accessories are not included and must be ordered separately. Hanging rails are included with 24" and 30" wide lateral drawers only. (See *Tower Accessories for pricing and order entry information*)

Half depth adjustable shelves and coat hooks may be ordered separately allowing the cupboard area of the 15", 24" and 30" wide towers to support binders as well as shorter coats. (See *Tower Accessories for pricing and order entry information*)

- 15" w Side Access and Display towers include (1) lock.
- Single door towers, double door towers, 24" w and 30" w Side Access and Display towers include (2) locks. (Except full-height doors which include (1) lock)
- Front Access (only) towers with wardrobe include (3) locks. (Except full-height doors with wardrobe which include (2) locks)

Critical Dimensions

Dimensions under, **w**, **d** and **h** are actual to the nearest ¹/₁₆"

42", 50", 57" and 64" Tower Internal Dimensions

- Box and M drawer height: 4⁵/₁₆"
- Box and M drawer width: 12¹/₁₆"
- Box and M drawer depth: 18³/₈"
- File drawer height: 9¹/₄"
- File drawer width: 12³/₁₆"
- File drawer depth: 18³/₈"

Note: All towers are configured from the top down with standard combinations of box and file drawers.

Storage Towers Morrison Front

15" Wide Storage Towers

64" High

Series 2 Storage

description	type	w	d	h	lock	pattern no.	P1	P2	P3
64" High Side Access Bookcase tower with two file drawers (right hand shown)	left hand	14 ⁷ / ₈ "	23 ¹ / ₂ "	63 ⁵ / ₁₆ "	Y	MT3SBLH6415FFL	\$2,570.	\$2,695.	\$2,833.
	right hand	15"	23 ¹ / ₂ "	63 ⁵ / ₁₆ "	Y	MT3SBRH6415FFL	2,570.	2,695.	2,833.



64" Side Access Display tower with two box and one file drawer (right hand shown)	left hand	14 ⁷ / ₈ "	23 ¹ / ₂ "	63 ⁵ / ₁₆ "	Y	MT3BDLH6415BBFL	2,739.	2,877.	3,017.
	right hand	15"	23 ¹ / ₂ "	63 ⁵ / ₁₆ "	Y	MT3BDRH6415BBFL	2,739.	2,877.	3,017.



64" Side Access Display tower with two file drawers (right hand shown)	left hand	14 ⁷ / ₈ "	23 ¹ / ₂ "	63 ⁵ / ₁₆ "	Y	MT3BDLH6415FFL	2,604.	2,737.	2,871.
	right hand	14 ⁷ / ₈ "	23 ¹ / ₂ "	63 ⁵ / ₁₆ "	Y	MT3BDRH6415FFL	2,604.	2,737.	2,871.



Order Code

Example:	MT3SBLH5715BBFL-NJ
MT3	Series 2 Morrison Front
SB	Side Access Bookcase
LH	Left Hand Access
57	57" High
15	15" Wide
B	Box Drawer
B	Box Drawer
F	File Drawer
L	Locking
NJ	Medium Grey paint finish

Specification Information

For non-locking towers, deduct as follows from the list price for each unit: Deduct \$30 for (1) lock unit, \$60 for (2) lock unit, and \$75 for a (3) lock unit. Substitute the "L" suffix with an "N" within the pattern number to designate a non-locking unit, example (MT3SLH6415BBFN)

Application Notes

Hanging rails and other accessories are not included and must be ordered separately. Hanging rails are included with 24" and 30" wide lateral drawers only. (See *Tower Accessories for pricing and order entry information*)

Half depth adjustable shelves and coat hooks may be ordered separately allowing the cupboard area of the 15", 24" and 30" wide towers to support binders as well as shorter coats. (See *Tower Accessories for pricing and order entry information*)

- 15" w Side Access and Display towers include (1) lock.
- Single door towers, double door towers, 24" w and 30" w Side Access and Display towers include (2) locks. (Except full-height doors which include (1) lock)
- Front Access (only) towers with wardrobe include (3) locks. (Except full-height doors with wardrobe which include (2) locks)

Critical Dimensions

Dimensions under, **w**, **d** and **h** are actual to the nearest ¹/₁₆"

42", 50", 57" and 64" Tower Internal Dimensions

- Box and M drawer height: 4⁵/₁₆"
- Box and M drawer width: 12¹/₁₆"
- Box and M drawer depth: 18³/₈"
- File drawer height: 9¹/₄"
- File drawer width: 12¹/₁₆"
- File drawer depth: 18³/₈"

Note: All towers are configured from the top down with standard combinations of box and file drawers.

"M" drawers consisting of a box drawer body with a file drawer head are available by substituting any two "B" or any one "F" character within the pattern number, example (MT3SLH6415MFN). Multiple "M" drawers may be specified providing they equal the total modules available.

A 6" drawer, behind a cupboard door is available by adding the numeral 1 to the end of the pattern number, example (MT3SLH6415BBFL1)

Note: 6" drawer behind doors are not available within the wardrobe portion of towers. Drawers behind doors are painted black.

Note: Drawer behind doors list pricing is as follows: 1=\$255

Storage Towers Morrison Front

24" Wide Storage Towers

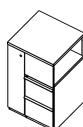
42" High

Series 2 Storage

description	type	w	d	h	lock	pattern no.	P1	P2	P3
42" High Side Access Bookcase with two box and one file drawer with wardrobe (left hand shown)	left hand	23 7/8"	23 1/2"	41 5/16"	Y	MT3WSBLH4224BBFL	\$3,591.	\$3,769.	\$3,959.
	right hand	23 7/8"	23 1/2"	41 5/16"	Y	MT3WSBRH4224BBFL	3,591.	3,769.	3,959.



42" High Side Access Bookcase with two file drawers with wardrobe (left hand shown)	left hand	23 7/8"	23 1/2"	41 5/16"	Y	MT3WSBLH4224FFL	3,452.	3,623.	3,807.
	right hand	23 7/8"	23 1/2"	41 5/16"	Y	MT3WSBRH4224FFL	3,452.	3,623.	3,807.



Order Code	Specification Information	Critical Dimensions
Example: MT3SBLH5724BBFL-NJ		
MT3 Series 2 Morrison Front	For non-locking towers, deduct as follows from the list price for each unit: Deduct \$30 for (1) lock unit, \$60 for (2) lock unit, and \$75 for a (3) lock unit. Substitute the "L" suffix with an "N" within the pattern number to designate a non-locking unit, example (MT3SLH6424BBFN)	Dimensions under, w , d and h are actual to the nearest 1/16"
SB Side Access Bookcase		
LH Left Hand Access	"M" drawers consisting of a box drawer body with a file drawer head are available by substituting any two "B" or any one "F" character within the pattern number, example (MT3SLH6424MFN). Multiple "M" drawers may be specified providing they equal the total modules available.	50", 57" and 64" Tower Internal Dimensions
57 57" High		
24 24" Wide	A 6" drawer, behind a cupboard door is available by adding the numeral 1 to the end of the pattern number, example (MT3SLH6424BBFL1)	<ul style="list-style-type: none"> Box and M drawer height: 4 5/16" Box and M drawer width: 12 1/16" Box and M drawer depth: 18 3/8" File drawer height: 9 1/4" File drawer width: 12 1/16" File drawer depth: 18 3/8" Wide drawer height: 9 9/16" Wide drawer width: 20 3/4" Wide drawer depth: 22 7/8"
B Box Drawer		
B Box Drawer	Half depth adjustable shelves and coat hooks may be ordered separately allowing the cupboard area of the 15", 24" and 30" wide towers to support binders as well as shorter coats. (See Tower Accessories for pricing and order entry information)	Note: All towers are configured from the top down with standard combinations of box and file drawers.
F File Drawer		
L Locking	Hanging rails and other accessories are not included and must be ordered separately. Hanging rails are included for 24" and 30" wide lateral drawers only. (See Tower Accessories for pricing and order entry information)	
NJ Medium Grey paint finish		
	Note: 6" drawer behind doors are not available within the wardrobe portion of towers. Drawers behind doors are painted black. Note: Drawer behind door list pricing is as follows: 1=\$255 Application Notes Hanging rails and other accessories are not included and must be ordered separately. Hanging rails are included for 24" and 30" wide lateral drawers only. (See Tower Accessories for pricing and order entry information) Half depth adjustable shelves and coat hooks may be ordered separately allowing the cupboard area of the 15", 24" and 30" wide towers to support binders as well as shorter coats. (See Tower Accessories for pricing and order entry information)	

Series 2 Storage

206

Storage Towers Morrison Front

24" Wide Storage Towers

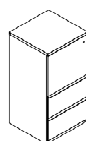
50" High

Series 2 Storage

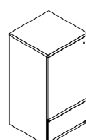
description	type	w	d	h	lock	pattern no.	P1	P2	P3
50" High Side Access Bookcase with two file drawers with wardrobe (left hand shown)	left hand	23 7/8"	23 1/2"	48 5/16"	Y	MT3WSBLH5024FFL	\$3,466.	\$3,637.	\$3,822.
	right hand	23 7/8"	23 1/2"	48 5/16"	Y	MT3WSBRH5024FFL	3,466.	3,637.	3,822.



50" High Single Door tower with two wide drawers (left hand shown)	left hand	23 7/8"	23 1/2"	48 5/16"	Y	MT3SLH5024WWL	2,985.	3,137.	3,297.
	right hand	23 7/8"	23 1/2"	48 5/16"	Y	MT3SRH5024WWL	2,985.	3,137.	3,297.



50" High Single Door tower with wide drawer (left hand shown)	left hand	23 7/8"	23 1/2"	48 5/16"	Y	MT3SLH5024WL	2,517.	2,643.	2,774.
	right hand	23 7/8"	23 1/2"	48 5/16"	Y	MT3SRH5024WL	2,517.	2,643.	2,774.



Order Code	Specification Information	Critical Dimensions
Example: MT3SBLH5724BBFL-NJ		
MT3 Series 2 Morrison Front	For non-locking towers, deduct as follows from the list price for each unit: Deduct \$30 for (1) lock unit, \$60 for (2) lock unit, and \$75 for a (3) lock unit. Substitute the "L" suffix with an "N" within the pattern number to designate a non-locking unit, example (MT3SLH6424BBFN)	Dimensions under, w , d and h are actual to the nearest 1/16"
SB Side Access Bookcase		
LH Left Hand Access	"M" drawers consisting of a box drawer body with a file drawer head are available by substituting any two "B" or any one "F" character within the pattern number, example (MT3SLH6424MFN). Multiple "M" drawers may be specified providing they equal the total modules available.	50", 57" and 64" Tower Internal Dimensions
57 57" High		
24 24" Wide	A 6" drawer, behind a cupboard door is available by adding the numeral 1 to the end of the pattern number, example (MT3SLH6424BBFL1)	<ul style="list-style-type: none"> Box and M drawer height: 4 5/16" Box and M drawer width: 12 1/16" Box and M drawer depth: 18 3/8" File drawer height: 9 1/4" File drawer width: 12 1/16" File drawer depth: 18 3/8" Wide drawer height: 9 7/16" Wide drawer width: 20 3/4" Wide drawer depth: 22 7/8"
B Box Drawer		
B Box Drawer	Half depth adjustable shelves and coat hooks may be ordered separately allowing the cupboard area of the 15", 24" and 30" wide towers to support binders as well as shorter coats. (See <i>Tower Accessories for pricing and order entry information</i>)	Note: All towers are configured from the top down with standard combinations of box and file drawers.
F File Drawer		
L Locking	Note: 6" drawer behind doors are not available within the wardrobe portion of towers. Drawers behind doors are painted black. Note: Drawer behind door list pricing is as follows: 1=\$255	Application Notes Hanging rails and other accessories are not included and must be ordered separately. Hanging rails are included for 24" and 30" wide lateral drawers only. (See <i>Tower Accessories for pricing and order entry information</i>)
NJ Medium Grey paint finish		

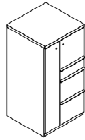
Storage Towers Morrison Front

24" Wide Storage Towers

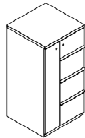
50" High

Series 2 Storage

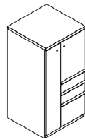
description	type	w	d	h	lock	pattern no.	P1	P2	P3
50" High tower with one box and two file drawers and door and wardrobe (left hand shown)	left hand	23 ⁷ / ₈ "	23 ¹ / ₂ "	48 ⁵ / ₁₆ "	Y	MT3WSLH5024BFFL	\$3,447.	\$3,620.	\$3,800.
	right hand	23 ⁷ / ₈ "	23 ¹ / ₂ "	48 ⁵ / ₁₆ "	Y	MT3WSRH5024BFFL	3,447.	3,620.	3,800.



50" High tower with three file drawers and door and wardrobe (left hand shown)	left hand	23 ⁷ / ₈ "	23 ¹ / ₂ "	48 ⁵ / ₁₆ "	Y	MT3WSLH5024FFFL	3,466.	3,637.	3,822.
	right hand	23 ⁷ / ₈ "	23 ¹ / ₂ "	48 ⁵ / ₁₆ "	Y	MT3WSRH5024FFFL	3,466.	3,637.	3,822.



50" High tower with two box and one file drawer and door and wardrobe (left hand shown)	left hand	23 ⁷ / ₈ "	23 ¹ / ₂ "	48 ⁵ / ₁₆ "	Y	MT3WSLH5024BBFL	3,538.	3,715.	3,903.
	right hand	23 ⁷ / ₈ "	23 ¹ / ₂ "	48 ⁵ / ₁₆ "	Y	MT3WSRH5024BBFL	3,538.	3,715.	3,903.



Order Code	Specification Information	Critical Dimensions
Example: MT3SBLH5724BBFL-NJ		
MT3	Series 2 Morrison Front	
SB	Side Access Bookcase	
LH	Left Hand Access	
57	57" High	
24	24" Wide	
B	Box Drawer	
B	Box Drawer	
F	File Drawer	
L	Locking	
NJ	Medium Grey paint finish	
	<p>For non-locking towers, deduct as follows from the list price for each unit: Deduct \$30 for (1) lock unit, \$60 for (2) lock unit, and \$75 for a (3) lock unit. Substitute the "L" suffix with an "N" within the pattern number to designate a non-locking unit, example (MT3SLH6424BBFN)</p> <p>"M" drawers consisting of a box drawer body with a file drawer head are available by substituting any two "B" or any one "F" character within the pattern number, example (MT3SLH6424MFN). Multiple "M" drawers may be specified providing they equal the total modules available.</p> <p>A 6" drawer, behind a cupboard door is available by adding the numeral 1 to the end of the pattern number, example (MT3SLH6424BBFL1)</p> <ul style="list-style-type: none">15" w Side Access and Display towers include (1) lock.Single door towers, double door towers, 24" w and 30" w Side Access and Display towers include (2) locks. (Except full-height doors which include (1) lock)Front Access (only) towers with wardrobe include (3) locks. (Except full-height doors with wardrobe which include (2) locks)	<p>Dimensions under, w, d and h are actual to the nearest 1/16"</p> <p>50", 57" and 64" Tower Internal Dimensions</p> <ul style="list-style-type: none">Box and M drawer height: 4 5/16"Box and M drawer width: 12 1/16"Box and M drawer depth: 18 3/8"File drawer height: 9 1/4"File drawer width: 12 1/16"File drawer depth: 18 3/8"Wide drawer height: 9 9/16"Wide drawer width: 20 3/4"Wide drawer depth: 22 7/8" <p>Note: All towers are configured from the top down with standard combinations of box and file drawers.</p>
	<p>Note: 6" drawer behind doors are not available within the wardrobe portion of towers. Drawers behind doors are painted black.</p> <p>Note: Drawer behind door list pricing is as follows: 1=\$255</p> <p>Application Notes</p> <p>Hanging rails and other accessories are not included and must be ordered separately. Hanging rails are included for 24" and 30" wide lateral drawers only. (See <i>Tower Accessories for pricing and order entry information</i>)</p> <p>Half depth adjustable shelves and coat hooks may be ordered separately allowing the cupboard area of the 15", 24" and 30" wide towers to support binders as well as shorter coats. (See <i>Tower Accessories for pricing and order entry information</i>)</p>	

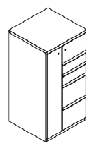
Storage Towers Morrison Front

24" Wide Storage Towers

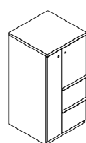
50" High

Series 2 Storage

description	type	w	d	h	lock	pattern no.	P1	P2	P3
50" High tower with two box and two file drawers and door and wardrobe (left hand shown)	left hand	23 ⁷ / ₈ "	23 ¹ / ₂ "	48 ⁵ / ₁₆ "	Y	MT3WSLH5024BBFFL	\$3,785.	\$3,973.	\$4,174.
	right hand	23 ⁷ / ₈ "	23 ¹ / ₂ "	48 ⁵ / ₁₆ "	Y	MT3WSRH5024BBFFL	3,785.	3,973.	4,174.



50" High tower with two file drawers and door and wardrobe (left hand shown)	left hand	23 ⁷ / ₈ "	23 ¹ / ₂ "	48 ⁵ / ₁₆ "	Y	MT3WSLH5024FFL	2,881.	3,024.	3,175.
	right hand	23 ⁷ / ₈ "	23 ¹ / ₂ "	48 ⁵ / ₁₆ "	Y	MT3WSRH5024FFL	2,881.	3,024.	3,175.



Order Code	Specification Information	Critical Dimensions
Example: MT3SBLH5724BBFL-NJ		
MT3 Series 2 Morrison Front	For non-locking towers, deduct as follows from the list price for each unit: Deduct \$30 for (1) lock unit, \$60 for (2) lock unit, and \$75 for a (3) lock unit. Substitute the "L" suffix with an "N" within the pattern number to designate a non-locking unit, example (MT3SLH6424BBFN)	Dimensions under, w , d and h are actual to the nearest ¹ / ₁₆ "
SB Side Access Bookcase		
LH Left Hand Access	"M" drawers consisting of a box drawer body with a file drawer head are available by substituting any two "B" or any one "F" character within the pattern number, example (MT3SLH6424MFN). Multiple "M" drawers may be specified providing they equal the total modules available.	50", 57" and 64" Tower Internal Dimensions
57 57" High		
24 24" Wide	A 6" drawer, behind a cupboard door is available by adding the numeral 1 to the end of the pattern number, example (MT3SLH6424BBFL1)	<ul style="list-style-type: none"> Box and M drawer height: 4⁵/₁₆" Box and M drawer width: 12¹/₁₆" Box and M drawer depth: 18³/₈" File drawer height: 9¹/₄" File drawer width: 12¹/₁₆" File drawer depth: 18³/₈" Wide drawer height: 9⁹/₁₆" Wide drawer width: 20³/₄" Wide drawer depth: 22⁷/₈"
B Box Drawer		
B Box Drawer	Half depth adjustable shelves and coat hooks may be ordered separately allowing the cupboard area of the 15", 24" and 30" wide towers to support binders as well as shorter coats. (See <i>Tower Accessories for pricing and order entry information</i>)	Note: All towers are configured from the top down with standard combinations of box and file drawers.
F File Drawer		
L Locking	<ul style="list-style-type: none"> 15" w Side Access and Display towers include (1) lock. Single door towers, double door towers, 24" w and 30" w Side Access and Display towers include (2) locks. (Except full-height doors which include (1) lock) Front Access (only) towers with wardrobe include (3) locks. (Except full-height doors with wardrobe which include (2) locks) 	
NJ Medium Grey paint finish		

Note: 6" drawer behind doors are not available within the wardrobe portion of towers. Drawers behind doors are painted black.

Note: Drawer behind door list pricing is as follows: 1=\$255

Application Notes

Hanging rails and other accessories are not included and must be ordered separately. Hanging rails are included for 24" and 30" wide lateral drawers only. (See *Tower Accessories for pricing and order entry information*)

Half depth adjustable shelves and coat hooks may be ordered separately allowing the cupboard area of the 15", 24" and 30" wide towers to support binders as well as shorter coats. (See *Tower Accessories for pricing and order entry information*)

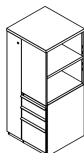
Storage Towers Morrison Front

24" Wide Storage Towers

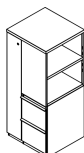
57" High

Series 2 Storage

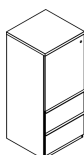
description	type	w	h	lock	pattern no.	P1	P2	P3
57" High Side Access Bookcase with two box and one file drawer with wardrobe (left hand shown)	left hand	23 ⁷ / ₈ "	56 ³ / ₁₆ "	Y	MT3WSBLH5724BBFL	\$3,751.	\$4,311.	\$4,494.
	right hand	23 ⁷ / ₈ "	56 ³ / ₁₆ "	Y	MT3WSBRH5724BBFL	3,751.	4,311.	4,494.



57" High Side Access Bookcase with two file drawers with wardrobe (left hand shown)	left hand	23 ⁷ / ₈ "	56 ³ / ₁₆ "	Y	MT3WSBLH5724FFL	3,615.	4,155.	4,335.
	right hand	23 ⁷ / ₈ "	56 ³ / ₁₆ "	Y	MT3WSBRH5724FFL	3,615.	4,155.	4,335.



57" High Single Door tower with two wide drawers (left hand shown)	left hand	23 ⁷ / ₈ "	56 ³ / ₁₆ "	Y	MT3SLH5724WWL	3,104.	3,569.	3,726.
	right hand	23 ⁷ / ₈ "	56 ³ / ₁₆ "	Y	MT3SRH5724WWL	3,104.	3,569.	3,726.



Order Code	Specification Information	Critical Dimensions
Example: MT3SBLH5724BBFL-NJ		
MT3 Series 2 Morrison Front	For non-locking towers, deduct as follows from the list price for each unit: Deduct \$30 for (1) lock unit, \$60 for (2) lock unit, and \$75 for a (3) lock unit. Substitute the "L" suffix with an "N" within the pattern number to designate a non-locking unit, example (MT3SLH6424BBFN)	Dimensions under, w , d and h are actual to the nearest ¹ / ₁₆ "
SB Side Access Bookcase		
LH Left Hand Access	"M" drawers consisting of a box drawer body with a file drawer head are available by substituting any two "B" or any one "F" character within the pattern number, example (MT3SLH6424MFN). Multiple "M" drawers may be specified providing they equal the total modules available.	50", 57" and 64" Tower Internal Dimensions
57 57" High		
24 24" Wide	A 6" drawer, behind a cupboard door is available by adding the numeral 1 to the end of the pattern number, example (MT3SLH6424BBFL1)	<ul style="list-style-type: none"> Box and M drawer height: 4⁵/₁₆" Box and M drawer width: 12¹/₁₆" Box and M drawer depth: 18³/₈" File drawer height: 9¹/₄" File drawer width: 12¹/₁₆" File drawer depth: 18³/₈" Wide drawer height: 9⁹/₁₆" Wide drawer width: 20³/₄" Wide drawer depth: 22⁷/₈"
B Box Drawer		
B Box Drawer	Half depth adjustable shelves and coat hooks may be ordered separately allowing the cupboard area of the 15", 24" and 30" wide towers to support binders as well as shorter coats. (See <i>Tower Accessories for pricing and order entry information</i>)	Note: All towers are configured from the top down with standard combinations of box and file drawers.
F File Drawer		
L Locking		
NJ Medium Grey paint finish		

Note: 6" drawer behind doors are not available within the wardrobe portion of towers. Drawers behind doors are painted black.

Note: Drawer behind door list pricing is as follows: 1=\$255

Application Notes

Hanging rails and other accessories are not included and must be ordered separately. Hanging rails are included for 24" and 30" wide lateral drawers only. (See *Tower Accessories for pricing and order entry information*)

Half depth adjustable shelves and coat hooks may be ordered separately allowing the cupboard area of the 15", 24" and 30" wide towers to support binders as well as shorter coats. (See *Tower Accessories for pricing and order entry information*)

- 15" w Side Access and Display towers include (1) lock.
- Single door towers, double door towers, 24" w and 30" w Side Access and Display towers include (2) locks. (Except full-height doors which include (1) lock)
- Front Access (only) towers with wardrobe include (3) locks. (Except full-height doors with wardrobe which include (2) locks)

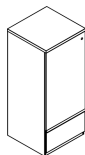
Storage Towers Morrison Front

24" Wide Storage Towers

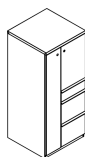
57" High

Series 2 Storage

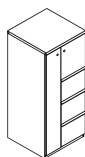
description	type	w	h	lock	pattern no.	P1	P2	P3
57" High Single Door tower with wide drawer (left hand shown)	left hand	23 ⁷ / ₈ "	56 ³ / ₁₆ "	Y	MT3SLH5724WL	\$2,612.	\$3,007.	\$3,130.
	right hand	23 ⁷ / ₈ "	56 ³ / ₁₆ "	Y	MT3SRH5724WL	2,612.	3,007.	3,130.



57" High tower with one box and two file drawers and door and wardrobe (left hand shown)	left hand	23 ⁷ / ₈ "	56 ³ / ₁₆ "	Y	MT3WSLH5724BFFL	3,553.	4,085.	4,257.
	right hand	23 ⁷ / ₈ "	56 ³ / ₁₆ "	Y	MT3WSRH5724BFFL	3,553.	4,085.	4,257.



57" High tower with three file drawers and door and wardrobe (left hand shown)	left hand	23 ⁷ / ₈ "	56 ³ / ₁₆ "	Y	MT3WSLH5724FFFL	3,554.	4,086.	4,260.
	right hand	23 ⁷ / ₈ "	56 ³ / ₁₆ "	Y	MT3WSRH5724FFFL	3,554.	4,086.	4,260.



Order Code	Specification Information	Critical Dimensions
Example: MT3SBLH5724BBFL-NJ		
MT3	Series 2 Morrison Front	
SB	Side Access Bookcase	
LH	Left Hand Access	
57	57" High	
24	24" Wide	
B	Box Drawer	
B	Box Drawer	
F	File Drawer	
L	Locking	
NJ	Medium Grey paint finish	
	<p>For non-locking towers, deduct as follows from the list price for each unit: Deduct \$30 for (1) lock unit, \$60 for (2) lock unit, and \$75 for a (3) lock unit. Substitute the “L” suffix with an “N” within the pattern number to designate a non-locking unit, example (MT3SLH6424BBFN)</p> <p>“M” drawers consisting of a box drawer body with a file drawer head are available by substituting any two “B” or any one “F” character within the pattern number, example (MT3SLH6424MFN). Multiple “M” drawers may be specified providing they equal the total modules available.</p> <p>A 6” drawer, behind a cupboard door is available by adding the numeral 1 to the end of the pattern number, example (MT3SLH6424BBFL1)</p> <ul style="list-style-type: none">• 15”w Side Access and Display towers include (1) lock.• Single door towers, double door towers, 24”w and 30”w Side Access and Display towers include (2) locks. (Except full-height doors which include (1) lock)• Front Access (only) towers with wardrobe include (3) locks. (Except full-height doors with wardrobe which include (2) locks)	<p>Dimensions under, w, d and h are actual to the nearest 1/16”</p> <p>50”, 57” and 64” Tower Internal Dimensions</p> <ul style="list-style-type: none">• Box and M drawer height: 4 5/16”• Box and M drawer width: 12 1/16”• Box and M drawer depth: 18 3/8”• File drawer height: 9 1/4”• File drawer width: 12 1/16”• File drawer depth: 18 3/8”• Wide drawer height: 9 9/16”• Wide drawer width: 20 3/4”• Wide drawer depth: 22 7/8” <p>Note: All towers are configured from the top down with standard combinations of box and file drawers.</p>
	<p>Note: 6” drawer behind doors are not available within the wardrobe portion of towers. Drawers behind doors are painted black.</p> <p>Note: Drawer behind door list pricing is as follows: 1=\$255</p> <p>Application Notes</p> <p>Hanging rails and other accessories are not included and must be ordered separately. Hanging rails are included for 24” and 30” wide lateral drawers only. (See <i>Tower Accessories for pricing and order entry information</i>)</p> <p>Half depth adjustable shelves and coat hooks may be ordered separately allowing the cupboard area of the 15”, 24” and 30” wide towers to support binders as well as shorter coats. (See <i>Tower Accessories for pricing and order entry information</i>)</p>	

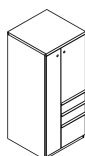
Storage Towers Morrison Front

24" Wide Storage Towers

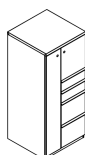
57" High

Series 2 Storage

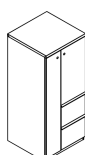
description	type	w	h	lock	pattern no.	P1	P2	P3
57" High tower with two box and one file drawer and door and wardrobe (left hand shown)	left hand	23 ⁷ / ₈ "	56 ³ / ₁₆ "	Y	MT3WSLH5724BBFL	\$3,680.	\$4,234.	\$4,409.
	right hand	23 ⁷ / ₈ "	56 ³ / ₁₆ "	Y	MT3WSRH5724BBFL	3,680.	4,234.	4,409.



57" High tower with two box and two file drawers and door and wardrobe (left hand shown)	left hand	23 ⁷ / ₈ "	56 ³ / ₁₆ "	Y	MT3WSLH5724BBFLL	3,867.	4,447.	4,637.
	right hand	23 ⁷ / ₈ "	56 ³ / ₁₆ "	Y	MT3WSRH5724BBFLL	3,867.	4,447.	4,637.



57" High tower with two file drawers and door and wardrobe (left hand shown)	left hand	23 ⁷ / ₈ "	56 ³ / ₁₆ "	Y	MT3WSLH5724FFL	2,971.	3,417.	3,564.
	right hand	23 ⁷ / ₈ "	56 ³ / ₁₆ "	Y	MT3WSRH5724FFL	2,971.	3,417.	3,564.



Order Code	Specification Information	Critical Dimensions
Example: MT3SBLH5724BBFL-NJ		
MT3 Series 2 Morrison Front	For non-locking towers, deduct as follows from the list price for each unit: Deduct \$30 for (1) lock unit, \$60 for (2) lock unit, and \$75 for a (3) lock unit. Substitute the "L" suffix with an "N" within the pattern number to designate a non-locking unit, example (MT3SLH6424BBFN)	Dimensions under, w , d and h are actual to the nearest ¹ / ₁₆ "
SB Side Access Bookcase		
LH Left Hand Access	"M" drawers consisting of a box drawer body with a file drawer head are available by substituting any two "B" or any one "F" character within the pattern number, example (MT3SLH6424MFN). Multiple "M" drawers may be specified providing they equal the total modules available.	50", 57" and 64" Tower Internal Dimensions
57 57" High		
24 24" Wide	A 6" drawer, behind a cupboard door is available by adding the numeral 1 to the end of the pattern number, example (MT3SLH6424BBFL1)	<ul style="list-style-type: none"> Box and M drawer height: 4⁵/₁₆" Box and M drawer width: 12¹/₁₆" Box and M drawer depth: 18³/₈" File drawer height: 9¹/₄" File drawer width: 12¹/₁₆" File drawer depth: 18³/₈" Wide drawer height: 9⁹/₁₆" Wide drawer width: 20³/₄" Wide drawer depth: 22⁷/₈"
B Box Drawer		
B Box Drawer	Half depth adjustable shelves and coat hooks may be ordered separately allowing the cupboard area of the 15", 24" and 30" wide towers to support binders as well as shorter coats. (See <i>Tower Accessories for pricing and order entry information</i>)	Note: All towers are configured from the top down with standard combinations of box and file drawers.
F File Drawer		
L Locking	<ul style="list-style-type: none"> 15" w Side Access and Display towers include (1) lock. Single door towers, double door towers, 24" w and 30" w Side Access and Display towers include (2) locks. (Except full-height doors which include (1) lock) Front Access (only) towers with wardrobe include (3) locks. (Except full-height doors with wardrobe which include (2) locks) 	
NJ Medium Grey paint finish		

Note: 6" drawer behind doors are not available within the wardrobe portion of towers. Drawers behind doors are painted black.

Note: Drawer behind door list pricing is as follows: 1=\$255

Application Notes

Hanging rails and other accessories are not included and must be ordered separately. Hanging rails are included for 24" and 30" wide lateral drawers only. (See *Tower Accessories for pricing and order entry information*)

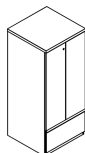
Storage Towers Morrison Front

24" Wide Storage Towers

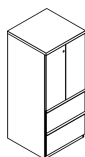
57" High

Series 2 Storage

description	type	w	h	lock	pattern no.	P1	P2	P3
57" High, Double Door tower with one wide drawer		23 ⁷ / ₈ "	56 ³ / ₁₆ "	Y	MT3D5724WL	\$3,098.	\$3,564.	\$3,716.



57" High, Double Door tower with two wide drawers		23 ⁷ / ₈ "	56 ³ / ₁₆ "	Y	MT3D5724WWL	3,653.	4,203.	4,386.
---	--	----------------------------------	-----------------------------------	---	--------------------	--------	--------	--------



Order Code	Specification Information	Critical Dimensions
Example: MT3SBLH5724BBFL-NJ		
MT3 Series 2 Morrison Front		
SB Side Access Bookcase		
LH Left Hand Access		
57 57" High		
24 24" Wide		
B Box Drawer		
B Box Drawer		
F File Drawer		
L Locking		
NJ Medium Grey paint finish		
	<p>For non-locking towers, deduct as follows from the list price for each unit: Deduct \$30 for (1) lock unit, \$60 for (2) lock unit, and \$75 for a (3) lock unit. Substitute the "L" suffix with an "N" within the pattern number to designate a non-locking unit, example (MT3SLH6424BBFN)</p> <p>"M" drawers consisting of a box drawer body with a file drawer head are available by substituting any two "B" or any one "F" character within the pattern number, example (MT3SLH6424MFN). Multiple "M" drawers may be specified providing they equal the total modules available.</p> <p>A 6" drawer, behind a cupboard door is available by adding the numeral 1 to the end of the pattern number, example (MT3SLH6424BBFL1)</p> <ul style="list-style-type: none"> 15" w Side Access and Display towers include (1) lock. Single door towers, double door towers, 24" w and 30" w Side Access and Display towers include (2) locks. (Except full-height doors which include (1) lock) Front Access (only) towers with wardrobe include (3) locks. (Except full-height doors with wardrobe which include (2) locks) 	<p>Dimensions under, w, d and h are actual to the nearest ¹/₁₆"</p> <p>50", 57" and 64" Tower Internal Dimensions</p> <ul style="list-style-type: none"> Box and M drawer height: 4⁵/₁₆" Box and M drawer width: 12¹/₁₆" Box and M drawer depth: 18³/₈" File drawer height: 9¹/₄" File drawer width: 12¹/₁₆" File drawer depth: 18³/₈" Wide drawer height: 9⁹/₁₆" Wide drawer width: 20³/₄" Wide drawer depth: 22⁷/₈" <p>Note: All towers are configured from the top down with standard combinations of box and file drawers.</p>
	<p>Note: 6" drawer behind doors are not available within the wardrobe portion of towers. Drawers behind doors are painted black.</p> <p>Note: Drawer behind door list pricing is as follows: 1=\$255</p>	
	<p>Application Notes</p> <p>Hanging rails and other accessories are not included and must be ordered separately. Hanging rails are included for 24" and 30" wide lateral drawers only. (See <i>Tower Accessories for pricing and order entry information</i>)</p> <p>Half depth adjustable shelves and coat hooks may be ordered separately allowing the cupboard area of the 15", 24" and 30" wide towers to support binders as well as shorter coats. (See <i>Tower Accessories for pricing and order entry information</i>)</p>	

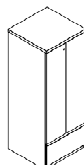
Storage Towers Morrison Front

24" Wide Storage Towers

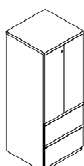
64" High

Series 2 Storage

description	type	w	d	h	lock	pattern no.	P1	P2	P3
64" High Double Door tower with one wide drawer		23 ⁷ / ₈ "	23 ¹ / ₂ "	63 ⁵ / ₁₆ "	Y	MT3D6424WL	\$3,161.	\$3,314.	\$3,483.



64" High Double Door tower with two wide drawers		23 ⁷ / ₈ "	23 ¹ / ₂ "	63 ⁵ / ₁₆ "	Y	MT3D6424WWL	3,749.	3,931.	4,129.
--	--	----------------------------------	----------------------------------	-----------------------------------	---	--------------------	--------	--------	--------



Order Code	Specification Information	Critical Dimensions
Example: MT3SBLH5724BBFL-NJ	For non-locking towers, deduct as follows from the list price for each unit: Deduct \$30 for (1) lock unit, \$60 for (2) lock unit, and \$75 for a (3) lock unit. Substitute the “L” suffix with an “N” within the pattern number to designate a non-locking unit, example (MT3SLH6424BBFN)	Dimensions under, w , d and h are actual to the nearest 1/16”
MT3	Series 2 Morrison Front	50”, 57” and 64” Tower Internal Dimensions
SB	Side Access Bookcase	• Box and M drawer height: 4 5/16”
LH	Left Hand Access	• Box and M drawer width: 12 1/16”
57	57” High	• Box and M drawer depth: 18 3/8”
24	24” Wide	• File drawer height: 9 1/4”
B	Box Drawer	• File drawer width: 12 1/16”
B	Box Drawer	• File drawer depth: 18 3/8”
F	File Drawer	• Wide drawer height: 9 9/16”
L	Locking	• Wide drawer width: 20 3/4”
NJ	Medium Grey paint finish	• Wide drawer depth: 22 7/8”
	“M” drawers consisting of a box drawer body with a file drawer head are available by substituting any two “B” or any one “F” character within the pattern number, example (MT3SLH6424MFN). Multiple “M” drawers may be specified providing they equal the total modules available.	Note: All towers are configured from the top down with standard combinations of box and file drawers.
	A 6” drawer, behind a cupboard door is available by adding the numeral 1 to the end of the pattern number, example (MT3SLH6424BBFL1)	
	• 15”w Side Access and Display towers include (1) lock.	
	• Single door towers, double door towers, 24”w and 30”w Side Access and Display towers include (2) locks. (Except full-height doors which include (1) lock)	
	• Front Access (only) towers with wardrobe include (3) locks. (Except full-height doors with wardrobe which include (2) locks)	
	Note: 6” drawer behind doors are not available within the wardrobe portion of towers. Drawers behind doors are painted black.	
	Note: Drawer behind door list pricing is as follows: 1=\$255	
	Application Notes	
	Hanging rails and other accessories are not included and must be ordered separately. Hanging rails are included for 24” and 30” wide lateral drawers only. (See Tower Accessories for pricing and order entry information)	
	Half depth adjustable shelves and coat hooks may be ordered separately allowing the cupboard area of the 15”, 24” and 30” wide towers to support binders as well as shorter coats. (See Tower Accessories for pricing and order entry information)	

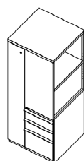
Storage Towers Morrison Front

24" Wide Storage Towers


64" High

Series 2 Storage

description	type	w	d	h	lock	pattern no.	P1	P2	P3
64" High Side Access Bookcase with two box and one file drawer with wardrobe (left hand shown)	left hand	23 7/8"	23 1/2"	63 5/16"	Y	MT3WSBLH6424BBFL	\$3,830.	\$4,019.	\$4,220.
	right hand	23 7/8"	23 1/2"	63 5/16"	Y	MT3WSBRH6424BBFL	3,830.	4,019.	4,220.



64" High Side Access Bookcase with two file drawers with wardrobe (left hand shown)	left hand	23 7/8"	23 1/2"	63 5/16"	Y	MT3WSBLH6424FFL	3,697.	3,883.	4,073.
	right hand	23 7/8"	23 1/2"	63 5/16"	Y	MT3WSBRH6424FFL	3,697.	3,883.	4,073.



Order Code	Specification Information	Critical Dimensions
Example: MT3SBLH5724BBFL-NJ		
MT3	Series 2 Morrison Front	Dimensions under, w , d and h are actual to the nearest 1/16"
SB	Side Access Bookcase	
LH	Left Hand Access	50", 57" and 64" Tower Internal Dimensions
57	57" High	
24	24" Wide	<ul style="list-style-type: none">• Box and M drawer height: 4 3/16"• Box and M drawer width: 12 1/16"• Box and M drawer depth: 18 3/8"• File drawer height: 9 1/4"• File drawer width: 12 1/16"• File drawer depth: 18 3/8"• Wide drawer height: 9 1/16"• Wide drawer width: 20 3/4"• Wide drawer depth: 22 7/8"
B	Box Drawer	
B	Box Drawer	Note: All towers are configured from the top down with standard combinations of box and file drawers.
F	File Drawer	
L	Locking	
NJ	Medium Grey paint finish	

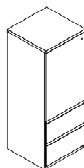
Storage Towers Morrison Front

24" Wide Storage Towers

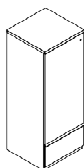
64" High

Series 2 Storage

description	type	w	d	h	lock	pattern no.	P1	P2	P3
64" High Single Door tower with two wide drawers (left hand shown)	left hand	23 7/8"	23 1/2"	63 5/16"	Y	MT3SLH6424WWL	\$3,126.	\$3,284.	\$3,448.
	right hand	23 7/8"	23 1/2"	63 5/16"	Y	MT3SRH6424WWL	3,126.	3,284.	3,448.



64" High Single Door tower with wide drawer (left hand shown)	left hand	23 7/8"	23 1/2"	63 5/16"	Y	MT3SLH6424WL	2,702.	2,838.	2,980.
	right hand	23 7/8"	23 1/2"	63 5/16"	Y	MT3SRH6424WL	2,702.	2,838.	2,980.



Order Code	Specification Information	Critical Dimensions
Example: MT3SBLH5724BBFL-NJ		
MT3	Series 2 Morrison Front	Dimensions under, w , d and h are actual to the nearest 1/16"
SB	Side Access Bookcase	
LH	Left Hand Access	
57	57" High	
24	24" Wide	
B	Box Drawer	
B	Box Drawer	
F	File Drawer	
L	Locking	
NJ	Medium Grey paint finish	
	<p>For non-locking towers, deduct as follows from the list price for each unit: Deduct \$30 for (1) lock unit, \$60 for (2) lock unit, and \$75 for a (3) lock unit. Substitute the "L" suffix with an "N" within the pattern number to designate a non-locking unit, example (MT3SLH6424BBFN)</p> <p>"M" drawers consisting of a box drawer body with a file drawer head are available by substituting any two "B" or any one "F" character within the pattern number, example (MT3SLH6424MFN). Multiple "M" drawers may be specified providing they equal the total modules available.</p> <p>A 6" drawer, behind a cupboard door is available by adding the numeral 1 to the end of the pattern number, example (MT3SLH6424BBFL1)</p> <ul style="list-style-type: none">• 15" w Side Access and Display towers include (1) lock.• Single door towers, double door towers, 24" w and 30" w Side Access and Display towers include (2) locks. (Except full-height doors which include (1) lock)• Front Access (only) towers with wardrobe include (3) locks. (Except full-height doors with wardrobe which include (2) locks)	<p>50", 57" and 64" Tower Internal Dimensions</p> <ul style="list-style-type: none">• Box and M drawer height: 4 5/16"• Box and M drawer width: 12 1/16"• Box and M drawer depth: 18 3/8"• File drawer height: 9 1/4"• File drawer width: 12 1/16"• File drawer depth: 18 3/8"• Wide drawer height: 9 9/16"• Wide drawer width: 20 3/4"• Wide drawer depth: 22 7/8" <p>Note: All towers are configured from the top down with standard combinations of box and file drawers.</p>
	<p>Note: 6" drawer behind doors are not available within the wardrobe portion of towers. Drawers behind doors are painted black.</p> <p>Note: Drawer behind door list pricing is as follows: 1=\$255</p>	
	<p>Application Notes</p> <p>Hanging rails and other accessories are not included and must be ordered separately. Hanging rails are included for 24" and 30" wide lateral drawers only. (See <i>Tower Accessories for pricing and order entry information</i>)</p> <p>Half depth adjustable shelves and coat hooks may be ordered separately allowing the cupboard area of the 15", 24" and 30" wide towers to support binders as well as shorter coats. (See <i>Tower Accessories for pricing and order entry information</i>)</p>	

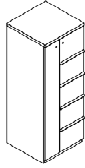
Storage Towers Morrison Front

24" Wide Storage Towers

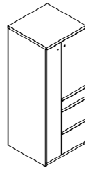
64" High

Series 2 Storage

description	type	w	d	h	lock	pattern no.	P1	P2	P3
64" High tower with four file drawers and door and wardrobe (left hand shown)	left hand	23 7/8"	23 1/2"	63 5/16"	Y	MT3WSLH6424FFFL	\$4,001.	\$4,201.	\$4,408.
	right hand	23 7/8"	23 1/2"	63 5/16"	Y	MT3WSRH6424FFFL	4,001.	4,201.	4,408.



64" High tower with one box and two file drawers and door and wardrobe (left hand shown)	left hand	23 7/8"	23 1/2"	63 5/16"	Y	MT3WSLH6424BFFL	3,654.	3,837.	4,030.
	right hand	23 7/8"	23 1/2"	63 5/16"	Y	MT3WSRH6424BFFL	3,654.	3,837.	4,030.



Order Code	Specification Information	Critical Dimensions
Example: MT3SBLH5724BBFL-NJ		
MT3	Series 2 Morrison Front	
SB	Side Access Bookcase	
LH	Left Hand Access	
57	57" High	
24	24" Wide	
B	Box Drawer	
B	Box Drawer	
F	File Drawer	
L	Locking	
NJ	Medium Grey paint finish	
	<p>For non-locking towers, deduct as follows from the list price for each unit: Deduct \$30 for (1) lock unit, \$60 for (2) lock unit, and \$75 for a (3) lock unit. Substitute the “L” suffix with an “N” within the pattern number to designate a non-locking unit, example (MT3SLH6424BBFN)</p> <p>“M” drawers consisting of a box drawer body with a file drawer head are available by substituting any two “B” or any one “F” character within the pattern number, example (MT3SLH6424MFN). Multiple “M” drawers may be specified providing they equal the total modules available.</p> <p>A 6” drawer, behind a cupboard door is available by adding the numeral 1 to the end of the pattern number, example (MT3SLH6424BBFL1)</p> <ul style="list-style-type: none">• 15”w Side Access and Display towers include (1) lock.• Single door towers, double door towers, 24”w and 30”w Side Access and Display towers include (2) locks. (Except full-height doors which include (1) lock)• Front Access (only) towers with wardrobe include (3) locks. (Except full-height doors with wardrobe which include (2) locks)	<p>Dimensions under, w, d and h are actual to the nearest 1/16”</p> <p>50”, 57” and 64” Tower Internal Dimensions</p> <ul style="list-style-type: none">• Box and M drawer height: 4 5/16”• Box and M drawer width: 12 1/16”• Box and M drawer depth: 18 3/8”• File drawer height: 9 1/4”• File drawer width: 12 1/16”• File drawer depth: 18 3/8”• Wide drawer height: 9 9/16”• Wide drawer width: 20 3/4”• Wide drawer depth: 22 7/8” <p>Note: All towers are configured from the top down with standard combinations of box and file drawers.</p>
	<p>Note: 6” drawer behind doors are not available within the wardrobe portion of towers. Drawers behind doors are painted black.</p> <p>Note: Drawer behind door list pricing is as follows: 1=\$255</p>	
	<p>Application Notes</p> <p>Hanging rails and other accessories are not included and must be ordered separately. Hanging rails are included for 24” and 30” wide lateral drawers only. (See <i>Tower Accessories for pricing and order entry information</i>)</p> <p>Half depth adjustable shelves and coat hooks may be ordered separately allowing the cupboard area of the 15”, 24” and 30” wide towers to support binders as well as shorter coats. (See <i>Tower Accessories for pricing and order entry information</i>)</p>	

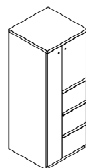
Storage Towers Morrison Front

24" Wide Storage Towers

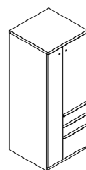
64" High

Series 2 Storage

description	type	w	d	h	lock	pattern no.	P1	P2	P3
64" High tower with three file drawers and door and wardrobe (left hand shown)	left hand	23 7/8"	23 1/2"	63 5/16"	Y	MT3WSLH6424FFFL	\$3,634.	\$3,814.	\$4,004.
	right hand	23 7/8"	23 1/2"	63 5/16"	Y	MT3WSRH6424FFFL	3,634.	3,814.	4,004.



64" High tower with two box and one file drawer and door and wardrobe (left hand shown)	left hand	23 7/8"	23 1/2"	63 5/16"	Y	MT3WSLH6424BBFL	3,819.	4,005.	4,208.
	right hand	23 7/8"	23 1/2"	63 5/16"	Y	MT3WSRH6424BBFL	3,819.	4,005.	4,208.



Order Code	Specification Information	Critical Dimensions
Example: MT3SBLH5724BBFL-NJ		
MT3	Series 2 Morrison Front	
SB	Side Access Bookcase	
LH	Left Hand Access	
57	57" High	
24	24" Wide	
B	Box Drawer	
B	Box Drawer	
F	File Drawer	
L	Locking	
NJ	Medium Grey paint finish	
	<p>For non-locking towers, deduct as follows from the list price for each unit: Deduct \$30 for (1) lock unit, \$60 for (2) lock unit, and \$75 for a (3) lock unit. Substitute the "L" suffix with an "N" within the pattern number to designate a non-locking unit, example (MT3SLH6424BBFN)</p> <p>"M" drawers consisting of a box drawer body with a file drawer head are available by substituting any two "B" or any one "F" character within the pattern number, example (MT3SLH6424MFN). Multiple "M" drawers may be specified providing they equal the total modules available.</p> <p>A 6" drawer, behind a cupboard door is available by adding the numeral 1 to the end of the pattern number, example (MT3SLH6424BBFL1)</p> <ul style="list-style-type: none">• 15" w Side Access and Display towers include (1) lock.• Single door towers, double door towers, 24" w and 30" w Side Access and Display towers include (2) locks. (Except full-height doors which include (1) lock)• Front Access (only) towers with wardrobe include (3) locks. (Except full-height doors with wardrobe which include (2) locks)	<p>Dimensions under, w, d and h are actual to the nearest 1/16"</p> <p>50", 57" and 64" Tower Internal Dimensions</p> <ul style="list-style-type: none">• Box and M drawer height: 4 5/16"• Box and M drawer width: 12 1/16"• Box and M drawer depth: 18 3/8"• File drawer height: 9 1/4"• File drawer width: 12 1/16"• File drawer depth: 18 3/8"• Wide drawer height: 9 9/16"• Wide drawer width: 20 3/4"• Wide drawer depth: 22 7/8" <p>Note: All towers are configured from the top down with standard combinations of box and file drawers.</p>
	<p>Note: 6" drawer behind doors are not available within the wardrobe portion of towers. Drawers behind doors are painted black.</p> <p>Note: Drawer behind door list pricing is as follows: 1=\$255</p>	
	<p>Application Notes</p> <p>Hanging rails and other accessories are not included and must be ordered separately. Hanging rails are included for 24" and 30" wide lateral drawers only. (<i>See Tower Accessories for pricing and order entry information</i>)</p> <p>Half depth adjustable shelves and coat hooks may be ordered separately allowing the cupboard area of the 15", 24" and 30" wide towers to support binders as well as shorter coats. (<i>See Tower Accessories for pricing and order entry information</i>)</p>	

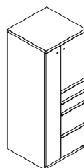
Storage Towers Morrison Front

24" Wide Storage Towers

64" High

Series 2 Storage

description	type	w	d	h	lock	pattern no.	P1	P2	P3
64" High tower with two box and two file drawers and door and wardrobe (left hand shown)	left hand	23 7/8"	23 1/2"	63 5/16"	Y	MT3WSLH6424BBFFL	\$3,949.	\$4,144.	\$4,354.
	right hand	23 7/8"	23 1/2"	63 5/16"	Y	MT3WSRH6424BBFFL	3,949.	4,144.	4,354.



64" High tower with two file drawers and door and wardrobe (left hand shown)	left hand	23 7/8"	23 1/2"	63 5/16"	Y	MT3WSLH6424FFL	3,068.	3,221.	3,384.
	right hand	23 7/8"	23 1/2"	63 5/16"	Y	MT3WSRH6424FFL	3,068.	3,221.	3,384.



Order Code	
Example:	MT3SBLH5724BBFL-NJ
MT3	Series 2 Morrison Front
SB	Side Access Bookcase
LH	Left Hand Access
57	57" High
24	24" Wide
B	Box Drawer
B	Box Drawer
F	File Drawer
L	Locking
NJ	Medium Grey paint finish

Specification Information

For non-locking towers, deduct as follows from the list price for each unit: Deduct \$30 for (1) lock unit, \$60 for (2) lock unit, and \$75 for a (3) lock unit. Substitute the "L" suffix with an "N" within the pattern number to designate a non-locking unit, example (MT3SLH6424BBFN)

"M" drawers consisting of a box drawer body with a file drawer head are available by substituting any two "B" or any one "F" character within the pattern number, example (MT3SLH6424MFN). Multiple "M" drawers may be specified providing they equal the total modules available.

A 6" drawer, behind a cupboard door is available by adding the numeral 1 to the end of the pattern number, example (MT3SLH6424BBFL1)

- 15" w Side Access and Display towers include (1) lock.
- Single door towers, double door towers, 24" w and 30" w Side Access and Display towers include (2) locks. (Except full-height doors which include (1) lock)
- Front Access (only) towers with wardrobe include (3) locks. (Except full-height doors with wardrobe which include (2) locks)

Note: 6" drawer behind doors are not available within the wardrobe portion of towers. Drawers behind doors are painted black.

Note: Drawer behind door list pricing is as follows: 1=\$255

Application Notes

Hanging rails and other accessories are not included and must be ordered separately. Hanging rails are included for 24" and 30" wide lateral drawers only. (See *Tower Accessories for pricing and order entry information*)

Half depth adjustable shelves and coat hooks may be ordered separately allowing the cupboard area of the 15", 24" and 30" wide towers to support binders as well as shorter coats. (See *Tower Accessories for pricing and order entry information*)

Critical Dimensions

Dimensions under, **w**, **d** and **h** are actual to the nearest 1/16"

50", 57" and 64" Tower Internal Dimensions

- Box and M drawer height: 4 5/16"
- Box and M drawer width: 12 1/16"
- Box and M drawer depth: 18 3/8"
- File drawer height: 9 1/4"
- File drawer width: 12 1/16"
- File drawer depth: 18 3/8"
- Wide drawer height: 9 9/16"
- Wide drawer width: 20 3/4"
- Wide drawer depth: 22 7/8"

Note: All towers are configured from the top down with standard combinations of box and file drawers.

Series 2 Storage

220

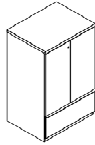
Storage Towers Morrison Front

30" Wide Storage Towers

50" High

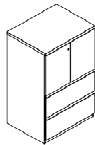
Series 2 Storage

description	type	w	d	h	lock	pattern no.	P1	P2	P3
50" High Double Door tower with one wide drawer		29 ⁷ / ₈ "	23 ¹ / ₂ "	48 ⁵ / ₁₆ "	Y	MT3D5030WL	\$3,488.	\$3,662.	\$3,845.



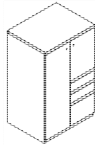
24" and 30" wide double door cabinets may be ordered with a grommet option located in the back of the case by adding a "G" between the 4th and 5th character of the pattern number, example (MT3D**G**6424WL). Add \$100 list for this option. **Note:** By adding a "G" option, the cabinet will also receive AV hinged doors.

50" High Double Door tower with two wide drawers		29 ⁷ / ₈ "	23 ¹ / ₂ "	48 ⁵ / ₁₆ "	Y	MT3D5030WWL	4,175.	4,386.	4,601.
--	--	----------------------------------	----------------------------------	-----------------------------------	---	--------------------	--------	--------	--------



24" and 30" wide double door cabinets may be ordered with a grommet option located in the back of the case by adding a "G" between the 4th and 5th character of the pattern number, example (MT3D**G**6424WL). Add \$100 list for this option. **Note:** By adding a "G" option, the cabinet will also receive AV hinged doors.

50" High tower with two box and one file drawer and door and wardrobe (left hand shown)	left hand	29 ⁷ / ₈ "	23 ¹ / ₂ "	48 ⁵ / ₁₆ "	Y	MT3WSLH5030BBFL	3,466.	3,637.	3,822.
	right hand	29 ⁷ / ₈ "	23 ¹ / ₂ "	48 ⁵ / ₁₆ "	Y	MT3WSRH5030BBFL	3,466.	3,637.	3,822.



Order Code	Specification Information	Critical Dimensions
Example: DT3WSBL5730BBFL-NJ		
MT3 Series 2 Morrison Front		
WS Wardrobe and Single Doors		
LH Left Hand Access		
57 57" High		
30 30" Wide		
B Box Drawer		
B Box Drawer		
F File Drawer		
L Locking		
NJ Medium Grey paint finish		
	<p>For non-locking towers, deduct as follows from the list price for each unit: Deduct \$30 for (1) lock unit, \$60 for (2) lock unit, and \$75 for a (3) lock unit. Substitute the "L" suffix with an "N" within the pattern number to designate a non-locking unit, example (MT3WSLH5030BBFN)</p> <p>"M" drawers consisting of a box drawer body with a file drawer head are available by substituting any two "B" or any one "F" character within the pattern number, example (MT3WSLH5030MFN). Multiple "M" drawers may be specified providing they equal the total modules available.</p> <p>A 6" drawer, behind a cupboard door is available by adding the numeral 1 to the end of the pattern number, example (MT3WSLH5030BBFL1)</p> <ul style="list-style-type: none"> 15" w Side Access and Display towers include (1) lock. Single door towers, double door towers, 24" w and 30" w Side Access and Display towers include (2) locks. (Except full-height doors which include (1) lock) Front Access (only) towers with wardrobe include (3) locks. (Except full-height doors with wardrobe which include (2) locks) 	<p>Dimensions under, w, d and h are actual to the nearest 1/16"</p> <p>50", 57" and 64" Tower Internal Dimensions</p> <ul style="list-style-type: none"> Box and M drawer height: 4³/₁₆" Box and M drawer width: 12¹/₁₆" Box and M drawer depth: 18³/₈" File drawer height: 9¹/₄" File drawer width: 12¹/₁₆" File drawer depth: 18³/₈" Wide drawer height: 9⁷/₁₆" Wide drawer width: 20³/₄" Wide drawer depth: 22⁷/₈" <p>Note: All towers are configured from the top down with standard combinations of box and file drawers.</p>
	<p>Note: 6" drawer behind doors are not available within the wardrobe portion of towers. Drawers behind doors are painted black.</p> <p>Note: Drawer behind the doors list price is as follows: 1=\$255</p> <p>Application Notes</p> <p>Hanging rails and other accessories are not included and must be ordered separately. Hanging rails are included with 24" and 30" wide lateral drawers only. (See <i>Tower Accessories for pricing and order entry information</i>)</p> <p>Half depth adjustable shelves and coat hooks may be ordered separately allowing the cupboard area of the 15", 24" and 30" wide towers to support binders as well as shorter coats. (See <i>Tower Accessories for pricing and order entry information</i>)</p>	

Storage Towers Morrison Front

30" Wide Storage Towers

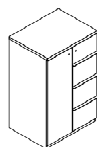
50" High

Series 2 Storage

description	type	w	d	h	lock	pattern no.	P1	P2	P3
50" High tower with two file drawers and door and wardrobe (left hand shown)	left hand	29 ⁷ / ₈ "	23 ¹ / ₂ "	48 ⁵ / ₁₆ "	Y	MT3WSLH5030FFFL	\$3,209.	\$3,368.	\$3,535.
	right hand	29 ⁷ / ₈ "	23 ¹ / ₂ "	48 ⁵ / ₁₆ "	Y	MT3WSRH5030FFFL	3,209.	3,368.	3,535.



50" High tower with three file drawers and door and wardrobe (left hand shown)	left hand	29 ⁷ / ₈ "	23 ¹ / ₂ "	48 ⁵ / ₁₆ "	Y	MT3WSLH5030FFFL	3,530.	3,703.	3,893.
	right hand	29 ⁷ / ₈ "	23 ¹ / ₂ "	48 ⁵ / ₁₆ "	Y	MT3WSRH5030FFFL	3,530.	3,703.	3,893.



50" High tower with one box and two file drawers and door and wardrobe (left hand shown)	left hand	29 ⁷ / ₈ "	23 ¹ / ₂ "	48 ⁵ / ₁₆ "	Y	MT3WSLH5030BFFL	3,496.	3,674.	3,855.
	right hand	29 ⁷ / ₈ "	23 ¹ / ₂ "	48 ⁵ / ₁₆ "	Y	MT3WSRH5030BFFL	3,496.	3,674.	3,855.



Order Code	Specification Information	Critical Dimensions
Example: DT3WSBL5730BBFL-NJ	For non-locking towers, deduct as follows from the list price for each unit: Deduct \$30 for (1) lock unit, \$60 for (2) lock unit, and \$75 for a (3) lock unit. Substitute the "L" suffix with an "N" within the pattern number to designate a non-locking unit, example (MT3WSLH5030BBFN)	Dimensions under, w , d and h are actual to the nearest 1/16"
MT3 Series 2 Morrison Front		50", 57" and 64" Tower Internal Dimensions
WS Wardrobe and Single Doors		<ul style="list-style-type: none"> Box and M drawer height: 4³/₁₆" Box and M drawer width: 12¹/₁₆" Box and M drawer depth: 18³/₈" File drawer height: 9¹/₄" File drawer width: 12¹/₁₆" File drawer depth: 18³/₈" Wide drawer height: 9⁷/₁₆" Wide drawer width: 20³/₄" Wide drawer depth: 22⁷/₈"
LH Left Hand Access		
57 57" High		
30 30" Wide		
B Box Drawer		
B Box Drawer		
F File Drawer		
L Locking		
NJ Medium Grey paint finish		
	<p>"M" drawers consisting of a box drawer body with a file drawer head are available by substituting any two "B" or any one "F" character within the pattern number, example (MT3WSLH5030MFN). Multiple "M" drawers may be specified providing they equal the total modules available.</p> <p>A 6" drawer, behind a cupboard door is available by adding the numeral 1 to the end of the pattern number, example (MT3WSLH5030BBFL1)</p> <ul style="list-style-type: none"> 15" w Side Access and Display towers include (1) lock. Single door towers, double door towers, 24" w and 30" w Side Access and Display towers include (2) locks. (Except full-height doors which include (1) lock) Front Access (only) towers with wardrobe include (3) locks. (Except full-height doors with wardrobe which include (2) locks) 	<p>Note: 6" drawer behind doors are not available within the wardrobe portion of towers. Drawers behind doors are painted black.</p> <p>Note: Drawer behind the doors list price is as follows: 1=\$255</p> <p>Application Notes</p> <p>Hanging rails and other accessories are not included and must be ordered separately. Hanging rails are included with 24" and 30" wide lateral drawers only. (See <i>Tower Accessories for pricing and order entry information</i>)</p> <p>Half depth adjustable shelves and coat hooks may be ordered separately allowing the cupboard area of the 15", 24" and 30" wide towers to support binders as well as shorter coats. (See <i>Tower Accessories for pricing and order entry information</i>)</p> <p>Note: All towers are configured from the top down with standard combinations of box and file drawers.</p>

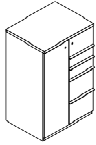
Storage Towers Morrison Front

30" Wide Storage Towers

50" High

Series 2 Storage

description	type	w	d	h	lock	pattern no.	P1	P2	P3
50" High tower with two box and two file drawers and door and wardrobe (left hand shown)	left hand	29 ⁷ / ₈ "	23 ¹ / ₂ "	48 ⁵ / ₁₆ "	Y	MT3WSLH5030BBFFL	\$3,844.	\$4,034.	\$4,239.
	right hand	29 ⁷ / ₈ "	23 ¹ / ₂ "	48 ⁵ / ₁₆ "	Y	MT3WSRH5030BBFFL	3,844.	4,034.	4,239.



Order Code	Specification Information	Critical Dimensions
Example: DT3WSBL5730BBFL-NJ	For non-locking towers, deduct as follows from the list price for each unit: Deduct \$30 for (1) lock unit, \$60 for (2) lock unit, and \$75 for a (3) lock unit. Substitute the "L" suffix with an "N" within the pattern number to designate a non-locking unit, example (MT3WSLH5030BBFN)	Dimensions under, w , d and h are actual to the nearest 1/16"
MT3 Series 2 Morrison Front		50", 57" and 64" Tower Internal Dimensions
WS Wardrobe and Single Doors		<ul style="list-style-type: none"> Box and M drawer height: 4³/₁₆" Box and M drawer width: 12¹/₁₆" Box and M drawer depth: 18³/₈" File drawer height: 9¹/₄" File drawer width: 12¹/₁₆" File drawer depth: 18³/₈" Wide drawer height: 9⁷/₁₆" Wide drawer width: 20³/₄" Wide drawer depth: 22⁷/₈"
LH Left Hand Access		
57 57" High		
30 30" Wide		
B Box Drawer	"M" drawers consisting of a box drawer body with a file drawer head are available by substituting any two "B" or any one "F" character within the pattern number, example (MT3WSLH5030MFN). Multiple "M" drawers may be specified providing they equal the total modules available.	
B Box Drawer		
F File Drawer		
L Locking		
NJ Medium Grey paint finish	A 6" drawer, behind a cupboard door is available by adding the numeral 1 to the end of the pattern number, example (MT3WSLH5030BBFL1)	Note: All towers are configured from the top down with standard combinations of box and file drawers.
	<ul style="list-style-type: none"> 15" w Side Access and Display towers include (1) lock. Single door towers, double door towers, 24" w and 30" w Side Access and Display towers include (2) locks. (Except full-height doors which include (1) lock) Front Access (only) towers with wardrobe include (3) locks. (Except full-height doors with wardrobe which include (2) locks) 	

Note: 6" drawer behind doors are not available within the wardrobe portion of towers. Drawers behind doors are painted black.

Note: Drawer behind the doors list price is as follows: 1=\$255

Application Notes

Hanging rails and other accessories are not included and must be ordered separately. Hanging rails are included with 24" and 30" wide lateral drawers only. (See *Tower Accessories for pricing and order entry information*)

Half depth adjustable shelves and coat hooks may be ordered separately allowing the cupboard area of the 15", 24" and 30" wide towers to support binders as well as shorter coats. (See *Tower Accessories for pricing and order entry information*)

Storage Towers Morrison Front

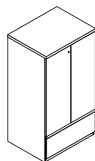
30" Wide Storage Towers

57" High

Series 2 Storage

description	type	w	d	h	lock	pattern no.	P1	P2	P3
-------------	------	---	---	---	------	-------------	----	----	----

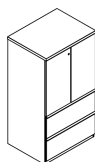
57" High Double Door tower with one wide drawer



29⁷/₈" 23¹/₂" 56³/₁₆" Y **MT3D5730WL** \$3,580. \$4,115. \$4,289.

24" and 30" wide double door cabinets may be ordered with a grommet option located in the back of the case by adding a "G" between the 4th and 5th character of the pattern number, example (MT3D**G**6424WL). Add \$100 list for this option. **Note:** By adding a "G" option, the cabinet will also receive AV hinged doors.

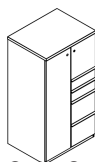
57" High Double Door tower with two wide drawers



29⁷/₈" 23¹/₂" 56³/₁₆" Y **MT3D5730WWL** 4,357. 5,008. 5,226.

24" and 30" wide double door cabinets may be ordered with a grommet option located in the back of the case by adding a "G" between the 4th and 5th character of the pattern number, example (MT3D**G**6424WL). Add \$100 list for this option. **Note:** By adding a "G" option, the cabinet will also receive AV hinged doors.

57" High tower with two box and two file drawers and door and wardrobe (left hand shown)



left hand	29 ⁷ / ₈ "	23 ¹ / ₂ "	56 ³ / ₁₆ "	Y	MT3WSLH5730BBFFL	3,942.	4,535.	4,730.
right hand	29 ⁷ / ₈ "	23 ¹ / ₂ "	56 ³ / ₁₆ "	Y	MT3WSRH5730BBFFL	3,942.	4,535.	4,730.

Order Code

Example:	DT3WSBL5730BBFL-NJ
MT3	Series 2 Morrison Front
WS	Wardrobe and Single Doors
LH	Left Hand Access
57	57" High
30	30" Wide
B	Box Drawer
B	Box Drawer
F	File Drawer
L	Locking
NJ	Medium Grey paint finish

Specification Information

For non-locking towers, deduct as follows from the list price for each unit: Deduct \$30 for (1) lock unit, \$60 for (2) lock unit, and \$75 for a (3) lock unit. Substitute the "L" suffix with an "N" within the pattern number to designate a non-locking unit, example (MT3WSLH5030BBFN)

"M" drawers consisting of a box drawer body with a file drawer head are available by substituting any two "B" or any one "F" character within the pattern number, example (MT3WSLH5030**MF**N). Multiple "M" drawers may be specified providing they equal the total modules available.

A 6" drawer, behind a cupboard door is available by adding the numeral 1 to the end of the pattern number, example (MT3WSLH5030BBFL1)

- 15" w Side Access and Display towers include (1) lock.
- Single door towers, double door towers, 24" w and 30" w Side Access and Display towers include (2) locks. (Except full-height doors which include (1) lock)
- Front Access (only) towers with wardrobe include (3) locks. (Except full-height doors with wardrobe which include (2) locks)

Note: 6" drawer behind doors are not available within the wardrobe portion of towers. Drawers behind doors are painted black.

Note: Drawer behind the doors list price is as follows: 1=\$255

Application Notes

Hanging rails and other accessories are not included and must be ordered separately. Hanging rails are included with 24" and 30" wide lateral drawers only. (See *Tower Accessories for pricing and order entry information*)

Half depth adjustable shelves and coat hooks may be ordered separately allowing the cupboard area of the 15", 24" and 30" wide towers to support binders as well as shorter coats. (See *Tower Accessories for pricing and order entry information*)

Critical Dimensions

Dimensions under, **w**, **d** and **h** are actual to the nearest 1/16"

50", 57" and 64" Tower Internal Dimensions

- Box and M drawer height: 4³/₁₆"
- Box and M drawer width: 12¹/₁₆"
- Box and M drawer depth: 18³/₈"
- File drawer height: 9¹/₄"
- File drawer width: 12¹/₁₆"
- File drawer depth: 18³/₈"
- Wide drawer height: 9⁷/₁₆"
- Wide drawer width: 20³/₄"
- Wide drawer depth: 22⁷/₈"

Note: All towers are configured from the top down with standard combinations of box and file drawers.

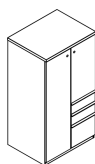
Storage Towers Morrison Front

30" Wide Storage Towers

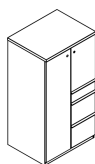
57" High

Series 2 Storage

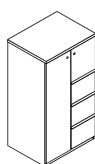
description	type	w	d	h	lock	pattern no.	P1	P2	P3
57" High tower with two box and one file drawer and door and wardrobe (left hand shown)	left hand	29 ⁷ / ₈ "	23 1/2"	56 ³ / ₁₆ "	Y	MT3WSLH5730BBFL	\$3,631.	\$4,176.	\$4,357.
	right hand	29 ⁷ / ₈ "	23 1/2"	56 ³ / ₁₆ "	Y	MT3WSRH5730BBFL	3,631.	4,176.	4,357.



57" High tower with one box and two file drawers and door and wardrobe (left hand shown)	left hand	29 ⁷ / ₈ "	23 1/2"	56 ³ / ₁₆ "	Y	MT3WSLH5730BFFL	3,639.	4,190.	4,367.
	right hand	29 ⁷ / ₈ "	23 1/2"	56 ³ / ₁₆ "	Y	MT3WSRH5730BFFL	3,639.	4,190.	4,367.



57" High tower with three file drawers and door and wardrobe (left hand shown)	left hand	29 ⁷ / ₈ "	23 1/2"	56 ³ / ₁₆ "	Y	MT3WSLH5730FFFL	3,630.	4,175.	4,354.
	right hand	29 ⁷ / ₈ "	23 1/2"	56 ³ / ₁₆ "	Y	MT3WSRH5730FFFL	3,630.	4,175.	4,354.



Order Code	Specification Information	Critical Dimensions
Example: DT3WSBL5730BBFL-NJ		
MT3 Series 2 Morrison Front		
WS Wardrobe and Single Doors		
LH Left Hand Access		
57 57" High		
30 30" Wide		
B Box Drawer		
B Box Drawer		
F File Drawer		
L Locking		
NJ Medium Grey paint finish		
	<p>For non-locking towers, deduct as follows from the list price for each unit: Deduct \$30 for (1) lock unit, \$60 for (2) lock unit, and \$75 for a (3) lock unit. Substitute the "L" suffix with an "N" within the pattern number to designate a non-locking unit, example (MT3WSLH5030BBFN)</p> <p>"M" drawers consisting of a box drawer body with a file drawer head are available by substituting any two "B" or any one "F" character within the pattern number, example (MT3WSLH5030MFN). Multiple "M" drawers may be specified providing they equal the total modules available.</p> <p>A 6" drawer, behind a cupboard door is available by adding the numeral 1 to the end of the pattern number, example (MT3WSLH5030BBFL1)</p> <ul style="list-style-type: none"> 15" w Side Access and Display towers include (1) lock. Single door towers, double door towers, 24" w and 30" w Side Access and Display towers include (2) locks. (Except full-height doors which include (1) lock) Front Access (only) towers with wardrobe include (3) locks. (Except full-height doors with wardrobe which include (2) locks) 	<p>Dimensions under, w, d and h are actual to the nearest 1/16"</p> <p>50", 57" and 64" Tower Internal Dimensions</p> <ul style="list-style-type: none"> Box and M drawer height: 4³/₁₆" Box and M drawer width: 12¹/₁₆" Box and M drawer depth: 18³/₈" File drawer height: 9¹/₄" File drawer width: 12¹/₁₆" File drawer depth: 18³/₈" Wide drawer height: 9⁷/₁₆" Wide drawer width: 20³/₄" Wide drawer depth: 22⁷/₈" <p>Note: All towers are configured from the top down with standard combinations of box and file drawers.</p>
	<p>Note: 6" drawer behind doors are not available within the wardrobe portion of towers. Drawers behind doors are painted black.</p> <p>Note: Drawer behind the doors list price is as follows: 1=\$255</p> <p>Application Notes</p> <p>Hanging rails and other accessories are not included and must be ordered separately. Hanging rails are included with 24" and 30" wide lateral drawers only. (See <i>Tower Accessories for pricing and order entry information</i>)</p> <p>Half depth adjustable shelves and coat hooks may be ordered separately allowing the cupboard area of the 15", 24" and 30" wide towers to support binders as well as shorter coats. (See <i>Tower Accessories for pricing and order entry information</i>)</p>	

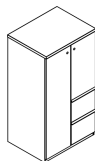
Storage Towers Morrison Front

30" Wide Storage Towers

57" High

Series 2 Storage

description	type	w	d	h	lock	pattern no.	P1	P2	P3
57" High tower with two file drawers and door and wardrobe (left hand shown)	left hand	29 ⁷ / ₈ "	23 ¹ / ₂ "	56 ³ / ₁₆ "	Y	MT3WSLH5730FFL	\$3,376.	\$3,883.	\$4,051.
	right hand	29 ⁷ / ₈ "	23 ¹ / ₂ "	56 ³ / ₁₆ "	Y	MT3WSRH5730FFL	3,376.	3,883.	4,051.



Order Code	Specification Information	Critical Dimensions
Example: DT3WSBL5730BBFL-NJ	For non-locking towers, deduct as follows from the list price for each unit: Deduct \$30 for (1) lock unit, \$60 for (2) lock unit, and \$75 for a (3) lock unit. Substitute the "L" suffix with an "N" within the pattern number to designate a non-locking unit, example (MT3WSLH5030BBFN)	Dimensions under, w , d and h are actual to the nearest 1/16"
MT3 Series 2 Morrison Front		50", 57" and 64" Tower Internal Dimensions
WS Wardrobe and Single Doors		<ul style="list-style-type: none"> Box and M drawer height: 4³/₁₆" Box and M drawer width: 12¹/₁₆" Box and M drawer depth: 18³/₈" File drawer height: 9¹/₄" File drawer width: 12¹/₁₆" File drawer depth: 18³/₈" Wide drawer height: 9⁷/₁₆" Wide drawer width: 20³/₄" Wide drawer depth: 22⁷/₈"
LH Left Hand Access		
57 57" High		
30 30" Wide		
B Box Drawer	"M" drawers consisting of a box drawer body with a file drawer head are available by substituting any two "B" or any one "F" character within the pattern number, example (MT3WSLH5030MFN). Multiple "M" drawers may be specified providing they equal the total modules available.	
B Box Drawer		
F File Drawer		
L Locking		
NJ Medium Grey paint finish	A 6" drawer, behind a cupboard door is available by adding the numeral 1 to the end of the pattern number, example (MT3WSLH5030BBFL1) <ul style="list-style-type: none"> 15" w Side Access and Display towers include (1) lock. Single door towers, double door towers, 24" w and 30" w Side Access and Display towers include (2) locks. (Except full-height doors which include (1) lock) Front Access (only) towers with wardrobe include (3) locks. (Except full-height doors with wardrobe which include (2) locks) 	<p>Note: 6" drawer behind doors are not available within the wardrobe portion of towers. Drawers behind doors are painted black.</p> <p>Note: Drawer behind the doors list price is as follows: 1=\$255</p> <p>Application Notes</p> <p>Hanging rails and other accessories are not included and must be ordered separately. Hanging rails are included with 24" and 30" wide lateral drawers only. (See <i>Tower Accessories for pricing and order entry information</i>)</p> <p>Half depth adjustable shelves and coat hooks may be ordered separately allowing the cupboard area of the 15", 24" and 30" wide towers to support binders as well as shorter coats. (See <i>Tower Accessories for pricing and order entry information</i>)</p> <p>Note: All towers are configured from the top down with standard combinations of box and file drawers.</p>

Storage Towers Morrison Front


30" Wide Storage Towers

64" High

Series 2 Storage


description	type	w	d	h	lock	pattern no.	P1	P2	P3
-------------	------	---	---	---	------	-------------	----	----	----

64" High Double Door tower with one wide drawer



24" and 30" wide double door cabinets may be ordered with a grommet option located in the back of the case by adding a "G" between the 4th and 5th character of the pattern number, example (MT3D**G**6424WL). Add \$100 list for this option. **Note:** By adding a "G" option, the cabinet will also receive AV hinged doors.

64" High Double Door tower with two wide drawers



24" and 30" wide double door cabinets may be ordered with a grommet option located in the back of the case by adding a "G" between the 4th and 5th character of the pattern number, example (MT3D**G**6424WL). Add \$100 list for this option. **Note:** By adding a "G" option, the cabinet will also receive AV hinged doors.

Order Code	Specification Information	Critical Dimensions
Example: DT3WSBL5730BBFL-NJ	For non-locking towers, deduct as follows from the list price for each unit: Deduct \$30 for (1) lock unit, \$60 for (2) lock unit, and \$75 for a (3) lock unit. Substitute the "L" suffix with an "N" within the pattern number to designate a non-locking unit, example (MT3WSLH5030BBFN)	Dimensions under, w , d and h are actual to the nearest 1/16"
MT3 Series 2 Morrison Front		50", 57" and 64" Tower Internal Dimensions
WS Wardrobe and Single Doors		<ul style="list-style-type: none"> Box and M drawer height: 4 3/16" Box and M drawer width: 12 1/16" Box and M drawer depth: 18 3/8" File drawer height: 9 1/4" File drawer width: 12 1/16" File drawer depth: 18 3/8" Wide drawer height: 9 7/16" Wide drawer width: 20 3/4" Wide drawer depth: 22 7/8"
LH Left Hand Access		
57 57" High		
30 30" Wide		
B Box Drawer	"M" drawers consisting of a box drawer body with a file drawer head are available by substituting any two "B" or any one "F" character within the pattern number, example (MT3WSLH5030 MF N). Multiple "M" drawers may be specified providing they equal the total modules available.	Note: All towers are configured from the top down with standard combinations of box and file drawers.
B Box Drawer		
F File Drawer		
L Locking		
NJ Medium Grey paint finish		

A 6" drawer, behind a cupboard door is available by adding the numeral 1 to the end of the pattern number, example (MT3WSLH5030BBFL1)

- 15" w Side Access and Display towers include (1) lock.
- Single door towers, double door towers, 24" w and 30" w Side Access and Display towers include (2) locks. (Except full-height doors which include (1) lock)
- Front Access (only) towers with wardrobe include (3) locks. (Except full-height doors with wardrobe which include (2) locks)

Note: 6" drawer behind doors are not available within the wardrobe portion of towers. Drawers behind doors are painted black.

Note: Drawer behind the doors list price is as follows: 1=\$255

Application Notes

Hanging rails and other accessories are not included and must be ordered separately. Hanging rails are included with 24" and 30" wide lateral drawers only. (See *Tower Accessories for pricing and order entry information*)

Half depth adjustable shelves and coat hooks may be ordered separately allowing the cupboard area of the 15", 24" and 30" wide towers to support binders as well as shorter coats. (See *Tower Accessories for pricing and order entry information*)

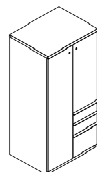
Storage Towers Morrison Front

30" Wide Storage Towers

64" High

Series 2 Storage

description	type	w	d	h	lock	pattern no.	P1	P2	P3
64" High tower with two box and one file drawer and door and wardrobe (left hand shown)	left hand	29 ⁷ / ₈ "	23 ¹ / ₂ "	63 ⁵ / ₁₆ "	Y	MT3WSLH6430BBFL	\$3,697.	\$3,883.	\$4,073.
	right hand	29 ⁷ / ₈ "	23 ¹ / ₂ "	63 ⁵ / ₁₆ "	Y	MT3WSRH6430BBFL	3,697.	3,883.	4,073.



64" High tower with two file drawers and door and wardrobe (left hand shown)	left hand	29 ⁷ / ₈ "	23 ¹ / ₂ "	63 ⁵ / ₁₆ "	Y	MT3WSLH6430FFL	3,447.	3,620.	3,800.
	right hand	29 ⁷ / ₈ "	23 ¹ / ₂ "	63 ⁵ / ₁₆ "	Y	MT3WSRH6430FFL	3,447.	3,620.	3,800.



Order Code	Specification Information	Critical Dimensions
Example: DT3WSBL5730BBFL-NJ	For non-locking towers, deduct as follows from the list price for each unit: Deduct \$30 for (1) lock unit, \$60 for (2) lock unit, and \$75 for a (3) lock unit. Substitute the "L" suffix with an "N" within the pattern number to designate a non-locking unit, example (MT3WSLH5030BBFN)	Dimensions under, w , d and h are actual to the nearest 1/16"
MT3 Series 2 Morrison Front		50", 57" and 64" Tower Internal Dimensions
WS Wardrobe and Single Doors		<ul style="list-style-type: none"> Box and M drawer height: 4³/₁₆" Box and M drawer width: 12¹/₁₆" Box and M drawer depth: 18³/₈" File drawer height: 9¹/₄" File drawer width: 12¹/₁₆" File drawer depth: 18³/₈" Wide drawer height: 9⁷/₁₆" Wide drawer width: 20³/₄" Wide drawer depth: 22⁷/₈"
LH Left Hand Access		
57 57" High		
30 30" Wide		
B Box Drawer	"M" drawers consisting of a box drawer body with a file drawer head are available by substituting any two "B" or any one "F" character within the pattern number, example (MT3WSLH5030MFN). Multiple "M" drawers may be specified providing they equal the total modules available.	
B Box Drawer		
F File Drawer		
L Locking		
NJ Medium Grey paint finish	A 6" drawer, behind a cupboard door is available by adding the numeral 1 to the end of the pattern number, example (MT3WSLH5030BBFL1)	Note: All towers are configured from the top down with standard combinations of box and file drawers.
	<ul style="list-style-type: none"> 15" w Side Access and Display towers include (1) lock. Single door towers, double door towers, 24" w and 30" w Side Access and Display towers include (2) locks. (Except full-height doors which include (1) lock) Front Access (only) towers with wardrobe include (3) locks. (Except full-height doors with wardrobe which include (2) locks) 	

Note: 6" drawer behind doors are not available within the wardrobe portion of towers. Drawers behind doors are painted black.

Note: Drawer behind the doors list price is as follows: 1=\$255

Application Notes

Hanging rails and other accessories are not included and must be ordered separately. Hanging rails are included with 24" and 30" wide lateral drawers only. (See *Tower Accessories for pricing and order entry information*)

Half depth adjustable shelves and coat hooks may be ordered separately allowing the cupboard area of the 15", 24" and 30" wide towers to support binders as well as shorter coats. (See *Tower Accessories for pricing and order entry information*)

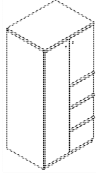
Storage Towers Morrison Front

30" Wide Storage Towers

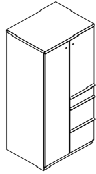
64" High

Series 2 Storage

description	type	w	d	h	lock	pattern no.	P1	P2	P3
64" High tower with three file drawers and door and wardrobe (left hand shown)	left hand	29 ⁷ / ₈ "	23 ¹ / ₂ "	63 ⁵ / ₁₆ "	Y	MT3WSLH6430FFFL	\$3,730.	\$3,918.	\$4,113.
	right hand	29 ⁷ / ₈ "	23 ¹ / ₂ "	63 ⁵ / ₁₆ "	Y	MT3WSRH6430FFFL	3,730.	3,918.	4,113.



64" High tower with one box and two file drawers and door and wardrobe (left hand shown)	left hand	29 ⁷ / ₈ "	23 ¹ / ₂ "	63 ⁵ / ₁₆ "	Y	MT3WSLH6430BFFL	3,749.	3,931.	4,129.
	right hand	29 ⁷ / ₈ "	23 ¹ / ₂ "	63 ⁵ / ₁₆ "	Y	MT3WSRH6430BFFL	3,749.	3,931.	4,129.



Order Code	Specification Information	Critical Dimensions
Example: DT3WSBL5730BBFL-NJ	For non-locking towers, deduct as follows from the list price for each unit: Deduct \$30 for (1) lock unit, \$60 for (2) lock unit, and \$75 for a (3) lock unit. Substitute the "L" suffix with an "N" within the pattern number to designate a non-locking unit, example (MT3WSLH5030BBFN)	Dimensions under, w , d and h are actual to the nearest 1/16"
MT3 Series 2 Morrison Front		50", 57" and 64" Tower Internal Dimensions
WS Wardrobe and Single Doors		<ul style="list-style-type: none"> Box and M drawer height: 4³/₁₆" Box and M drawer width: 12¹/₁₆" Box and M drawer depth: 18³/₈" File drawer height: 9¹/₄" File drawer width: 12¹/₁₆" File drawer depth: 18³/₈" Wide drawer height: 9⁷/₁₆" Wide drawer width: 20³/₄" Wide drawer depth: 22⁷/₈"
LH Left Hand Access		
57 57" High		
30 30" Wide		
B Box Drawer		
B Box Drawer		
F File Drawer		
L Locking		
NJ Medium Grey paint finish		
	<p>"M" drawers consisting of a box drawer body with a file drawer head are available by substituting any two "B" or any one "F" character within the pattern number, example (MT3WSLH5030MFN). Multiple "M" drawers may be specified providing they equal the total modules available.</p> <p>A 6" drawer, behind a cupboard door is available by adding the numeral 1 to the end of the pattern number, example (MT3WSLH5030BBFL1)</p> <ul style="list-style-type: none"> 15" w Side Access and Display towers include (1) lock. Single door towers, double door towers, 24" w and 30" w Side Access and Display towers include (2) locks. (Except full-height doors which include (1) lock) Front Access (only) towers with wardrobe include (3) locks. (Except full-height doors with wardrobe which include (2) locks) 	<p>Note: 6" drawer behind doors are not available within the wardrobe portion of towers. Drawers behind doors are painted black.</p> <p>Note: Drawer behind the doors list price is as follows: 1=\$255</p> <p>Application Notes</p> <p>Hanging rails and other accessories are not included and must be ordered separately. Hanging rails are included with 24" and 30" wide lateral drawers only. (See <i>Tower Accessories for pricing and order entry information</i>)</p> <p>Half depth adjustable shelves and coat hooks may be ordered separately allowing the cupboard area of the 15", 24" and 30" wide towers to support binders as well as shorter coats. (See <i>Tower Accessories for pricing and order entry information</i>)</p> <p>Note: All towers are configured from the top down with standard combinations of box and file drawers.</p>

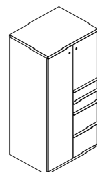
Storage Towers Morrison Front

30" Wide Storage Towers

64" High

Series 2 Storage

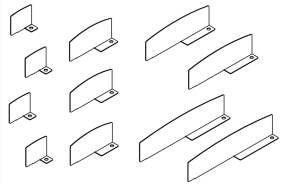



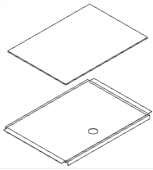


description	type	w	d	h	lock	pattern no.	P1	P2	P3
64" High tower with two box and two file drawers and door and wardrobe (left hand shown)	left hand	29 ⁷ / ₈ "	23 ¹ / ₂ "	63 ⁵ / ₁₆ "	Y	MT3WSLH6430BBFFL	\$4,044.	\$4,246.	\$4,458.
	right hand	29 ⁷ / ₈ "	23 ¹ / ₂ "	63 ⁵ / ₁₆ "	Y	MT3WSRH6430BBFFL	4,044.	4,246.	4,458.



64" High tower with four file drawers and door and wardrobe (left hand shown)	left hand	29 ⁷ / ₈ "	23 ¹ / ₂ "	63 ⁵ / ₁₆ "	Y	MT3WSLH6430FFFFL	4,093.	4,296.	4,513.
	right hand	29 ⁷ / ₈ "	23 ¹ / ₂ "	63 ⁵ / ₁₆ "	Y	MT3WSRH6430FFFFL	4,093.	4,296.	4,513.



Order Code	Specification Information	Critical Dimensions
Example: DT3WSBL5730BBFL-NJ	For non-locking towers, deduct as follows from the list price for each unit: Deduct \$30 for (1) lock unit, \$60 for (2) lock unit, and \$75 for a (3) lock unit. Substitute the "L" suffix with an "N" within the pattern number to designate a non-locking unit, example (MT3WSLH5030BBFN)	Dimensions under, w , d and h are actual to the nearest 1/16"
MT3 Series 2 Morrison Front		50", 57" and 64" Tower Internal Dimensions
WS Wardrobe and Single Doors		<ul style="list-style-type: none"> Box and M drawer height: 4³/₁₆" Box and M drawer width: 12¹/₁₆" Box and M drawer depth: 18³/₈" File drawer height: 9¹/₄" File drawer width: 12¹/₁₆" File drawer depth: 18³/₈" Wide drawer height: 9⁷/₁₆" Wide drawer width: 20³/₄" Wide drawer depth: 22⁷/₈"
LH Left Hand Access		
57 57" High		
30 30" Wide		
B Box Drawer		
B Box Drawer		
F File Drawer		
L Locking		
NJ Medium Grey paint finish		
	<p>"M" drawers consisting of a box drawer body with a file drawer head are available by substituting any two "B" or any one "F" character within the pattern number, example (MT3WSLH5030MFN). Multiple "M" drawers may be specified providing they equal the total modules available.</p> <p>A 6" drawer, behind a cupboard door is available by adding the numeral 1 to the end of the pattern number, example (MT3WSLH5030BBFL1)</p> <ul style="list-style-type: none"> 15" w Side Access and Display towers include (1) lock. Single door towers, double door towers, 24" w and 30" w Side Access and Display towers include (2) locks. (Except full-height doors which include (1) lock) Front Access (only) towers with wardrobe include (3) locks. (Except full-height doors with wardrobe which include (2) locks) 	<p>Note: 6" drawer behind doors are not available within the wardrobe portion of towers. Drawers behind doors are painted black.</p> <p>Note: Drawer behind the doors list price is as follows: 1=\$255</p> <p>Application Notes</p> <p>Hanging rails and other accessories are not included and must be ordered separately. Hanging rails are included with 24" and 30" wide lateral drawers only. (See <i>Tower Accessories for pricing and order entry information</i>)</p> <p>Half depth adjustable shelves and coat hooks may be ordered separately allowing the cupboard area of the 15", 24" and 30" wide towers to support binders as well as shorter coats. (See <i>Tower Accessories for pricing and order entry information</i>)</p> <p>Note: All towers are configured from the top down with standard combinations of box and file drawers.</p>

description	type	w	d	h	pattern no.	list
Pedestal Drawer Divider Kit (Not for use in 3" high drawers)				5"	DT3PDD	\$457.
						
Drawer Divider for Box Drawer					DS1PBD	39.
						
Drawer Divider for File Drawer					DS1PFD	39.
						
Pencil Tray	black				DS2PPTN	45.
	clear				DS2PPTC	52.
						
Pedestal Drawer Reference Tablet with Plexi Glass Cover					DT3RT	130.
						
Stationary Insert for box drawers (4 trays)					DS1PST	206.
						
File Support Channel					DS1PFS	39.
						

Order Code

Example:	DT3PDD
DT3	Series 2 Steel
PDD	Pedestal Drawer Divider Kit

Specification Information

Pencil Tray is available in black or clear finish. All other pedestal and storage tower accessories are supported with a black painted finish standard.

Application Notes

The Pedestal Drawer Divider Kit (**DT3PDD**) is comprised of a series of magnetic fences that attach to the bottom of a pedestal drawer body to support the division and management of space within pedestal box or file drawers. Each kit consist of (4) 3" wide, (3) 6" wide, (2) 9" wide and (2) 12" wide dividers. Dividers are constructed from steel and are available in a black painted finish standard.

The Pedestal Drawer Reference Tablet (**DT3RT**) provides a platform for supporting frequently accessed phone lists or important information. Each (**DT3RT**) is supported with a removable clear plexi cover to protect your printed information. Reference tablets are available in black finish standard.

description	type	w	d	h	pattern no.	list
Series 2 Floorstanding Pedestal Retrofit Lock Kit					DS2LKKT	\$71.




Order Code	Specification Information	Application Notes
Example: DT3PDD	Pencil Tray is available in black or clear finish. All other pedestal and storage tower accessories are supported with a black painted finish standard.	The Pedestal Drawer Divider Kit (DT3PDD) is comprised of a series of magnetic fences that attach to the bottom of a pedestal drawer body to support the division and management of space within pedestal box or file drawers. Each kit consist of (4) 3" wide, (3) 6" wide, (2) 9" wide and (2) 12" wide dividers. Dividers are constructed from steel and are available in a black painted finish standard.
DT3 Series 2 Steel		
PDD Pedestal Drawer Divider Kit		
		The Pedestal Drawer Reference Tablet (DT3RT) provides a platform for supporting frequently accessed phone lists or important information. Each (DT3RT) is supported with a removable clear plexi cover to protect your printed information. Reference tablets are available in black finish standard.

Overhead Storage Accessories

T5 Task Lights

Series 2 Storage


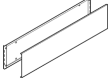


description	type	w	d	h	pattern no.	standard	advanced
 Task Light	Use with 24" and wider overhead	19"	4"	1 1/2"	DL3T5E19 ()	\$214.	n/a
	Use with 30" and wider overhead	25"	4"	1 1/2"	DL3T5E25 ()	232.	545.
	Use with 42" and wider overhead	37"	4"	1 1/2"	DL3T5E37 ()	236.	573.
	Use with 60" and wider overhead	49"	4"	1 1/2"	DL3T5E49 ()	269.	596.
Cord management clips	(package of 50)				DL3TC	53.	

Order Code	Specification Information	Application Notes
Example: DL3T5E25S	<i>Specify:</i>	Task lights mount into the recess in the underside of overhead cabinets and shelves at least 5" wider than task light width.
DL3 Task Light	Width - Task Lights mount in cabinets and shelves at least 5" wider than light width.	Task lights include T5 cool white (4100K) fluorescent lamp, electronic ballast, 9' grounded corset, prismatic lens, rocker switch, one cord exit management clip and mounting hardware.
T5 T5 lamp		Cord management clips must be ordered separately.
E Electronic ballast		Task light cordset is center exit. On smaller units cord exit is off-center, but still not handed.
25 Width		Task lights are TCLP compliant and meet requirements of California Title 24.
S Standard		Advanced task lights are fitted with ballast and lamp compliant with LEED requirements.

Overhead Storage Accessories

Wall Mount and Upmount Brackets

Series 2 Storage

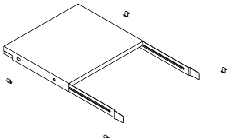
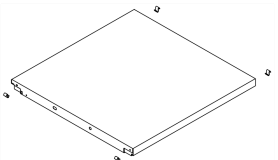
description	type	w	d	h	pattern no.	black	P1	P2	P3
	Wall-Mount Overhead Bracket (Dividends)	24"	1/2"	14 1/4"	DS1WM24	\$87.	\$90.	\$94.	\$97.
		30"	1/2"	14 1/4"	DS1WM30	87.	90.	94.	97.
		36"	1/2"	14 1/4"	DS1WM36	91.	95.	98.	107.
		42"	1/2"	14 1/4"	DS1WM42	100.	108.	114.	118.
		48"	1/2"	14 1/4"	DS1WM48	111.	117.	121.	125.
	Wall-Mount Shelf Bracket (Dividends)	30"	1/2"	7"	DS1SWM30		153.	164.	177.
		36"	1/2"	7"	DS1SWM36		160.	180.	190.
		42"	1/2"	7"	DS1SWM42		177.	199.	205.
		48"	1/2"	7"	DS1SWM48		194.	210.	216.
	Vertical Dividers (Dark Grey only)	Package of 4			DS1VD		121.		
	Overhead Cabinet Lock Retrofit Kit				DS1OHL	69.			

Order Code	Specification Information	Critical Dimensions
Example: DS1WM24	Overhead wall-mount frames are intended for use with Series 2 Steel front and Veneer front Overheads with Dividends brackets	Dimensions listed under w , h and d are actual to the nearest 1/16"
DS1 Dividends		
WM Overhead Wall Mount		
24 24" Wide	Overhead Shelf-Mount brackets are intended for use with Dividends and Dividends Series 2 shelves	

Storage Tower Accessories

Shelves and Worksurface Splice Plate Kits

Series 2 Storage

description	type	w	d	h	pattern no.	list	P1	P2	P3
15" Wide Half Depth Shelf	Half Depth	15"	12"	¾"	DT3HDS15	\$155.			
									
24" Wide Half Depth Shelf	Half Depth	24"	12"	¾"	DT3HDS24	166.			
30" Wide Half Depth Shelf	Half Depth	30"	12"	¾"	DT3HDS30	197.			
15" Wide Full Depth Shelf	Full Depth	15"	22 ⅜"	1"	DT3FDS15	112.			
									
24" Wide Full Depth Shelf	Full Depth	24"	22 ⅜"	1"	DT3FDS24	121.			
30" Wide Full Depth Shelf	Full Depth	30"	22 ⅜"	1"	DT3FDS30	128.			

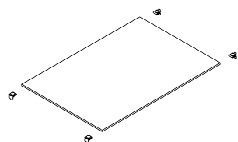
Order Code	Specification Information	Application Notes
Example: DT3HDS15		
DT3 Series 2 Towers		
HDS Half Depth Shelf		
15 15" Wide		
	<p>Half Depth Shelves:</p> <p>15" wide half depth shelves are suitable for use with 15" wide single door towers or a 30" wide towers with a 15" wide wardrobe.</p> <p>24" wide half depth shelves are suitable for use with 24" wide single door or 24" wide double door towers.</p> <p>30" wide half depth shelves are suitable for use with 30" wide double door towers.</p> <p>Side Access Bookcase and Display Shelves:</p> <p>Side Access Bookcase and Display Shelves are available in glass or steel construction. Shelves are for use with Side Access bookcase and Display towers only. Glass shelves are frosted.</p>	<p>Worksurface Splice Plate Kits are intended for use with Side Access Bookcase and Display towers only. Splice Plate Kits permit the attachment of standard 24" deep (Nominal) worksurfaces. Each kit contains a connector bracket and trim panel. Trim panels should be specified to match the tower paint finish.</p> <p>Note: All Shelves are user adjustable.</p>

Storage Tower Accessories

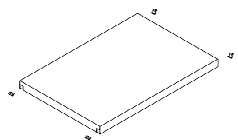
Shelves and Worksurface Splice Plate Kits

Series 2 Storage

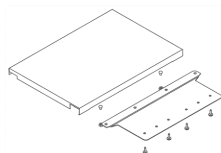
description	type	w	d	h	pattern no.	list	P1	P2	P3
Glass Shelf for Side Access Bookcase and Display Tower	Qty 2 shelves				DT3GBCDS	\$485.			



Metal Shelf for Side Access Bookcase and Display Towers	Qty 2 Shelves				DT3MBCDS		255.	277.	293.
---	---------------	--	--	--	-----------------	--	------	------	------



Worksurface Splice Plate Kit for Display and Side Access Bookcase Towers					DT3WSP		170.	186.	199.
--	--	--	--	--	---------------	--	------	------	------



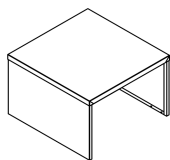
Order Code	Specification Information	Application Notes
Example: DT3HDS15		
DT3 Series 2 Towers	Half Depth Shelves:	Worksurface Splice Plate Kits are intended for use with Side Access Bookcase and Display towers only. Splice Plate Kits permit the attachment of standard 24" deep (Nominal) worksurfaces. Each kit contains a connector bracket and trim panel. Trim panels should be specified to match the tower paint finish.
HDS Half Depth Shelf	15" wide half depth shelves are suitable for use with 15" wide single door towers or a 30" wide towers with a 15" wide wardrobe.	
15 15" Wide	24" wide half depth shelves are suitable for use with 24" wide single door or 24" wide double door towers.	Note: All Shelves are user adjustable.
	30" wide half depth shelves are suitable for use with 30" wide double door towers.	
	Side Access Bookcase and Display Shelves:	
	Side Access Bookcase and Display Shelves are available in glass or steel construction. Shelves are for use with Side Access bookcase and Display towers only. Glass shelves are frosted.	

Storage Tower Accessories

Side Access Add-on Modules

Series 2 Storage

description	w	d	h	pattern no.	P1	P2	P3
Tower Add-on module	15"	23 1/2"	15"	DT3A1515	\$951.	\$1,093.	\$1,149.
	24"	23 1/2"	15"	DT3A1524	1,028.	1,182.	1,242.

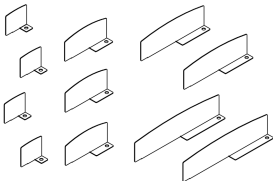
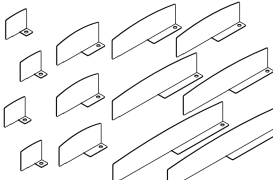
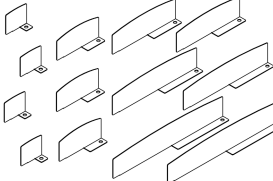
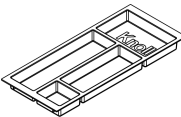


Order Code	Specification Information	Application Notes
Example: DT3A1515-117		
DT3 Series 2 Steel Front	<p>Tower Side Access Add-on modules are constructed from steel with a powder coat paint finish. They are not intended for use with veneer front towers or other Knoll storage tower products.</p> <p>The depth and width of a Side Access Add-on module must match that of the parent tower. Side Access Add-on modules enable side access storage for standard front access, single, double and wardrobe door tower configurations. Side Access Add-on modules are compatible with side access display and bookcase towers.</p>	<p>Tower Side Access Add-on modules are intended for use with 15" and 24" wide Steel, Morrison and Calibre front towers only.</p> <p>Side Access Add-on modules are field installed and are non-handed.</p> <p>The overall actual height of an Add-on module is 15", therefore adding 15" to the overall height of the parent S2 tower.</p> <p>The overall actual interior clearance of an Add-on module is 13 5/8"</p> <p>Note: depth corresponds with the width of the parent tower, which is either 15" or 24" wide.</p> <p>Add-on modules cannot be double stacked.</p>
A Add-on Module		
15 Nominal Height		
15 Nominal Depth		
117 Soft Grey paint finish		

Storage Tower Accessories

Drawer Dividers

Series 2 Storage

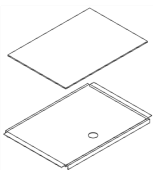




description	type	w	d	h	pattern no.	list
Pedestal Drawer Divider Kit (Not for use in 3" high drawers)				5"	DT3PDD	\$457.
						
File Drawer Divider Kit (Used within all lateral file drawers except 3" high modules)				5"	DT3FDD	570.
						
File Drawer Divider Kit (Used within 3" high lateral file or personal drawers)				2.5"	DT3SDD	570.
						
Pencil Tray	black				DS2PPTN	45.
	clear				DS2PPTC	52.
						

Order Code	Specification Information	Application Notes
Example: DT3PDD-MEY	Pencil Tray is available in black or clear finish. All other pedestal and storage tower accessories are supported with a black painted finish standard.	The Pedestal Drawer Divider Kit (DT3PDD) is comprised of a series of magnetic fences that attach to the bottom of a pedestal drawer body to support the division and management of space within pedestal box or file drawers. Each kit consist of (4) 3" wide, (3) 6" wide, (2) 9" wide and (2) 12" wide dividers. Dividers are constructed from steel and are available in black painted finish standard
DT3 Series 2 Steel		
PDD Pedestal Drawer Divider Kit		
MEY Memo Yellow paint finish		
		The Pedestal Drawer Reference Tablet (DT3RT) provides a platform for supporting frequently accessed phone lists or important information. Each (DT3RT) is supported with a removeable clear plexi cover to protect your printed information. Reference tablets are available in black finish standard.

Storage Tower Accessories

Drawer Dividers

Series 2 Storage

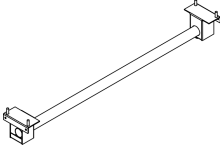
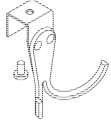
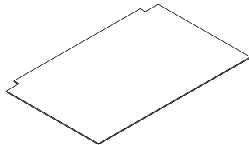
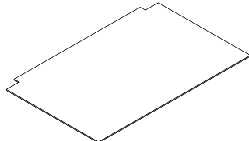
description	type	w	d	h	pattern no.	list
Pedstal Drawer Reference Tablet with Plexi Glass Cover					DT3RT	\$130.
						
Drawer Divider for Box Drawer					DS1PBD	39.
						
Drawer Divider for File Drawer					DS1PFD	39.
						
Stationary Insert for box drawers (4 trays)					DS1PST	206.
						
File Support Channel					DS1PFS	39.
						

Order Code	Specification Information	Application Notes
Example: DT3PDD-MEY	Pencil Tray is available in black or clear finish. All other pedestal and storage tower accessories are supported with a black painted finish standard.	The Pedestal Drawer Divider Kit (DT3PDD) is comprised of a series of magnetic fences that attach to the bottom of a pedestal drawer body to support the division and management of space within pedestal box or file drawers. Each kit consist of (4) 3" wide, (3) 6" wide, (2) 9" wide and (2) 12" wide dividers. Dividers are constructed from steel and are available in black painted finish standard
DT3		
PDD		
MEY		
		The Pedestal Drawer Reference Tablet (DT3RT) provides a platform for supporting frequently accessed phone lists or important information. Each (DT3RT) is supported with a removeable clear plexi cover to protect your printed information. Reference tablets are available in black finish standard.

Storage Tower Accessories

Coat Hooks and Rods

Series 2 Storage

description	type	w	d	h	pattern no.	list
Coat bar kit for 9" wide wardrobes					DT3CB9	\$148.
						
Coat Bar Kit for 15" wide single door or 15" wide wardrobe					DT3CB15	153.
Coat Bar for 30" wide double door tower					DT3CB30	178.
Coat Bar for 24" wide single and double door towers					DT3CB24	166.
Drop Down Coat Hook for Use in tower without standard wardrobe					DT3DCH	97.
						
Floor Cover for 9" Wide Wardrobe	9" Wide Wardrobe				DT3FM9	71.
						
Floor Cover for 15" Wide Wardrobe	15" Wide Wardrobe				DT3FM15	86.
						

Specification Information

All towers with a 9" or 15" wardrobe are shipped with one coat hook installed at the factory. Coat rods are available as an accessory item and be placed within a 9" or 15" wardrobe or used within a 24" or 30" tower.

Application Notes

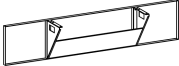
Drop Down coat hooks should be used when a wardrobe is not present. Drop Down coat hooks permit the hanging of coats and jackets within single door or double door towers. Floor Covers are designed for use within 9" and 15" wardrobes only.

Note: Consider combining a Drop Down coat hook with half depth shelves within a single door or double door tower to gain additional functionality from the cupboard area of the tower.

Dividends Horizon

Universal Modesty Panel, steel

10"h

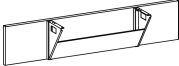
description	w	d	h	pattern no.	P1	P2	P3
<div> <div>10"h Universal modesty panel</div> <div>Under worksurface mount</div> <div>  </div> </div>	24"	1"	10"	D1PS1024S	\$271.	\$305.	\$318.
	30"	1"	10"	D1PS1030S	280.	316.	326.
	36"	1"	10"	D1PS1036S	282.	318.	331.
	42"	1"	10"	D1PS1042S	286.	323.	335.
	48"	1"	10"	D1PS1048S	296.	334.	346.
	54"	1"	10"	D1PS1054S	316.	355.	369.
	60"	1"	10"	D1PS1060S	341.	386.	404.

Order Code	Specification Information	Application Notes
Example:	Pricing listed is for textured paint.	Modesty panel attaches to underside of any standard worksurface.
	Add \$35 to the list prices above for smooth paint finish option.	Modesty panels are actual width.
		Cantilevers are color matched and each include a knockout with cover to provide horizontal management of cables.
		Wire Management Trough Each screen includes a steel trough that sits between the cantilevers to support and/or conceal excess wires.

Dividends Horizon

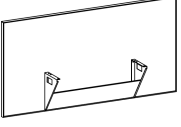
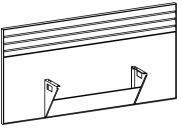
Universal Modesty Panel, fabric

10"h

description	w	d	h	pattern no.	10	15	20	25	30	35	40	45
10"h Universal modesty panel Under worksurface mount 	24"	1"	10"	D1PS1024F	\$467.	\$481.	\$500.	\$510.	\$526.	\$533.	\$540.	\$554.
	30"	1"	10"	D1PS1030F	478.	491.	515.	523.	535.	543.	551.	566.
	36"	1"	10"	D1PS1036F	492.	503.	530.	537.	550.	560.	571.	583.
	42"	1"	10"	D1PS1042F	502.	520.	540.	550.	566.	576.	584.	598.
	48"	1"	10"	D1PS1048F	520.	533.	556.	566.	581.	589.	601.	614.
	54"	1"	10"	D1PS1054F	522.	535.	559.	570.	583.	591.	603.	618.
	60"	1"	10"	D1PS1060F	573.	586.	614.	624.	642.	650.	662.	678.

Order Code	Specification Information	Application Notes
Example:		Modesty panel attaches to underside of any standard worksurface.
		Modesty panels are actual width.
		Cantilevers are color matched and each include a knockout with cover to provide horizontal management of cables.
		Wire Management Trough Each screen includes a steel trough that sits between the cantilevers to support and/or conceal excess wires.

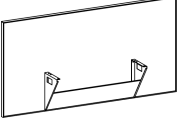
Universal Privacy Screen, fabric and fabric w/7" slatwall
42" h horizon with 10" modesty

description	w	d	h	pattern no.	10	15	20	25	30	35	40	45
Universal privacy screen, fabric 42" h horizon with 10" modesty 	24"	1"	24 1/2"	D1PS4224F	\$545.	\$561.	\$587.	\$598.	\$614.	\$624.	\$634.	\$650.
	30"	1"	24 1/2"	D1PS4230F	565.	581.	608.	619.	634.	646.	657.	672.
	36"	1"	24 1/2"	D1PS4236F	598.	615.	644.	656.	672.	684.	696.	711.
	42"	1"	24 1/2"	D1PS4242F	606.	623.	654.	664.	682.	695.	705.	724.
	48"	1"	24 1/2"	D1PS4248F	621.	641.	668.	682.	700.	710.	722.	740.
	54"	1"	24 1/2"	D1PS4254F	638.	655.	685.	699.	714.	729.	739.	757.
	60"	1"	24 1/2"	D1PS4260F	655.	672.	705.	715.	737.	750.	762.	781.
Universal privacy screen, fabric w/7" slatwall 42" h horizon with 10" modesty 	24"	1"	24 1/2"	D1PS4224W1	662.	682.	711.	727.	744.	757.	770.	790.
	30"	1"	24 1/2"	D1PS4230W1	727.	748.	783.	795.	817.	831.	846.	867.
	36"	1"	24 1/2"	D1PS4236W1	772.	794.	832.	848.	870.	886.	899.	924.
	42"	1"	24 1/2"	D1PS4242W1	829.	854.	895.	911.	935.	951.	967.	993.
	48"	1"	24 1/2"	D1PS4248W1	859.	886.	928.	943.	956.	985.	1,001.	1,026.
	54"	1"	24 1/2"	D1PS4254W1	957.	985.	1,031.	1,052.	1,079.	1,096.	1,116.	1,143.
	60"	1"	24 1/2"	D1PS4260W1	993.	1,021.	1,069.	1,089.	1,117.	1,137.	1,156.	1,184.

Order Code	Specification Information	Application Notes
Example:	Pricing listed is for textured paint.	Privacy screen attaches to underside of any standard worksurface.
	Add \$35 to the list prices above for smooth paint finish option.	Privacy screens are actual width.
	Slatwall color matches screen back color.	Cantilevers are color matched and each include a knockout with cover to provide horizontal management of cables.
		42" horizon screen provides approximately 13 1/4" of privacy above worksurface height and 10" of modesty coverage below worksurface height.
		Wire Management Trough Each screen includes a steel trough that sits between the cantilevers to support and/or conceal excess wires.

Dividends Horizon
Universal Privacy Screen, steel
42" h horizon with 10" modesty

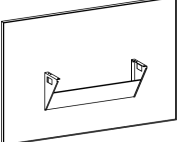
Series 2 Storage

description	w	d	h	pattern no.	P1	P2	P3
Universal privacy screen, steel 42" h horizon with 10" modesty 	24"	1"	24 1/2"	D1PS4224S	\$586.	\$671.	\$701.
	30"	1"	24 1/2"	D1PS4230S	599.	685.	713.
	36"	1"	24 1/2"	D1PS4236S	620.	709.	739.
	42"	1"	24 1/2"	D1PS4242S	628.	719.	750.
	48"	1"	24 1/2"	D1PS4248S	670.	767.	800.
	54"	1"	24 1/2"	D1PS4254S	703.	803.	838.
	60"	1"	24 1/2"	D1PS4260S	764.	874.	911.

Order Code	Specification Information	Application Notes
Example:	Pricing listed is for textured paint.	Privacy screen attaches to underside of any standard worksurface.
	Add \$35 to the list prices above for smooth paint finish option.	Privacy screens are actual width.
	Steel insert color matches screen back color.	Cantilevers are color matched and each include a knockout with cover to provide horizontal management of cables.
		42" horizon screen provides approximately 13 1/4" of privacy above worksurface height and 10" of modesty coverage below worksurface height.
		Wire Management Trough Each screen includes a steel trough that sits between the cantilevers to support and/or conceal excess wires.

Dividends Horizon
Universal Privacy Screen, steel
42" h horizon with 17" modesty

Series 2 Storage

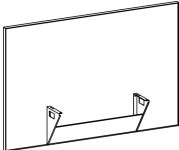
description	w	d	h	pattern no.	P1	P2	P3
Universal privacy screen, steel 42" h horizon with 17" modesty 	24"	1"	31 7/8"	D1PS42T24S	\$606.	\$695.	\$724.
	30"	1"	31 7/8"	D1PS42T30S	624.	713.	745.
	36"	1"	31 7/8"	D1PS42T36S	657.	752.	783.
	42"	1"	31 7/8"	D1PS42T42S	674.	772.	807.
	48"	1"	31 7/8"	D1PS42T48S	700.	800.	832.
	54"	1"	31 7/8"	D1PS42T54S	731.	838.	872.
	60"	1"	31 7/8"	D1PS42T60S	795.	912.	951.

Order Code	Specification Information	Application Notes
Example:	Pricing listed is for textured paint.	Privacy screen attaches to underside of any standard worksurface.
	Add \$35 to the list prices above for smooth paint finish option.	Privacy screens are actual width.
	Steel insert color matches screen back color.	Cantilevers are color matched and each include a knockout with cover to provide horizontal management of cables.
		42" horizon screen provides approximately 13 1/4" of privacy above worksurface height and 17" of modesty coverage below worksurface height.
		Wire Management Trough Each screen includes a steel trough that sits between the cantilevers to support and/or conceal excess wires.

Dividends Horizon

Universal Privacy Screen, steel

50" h horizon with 10" modesty

description	w	d	h	pattern no.	P1	P2	P3
<div> <div>Universal privacy screen, steel</div> <div>50" h horizon with 10" modesty</div> <div>  </div> </div>	24"	1"	31 7/8"	D1PS5024S	\$606.	\$695.	\$724.
	30"	1"	31 7/8"	D1PS5030S	624.	713.	745.
	36"	1"	31 7/8"	D1PS5036S	657.	752.	783.
	42"	1"	31 7/8"	D1PS5042S	674.	772.	807.
	48"	1"	31 7/8"	D1PS5048S	700.	800.	832.
	54"	1"	31 7/8"	D1PS5054S	731.	838.	872.
	60"	1"	31 7/8"	D1PS5060S	795.	912.	951.

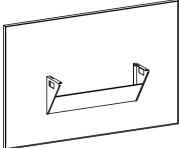
Order Code	Specification Information	Application Notes
Example:	Pricing listed is for textured paint.	Privacy screen attaches to underside of any standard worksurface.
	Add \$35 to the list prices above for smooth paint finish option.	Privacy screens are actual width.
	Steel insert color matches screen back color.	Cantilevers are color matched and each include a knockout with cover to provide horizontal management of cables.
		50" horizon screen provides approximately 17 1/2" of privacy above worksurface height and 10" of modesty coverage below worksurface height.
		Wire Management Trough Each screen includes a steel trough that sits between the cantilevers to support and/or conceal excess wires.

Dividends Horizon

Universal Privacy Screen, fabric

42" h horizon with 17" modesty

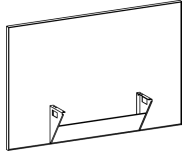
Series 2 Storage

description	w	d	h	pattern no.	10	15	20	25	30	35	40	45
<div>Universal privacy screen, fabric</div> <div>42" h horizon with 17" modesty</div> 	24"	1"	31 7/8"	D1PS42T24F	\$574.	\$587.	\$617.	\$627.	\$644.	\$655.	\$665.	\$682.
	30"	1"	31 7/8"	D1PS42T30F	588.	606.	634.	646.	663.	673.	685.	703.
	36"	1"	31 7/8"	D1PS42T36F	638.	655.	685.	699.	714.	729.	739.	757.
	42"	1"	31 7/8"	D1PS42T42F	649.	667.	701.	711.	731.	742.	755.	774.
	48"	1"	31 7/8"	D1PS42T48F	667.	689.	720.	732.	752.	764.	779.	796.
	54"	1"	31 7/8"	D1PS42T54F	687.	706.	739.	753.	772.	786.	797.	820.
	60"	1"	31 7/8"	D1PS42T60F	707.	729.	762.	778.	795.	810.	823.	845.

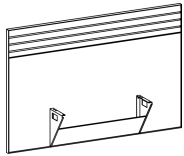
Order Code	Speciication Information	Application Notes
Example:	Pricing listed is for textured paint.	Privacy screen attaches to underside of any standard worksurface.
	Add \$35 to the list prices above for smooth paint finish option.	Privacy screens are actual width.
		Cantilevers are color matched and each include a knockout with cover to provide horizontal management of cables.
		42" horizon screen provides approximately 13 3/4" of privacy above worksurface height and 17" of modesty coverage below worksurface height.
		Wire Management Trough Each screen includes a steel trough that sits between the cantilevers to support and/or conceal excess wires.

Universal Privacy Screen, fabric and fabric w/7" or 14" slatwall
50"h horizon with 10" modesty

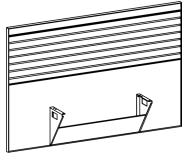
description	w	d	h	pattern no.	10	15	20	25	30	35	40	45
Universal privacy screen, fabric 50"h horizon with 10" modesty	24"	1"	31 ⁷ / ₈ "	D1PS5024F	\$574.	\$587.	\$617.	\$627.	\$644.	\$655.	\$665.	\$682.
	30"	1"	31 ⁷ / ₈ "	D1PS5030F	588.	606.	634.	646.	663.	673.	685.	703.
	36"	1"	31 ⁷ / ₈ "	D1PS5036F	638.	655.	685.	699.	714.	729.	739.	757.
	42"	1"	31 ⁷ / ₈ "	D1PS5042F	649.	667.	701.	711.	731.	742.	755.	774.
	48"	1"	31 ⁷ / ₈ "	D1PS5048F	667.	689.	720.	732.	752.	764.	779.	796.
	54"	1"	31 ⁷ / ₈ "	D1PS5054F	687.	706.	739.	753.	772.	786.	797.	820.
	60"	1"	31 ⁷ / ₈ "	D1PS5060F	707.	729.	762.	778.	795.	810.	823.	845.



Universal privacy screen, fabric w/7" slatwall 50"h horizon with 10" modesty	24"	1"	31 ⁷ / ₈ "	D1PS5024W1	689.	707.	740.	754.	773.	787.	801.	821.
	30"	1"	31 ⁷ / ₈ "	D1PS5030W1	754.	778.	813.	826.	849.	863.	878.	901.
	36"	1"	31 ⁷ / ₈ "	D1PS5036W1	811.	834.	873.	890.	912.	930.	946.	969.
	42"	1"	31 ⁷ / ₈ "	D1PS5042W1	873.	899.	941.	958.	983.	1,001.	1,018.	1,042.
	48"	1"	31 ⁷ / ₈ "	D1PS5048W1	907.	934.	976.	996.	1,021.	1,038.	1,057.	1,082.
	54"	1"	31 ⁷ / ₈ "	D1PS5054W1	1,009.	1,037.	1,088.	1,108.	1,137.	1,156.	1,177.	1,204.
	60"	1"	31 ⁷ / ₈ "	D1PS5060W1	1,048.	1,077.	1,126.	1,146.	1,179.	1,199.	1,220.	1,249.



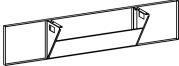
Universal privacy screen, fabric w/14" slatwall 50"h horizon with 10" modesty	24"	1"	31 ⁷ / ₈ "	D1PS5024W2	814.	837.	875.	892.	914.	932.	948.	971.
	30"	1"	31 ⁷ / ₈ "	D1PS5030W2	927.	953.	998.	1,016.	1,041.	1,061.	1,078.	1,106.
	36"	1"	31 ⁷ / ₈ "	D1PS5036W2	989.	1,017.	1,065.	1,083.	1,114.	1,133.	1,150.	1,181.
	42"	1"	31 ⁷ / ₈ "	D1PS5042W2	1,095.	1,130.	1,182.	1,202.	1,234.	1,258.	1,277.	1,310.
	48"	1"	31 ⁷ / ₈ "	D1PS5048W2	1,142.	1,177.	1,232.	1,256.	1,288.	1,310.	1,335.	1,367.
	54"	1"	31 ⁷ / ₈ "	D1PS5054W2	1,326.	1,367.	1,433.	1,458.	1,498.	1,523.	1,549.	1,589.
	60"	1"	31 ⁷ / ₈ "	D1PS5060W2	1,380.	1,422.	1,487.	1,514.	1,555.	1,584.	1,609.	1,650.



Order Code	Specification Information	Application Notes
Example:	Pricing listed is for textured paint.	Privacy screen attaches to underside of any standard worksurface.
	Add \$35 to the list prices above for smooth paint finish option.	Privacy screens are actual width.
	Slatwall color matches screen back color.	Cantilevers are color matched and each include a knockout with cover to provide horizontal management of cables.
		50" horizon screen provides approximately 17 ¹ / ₂ " of privacy above worksurface height and 10" of modesty coverage below worksurface height.
		Wire Management Trough Each screen includes a steel trough that sits between the cantilevers to support and/or conceal excess wires.

Template
 Universal Modesty Panel, steel
 10"h

Series 2 Storage

description	w	d	h	pattern no.	P1	P2	P3
10"h Universal modesty panel Under worksurface mount 	24"	1"	10"	B1PS1024S	\$271.	\$305.	\$318.
	30"	1"	10"	B1PS1030S	280.	316.	326.
	36"	1"	10"	B1PS1036S	282.	318.	331.
	42"	1"	10"	B1PS1042S	286.	323.	335.
	48"	1"	10"	B1PS1048S	296.	334.	346.
	54"	1"	10"	B1PS1054S	316.	355.	369.
	60"	1"	10"	B1PS1060S	341.	386.	404.

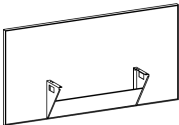
Order Code	Specification Information	Application Notes	
Example:	Pricing listed is for textured paint.	Modesty panel attaches to underside of any standard worksurface.	Wire Management Trough Each screen includes a steel trough that sits between the cantilevers to support and/or conceal excess wires.
	Add \$35 to the list prices above for smooth paint finish option.	Modesty panels are actual width.	
		Cantilevers are color matched and each include a knockout with cover to provide horizontal management of cables.	

A diagram of a cantilever beam fixed at the left end and free at the right end. A horizontal force is applied at the free end, pointing to the right.

Example:

Template
Universal Privacy Screen, steel
42" h horizon with 10" modesty

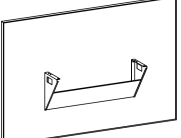
Series 2 Storage

description	w	d	h	pattern no.	P1	P2	P3
Universal privacy screen, steel 42" h horizon with 10" modesty 	24"	1"	24 1/2"	B1PS4224S	\$586.	\$671.	\$701.
	30"	1"	24 1/2"	B1PS4230S	599.	685.	713.
	36"	1"	24 1/2"	B1PS4236S	620.	709.	739.
	42"	1"	24 1/2"	B1PS4242S	628.	719.	750.
	48"	1"	24 1/2"	B1PS4248S	670.	767.	800.
	54"	1"	24 1/2"	B1PS4254S	703.	803.	838.
	60"	1"	24 1/2"	B1PS4260S	764.	874.	911.

Order Code	Specification Information	Application Notes
Example:	Pricing listed is for textured paint.	Privacy screen attaches to underside of any standard worksurface.
	Add \$35 to the list prices above for smooth paint finish option.	Privacy screens are actual width.
	Steel insert color matches screen back color.	Cantilevers are color matched and each include a knockout with cover to provide horizontal management of cables.
		42" horizon screen provides approximately 13 1/4" of privacy above worksurface height and 10" of modesty coverage below worksurface height.
		Wire Management Trough Each screen includes a steel trough that sits between the cantilevers to support and/or conceal excess wires.

Template
Universal Privacy Screen, steel
42" h horizon with 17" modesty

Series 2 Storage

description	w	d	h	pattern no.	P1	P2	P3
Universal privacy screen, steel 42" h horizon with 17" modesty 	24"	1"	31 7/8"	B1PS42T24S	\$606.	\$695.	\$724.
	30"	1"	31 7/8"	B1PS42T30S	624.	713.	745.
	36"	1"	31 7/8"	B1PS42T36S	657.	752.	783.
	42"	1"	31 7/8"	B1PS42T42S	674.	772.	807.
	48"	1"	31 7/8"	B1PS42T48S	700.	800.	832.
	54"	1"	31 7/8"	B1PS42T54S	731.	838.	872.
	60"	1"	31 7/8"	B1PS42T60S	795.	912.	951.

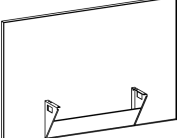
Order Code	Specification Information	Application Notes	
Example:	Pricing listed is for textured paint.	Privacy screen attaches to underside of any standard worksurface.	Wire Management Trough Each screen includes a steel trough that sits between the cantilevers to support and/or conceal excess wires.
	Add \$35 to the list prices above for smooth paint finish option.	Privacy screens are actual width.	
	Steel insert color matches screen back color.	Cantilevers are color matched and each include a knockout with cover to provide horizontal management of cables.	
		42" horizon screen provides approximately 13 1/4" of privacy above worksurface height and 17" of modesty coverage below worksurface height.	

Template

Universal Privacy Screen, steel

50"h horizon with 10" modesty

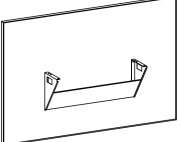
Series 2 Storage

description	w	d	h	pattern no.	P1	P2	P3
Universal privacy screen, steel 50"h horizon with 10" modesty 	24"	1"	31 ⁷ / ₈ "	B1PS5024S	\$606.	\$695.	\$724.
	30"	1"	31 ⁷ / ₈ "	B1PS5030S	624.	713.	745.
	36"	1"	31 ⁷ / ₈ "	B1PS5036S	657.	752.	783.
	42"	1"	31 ⁷ / ₈ "	B1PS5042S	674.	772.	807.
	48"	1"	31 ⁷ / ₈ "	B1PS5048S	700.	800.	832.
	54"	1"	31 ⁷ / ₈ "	B1PS5054S	731.	838.	872.
	60"	1"	31 ⁷ / ₈ "	B1PS5060S	795.	912.	951.

Order Code	Specification Information	Application Notes
Example:	Pricing listed is for textured paint.	Privacy screen attaches to underside of any standard worksurface.
	Add \$35 to the list prices above for smooth paint finish option.	Privacy screens are actual width.
	Steel insert color matches screen back color.	Cantilevers are color matched and each include a knockout with cover to provide horizontal management of cables.
		50" horizon screen provides approximately 17 ¹ / ₂ " of privacy above worksurface height and 10" of modesty coverage below worksurface height.
		Wire Management Trough Each screen includes a steel trough that sits between the cantilevers to support and/or conceal excess wires.

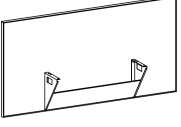
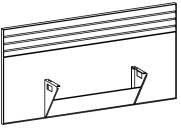
Template
Universal Privacy Screen, fabric
42" h horizon with 17" modesty

Series 2 Storage

description	w	d	h	pattern no.	10	15	20	25	30	35	40	45
Universal privacy screen, fabric 42" h horizon with 17" modesty 	24"	1"	31 7/8"	B1PS42T24F	\$574.	\$587.	\$617.	\$627.	\$644.	\$655.	\$665.	\$682.
	30"	1"	31 7/8"	B1PS42T30F	588.	606.	634.	646.	663.	673.	685.	703.
	36"	1"	31 7/8"	B1PS42T36F	638.	655.	685.	699.	714.	729.	739.	757.
	42"	1"	31 7/8"	B1PS42T42F	649.	667.	701.	711.	731.	742.	755.	774.
	48"	1"	31 7/8"	B1PS42T48F	667.	689.	720.	732.	752.	764.	779.	796.
	54"	1"	31 7/8"	B1PS42T54F	687.	706.	739.	753.	772.	786.	797.	820.
	60"	1"	31 7/8"	B1PS42T60F	707.	729.	762.	778.	795.	810.	823.	845.

Order Code	Specification Information	Application Notes
Example:	Pricing listed is for textured paint.	Privacy screen attaches to underside of any standard worksurface.
	Add \$35 to the list prices above for smooth paint finish option.	Privacy screens are actual width.
		Cantilevers are color matched and each include a knockout with cover to provide horizontal management of cables.
		42" horizon screen provides approximately 13 3/4" of privacy above worksurface height and 17" of modesty coverage below worksurface height.
		Wire Management Trough Each screen includes a steel trough that sits between the cantilevers to support and/or conceal excess wires.

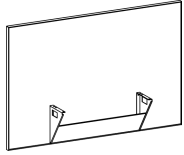
*Universal Privacy Screen, fabric and fabric w/7" or 14" slatwall
42" h horizon with 10" modesty*

description	w	d	h	pattern no.	10	15	20	25	30	35	40	45
Universal privacy screen, fabric 42" h horizon with 10" modesty 	24"	1"	24 1/2"	B1PS4224F	\$545.	\$561.	\$587.	\$598.	\$614.	\$624.	\$634.	\$650.
	30"	1"	24 1/2"	B1PS4230F	565.	581.	608.	619.	634.	646.	657.	672.
	36"	1"	24 1/2"	B1PS4236F	598.	615.	644.	656.	672.	684.	696.	711.
	42"	1"	24 1/2"	B1PS4242F	606.	623.	654.	664.	682.	695.	705.	724.
	48"	1"	24 1/2"	B1PS4248F	621.	641.	668.	682.	700.	710.	722.	740.
	54"	1"	24 1/2"	B1PS4254F	638.	655.	685.	699.	714.	729.	739.	757.
	60"	1"	24 1/2"	B1PS4260F	655.	672.	705.	715.	737.	750.	762.	781.
Universal privacy screen, fabric w/7" slatwall 42" h horizon with 10" modesty 	24"	1"	24 1/2"	B1PS4224W1	662.	682.	711.	727.	744.	757.	770.	790.
	30"	1"	24 1/2"	B1PS4230W1	727.	748.	783.	795.	817.	831.	846.	867.
	36"	1"	24 1/2"	B1PS4236W1	772.	794.	832.	848.	870.	886.	899.	924.
	42"	1"	24 1/2"	B1PS4242W1	829.	854.	895.	911.	935.	951.	967.	993.
	48"	1"	24 1/2"	B1PS4248W1	859.	886.	928.	943.	956.	985.	1,001.	1,026.
	54"	1"	24 1/2"	B1PS4254W1	957.	985.	1,031.	1,052.	1,079.	1,096.	1,116.	1,143.
	60"	1"	24 1/2"	B1PS4260W1	993.	1,021.	1,069.	1,089.	1,117.	1,137.	1,156.	1,184.

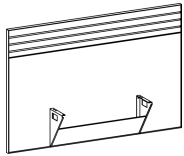
Order Code	Specification Information	Application Notes
Example:	Pricing listed is for textured paint.	Privacy screen attaches to underside of any standard worksurface.
	Add \$35 to the list prices above for smooth paint finish option.	Privacy screens are actual width.
	Slatwall color matches screen back color.	Cantilevers are color matched and each include a knockout with cover to provide horizontal management of cables.
		42" horizon screen provides approximately 13 1/4" of privacy above worksurface height and 10" of modesty coverage below worksurface height.
		Wire Management Trough Each screen includes a steel trough that sits between the cantilevers to support and/or conceal excess wires.

Universal Privacy Screen, fabric and fabric w/7" or 14" slatwall
50"h horizon with 10" modesty

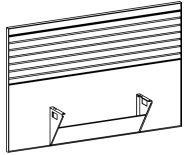
description	w	d	h	pattern no.	10	15	20	25	30	35	40	45
Universal privacy screen, fabric 50"h horizon with 10" modesty	24"	1"	31 ⁷ / ₈ "	B1PS5024F	\$574.	\$587.	\$617.	\$627.	\$644.	\$655.	\$665.	\$682.
	30"	1"	31 ⁷ / ₈ "	B1PS5030F	588.	606.	634.	646.	663.	673.	685.	703.
	36"	1"	31 ⁷ / ₈ "	B1PS5036F	638.	655.	685.	699.	714.	729.	739.	757.
	42"	1"	31 ⁷ / ₈ "	B1PS5042F	649.	667.	701.	711.	731.	742.	755.	774.
	48"	1"	31 ⁷ / ₈ "	B1PS5048F	667.	689.	720.	732.	752.	764.	779.	796.
	54"	1"	31 ⁷ / ₈ "	B1PS5054F	687.	706.	739.	753.	772.	786.	797.	820.
	60"	1"	31 ⁷ / ₈ "	B1PS5060F	707.	729.	762.	777.	795.	810.	823.	845.



Universal privacy screen, fabric w/7" slatwall 50"h horizon with 10" modesty	24"	1"	31 ⁷ / ₈ "	B1PS5024W1	689.	707.	740.	754.	773.	787.	801.	821.
	30"	1"	31 ⁷ / ₈ "	B1PS5030W1	754.	778.	813.	826.	849.	863.	878.	901.
	36"	1"	31 ⁷ / ₈ "	B1PS5036W1	811.	834.	873.	890.	912.	930.	946.	969.
	42"	1"	31 ⁷ / ₈ "	B1PS5042W1	873.	899.	941.	958.	983.	1,001.	1,018.	1,042.
	48"	1"	31 ⁷ / ₈ "	B1PS5048W1	907.	934.	976.	996.	1,021.	1,038.	1,057.	1,082.
	54"	1"	31 ⁷ / ₈ "	B1PS5054W1	1,009.	1,037.	1,088.	1,108.	1,137.	1,156.	1,177.	1,204.
	60"	1"	31 ⁷ / ₈ "	B1PS5060W1	1,048.	1,077.	1,126.	1,146.	1,179.	1,199.	1,220.	1,249.



Universal privacy screen, fabric w/14" slatwall 50"h horizon with 10" modesty	24"	1"	31 ⁷ / ₈ "	B1PS5024W2	814.	837.	875.	892.	914.	932.	948.	971.
	30"	1"	31 ⁷ / ₈ "	B1PS5030W2	927.	953.	998.	1,016.	1,041.	1,061.	1,078.	1,106.
	36"	1"	31 ⁷ / ₈ "	B1PS5036W2	989.	1,017.	1,065.	1,083.	1,114.	1,133.	1,150.	1,181.
	42"	1"	31 ⁷ / ₈ "	B1PS5042W2	1,095.	1,130.	1,182.	1,202.	1,234.	1,258.	1,277.	1,310.
	48"	1"	31 ⁷ / ₈ "	B1PS5048W2	1,142.	1,177.	1,232.	1,256.	1,288.	1,310.	1,335.	1,367.
	54"	1"	31 ⁷ / ₈ "	B1PS5054W2	1,326.	1,367.	1,433.	1,458.	1,498.	1,523.	1,549.	1,589.
	60"	1"	31 ⁷ / ₈ "	B1PS5060W2	1,380.	1,422.	1,487.	1,514.	1,555.	1,584.	1,609.	1,650.



Order Code	Specification Information	Application Notes
Example:	Pricing listed is for textured paint.	Privacy screen attaches to underside of any standard worksurface.
	Add \$35 to the list prices above for smooth paint finish option.	Privacy screens are actual width.
	Slatwall color matches screen back color.	Cantilevers are color matched and each include a knockout with cover to provide horizontal management of cables.
		50" horizon screen provides approximately 17 ¹ / ₂ " of privacy above worksurface height and 10" of modesty coverage below worksurface height.
		Wire Management Trough Each screen includes a steel trough that sits between the cantilevers to support and/or conceal excess wires.

Wall Mounting Suggestions

The following information is provided only as a guide, and represents minimum recommendations only. Knoll does not accept responsibility for the attachment of any Knoll product to a Customer's site wall. Wall specification/construction is the responsibility of the Customer and its structural engineer/architect. Failure to properly attach Knoll products to adequate wall structures can lead to property damage and/or personal injury.

You should consult your own structural engineers and/or architects and must not rely on the information provided herein.

It is the responsibility of the Customer and its structural engineers/architects to verify that the permanent structural walls (studs, blocks, solid masonry, etc.) on which the Knoll products are intended to be mounted are designed appropriately to support the product weight, PLUS 3 lbs. per linear inch for each useable shelf length

NOTE: A cabinet's top is considered a "useable shelf" and MUST be included in the calculation of the total load for an overhead cabinet.

It is the responsibility of the Customer and its structural engineer/architects to specify the fasteners and method for attaching the Knoll supplied wall mounting cleat, bracket, frame, etc. to the supporting wall and to confirm that the installers have adhered to these specifications. For all local building standards and codes, and additional requirements (including, but not limited to, seismic conditions) the Customer should always consult local code agencies.

		EXISTING CONSTRUCTION				
	NEW CONSTRUCTION	Cinder Block or Poured Concrete Masonry Wall	Wood Stud Wall, the studs being FULL HEIGHT to the roof/floor above	Wood Stud Wall, the studs being only Ceiling Height	Steel Stud Wall, the studs being FULL HEIGHT to the roof/floor above	Steel Stud Wall, the studs being only Ceiling Height
Stud Specification	Wood studs, grade #2 or better, 3 1/2" minimum width, OR Metal studs, minimum 25 gage thickness, 3 5/8" minimum width	The wall must be a minimum of 6" thick, and must be full height to the roof/ floor structure above	Wood studs must be Grade #2, or better, 3 1/2" minimum width	Wood studs must be Grade #2, or better, 3 1/2" minimum width	Metal studs must be minimum 25 gage thickness, 3 5/8" minimum width	Metal studs must be minimum 25 gage thickness, 3 5/8" minimum width
Stud Centers	Metal and wood studs must be spaced at 16" c/c maximum	N/A	Wood studs must be spaced at 16" c/c maximum	Wood studs must be spaced at 16" c/c maximum	Metal studs must be spaced at 16" c/c maximum	Metal studs must be spaced at 16" c/c maximum
Stud Height	Metal and wood studs must extend upwards, and be securely attached to the roof/ floor structure above			Wood studs must be braced above the ceiling, and be securely attached to the roof/floor structure above Affix #2 grade 'cap' across the top of the studs, then place diagonal studs from the top cap up to underside of the roof/ floor structure above		Metal studs must be braced above the ceiling, and be securely attached to the roof/floor structure above Affix metal bracing 'cap' across the top of the studs, then place diagonal studs from the top cap up to underside of the roof / floor structure above
Mounting the Knoll Supplied Cleat, Bracket, Frame, etc*	Insert a 2" X 6" wood block, #2 grade or better, [or a Danback™ flexible wood backing system] horizontally between each of the studs to accommodate the full width of the cabinet, and beyond to the next stud. Fasten the wood block to each stud using three screws at the ends of each block. (Fasten the Danback™ as directed by the manufacturer) Fasten the Knoll supplied wall mounting cleat, bracket, frame, etc directly to each wood block every 6" For wall mounting structures that have a rectangular frame-like configuration: fasten the top horizontal element of the frame to the wood blocking every 6", and fasten the lower horizontal element to each wall stud, using one fastener per stud.	Fasten the Knoll supplied cabinet wall mounting cleat, bracket, frame, etc. directly to the masonry wall every 6" For wall mounting structures that have a rectangular frame-like configuration: fasten the top horizontal element of the frame to the wall every 6", and fasten the lower horizontal element to the wall every 16" Replace the drywall and repair as desired. Fasten the Knoll supplied wall mounting cleat, rail, frame, etc directly to the wood block every 6" For wall mounting structures that have a rectangular frame-like configuration: fasten the top horizontal element of the frame to the wood blocking every 6", and fasten the lower horizontal element to each wall stud, using one fastener per stud.	In the desired location of the cabinet mounting rail, remove an 8" high section of drywall the width of the cabinet, and beyond to the next stud. Insert a 2" X 6" wood block, #2 grade or better, horizontally between each of the exposed studs. Fasten the wood block to each stud using three screws at the ends of each block. Replace the drywall and repair as desired. Fasten the Knoll supplied wall mounting cleat, rail, frame, etc directly to the wood block every 6" For wall mounting structures that have a rectangular frame-like configuration: fasten the top horizontal element of the frame to the wood blocking every 6", and fasten the lower horizontal element to each wall stud, using one fastener per stud.	In the desired location of the cabinet mounting rail, remove an 8" high section of drywall the width of the cabinet, and beyond to the next stud. Insert a 2" X 6" wood block, #2 grade or better, horizontally between each of the exposed studs. Fasten the wood block to each stud using three screws at the ends of each block. Replace the drywall and repair as desired. Fasten the Knoll supplied wall mounting cleat, rail, frame, etc directly to the wood block every 6" For wall mounting structures that have a rectangular frame-like configuration: fasten the top horizontal element of the frame to the wood blocking every 6", and fasten the lower horizontal element to each wall stud, using one fastener per stud.	In the desired location of the cabinet mounting rail, remove an 8" high section of drywall the width of the cabinet, and beyond to the next stud. Insert a 2" X 6" wood block, #2 grade or better, [or a Danback™ flexible wood backing system] horizontally between each of the exposed studs. Fasten the wood block to each stud using three screws at the ends of each block. Replace the drywall and repair as desired. Fasten the Knoll supplied wall mounting cleat, rail, frame, etc directly to the wood block every 6" For wall mounting structures that have a rectangular frame-like configuration: fasten the top horizontal element of the frame to the wood blocking every 6", and fasten the lower horizontal element to each wall stud, using one fastener per stud.	In the desired location of the cabinet mounting rail, remove an 8" high section of drywall the width of the cabinet, and beyond to the next stud. Insert a 2" X 6" wood block, #2 grade or better, [or a Danback™ flexible wood backing system] horizontally between each of the exposed studs. Fasten the wood block to each stud using three screws at the ends of each block. Replace the drywall and repair as desired. Fasten the Knoll supplied wall mounting cleat, rail, frame, etc directly to the wood block every 6" For wall mounting structures that have a rectangular frame-like configuration: fasten the top horizontal element of the frame to the wood blocking every 6", and fasten the lower horizontal element to each wall stud, using one fastener per stud.
*Graham Wall Hung Shelf	The Graham Wall Hung Shelf Bracket (and others like it) requires full support behind the full height of the bracket This should be accomplished by insertion of additional 2"X 6" wood blocking between the studs as defined above	Fasten the Knoll supplied wall mounting brackets directly to the masonry wall, using the holes provided in each bracket	The Graham Wall Hung Shelf Bracket (and others like it) requires full support behind the full height of the bracket This should be accomplished by insertion of additional 2"X 6" wood blocking between the studs as defined above	The Graham Wall Hung Shelf Bracket (and others like it) requires full support behind the full height of the bracket This should be accomplished by insertion of additional 2"X 6" wood blocking between the studs as defined above	The Graham Wall Hung Shelf Bracket (and others like it) requires full support behind the full height of the bracket This should be accomplished by insertion of additional 2"X 6" wood blocking between the studs as defined above	The Graham Wall Hung Shelf Bracket (and others like it) requires full support behind the full height of the bracket This should be accomplished by insertion of additional 2"X 6" wood blocking between the studs as defined above
Fasten the Knoll supplied wall cleat with...	#10 x 2 1/2" Grabber Woodys Screws or equiv. @ 6" c/c, screwed directly into the wood blocking	3/16" x 3 1/2" Tapcon Masonry Screws or equiv. @ 6" c/c with 1-1/4" embedment, screwed directly into the masonry wall	#10 x 2 1/2" Grabber Woodys Screws or equiv. @ 6" c/c, screwed directly into the wood blocking	#10 x 2 1/2" Grabber Woodys Screws or equiv. @ 6" c/c, screwed directly into the wood blocking	#10 x 2 1/2" Grabber Woodys Screws or equiv. @ 6" c/c, screwed directly into the wood blocking	#10 x 2 1/2" Grabber Woodys Screws or equiv. @ 6" c/c, screwed directly into the wood blocking

Alpha-Numeric Index

<i>pattern no.</i>	<i>page</i>	<i>pattern no.</i>	<i>page</i>	<i>pattern no.</i>	<i>page</i>	<i>pattern no.</i>	<i>page</i>
B1PS1024F	250	B1PS5042F	256	BS2C2266B30036LL	146	BT3D5730WLS	183
B1PS1024S	249	B1PS5042S	253	BS2C2266B30036LS	146	BT3D5730W WL(L/V)	131
B1PS1030F	250	B1PS5042W1	256	BS2C2266B36B30LL	145	BT3D5730W WLS	183
B1PS1030S	249	B1PS5042W2	256	BS2C2266B36B30LS	145	BT3D6424WL(L/V)	122
B1PS1036F	250	B1PS5048F	256	BS2C2266B36030LL	146	BT3D6424WLS	172
B1PS1036S	249	B1PS5048S	253	BS2C2266B36030LS	146	BT3D6424W WL(L/V)	122
B1PS1042F	250	B1PS5048W1	256	BS2C2266036030	143	BT3D6424W WLS	172
B1PS1042S	249	B1PS5048W2	256	BS2C2272B36B36LL	145	BT3D6430WL(L/V)	135
B1PS1048F	250	B1PS5054F	256	BS2C2272B36B36LS	145	BT3D6430WLS	187
B1PS1048S	249	B1PS5054S	253	BS2C2272B36036LL	146	BT3D6430W WL(L/V)	135
B1PS1054F	250	B1PS5054W1	256	BS2C2272B36036LS	146	BT3D6430W WLS	187
B1PS1054S	249	B1PS5054W2	256	BS2C2272036036	143	BT3SBLH4215BBFLS	149
B1PS1060F	250	B1PS5060F	256	BS2DW180	141	BT3SBLH4215FFLS	149
B1PS1060S	249	B1PS5060S	253	BS2DW240	141	BT3SBLH5015BBFLS	152
B1PS4224F	255	B1PS5060W1	256	BS2DW30L(L/V)	108	BT3SBLH5015FFLS	152
B1PS4224S	251	B1PS5060W2	256	BS2DW30LS	141	BT3SBLH5715BBFLS	155
B1PS4224W1	255	BS2ACW3015	147	BS2DW300	141	BT3SBLH5715FFLS	155
B1PS4230F	255	BS2ACW3020	147	BS2DW36L(L/V)	108	BT3SBLH6415BBFLS	158
B1PS4230S	251	BS2ACW3025	147	BS2DW36LS	141	BT3SBLH6415FFLS	159
B1PS4230W1	255	BS2ACW3030	147	BS2DW360	141	BT3SBRH4215BBFLS	149
B1PS4236F	255	BS2ACW3035	147	BS2PFL18A(L/V)	106	BT3SBRH4215FFLS	149
B1PS4236S	251	BS2ACW3040	147	BS2PFL18A(S/L/V)	139	BT3SBRH5015BBFLS	152
B1PS4236W1	255	BS2ACW3615	147	BS2PFL18B(L/V)	106	BT3SBRH5015FFLS	152
B1PS4242F	255	BS2ACW3620	147	BS2PFL18B(S/L/V)	139	BT3SBRH5715BBFLS	155
B1PS4242S	251	BS2ACW3625	147	BS2PFL24A(L/V)	106	BT3SBRH5715FFLS	155
B1PS4242W1	255	BS2ACW3630	147	BS2PFL24A(S/L/V)	139	BT3SBRH6415BBFLS	158
B1PS4248F	255	BS2ACW3635	147	BS2PFL24B(L/V)	106	BT3SBRH6415FFLS	159
B1PS4248S	251	BS2ACW3640	147	BS2PFL24B(S/L/V)	139	BT3SLH5015BBFFL(L/V)	109
B1PS4248W1	255	BS2AGB01	148	BS2PFL30A(L/V)	106	BT3SLH5015BBFFLS	151
B1PS4254F	255	BS2AGB10	148	BS2PFL30A(S/L/V)	139	BT3SLH5015BBFL(L/V)	109
B1PS4254S	251	BS2ALX04	148	BS2PFL30B(L/V)	106	BT3SLH5015BBFLS	150
B1PS4254W1	255	BS2ALX100	148	BS2PFL30B(S/L/V)	139	BT3SLH5015FFFL(L/V)	110
B1PS4260F	255	BS2ALX20	148	BS2PML18A(L/V)	107	BT3SLH5015FFFLS	152
B1PS4260S	251	BS2C22180	142	BS2PML18AS	140	BT3SLH5015FFL(L/V)	110
B1PS4260W1	255	BS2C22240	142	BS2PML18B(L/V)	107	BT3SLH5015FFLS	151
B1PS42T24F	254	BS2C2230BLL	144	BS2PML18BS	140	BT3SLH5015LS	150
B1PS42T24S	252	BS2C2230BLS	144	BS2PML18F(L/V)	107	BT3SLH5024WL(L/V)	114
B1PS42T30F	254	BS2C22300	142	BS2PML18FS	140	BT3SLH5024WLS	162
B1PS42T30S	252	BS2C2236BLL	144	BS2PML24A(L/V)	107	BT3SLH5024W WL(L/V)	115
B1PS42T36F	254	BS2C2236BLS	144	BS2PML24AS	140	BT3SLH5024W WLS	162
B1PS42T36S	252	BS2C22360	142	BS2PML24B(L/V)	107	BT3SLH5715BBFL(L/V)	111
B1PS42T42F	254	BS2C2236018018	143	BS2PML24BS	140	BT3SLH5715BBFLS	154
B1PS42T42S	252	BS2C2242024018	143	BS2PML24F(L/V)	107	BT3SLH5715FFFL(L/V)	111
B1PS42T48F	254	BS2C2248B30018LL	146	BS2PML24FS	140	BT3SLH5715FFFLS	154
B1PS42T48S	252	BS2C2248B30018LS	146	BT3BDLH6415BBFLS	157	BT3SLH5715FFL(L/V)	111
B1PS42T54F	254	BS2C2248024024	143	BT3BDLH6415FFLS	158	BT3SLH5715FFLS	153
B1PS42T54S	252	BS2C2248030018	143	BT3BDRH6415BBFLS	157	BT3SLH5715LS	153
B1PS42T60F	254	BS2C2254B30024LL	146	BT3BDRH6415FFLS	158	BT3SLH5724WL(L/V)	118
B1PS42T60S	252	BS2C2254B30024LS	146	BT3D5024WL(L/V)	115	BT3SLH5724WLS	167
B1PS5024F	256	BS2C2254B36018LL	146	BT3D5024WLS	162	BT3SLH5724W WL(L/V)	118
B1PS5024S	253	BS2C2254B36018LS	146	BT3D5024W WL(L/V)	115	BT3SLH5724W WLS	168
B1PS5024W1	256	BS2C2254030024	143	BT3D5024W WLS	163	BT3SLH6415BBFFL(L/V)	112
B1PS5024W2	256	BS2C2254036018	143	BT3D5030WL(L/V)	127	BT3SLH6415BBFFLS	159
B1PS5030F	256	BS2C2260B30B30LL	145	BT3D5030WLS	179	BT3SLH6415BBFL(L/V)	112
B1PS5030S	253	BS2C2260B30B30LS	145	BT3D5030W WL(L/V)	127	BT3SLH6415BBFLS	156
B1PS5030W1	256	BS2C2260B30030LL	146	BT3D5030W WLS	179	BT3SLH6415FFFFL(L/V)	113
B1PS5030W2	256	BS2C2260B30030LS	146	BT3D5724WL(L/V)	118	BT3SLH6415FFFFLS	160
B1PS5036F	256	BS2C2260B36024LL	146	BT3D5724WLS	167	BT3SLH6415FFFL(L/V)	113
B1PS5036S	253	BS2C2260B36024LS	146	BT3D5724W WL(L/V)	119	BT3SLH6415FFFLS	160
B1PS5036W1	256	BS2C2260030030	143	BT3D5724W WLS	167	BT3SLH6415FFL(L/V)	113
B1PS5036W2	256	BS2C2260036024	143	BT3D5730WL(L/V)	131	BT3SLH6415FFLS	157

<i>pattern no.</i>	<i>page</i>	<i>pattern no.</i>	<i>page</i>	<i>pattern no.</i>	<i>page</i>	<i>pattern no.</i>	<i>page</i>
BT3SLH6415LS	156	BT3WSLH5024BBFFLS	164	BT3WSRH5024BBFL(L/V)	117	D1PS1030S	241
BT3SLH6424WL(L/V)	123	BT3WSLH5024BBFL(L/V)	117	BT3WSRH5024BBFLS	165	D1PS1036F	242
BT3SLH6424WLS	172	BT3WSLH5024BBFLS	165	BT3WSRH5024BBFL(L/V)	116	D1PS1036S	241
BT3SLH6424WWL(L/V)	122	BT3WSLH5024BBFL(L/V)	116	BT3WSRH5024BBFLS	165	D1PS1042F	242
BT3SLH6424WWLS	173	BT3WSLH5024BBFLS	165	BT3WSRH5024FFFL(L/V)	116	D1PS1042S	241
BT3SRH5015BBFFL(L/V)	109	BT3WSLH5024FFFL(L/V)	116	BT3WSRH5024FFFLS	166	D1PS1048F	242
BT3SRH5015BBFFLS	151	BT3WSLH5024FFFLS	166	BT3WSRH5024FFL(L/V)	117	D1PS1048S	241
BT3SRH5015BBFL(L/V)	109	BT3WSLH5024FFL(L/V)	117	BT3WSRH5024FFLS	166	D1PS1054F	242
BT3SRH5015BBFLS	150	BT3WSLH5024FFLS	166	BT3WSRH5030BBFFL(L/V)	130	D1PS1054S	241
BT3SRH5015FFFL(L/V)	110	BT3WSLH5030BBFFL(L/V)	130	BT3WSRH5030BBFFLS	180	D1PS1060F	242
BT3SRH5015FFFLS	152	BT3WSLH5030BBFFLS	180	BT3WSRH5030BBFL(L/V)	128	D1PS1060S	241
BT3SRH5015FFL(L/V)	110	BT3WSLH5030BBFL(L/V)	128	BT3WSRH5030BBFLS	180	D1PS4224F	243
BT3SRH5015FFLS	151	BT3WSLH5030BBFLS	180	BT3WSRH5030BBFL(L/V)	129	D1PS4224S	244
BT3SRH5015LS	150	BT3WSLH5030BBFL(L/V)	129	BT3WSRH5030BBFFLS	181	D1PS4224W1	243
BT3SRH5024WL(L/V)	114	BT3WSLH5030BBFFLS	181	BT3WSRH5030FFFL(L/V)	128	D1PS4230F	243
BT3SRH5024WLS	162	BT3WSLH5030FFFL(L/V)	128	BT3WSRH5030FFFLS	181	D1PS4230S	244
BT3SRH5024WWL(L/V)	115	BT3WSLH5030FFFLS	181	BT3WSRH5030FFL(L/V)	129	D1PS4230W1	243
BT3SRH5024WWLS	162	BT3WSLH5030FFL(L/V)	129	BT3WSRH5030FFLS	182	D1PS4236F	243
BT3SRH5715BBFL(L/V)	111	BT3WSLH5030FFLS	182	BT3WSRH5724BBFFL(L/V)	120	D1PS4236S	244
BT3SRH5715BBFLS	154	BT3WSLH5724BBFFL(L/V)	120	BT3WSRH5724BBFFLS	169	D1PS4236W1	243
BT3SRH5715FFFL(L/V)	111	BT3WSLH5724BBFFLS	169	BT3WSRH5724BBFL(L/V)	121	D1PS4242F	243
BT3SRH5715FFFLS	154	BT3WSLH5724BBFL(L/V)	121	BT3WSRH5724BBFLS	170	D1PS4242S	244
BT3SRH5715FFL(L/V)	111	BT3WSLH5724BBFLS	170	BT3WSRH5724BBFL(L/V)	119	D1PS4242W1	243
BT3SRH5715FFLS	153	BT3WSLH5724BBFL(L/V)	119	BT3WSRH5724BBFFLS	170	D1PS4248F	243
BT3SRH5715LS	153	BT3WSLH5724BBFFLS	170	BT3WSRH5724FFFL(L/V)	120	D1PS4248S	244
BT3SRH5724WL(L/V)	118	BT3WSLH5724FFFL(L/V)	120	BT3WSRH5724FFFLS	171	D1PS4248W1	243
BT3SRH5724WLS	167	BT3WSLH5724FFFLS	171	BT3WSRH5724FFL(L/V)	121	D1PS4254F	243
BT3SRH5724WWL(L/V)	118	BT3WSLH5724FFL(L/V)	121	BT3WSRH5724FFLS	171	D1PS4254S	244
BT3SRH5724WWLS	168	BT3WSLH5724FFLS	171	BT3WSRH5730BBFFL(L/V)	132	D1PS4254W1	243
BT3SRH6415BBFFL(L/V)	112	BT3WSLH5730BBFFL(L/V)	132	BT3WSRH5730BBFFLS	184	D1PS4260F	243
BT3SRH6415BBFFLS	159	BT3WSLH5730BBFFLS	184	BT3WSRH5730BBFL(L/V)	132	D1PS4260S	244
BT3SRH6415BBFL(L/V)	112	BT3WSLH5730BBFL(L/V)	132	BT3WSRH5730BBFLS	184	D1PS4260W1	243
BT3SRH6415BBFLS	156	BT3WSLH5730BBFLS	184	BT3WSRH5730BBFL(L/V)	133	D1PS42T24F	247
BT3SRH6415FFFFL(L/V)	113	BT3WSLH5730BBFL(L/V)	133	BT3WSRH5730BBFFLS	185	D1PS42T24S	245
BT3SRH6415FFFFLS	160	BT3WSLH5730BBFFLS	185	BT3WSRH5730FFFL(L/V)	133	D1PS42T30F	247
BT3SRH6415FFFL(L/V)	113	BT3WSLH5730FFFL(L/V)	133	BT3WSRH5730FFFLS	185	D1PS42T30S	245
BT3SRH6415FFFLS	160	BT3WSLH5730FFFLS	185	BT3WSRH5730FFL(L/V)	134	D1PS42T36F	247
BT3SRH6415FFL(L/V)	113	BT3WSLH5730FFL(L/V)	134	BT3WSRH5730FFLS	186	D1PS42T36S	245
BT3SRH6415FFLS	157	BT3WSLH5730FFLS	186	BT3WSRH6424BBFFL(L/V)	125	D1PS42T42F	247
BT3SRH6415LS	156	BT3WSLH6424BBFFL(L/V)	125	BT3WSRH6424BBFFLS	176	D1PS42T42S	245
BT3SRH6424WL(L/V)	123	BT3WSLH6424BBFFLS	176	BT3WSRH6424BBFL(L/V)	125	D1PS42T48F	247
BT3SRH6424WLS	172	BT3WSLH6424BBFL(L/V)	125	BT3WSRH6424BBFLS	175	D1PS42T48S	245
BT3SRH6424WWL(L/V)	122	BT3WSLH6424BBFLS	175	BT3WSRH6424BBFL(L/V)	124	D1PS42T54F	247
BT3SRH6424WWLS	173	BT3WSLH6424BBFL(L/V)	124	BT3WSRH6424BBFFLS	176	D1PS42T54S	245
BT3WBDLH6424BBFLS	174	BT3WSLH6424BBFFLS	176	BT3WSRH6424FFFL(L/V)	123	D1PS42T60F	247
BT3WBDLH6424FFLS	173	BT3WSLH6424FFFL(L/V)	123	BT3WSRH6424FFFLS	178	D1PS42T60S	245
BT3WBDRH6424BBFLS	174	BT3WSLH6424FFFLS	178	BT3WSRH6424FFFL(L/V)	124	D1PS5024F	248
BT3WBDRH6424FFLS	173	BT3WSLH6424FFFL(L/V)	124	BT3WSRH6424FFFLS	177	D1PS5024S	246
BT3WSBLH4224BBFLS	161	BT3WSLH6424FFFLS	177	BT3WSRH6424FFL(L/V)	126	D1PS5024W1	248
BT3WSBLH4224FFLS	161	BT3WSLH6424FFL(L/V)	126	BT3WSRH6424FFLS	177	D1PS5024W2	248
BT3WSBLH5024BBFLS	163	BT3WSLH6424FFLS	177	BT3WSRH6430BBFFL(L/V)	138	D1PS5030F	248
BT3WSBLH5024FFLS	164	BT3WSLH6430BBFFL(L/V)	138	BT3WSRH6430BBFFLS	188	D1PS5030S	246
BT3WSBLH5724BBFLS	168	BT3WSLH6430BBFFLS	188	BT3WSRH6430BBFL(L/V)	136	D1PS5030W1	248
BT3WSBLH5724FFLS	169	BT3WSLH6430BBFL(L/V)	136	BT3WSRH6430BBFFLS	188	D1PS5030W2	248
BT3WSBLH6424BBFLS	174	BT3WSLH6430BBFLS	188	BT3WSRH6430BBFL(L/V)	138	D1PS5036F	248
BT3WSBLH6424FFLS	175	BT3WSLH6430BBFL(L/V)	138	BT3WSRH6430BBFFLS	189	D1PS5036S	246
BT3WSBRH4224BBFLS	161	BT3WSLH6430BBFFLS	189	BT3WSRH6430FFFL(L/V)	137	D1PS5036W1	248
BT3WSBRH4224FFLS	161	BT3WSLH6430FFFL(L/V)	137	BT3WSRH6430FFFLS	189	D1PS5036W2	248
BT3WSBRH5024BBFLS	163	BT3WSLH6430FFFLS	189	BT3WSRH6430FFFL(L/V)	137	D1PS5042F	248
BT3WSBRH5024FFLS	164	BT3WSLH6430FFFL(L/V)	137	BT3WSRH6430FFFLS	190	D1PS5042S	246
BT3WSBRH5724BBFLS	168	BT3WSLH6430FFFLS	190	BT3WSRH6430FFL(L/V)	136	D1PS5042W1	248
BT3WSBRH5724FFLS	169	BT3WSLH6430FFL(L/V)	136	BT3WSRH6430FFLS	190	D1PS5042W2	248
BT3WSBRH6424BBFLS	174	BT3WSLH6430FFLS	190	D1PS1024F	242	D1PS5048F	248
BT3WSBRH6424FFLS	175	BT3WSRH5024BBFFL(L/V)	114	D1PS1024S	241	D1PS5048S	246
BT3WSLH5024BBFFL(L/V)	114	BT3WSRH5024BBFFLS	164	D1PS1030F	242	D1PS5048W1	248

<i>pattern no.</i>	<i>page</i>	<i>pattern no.</i>	<i>page</i>	<i>pattern no.</i>	<i>page</i>	<i>pattern no.</i>	<i>page</i>
D1PS5048W2	248	DS2UM42L	22	DT3FWSRH5024BBFL	91	DT3SRH5724WL	82
D1PS5054F	248	DS2UM48L	22	DT3FWSRH5024FFL	91	DT3SRH5724WWL	82
D1PS5054S	246	DS2UM54L	22	DT3FWSRH5024L	90	DT3SRH6415BBFFL	73
D1PS5054W1	248	DS2UM60L	22	DT3FWSRH5724BBFL	92	DT3SRH6415BBFL	73
D1PS5054W2	248	DS2UM66L	22	DT3FWSRH5724FFL	93	DT3SRH6415FFFFL	72
D1PS5060F	248	DS2UM72L	22	DT3FWSRH5724L	92	DT3SRH6415FFFL	73
D1PS5060S	246	DS2XPB	15, 18, 106, 139, 191	DT3FWSRH6424BBFL	95	DT3SRH6415FFL	74
D1PS5060W1	248	DS4DW30L	17	DT3FWSRH6424FFL	95	DT3SRH6415L	71
D1PS5060W2	248	DS4DW36L	17	DT3FWSRH6424L	94	DT3SRH6424WL	84
DB1U18	22	DS4PFL18A	15	DT3GBCDS	236	DT3SRH6424WWL	84
DL3T5E19	233	DS4PFL18B	15	DT3HDS15	235	DT3WBDLH6424BBFL	89
DL3T5E25	233	DS4PFL24A	15	DT3HDS24	235	DT3WBDLH6424FFL	89
DL3T5E37	233	DS4PFL24B	15	DT3HDS30	235	DT3WBDRH6424BBFL	89
DL3T5E49	233	DS4PFL30A	15	DT3MBCDS	236	DT3WBDRH6424FFL	89
DL3TC	233	DS4PFL30B	15	DT3PDD	231, 238	DT3WSBLH4224BBFL	75
DS1OHL	234	DS4PML18A	16	DT3RT	231, 239	DT3WSBLH4224FFL	75
DS1PBD	231, 239	DS4PML18B	16	DT3SBLH4215BBFL	65	DT3WSBLH5024BBFL	78
DS1PFD	231, 239	DS4PML18F	16	DT3SBLH4215FFL	65	DT3WSBLH5024FFL	79
DS1PFS	231, 239	DS4PML24A	16	DT3SBLH5015BBFL	67	DT3WSBLH5724BBFL	82
DS1PST	231, 239	DS4PML24B	16	DT3SBLH5015FFL	68	DT3WSBLH5724FFL	81
DS1SWM30	234	DS4PML24F	16	DT3SBLH5715BBFL	70	DT3WSBLH6424BBFL	88
DS1SWM36	234	DT3A1515	237	DT3SBLH5715FFL	70	DT3WSBLH6424FFL	89
DS1SWM42	234	DT3A1524	237	DT3SBLH6415BBFL	71	DT3WSBRH4224BBFL	75
DS1SWM48	234	DT3BDLH6415BBFL	72	DT3SBLH6415FFL	71	DT3WSBRH4224FFL	75
DS1VD	234	DT3BDLH6415FFL	72	DT3SBRH4215BBFL	65	DT3WSBRH5024BBFL	78
DS1WM24	234	DT3BDRH6415BBFL	72	DT3SBRH4215FFL	65	DT3WSBRH5024FFL	79
DS1WM30	234	DT3BDRH6415FFL	72	DT3SBRH5015BBFL	67	DT3WSBRH5724BBFL	82
DS1WM36	234	DT3CB15	240	DT3SBRH5015FFL	68	DT3WSBRH5724FFL	81
DS1WM42	234	DT3CB24	240	DT3SBRH5715BBFL	70	DT3WSBRH6424BBFL	88
DS1WM48	234	DT3CB30	240	DT3SBRH5715FFL	70	DT3WSBRH6424FFL	89
DS2DW30L	20	DT3CB9	240	DT3SBRH6415BBFL	71	DT3WSLH5024BBFFL	78
DS2DW36L	20	DT3D5024WL	76	DT3SBRH6415FFL	71	DT3WSLH5024BBFL	77
DS2LKKT	232	DT3D5024WWL	77	DT3SDD	238	DT3WSLH5024BBFFL	78
DS2OD36L	23	DT3D5030WL	96	DT3SLH5015BBFFL	67	DT3WSLH5024FFFL	79
DS2OD42L	23	DT3D5030W WL	96	DT3SLH5015BBFL	66	DT3WSLH5024FFL	77
DS2OD48L	23	DT3D5724WL	83	DT3SLH5015FFFL	67	DT3WSLH5030BBFFL	97
DS2OD54L	23	DT3D5724WWL	83	DT3SLH5015FFL	66	DT3WSLH5030BBFL	98
DS2OD60L	23	DT3D5730WL	100	DT3SLH5015L	66	DT3WSLH5030BFFL	97
DS2OD66L	23	DT3D5730W WL	100	DT3SLH5024WL	76	DT3WSLH5030FFFL	97
DS2OD72L	23	DT3D6424WL	84	DT3SLH5024WWL	76	DT3WSLH5030FFL	96
DS2PFL18A	18	DT3D6424WWL	85	DT3SLH5715BBFL	69	DT3WSLH5724BBFFL	81
DS2PFL18B	18	DT3D6430WL	102	DT3SLH5715FFFL	70	DT3WSLH5724BBFL	81
DS2PFL24A	18	DT3D6430W WL	102	DT3SLH5715FFL	69	DT3WSLH5724BFFL	80
DS2PFL24B	18	DT3DCH	240	DT3SLH5715L	69	DT3WSLH5724FFFL	80
DS2PFL30A	18	DT3FDD	238	DT3SLH5724WL	82	DT3WSLH5724FFL	80
DS2PFL30B	18	DT3FDS15	235	DT3SLH5724W WL	82	DT3WSLH5730BBFFL	100
DS2PM24L	21	DT3FDS24	235	DT3SLH6415BBFFL	73	DT3WSLH5730BBFL	99
DS2PM30L	21	DT3FDS30	235	DT3SLH6415BBFL	73	DT3WSLH5730BFFL	99
DS2PM36L	21	DT3FM15	240	DT3SLH6415FFFL	72	DT3WSLH5730FFFL	99
DS2PM42L	21	DT3FM9	240	DT3SLH6415FFFL	73	DT3WSLH5730FFL	101
DS2PM48L	21	DT3FSLH5024L	90	DT3SLH6415FFL	74	DT3WSLH6424BBFFL	87
DS2PM54L	21	DT3FSLH5724L	93	DT3SLH6415L	71	DT3WSLH6424BBFL	85
DS2PM60L	21	DT3FSLH6424L	94	DT3SLH6424WL	84	DT3WSLH6424BFFL	86
DS2PM66L	21	DT3FSRH5024L	90	DT3SLH6424W WL	84	DT3WSLH6424FFFFL	88
DS2PM72L	21	DT3FSRH5724L	93	DT3SRH5015BBFFL	67	DT3WSLH6424FFFL	87
DS2PML18A	19	DT3FSRH6424L	94	DT3SRH5015BBFL	66	DT3WSLH6424FFL	86
DS2PML18B	19	DT3FWSLH5024BBFL	91	DT3SRH5015FFFL	67	DT3WSLH6430BBFFL	104
DS2PML18F	19	DT3FWSLH5024FFL	91	DT3SRH5015FFL	66	DT3WSLH6430BBFL	103
DS2PML24A	19	DT3FWSLH5024L	90	DT3SRH5015L	66	DT3WSLH6430BFFL	104
DS2PML24B	19	DT3FWSLH5724BBFL	92	DT3SRH5024WL	76	DT3WSLH6430FFFL	105
DS2PML24F	19	DT3FWSLH5724FFL	93	DT3SRH5024WWL	76	DT3WSLH6430FFFL	105
DS2PPTC	231, 238	DT3FWSLH5724L	92	DT3SRH5715BBFL	69	DT3WSLH6430FFL	103
DS2PPTN	231, 238	DT3FWSLH6424BBFL	95	DT3SRH5715FFFL	70	DT3WSP	236
DS2UM30L	22	DT3FWSLH6424FFL	95	DT3SRH5715FFL	69	DT3WSRH5024BBFFL	78
DS2UM36L	22	DT3FWSLH6424L	94	DT3SRH5715L	69	DT3WSRH5024BBFL	77

<i>pattern no.</i>	<i>page</i>	<i>pattern no.</i>	<i>page</i>	<i>pattern no.</i>	<i>page</i>	<i>pattern no.</i>	<i>page</i>
DT3WSRH5024BBFL	78	DT4FWSRH5724FFL	52	DT4WBDRH6424BBFL	48	DT4WSRH5730BBFFL	59
DT3WSRH5024FFFL	79	DT4FWSRH5724L	51	DT4WBDRH6424FFL	48	DT4WSRH5730BBFL	58
DT3WSRH5024FFL	77	DT4FWSRH6424BBFL	54	DT4WSBLH4224BBFL	34	DT4WSRH5730BBFL	59
DT3WSRH5030BBFFL	97	DT4FWSRH6424FFL	54	DT4WSBLH4224FFL	34	DT4WSRH5730FFFL	58
DT3WSRH5030BBFL	98	DT4FWSRH6424L	53	DT4WSBLH5024BBFL	37	DT4WSRH5730FFL	58
DT3WSRH5030BBFL	97	DT4SBLH4215BBFL	24	DT4WSBLH5024FFL	38	DT4WSRH6424BBFFL	46
DT3WSRH5030FFFL	97	DT4SBLH4215FFL	24	DT4WSBLH5724BBFL	41	DT4WSRH6424BBFL	44
DT3WSRH5030FFL	96	DT4SBLH5015BBFL	26	DT4WSBLH5724FFL	40	DT4WSRH6424BBFL	45
DT3WSRH5724BBFFL	81	DT4SBLH5015FFL	27	DT4WSBLH6424BBFL	47	DT4WSRH6424FFFFFL	47
DT3WSRH5724BBFL	81	DT4SBLH5715BBFL	29	DT4WSBLH6424FFL	48	DT4WSRH6424FFFL	46
DT3WSRH5724BBFL	80	DT4SBLH5715FFL	29	DT4WSBRH4224BBFL	34	DT4WSRH6424FFL	45
DT3WSRH5724FFFL	80	DT4SBLH6415BBFL	30	DT4WSBRH4224FFL	34	DT4WSRH6430BBFFL	64
DT3WSRH5724FFL	80	DT4SBLH6415FFL	30	DT4WSBRH5024BBFL	37	DT4WSRH6430BBFL	62
DT3WSRH5730BBFFL	100	DT4SBRH4215BBFL	24	DT4WSBRH5024FFL	38	DT4WSRH6430BBFL	63
DT3WSRH5730BBFL	99	DT4SBRH4215FFL	24	DT4WSBRH5724BBFL	41	DT4WSRH6430FFFFL	64
DT3WSRH5730BBFL	99	DT4SBRH5015BBFL	26	DT4WSBRH5724FFL	40	DT4WSRH6430FFFL	63
DT3WSRH5730FFFL	99	DT4SBRH5015FFL	27	DT4WSBRH6424BBFL	47	DT4WSRH6430FFFL	62
DT3WSRH5730FFL	101	DT4SBRH5715BBFL	29	DT4WSBRH6424FFL	48	MB1U18	195
DT3WSRH6424BBFFL	87	DT4SBRH5715FFL	29	DT4WSLH5024BBFFL	37	MS2BS24	196
DT3WSRH6424BBFL	85	DT4SBRH6415BBFL	30	DT4WSLH5024BBFL	36	MS2BS30	196
DT3WSRH6424BBFL	86	DT4SBRH6415FFL	30	DT4WSLH5024BBFL	37	MS2BS36	196
DT3WSRH6424FFFFL	88	DT4SLH5015BBFFL	25	DT4WSLH5024FFFL	38	MS2BS42	196
DT3WSRH6424FFFL	87	DT4SLH5015BBFL	25	DT4WSLH5024FFL	36	MS2BS48	196
DT3WSRH6424FFL	86	DT4SLH5015FFFL	26	DT4WSLH5030BBFFL	56	MS2BS54	196
DT3WSRH6430BBFFL	104	DT4SLH5015FFL	26	DT4WSLH5030BBFL	56	MS2BS60	196
DT3WSRH6430BBFL	103	DT4SLH5015L	25	DT4WSLH5030BBFL	57	MS2BS66	196
DT3WSRH6430BBFL	104	DT4SLH5024WL	35	DT4WSLH5030FFFL	56	MS2BS72	196
DT3WSRH6430FFFFL	105	DT4SLH5024WWL	35	DT4WSLH5030FFL	55	MS2DW30L	193
DT3WSRH6430FFFL	105	DT4SLH5715BBFL	28	DT4WSLH5724BBFFL	40	MS2DW36L	193
DT3WSRH6430FFL	103	DT4SLH5715FFFL	29	DT4WSLH5724BBFL	40	MS2PFL18A	191
DT4BDLH6415BBFL	31	DT4SLH5715FFL	28	DT4WSLH5724BBFL	39	MS2PFL18B	191
DT4BDLH6415FFL	31	DT4SLH5715L	28	DT4WSLH5724FFFL	39	MS2PFL24A	191
DT4BDRH6415BBFL	31	DT4SLH5724WL	41	DT4WSLH5724FFL	39	MS2PFL24B	191
DT4BDRH6415FFL	31	DT4SLH5724WWL	41	DT4WSLH5730BBFFL	59	MS2PFL30A	191
DT4D5024WL	35	DT4SLH6415BBFFL	32	DT4WSLH5730BBFL	58	MS2PFL30B	191
DT4D5024WWL	36	DT4SLH6415BBFL	32	DT4WSLH5730BBFL	59	MS2PM30L	194
DT4D5030WL	55	DT4SLH6415FFFFL	31	DT4WSLH5730FFFL	58	MS2PM36L	194
DT4D5030WWL	55	DT4SLH6415FFFL	32	DT4WSLH5730FFL	58	MS2PM42L	194
DT4D5724WL	42	DT4SLH6415FFL	33	DT4WSLH6424BBFFL	46	MS2PM48L	194
DT4D5724WWL	42	DT4SLH6415L	30	DT4WSLH6424BBFL	44	MS2PM54L	194
DT4D5730WL	59	DT4SLH6424WL	43	DT4WSLH6424BBFL	45	MS2PM60L	194
DT4D5730WWL	60	DT4SLH6424WWL	43	DT4WSLH6424FFFFL	47	MS2PM66L	194
DT4D6424WL	43	DT4SRH5015BBFFL	25	DT4WSLH6424FFFL	46	MS2PM72L	194
DT4D6424WWL	44	DT4SRH5015BBFL	25	DT4WSLH6424FFL	45	MS2PML18A	192
DT4D6430WL	61	DT4SRH5015FFFL	26	DT4WSLH6430BBFFL	64	MS2PML18B	192
DT4D6430WWL	61	DT4SRH5015FFL	26	DT4WSLH6430BBFL	62	MS2PML18F	192
DT4FSLH5024L	49	DT4SRH5015L	25	DT4WSLH6430BBFL	63	MS2PML24A	192
DT4FSLH5724L	51	DT4SRH5024WL	35	DT4WSLH6430FFFFL	64	MS2PML24B	192
DT4FSLH6424L	53	DT4SRH5024WWL	35	DT4WSLH6430FFFL	63	MS2PML24F	192
DT4FSRH5024L	49	DT4SRH5715BBFL	28	DT4WSLH6430FFL	62	MS2UM30L	195
DT4FSRH5724L	51	DT4SRH5715FFFL	29	DT4WSRH5024BBFFL	37	MS2UM36L	195
DT4FSRH6424L	53	DT4SRH5715FFL	28	DT4WSRH5024BBFL	36	MS2UM42L	195
DT4FWSLH5024BBFL	50	DT4SRH5715L	28	DT4WSRH5024BBFL	37	MS2UM48L	195
DT4FWSLH5024FFL	50	DT4SRH5724WL	41	DT4WSRH5024FFFL	38	MS2UM54L	195
DT4FWSLH5024L	49	DT4SRH5724WWL	41	DT4WSRH5024FFL	36	MS2UM60L	195
DT4FWSLH5724BBFL	52	DT4SRH6415BBFFL	32	DT4WSRH5030BBFFL	56	MS2UM66L	195
DT4FWSLH5724FFL	52	DT4SRH6415BBFL	32	DT4WSRH5030BBFL	56	MS2UM72L	195
DT4FWSLH5724L	51	DT4SRH6415FFFFL	31	DT4WSRH5030BBFL	57	MT3BDLH6415BBFL	204
DT4FWSLH6424BBFL	54	DT4SRH6415FFFL	32	DT4WSRH5030FFFL	56	MT3BDLH6415FFL	204
DT4FWSLH6424FFL	54	DT4SRH6415FFL	33	DT4WSRH5030FFL	55	MT3BDRH6415BBFL	204
DT4FWSLH6424L	53	DT4SRH6415L	30	DT4WSRH5724BBFFL	40	MT3BDRH6415FFL	204
DT4FWSRH5024BBFL	50	DT4SRH6424WL	43	DT4WSRH5724BBFL	40	MT3D5024WL	206
DT4FWSRH5024FFL	50	DT4SRH6424WWL	43	DT4WSRH5724BBFL	39	MT3D5024WWL	206
DT4FWSRH5024L	49	DT4WBDLH6424BBFL	48	DT4WSRH5724FFFL	39	MT3D5030WL	221
DT4FWSRH5724BBFL	52	DT4WBDLH6424FFL	48	DT4WSRH5724FFL	39	MT3D5030WWL	221

<i>pattern no.</i>	<i>page</i>	<i>pattern no.</i>	<i>page</i>	<i>pattern no.</i>	<i>page</i>
MT3D5724WL	213	MT3WSBLH4224FFL	205	MT3WSRH5730FFFL	225
MT3D5724WWL	213	MT3WSBLH5024BBFL	206	MT3WSRH5730FFL	226
MT3D5730WL	224	MT3WSBLH5024FFL	207	MT3WSRH6424BBFFL	219
MT3D5730WWL	224	MT3WSBLH5724BBFL	210	MT3WSRH6424BBFL	218
MT3D6424WL	214	MT3WSBLH5724FFL	210	MT3WSRH6424BBFFL	217
MT3D6424WWL	214	MT3WSBLH6424BBFL	215	MT3WSRH6424FFFL	217
MT3D6430WL	227	MT3WSBLH6424FFL	215	MT3WSRH6424FFFL	218
MT3D6430WWL	227	MT3WSBRH4224BBFL	205	MT3WSRH6424FFL	219
MT3SBLH4215BBFL	197	MT3WSBRH4224FFL	205	MT3WSRH6430BBFFL	230
MT3SBLH4215FFL	197	MT3WSBRH5024BBFL	206	MT3WSRH6430BBFL	228
MT3SBLH5015BBFL	199	MT3WSBRH5024FFL	207	MT3WSRH6430BFFL	229
MT3SBLH5015FFL	199	MT3WSBRH5724BBFL	210	MT3WSRH6430FFFL	230
MT3SBLH5715BBFL	201	MT3WSBRH5724FFL	210	MT3WSRH6430FFFL	229
MT3SBLH5715FFL	201	MT3WSBRH6424BBFL	215	MT3WSRH6430FFL	228
MT3SBLH6415BBFL	203	MT3WSBRH6424FFL	215		
MT3SBLH6415FFL	204	MT3WSLH5024BBFFL	209		
MT3SBRH4215BBFL	197	MT3WSLH5024BBFL	208		
MT3SBRH4215FFL	197	MT3WSLH5024BFFL	208		
MT3SBRH5015BBFL	199	MT3WSLH5024FFFL	208		
MT3SBRH5015FFL	199	MT3WSLH5024FFL	209		
MT3SBRH5715BBFL	201	MT3WSLH5030BBFFL	223		
MT3SBRH5715FFL	201	MT3WSLH5030BBFL	221		
MT3SBRH6415BBFL	203	MT3WSLH5030BFFL	222		
MT3SBRH6415FFL	204	MT3WSLH5030FFFL	222		
MT3SLH5015BBFFL	198	MT3WSLH5030FFL	222		
MT3SLH5015BBFL	198	MT3WSLH5724BBFFL	212		
MT3SLH5015FFFL	199	MT3WSLH5724BBFL	212		
MT3SLH5015FFL	198	MT3WSLH5724BFFL	211		
MT3SLH5024WL	207	MT3WSLH5724FFFL	211		
MT3SLH5024WWL	207	MT3WSLH5724FFL	212		
MT3SLH5715BBFL	200	MT3WSLH5730BBFFL	224		
MT3SLH5715FFFL	200	MT3WSLH5730BBFL	225		
MT3SLH5715FFL	200	MT3WSLH5730BFFL	225		
MT3SLH5724WL	211	MT3WSLH5730FFFL	225		
MT3SLH5724WWL	210	MT3WSLH5730FFL	226		
MT3SLH6415BBFFL	202	MT3WSLH6424BBFFL	219		
MT3SLH6415BBFL	202	MT3WSLH6424BBFL	218		
MT3SLH6415FFFL	203	MT3WSLH6424BFFL	217		
MT3SLH6415FFL	203	MT3WSLH6424FFFL	217		
MT3SLH6415FFL	202	MT3WSLH6424FFFL	218		
MT3SLH6424WL	216	MT3WSLH6424FFL	219		
MT3SLH6424WWL	216	MT3WSLH6430BBFFL	230		
MT3SRH5015BBFFL	198	MT3WSLH6430BBFL	228		
MT3SRH5015BBFL	198	MT3WSLH6430BFFL	229		
MT3SRH5015FFFL	199	MT3WSLH6430FFFL	230		
MT3SRH5015FFL	198	MT3WSLH6430FFFL	229		
MT3SRH5024WL	207	MT3WSLH6430FFL	228		
MT3SRH5024WWL	207	MT3WSRH5024BBFFL	209		
MT3SRH5715BBFL	200	MT3WSRH5024BBFL	208		
MT3SRH5715FFFL	200	MT3WSRH5024BFFL	208		
MT3SRH5715FFL	200	MT3WSRH5024FFFL	208		
MT3SRH5724WL	211	MT3WSRH5024FFL	209		
MT3SRH5724WWL	210	MT3WSRH5030BBFFL	223		
MT3SRH6415BBFFL	202	MT3WSRH5030BBFL	221		
MT3SRH6415BBFL	202	MT3WSRH5030BFFL	222		
MT3SRH6415FFFL	203	MT3WSRH5030FFFL	222		
MT3SRH6415FFFL	203	MT3WSRH5030FFL	222		
MT3SRH6415FFL	202	MT3WSRH5724BBFFL	212		
MT3SRH6424WL	216	MT3WSRH5724BBFL	212		
MT3SRH6424WWL	216	MT3WSRH5724BFFL	211		
MT3WBDLH6424BBFL	220	MT3WSRH5724FFFL	211		
MT3WBDLH6424FFL	220	MT3WSRH5724FFL	212		
MT3WBDRH6424BBFL	220	MT3WSRH5730BBFFL	224		
MT3WBDRH6424FFL	220	MT3WSRH5730BBFL	225		
MT3WSBLH4224BBFL	205	MT3WSRH5730BFFL	225		

Selling Policy

	<p>This Selling Policy supercedes all previous selling policies. Prices, discounts and product offerings are subject to change without notice.</p>
Terms & Conditions of Sales	<p>Sales by Knoll, Inc. or Knoll North America Corp. ("Seller") of Knoll Product Lines (hereinafter "Products") within the United States and Canada are made only on the terms which are contained in this Selling Policy. Seller hereby gives notice of its objection to any different or additional terms and conditions. This sale is expressly conditional upon Purchaser's assent to the terms and conditions set forth below. Additional terms and conditions may apply to KnollStudio and KnollTextiles orders. These terms and conditions may be modified or supplemented only by a written document signed by an authorized representative of Seller. These terms and conditions supercede any prior and/or contemporaneous agreements or correspondence between Purchaser and Seller. Written quotations expire thirty (30) days from the date of issuance and can be withdrawn by written notice anytime during that period. Where Purchaser and Seller have entered into the Knoll Electronic Terms and Conditions, all orders, acknowledgements, invoices and other business communications placed or transmitted in accordance with the Knoll Electronic Terms and Conditions shall be deemed to be in writing and signed and shall be valid for all purposes as if they were originated and maintained in documentary form.</p>
Ordering Information	<p>All orders must be in writing. The product pattern number(s) contained on Seller's order acknowledgement shall be the final expression of the order.</p>
Order Confirmation	<p>A purchase order is not binding on Seller until Purchaser has received Seller's order confirmation or acknowledgment.</p>
Pricing Policies	<p>List prices are subject to change without notice.</p> <p>List prices shall be those prices in effect on the date of receipt of a complete purchase order unless shipment is requested more than ninety (90) days after order entry in which case prices in effect on the date of shipment apply. List prices include specified freight costs. Unless specified in writing by Seller, no other charges are included in Seller's list prices.</p>
Taxes	<p>All sales, use, excise and other taxes applicable to the sale of the Products shall be paid by Purchaser. If Purchaser claims an exemption from any tax, Purchaser shall submit to Seller the appropriate exemption certificates.</p>
Terms of Payment	<p>Payment for one hundred percent (100%) of the net order amount is due within thirty (30) days of the date of invoice, which is generally issued upon shipment. In case of any discrepancies, such as shortages, and Seller is notified in writing within ten (10) days of receipt of Product, only that portion may be deducted and the balance paid. For orders greater than \$100,000 net, a fifty percent (50%) deposit is due at the time of order placement, with the remainder due within thirty (30) days of the date of invoice.</p> <p>KnollStudio orders less than \$2,000 require payment for one hundred percent (100%) of the net order amount (including any applicable sales tax and charges for inside delivery, special packaging, etc.), due at time of order placement. For KnollStudio orders greater than \$2,000, a one-half (50%) deposit is due at time of order placement with the remainder (including any applicable sales tax and charges for inside delivery, special packaging, etc.) due prior to shipment.</p> <p>If, in the judgment of Seller, Purchaser's financial condition does not justify the terms of the payment, Seller may require full or partial payment in advance.</p> <p>Past due accounts shall be charged one and one-half percent (1.5%) per month, or the highest rate permitted by law, whichever is less, and will be added to the outstanding balance. In the event Purchaser defaults on payment, Purchaser shall be liable for all collection costs, including reasonable attorney's fees and costs.</p>
Changes and Cancellation	<p>Purchase orders may not be changed or cancelled, in whole or in part, without prior written consent of Seller. Changes may effect delivery dates. Expenses incurred because of changes shall be charged to Purchaser. In the event of cancellations, Purchaser will be liable for reasonable cancellation charges established by Seller. Orders for special Product, orders including "COM" (hereinafter defined) material and orders pursuant to expedited delivery programs, may not be canceled.</p>
Freight Prepaid	<p>Freight is prepaid and included in the price of all Products, except KnollTextiles, within the 48 contiguous United States for orders placed with Knoll, Inc. and within Canada, excluding the Yukon, Northwest Territories, Nunavut and Newfoundland for orders placed with Knoll North America Corp. Packing is tested for rigorous motion and transportation but is not guaranteed to protect furniture from all conditions. If special packaging is required for any reason, please consult with your sales representative or dealer. Seller shall select the method of shipment and routing. Freight for all KnollTextiles orders is prepaid and added to the invoice.</p>
Delivery/Freight Charges	<p>Shipments outside the contiguous 48 United States and Canada shall be shipped F.O.B. Origin.</p> <p>For shipments outside the contiguous United States and Canada, Purchaser is responsible for the cost of freight from point of embarkation, including any handling and transportation charges incidental to loading at the point of departure and unloading at the final destination.</p> <p>Conditions beyond the control of Seller, including weather, available facilities and traffic conditions, may affect exact time of delivery. Seller shall not be responsible for specific carrier delivery date or time unless it has made a specific delivery commitment, in writing.</p> <p>Nonstandard methods of shipment and/or additional services are available upon request. Purchaser will be billed for the differential cost of any special services in excess of standard surface carrier freight costs. Premium charges, at Purchaser's request, will be added for airfreight, exclusive use of vehicle and extra, export or special packaging. Accessorial charges will be added for inside delivery, extra labor, reconsignment and redelivery.</p> <p>Partial shipments may be made and invoiced by Seller.</p>
Claims	<p>All shipments for Knoll Products within the contiguous United States and Canada are F.O.B. Origin. All risk of loss passes to Purchaser at time of delivery to carrier. Purchaser shall inspect all Products upon receipt and notify Seller within ten (10) working days after receipt of any damage or defects which are, or should be, apparent from an inspection of the Product and its packaging. Failure of Purchaser to notify Seller during the ten (10) working day period shall constitute acceptance of the Products and waiver of any apparent defects, errors or shortages. For all claims relating to Product damaged in transit or for any other claims relating to or arising out of the transportation of the Product, Purchaser must seek recovery from the carrier and Seller has no liability to Purchaser for such claims. Seller may, upon request, assist Purchaser with filing of such claims with the carrier, but Seller will not be liable for any of these transportation related claims.</p>
Seller's Security Interest	<p>Until Seller receives the full payment for the Product, Seller shall have a security interest in the Product. Purchaser agrees to perform all acts, including but not limited to the execution and filing of documentation, which may be necessary to perfect and assure the security interest of Seller.</p>
Returns	<p>The return of Products without a written authorization by Seller shall not be accepted. To receive authorization for Product return, please call Customer Service. All Products that are returned pursuant to a valid authorization shall be subject to a twenty-five percent (25%) of list restocking charge. Products not currently offered for sale by Seller (including COM) shall not be authorized for return. All returned Products must be unused, in original condition and in the original Seller packing cartons. No refund or credit shall be given for damaged Products.</p>
Held Orders/Storage	<p>If Purchaser requests that an order be held or delayed, prices and terms and conditions in effect at the time of shipment shall apply. If Purchaser requests a delay after the time when Seller can defer production, Purchaser will be invoiced for the Product, payable in accordance with standard terms, when the order is ready for shipment. Seller may transfer the Product to storage, in which case all expenses incurred in connection with storage, including demurrage, preparation for storage, storage charges and handling shall be payable by Purchaser upon submission of invoices by Seller. Risk of loss to the Product shall pass to the Purchaser upon delivery of the Product into storage.</p>

Selling Policy

Customer's Own Material	<p>A Purchaser who requests a fabric or other surface material not standard to Seller's line of Products ("COM") must submit samples of the requested material to Seller prior to entry of a purchaser order. Seller shall determine if the material is suitable to its manufacturing processes and meets any requirements of Underwriters Laboratories. If the COM is acceptable, Seller will then establish a price for using the COM or the Product in question. For a description of the procedures for submitting samples and testing, contact customer resources or your sales representative. Seller shall have no responsibility for the appearance, condition, performance, durability, colorfastness or any other physical attribute of the COM. Purchaser shall indemnify and hold Seller harmless for any damages, injuries or losses arising out of or related to use of the COM on the Product.</p>
Warranty	<p>Seller warrants to the original Purchaser only that the Products Seller manufactures and sells to Purchaser are free of defects in workmanship and materials, during the applicable warranty period set forth below.</p> <p>Warranty period set forth below is for 24-hour, 7 days a week, multi shift use (includes parts and labor to repair).</p> <p>Should any failure to conform with this limited warranty appear to a Product listed below during the applicable warranty period from the date of shipment, Seller shall, upon prompt written notice, repair or replace, at its option and costs, the affected part or parts.</p> <p><i>Product and Period of Warranty</i></p> <p><i>Lifetime: Antenna Workspaces, AutoStrada, Calibre, Crinion Open Table, Currents, Dividends Horizon, Morrison, Reff Profiles laminate, Rockwell Unscripted, Series 2 Storage, Template and other non-wood components (except cascade edge worksurfaces, operational parts, controls, electrical, Lighting, Series 2 Veneer Front Storage, upholstery, textiles and leathers, special or custom products, see below)</i></p> <p><i>12 Years: Chadwick, Essentials Work Chairs, Generation by Knoll, k. task, Life, Moment, MultiGeneration by Knoll, ReGeneration by Knoll, Remix, and Toboggan seating (except seating upholstery, textiles, leathers and finishes, see below).</i></p> <p><i>10 Years: Anchor Storage except digital keypad lock, Antenna Workspaces, AutoStrada, Crinion Open Table, Dividends Horizon, Dividends Horizon Satellite Surfaces, Reff Profiles, Rockwell Unscripted, Template wood components, Series 2 Veneer Front Storage, cascade edge worksurfaces, Wood Casegoods (The Graham Collection) (except wood casegoods upholstered surfaces, see below), Reuter overheads, Reuter vertical storage, KnollExtra Sapper Monitor Arm Collection, Sapper XYZ Monitor Arm Series, Adjustable keyboard mechanisms and platforms, Communication Boards (except fabric board textiles, cork and FilzFelt, see below), Smokador collection (except leathers, see below), Orchestra Universal Systems Accessories, k. lounge structural components, KnollStudio Pixel and Propeller, Tone bases.</i></p> <p><i>5 Years: Operational parts, controls, electrical, Lighting (except light ballasts, bulbs and power supply, see below), special or custom product, wood veneer products and plywood, Currents handcrank, KnollStudio, Rockwell Unscripted wire bases, Spark Series seating structural elements, structural elements of all KnollStudio outdoor products including all Richard Schultz designed products, KnollExtra CPU holders and all universal storage drawers and Power Collection, k. stand bases and HiLo.</i></p> <p><i>3 Years: Rockwell Unscripted upholstery (except textiles and leather), Office Seating upholstery, textiles, leathers and finishes. Fabric boards textiles and Smokador Collection leathers, KnollExtra Pop Up Screens.</i></p> <p><i>2 Years: Anchor Storage digital keypad lock, all other KnollExtra product</i></p> <p><i>1 Year: Light ballasts, bulbs and power supply, seating upholstered armpads and soft arm pads, wood casegoods upholstered surfaces. KnollStudio, outdoor product finishes, k. lounge upholstery and k. lounge fabric. Rockwell Unscripted fabric and accessories.</i></p> <p>This warranty does not apply to:</p> <ul style="list-style-type: none">• Damage caused by a carrier other than the Seller.• Normal wear and tear or acts or omissions of parties other than Seller (including user modification, improper use or installation of Products).• COM or other third party materials applied to Products.• Products not installed by or under the auspices of a Knoll Dealer.• Dramatic temperature variations or exposure to unusual conditions.• Changes in surface finishes, including colorfastness due to aging or exposure to light.• Except as specifically noted above, textiles and upholstery supplied by <i>KnollTextiles</i> and Spinneybeck FilzFelt (consult current price lists for applicable warranties). <p>Natural variations occurring in wood, marble, and leather shall not be considered defects, and the Seller does not guarantee the colorfastness or matching of the colors, grains or textures, or surface hardness of such materials. The Seller also does not guarantee the colorfastness of fiberglass panel surfaces.</p> <p>THE EXPRESS WARRANTIES CONTAINED HEREIN ARE IN LIEU OF ALL OTHER WARRANTIES, EXPRESS OR IMPLIED, INCLUDING ANY WARRANTIES OF MERCHANTABILITY AND FITNESS FOR PARTICULAR PURPOSE AND ALL OTHER WARRANTIES ARISING FROM COURSE OF DEALING OR USAGE OF TRADE.</p> <p>The remedies provided above are the Purchaser's sole remedies for any failure of Seller to comply with its obligations regarding the workmanship of its Products. Correction of any nonconformity in the manner and for the period of time provided shall constitute complete fulfillment of all liabilities of Seller, with respect to or arising out of the Product furnished hereunder.</p>
Delay/Force Majeure	<p>Seller shall not be liable for failure to perform or for delay in performance due to fire, flood, strike or other labor difficulty, act of God, act of war or terrorism, act of any governmental authority or of the Purchaser, riot, embargo, fuel or energy shortage, wrecks or delay in transportation, inability to obtain necessary labor, materials or manufacturing facilities from usual sources or failure of suppliers to meet their contractual obligations, or due to any cause beyond its reasonable control. If any such event occurs, Seller may extend delivery dates by a period of time necessary to overcome the effect of such delay, allocate available Product or cancel any purchase order.</p>
Compliance with Law	<p>PURCHASER IS SOLELY RESPONSIBLE FOR COMPLIANCE WITH ALL APPLICABLE FEDERAL, STATE AND LOCAL LAWS, ORDINANCES, REGULATIONS, RULES AND STANDARDS RELATING TO THE INSTALLATION, MAINTENANCE, USE AND OPERATION OF THE PRODUCTS.</p>
Patents	<p>Subject to the following provisions, Seller shall, at its own expense, defend or, at its option, settle any claim, suit or proceeding brought against the Purchaser, and/or its vendees, mediate and immediate, so far as based on an allegation that any Product or any part thereof furnished hereunder constitutes a direct or a contributory infringement of any claim of any patent of the United States or Canada. This obligation shall be effective only if Purchaser shall have made all payments then due hereunder and if Seller is notified promptly in writing and given authority, information and assistance for the defense of said claim, suit or proceeding. Seller shall pay all damages and costs awarded in such suit or proceedings so defended.</p> <p>The foregoing indemnity does not apply to the following:</p> <ul style="list-style-type: none">• Products supplied according to a design other than that of Seller, and which is required by the Purchaser.• Combination of the Product with another product not furnished hereunder unless Seller is a contributory infringer.• Any settlements of a suit or proceeding made without Seller's written consent.
Limitations of Liability	<p>SELLER, ITS CONTRACTORS, AUTHORIZED DEALERS AND SUBCONTRACTORS OR SUPPLIERS OF ANY TIER SHALL NOT BE LIABLE TO PURCHASER FOR ANY SPECIAL, INDIRECT, INCIDENTAL OR CONSEQUENTIAL DAMAGES ARISING FROM A BREACH OF THIS AGREEMENT.</p> <p>Purchaser's remedies set forth herein are exclusive and the liability of Seller with respect to the breach of this agreement or any contract entered into between the parties pursuant hereto shall not exceed the price of the Product or part on which such liability is based.</p>

KnollKey Lock Program General Information

Following is the KnollKey lock policy, applicable to all products.

Knoll furniture can be ordered keyed-alike or random keyed. Key-alike and random keying instructions cannot be mixed on any single order. Only one of the two instructions can be used on an individual order. When an order is submitted with mixed (key-alike and random) instructions, Knoll will release the order as key-alike only and lock cores will have to be specified separately.

Key-alike

For the convenience of the user, furniture may be keyed alike at no charge. Write "Key-alike" in the description of your purchase order for any pedestal, overhead, file or other item you wish to have keyed alike.

Using the key-alike instructions, order cores and keys as line items on your purchase order. Do NOT submit a key-alike form. The Knoll East Greenville Lock Center will select key numbers from the standard range of K 001 - K 250. Key numbers will not be repeated unless over 250 sets are ordered. Lock cores keyed-alike will ship separately from the product, ready for field installation.

There is no charge for key-alike orders if placed with the furniture order.

IF THE KEY-ALIKE ORDER IS NOT PLACED AT LEAST TWO WEEKS PRIOR TO THE FURNITURE SHIP DATE, A \$50 HANDLING CHARGE AND AIR FREIGHT CHARGES WILL APPLY.

If product is ordered and shipped random-keyed, additional lock cores for key-alike are billable.

Random-Keying

To specify product keyed-random, write "key-random" in the product description. Random-keyed product is shipped with the lock core factory installed. A shrouded key is included. Random means no effort has been made to match key numbers, or to make them different.

Keys

A Knoll shrouded key is shipped with every lock core. 250 Key numbers are available. For numbers above 250, contact Custom Product Development. Additional keys and key blanks are available. See service parts for more information.

Master Keying

Knoll locks can be controlled by means of a master key. There is no additional per-lock charge for master keying. A letter of approval from the client must accompany orders for master keys.

Installing Lock Cores

Lock cores can be installed or removed in the field by using a change key. Cores must be in the unlocked position to be removed. See service parts for change key pattern number and pricing.

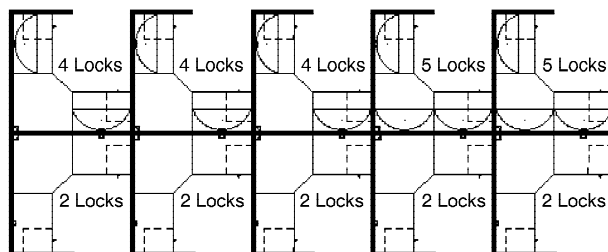
Lock Distribution

All orders for key-alike lock cores/keys are packaged and shipped from the East Greenville Lock Center, regardless of where the pedestals, overhead, or other units are produced. Random keyed product will have cores factory-installed.

How to Specify Key-Alike

Following is an example of how to specify key-alike for a cluster of 10 workstations.

Step 1 - Using the project floorplan, count the number of locks in each workstation.



Step 2 - Count the number of workstations with the same quantity of locks. Group together the workstations with a like number of locks.

5 workstations with 2 locks per station
3 workstations with 4 locks per station
2 workstations with 5 locks per station

Step 3 - For the first group (5 sets of 2 locks), enter the number of workstations in the quantity column.

Qty	Pattern #	Description	Unit List	Ext. List
5				

Step 4 - Then enter the pattern number "KSPEC_ _" and add a suffix for the number of locks for that group (i.e., for 2 locks per station, add the suffix "2"). Up to 30 lock cores are available in a set (i.e., KSPEC 30).

Qty	Pattern #	Description	Unit List	Ext. List
5	KSPEC 2	Set of 2 cores/keys	N / C	N / C

Step 5 - Repeat for other groups.

Qty	Pattern #	Description	Unit List	Ext. List
5	KSPEC 2	Set of 2 cores/keys	N / C	N / C
3	KSPEC 4	Set of 4 cores/keys	N / C	N / C
2	KSPEC 5	Set of 5 cores/keys	N / C	N / C

Your Key instructions are complete.

Knoll will select key numbers for each set from 250 available numbers. Additional key numbers are available through Custom Product Development. **For additions to existing installations, specify desired key numbers in the description.**

Service Parts

Pattern #	Description	List Price
KKEY_ _ _	Shrouded Key Specify key number desired	\$10
KBLANK	Shrouded Key Blank	\$10
KSPECB_ _ _	Retrofit Universal Core/Key Specify key number desired	\$22
KCHANGE	Change Key	\$10
HLKRKMASTER*	Master Key	\$10

*Note: A letter of approval on company letterhead from the client must accompany all orders for master keys.

General Ordering Information

The Products

This guide encompasses all standard products for this product group.

Sizes

Dimensions listed in this guide are indicated as:

H = height

W = width

D = depth

Dia. = diameter

Rad. = radius

Pricing

All prices shown are list.

How to Order

Select pattern numbers and quantities required for your complete installation. Product questions can be addressed in the specific sections of this guide or by contacting your sales representative or customer resource representative at 1-800-343-5665.

Next, select options (if required), along with colors and finishes appropriate to each product. Reference the Finishes and Fabrics pages for color designations.

On large installations, an item's "designated area" can be specified to assist in product organization and handling.

To expedite complete / correct entry of your order, be certain all pattern numbers, quantities, colors and area identifications are completely specified. Also, include complete purchase order numbers, bill-to and ship-to addresses, a contact name and specific factory shipping dates required.

Mail all orders to:

Knoll, Inc.
1235 Water Street
P.O. Box 157
East Greenville, PA 18041
Attention: Order Entry

Once your order is entered at Knoll, an acknowledgment will be mailed to you. You will be advised of your scheduled shipping date within five days of the original acknowledgment. If it is necessary to revise your order, please contact your customer resource representative.

Sustainability Statement

Sustainable design is a key component of Knoll's environmental focus. Our commitment to social responsibility and a healthy environment has prompted us to further articulate our longstanding environmental programs and, with encouragement and support from our colleagues in the industry, we have re-energized our focus on such "green" initiatives as life cycle analysis and LEED™ certification. Knoll is proud to have contributed to projects that have received LEED certification from the U.S. Green Building Council.

For the latest information on Knoll products that help our customers achieve LEED certification, log on to knoll.com, click on "About Knoll" and then "Environmental Focus."