

Introduction	Knoll and Sustainable Design	2
	KnollParts	3
	24 Response Finish Code Conversion	4
Calibre	Calibre	5
Currents	Currents	7
Dividends	Dividends	9
	Dividends Horizon	12
k. stand	k. <sup>TM</sup> stand	13
Morrison	Morrison	14
Reff	Reff	22
Rockwell Unscripted	Borders	27
	Tables	32
	Storage	33
Template	Template	35
Knoll Extra	Knoll Extra	37
Office Seating	k. <sup>TM</sup> task	38
Lock Cores and Keys	Lock Core and Keys	39
Paint	Paint	40
Alpha-Numeric Index		47
Selling Policy		50

# Knoll and Sustainable Design

---

Each year Knoll sets key initiatives in our journey to sustainability. We are members of a global consortium on energy, have adopted a scientific, metrics-based approach to sustainable product design, and maintain a leadership position in establishing universal, verifiable, sustainability standards for our industry.

Knoll promotes independent third-party certification because it provides the most impartial and trustworthy foundation for industry-wide environmental compliance. Certification by established and respected third parties ensures that all manufacturers are held to the same high standards and that customers can trust a company's declaration about the environmental benefits of its products. Knoll third-party partners include: the International Standards Organization (ISO); Forest Stewardship Council (FSC®); Rainforest Alliance; GREENGUARD® Environmental Institute; and The Business and Institutional Furniture Manufacturer's Association (BIFMA) level® certification from Scientific Certification Systems (SCS).

In addition, Knoll is aligned with the U.S. Green Building Council and can help companies, healthcare organizations and educational institutions achieve Leadership in Energy and Environmental Design (LEED®) workplace certification.

## Global Climate Change

- Knoll is a sponsor of the Clinton Global Initiative, which brings together a community of global leaders to devise and implement solutions to some of the world's most pressing challenges, including environmental change.
- Knoll has a comprehensive Energy Management Program to increase energy efficiency in products and processes.

## Life Cycle Assessment (LCA) Tool

- Life Cycle Assessment is a science-based measurement of a product's environmental impacts throughout its life cycle, from raw materials sourcing through manufacture, shipping, use and re-use or end-of-life. LCA enables cradle-to-cradle implementation of sustainable practices.

## Setting Industry Standards

- Knoll partners with MTS (The Institute for Market Transformation to Sustainability) to develop the SMaRT® Consensus Sustainable Products Standards, a set of consensus-based sustainable product standards based on the LEED® model, for all building products, fabric, apparel, flooring and carpet. MTS, the developer of SMaRT®, is an accredited American National Standards Institute (ANSI) standard developer.
- Knoll also partners with BIFMA (Business and Institutional Furniture Manufacturers Association) to promote level® sustainability standards for the contract furniture industry.
- Knoll has established FSC® (Forest Stewardship Council) certified wood as the standard for general office open plan office systems, casegoods and tables.
- Knoll has launched Full Circle, a resource recovery program developed with ANEW, to help customers extend the life cycle of surplus furniture, fixtures and equipment (FF&E) in an economically, socially and environmentally responsible manner.
- Our goal is to encourage all manufacturers in the contract furniture industry and related industries to adopt standards that will lead to sustainable products and practices.

*For more information about Knoll and sustainable design, visit [knoll.com/environment](http://knoll.com/environment).*

---

<b>How To Use This Program</b>	Send customer purchase order, standard non-billable, or billable service order form to KnollParts via fax - 215-679-1032 or e-mail 24response@knoll.com. For inquiries regarding your order or technical information please call 1-800-343-5665 ext. 1008, from 8 AM to 5 PM, eastern time or e-mail 24response@knoll.com.
<b>When Will My Parts Be Shipped?</b>	Parts will be shipped within 24 hours from time your order is received. Orders shipping from Toronto, Canada may require 48 hours due to customs restraints.
<b>Program Policy</b>	<ul style="list-style-type: none"><li>• <u>24 Response orders will be shipped “Standard Ground Transportation” (UPS) unless otherwise specified.</u></li><li>• 24 Response orders with <b>“Next Day”</b> delivery request must be <b>CLEARLY MARKED</b> and specify Early Morning, Mid Morning, or PM.</li><li>• Billable orders with <b>“Next Day”</b> delivery requests will be at <b>Customer’s Expense.</b></li><li>• Effective January 16, 2006, a \$15. shipping &amp; handling charge will be added to all billable orders, standard or premium delivery requests.</li><li>• Orders received after 12 Noon eastern-time are not guaranteed to ship the same day; they may be shipped the following workday.</li><li>• <b>Quantities</b> may be limited pending availability of product.</li><li>• List price may change in conjunction with change of list prices in standard Price Lists.</li><li>• Tracking information available next day on exchange.knoll.com</li><li>• <b>Paint Orders:</b> Must be received by 12Noon to ship same day. Overnight shipping is <b>not available</b> due to Federal Regulations. Tracking information is available by calling number listed above.</li><li>• No returns</li><li>• No changes or cancellations once order is booked.</li></ul>
<b>To Process Your Order Immediately - Representative Will Need To Know The Following</b>	<ul style="list-style-type: none"><li>• Customer or Dealer Name and/or Number.</li><li>• Original Knoll order number (for non-billable requests).</li><li>• Reason for non-billable request.</li><li>• Original purchase order number.</li><li>• Your name</li><li>• Company</li><li>• “Ship To” address, contact, and phone number.</li><li>• Special instructions.</li><li>• Pattern number(s) or part(s) needed</li><li>• Quantity</li><li>• Color</li></ul>

---

## Powder Textured

F0	Flint
K5	Silver
S4	White
K1	Lt. Grey
K2	Med. Grey
K3	Bk. Grey
K4	Beige
R8	Malachite
R9	Lt. Tan

## Powder Smooth

F9	Flint
RS	Silver
S2	White
G1	Lt. Grey
G2	Med. Grey
G3	Bk. Grey
H5	Beige
R6	Malachite
R7	Lt. Tan

## Wet Textured

F0	Flint
RT	Silver
S4	White
G7	Lt. Grey
G8	Med. Grey
G9	Bk. Grey
H6	Beige
R8	Malachite
R9	Lt. Tan

Component	Description	pattern number	list
Calibre Pedestal	1.5" Caster Kit	<b>ZZ1B63142H01</b>	\$74.
	18 <sup>3</sup> / <sub>4</sub> " Drawer Slide pair	<b>ZZ6D06716PR18</b>	68.
	18" Full Extend Slide (2 pkg)	<b>ZZ6D06717H01</b>	87.
	2" Caster Kit	<b>ZZ1B63142H02</b>	78.
	20.00 Lock Channel	<b>ZZ1C69198H03</b>	30.
	24 <sup>3</sup> / <sub>4</sub> " Drawer Slide pair	<b>ZZ6D06716PR24</b>	68.
	24" Full Extended Slide (pkg 2)	<b>ZZ6D06717H02</b>	88.
	30 <sup>3</sup> / <sub>4</sub> " Drawer Slide pair	<b>ZZ6D06716PR30</b>	72.
	30" Full Extended Slide (pkg 2)	<b>ZZ6D06717H03</b>	115.
	Beltloop Lock Channel	<b>ZZ6D07420H01</b>	37.
	Bridge Filler Panel HDWR kit	<b>ZZB62922H01</b>	61.
	Knoll Lock Housing	<b>ZZ1C69286G01</b>	34.
	Lock Lever	<b>ZZ1C69275G01</b>	30.
Lock Stop (pkg 2)	<b>ZZ1C69295H01</b>	29.	
Doublewide Pedestal	30" Lock Bar	<b>ZZ1C69369G01</b>	41.
	36" Lock Bar	<b>ZZ1C69369G02</b>	41.
	Drawer Slide (pair)	<b>ZZ6D07897BRTPR</b>	104.
	Knoll Lock Housing	<b>ZZ1B62604H01</b>	37.
	Lock channel,DBL Wide	<b>ZZ6D06955H01</b>	33.
Hardware Kit	18" Bridge	<b>ZZB62913H01</b>	104.
	18" Pedestal w/ Return	<b>ZZB62909H01</b>	60.
	24" Bridge	<b>ZZB62914H01</b>	66.
	24" End Unit Return	<b>ZZB62912H01</b>	90.
	24" Pedestal w/Return	<b>ZZB62910H01</b>	108.
	36" W/S VDT Grommet Kit	<b>ZZ5158252</b>	45.
	Dbl Ped Hdwr Attachment Kit	<b>ZZB62908H01</b>	97.
	Desk Filler Panel	<b>ZZB62920H01</b>	79.
	End Unit	<b>ZZB62911H01</b>	56.
	End Unit Trim Kit	<b>ZZC69366H01</b>	45.
	Grommet Kit (18",24" & 30")	<b>ZZ1548192</b>	66.
	Integration Bracket	<b>ZZB62997H01</b>	95.
	Pedestal File Support	<b>ZZCD1FS</b>	40.
	Return Filler Panel	<b>ZZB62921H01</b>	34.
	Single Ped Hdwr Attachment Kit	<b>ZZB62907H01</b>	99.
	T-End	<b>ZZB62996H01</b>	82.
	U-Credenza	<b>ZZB62915H01</b>	52.
	U-Credenza Filler Panel	<b>ZZB62923H01</b>	34.
VDT Corner	<b>ZZB62995H01</b>	53.	

Component	Description	pattern number	list
File/Storage	30" Hanging rail	<b>ZZ5Z4NB</b>	\$24.
	36" Hanging rail	<b>ZZ5Z6NB</b>	24.
	42" Hanging rail	<b>ZZ5Z8NB</b>	24.
	Cabinet Housing	<b>ZZ1C69284H01</b>	34.
	Center Lock Module	<b>ZZ1B63310H01</b>	47.
	Drawer Slide RH	<b>ZZ6D07894H02</b>	69.
	Extended Front Lock Rod	<b>ZZ1C69493H03</b>	46.
	Flipper Door Slide 12" LH	<b>ZZ6D07898H01</b>	78.
	Flipper Door Slide 12" RH	<b>ZZ6D07898H02</b>	78.
	Flipper housing	<b>ZZ1C69285G01</b>	47.
	Flipper Lock Rod	<b>ZZ1C69493H01</b>	46.
	Front to back hanging bar	<b>ZZ5ZNNF</b>	59.
	Ganging hardware	<b>ZZ5Z4NN</b>	22.
	Lable Holder	<b>ZZ5ZNNL</b>	60.
	Leveler Glides - Bookcase (pkg 4)	<b>ZZ1B63289H01</b>	46.
	Leveler Glides - Equity Height (pkg 4)	<b>ZZ1B63287H02</b>	45.
	Leveler Glides - Standard (pkg 4)	<b>ZZ1B63287H01</b>	45.
	Lock Bar	<b>ZZ1B63312H01</b>	46.
	Lockshell & Cam Assm.	<b>ZZ1B63338G01</b>	52.
	Magnet/Latch Kit	<b>ZZ1534656</b>	66.
	Non-Flip lock housing	<b>ZZ1C69494G01</b>	47.
	Shelf Clips - Hybrids	<b>ZZ1C69473H01</b>	53.
	Shelf clips Calibre bookcase (pkg 4)	<b>ZZB62978H02</b>	18.
	Shelf Clips for cab. & wardrobe (pkg 4)	<b>ZZ62886H02</b>	10.
	Side Lock Module	<b>ZZ1B63311H01</b>	47.
	Standard Lock Rod	<b>ZZ1C69493H02</b>	46.

component	description	finish	pattern no.	list
Wall	Straight Connector Kit		<b>HLKRAX1S</b>	\$27.
Electrical	12" Jumper Cable (37")		<b>HLKRAR1EJ1</b>	111.
	120" Jumper Calbe (145")		<b>HLKRAR1EJ10</b>	294.
	144" Jumper Cable (169")		<b>HLKRAR1EJ12</b>	331.
	24" Jumper Cable (49")		<b>HLKRAR1EJ2</b>	147.
	36" Jumper Cable (61")		<b>HLKRAR1EJ3</b>	167.
	48" Jumper Cable (73")		<b>HLKRAR1EJ4</b>	183.
	60" Jumper Cable (85")		<b>HLKRAR1EJ5</b>	205.
	72" Jumper Cable (97")		<b>HLKRAR1EJ6</b>	225.
	96" Jumper Cable (121")		<b>HLKRAR1EJ8</b>	257.
	APCOC Outlet Cover	(G7,G8,G9,F0,R9) (X7,X8,X9,X0,X5,X6)	<b>HLKR6AA1082( )</b>	37.
	APCOC Outlet Cover Light seal strip		<b>HLKR1B533380152</b>	3.
	Base Power Connector (Frame to Frame 36")		<b>HLKRAR1EPC2</b>	111.
	Base Power Connector (within frame 12")		<b>HLKRAR1EPC1</b>	93.
	Base Raceway Power Rail (48" or 72" Frame)		<b>HLKRAR1E2</b>	205.
	Base Raceway Power Rail (60" frame)		<b>HLKRAR1E3</b>	240.
	Cable Clips (set of 100)		<b>HLKRAR1PCC100</b>	93.
	Duplex Outlet Circuit "A"		<b>HLKRAR1DA</b>	47.
	Duplex Outlet Circuit "B"		<b>HLKRAR1DB</b>	47.
	Duplex Outlet Circuit "X"		<b>HLKRAR1DX</b>	47.
	Duplex Outlet Circuit "X" (Orange Face)		<b>HLKRAR1DXO</b>	52.
	Duplex Outlet Circuit "Y"		<b>HLKRAR1DY</b>	47.
	Duplex Outlet Circuit "Y"(Orange Face)		<b>HLKRAR1DYO</b>	52.
	Outlet Filler (ea)		<b>HLKR1C5912452</b>	5.
	Outlet Module 2 + 2		<b>HLKRAR1EOM</b>	193.
	Power Infeed Base (49")		<b>HLKRAR1EPI2</b>	184.
	Power Infeed Desk Hegt (85")		<b>HLKRAR1EPI5</b>	225.
Stackable	Connector, Mast-Currents Crown		<b>HLKR6AA432200</b>	8.
Add Up Panel	Machine Screw BUH		<b>HLKR7073440</b>	3.
	Screw Cap SOH 5/16-18X 1 1/4"		<b>HLKR7126100P</b>	2.
Linkable Screen	Flat End Raceway Cover AA1RE	(G1,G2,G3,F9,H5,R7,RS)	<b>HLKR1C59484 ( )</b>	42.
	Flat End Topcap		<b>HLKR1B53661D6</b>	16.
	Full End Topcap		<b>HLKR1B53662D6</b>	14.
	Glide, 2 1/8" Diameter		<b>HLKR1C5948352</b>	5.
	Machine Screw BUH 3/8-16 x 1 5/16"		<b>HLKR6AA742540</b>	3.
	Topcap corner L		<b>HLKR6D12305D6</b>	12.
	Topcap T		<b>HLKR6D12306D6</b>	12.

**Color Codes**

G1,G7,U = Lt Grey  
 G2,G8,J = Md Grey  
 G3,G9,V = Dk Grey  
 F9,F0,2 = Flint  
 H5,H6,H = Beige

**Color Codes**

R7,R9,W = Tan  
 RS,RT,3 = Silver  
 Z5,S = Slate  
 J0,E = Soft Grey

component	description	finish	pattern no.	list
Linkable Screen	Topcap X		<b>HLKR6D12307D6</b>	\$14.
	Weldment, Leg Panel/Grey		<b>HLKR1C59478SP</b>	45.
Brackets	Acorn Nut 5/16-18		<b>HLKR7274140</b>	3.
	Machine Screw FH 5/16-18 X 1 1/4"		<b>HLKR7511440</b>	2.
	Machine Screw PNP 5/16-18 x 3/4"		<b>HLKR7060440</b>	2.
	Machine Screw PNP 5/16-18x1 3/4"		<b>HLKR6AA411440</b>	2.
	Screw BUH 1/4-20 x 1		<b>HLKR6AA412040</b>	2.
	Screw PNP #14 x 3/4"		<b>HLKR7490140</b>	2.
	Selftap Screw 10-20 x 1		<b>HLKR6AA418740</b>	2.
Rolling Door	Clip, Shroud		<b>HLKR6TR122500</b>	6.

**Color Codes**

G1,G7,U = Lt Grey  
 G2,G8,J = Md Grey  
 G3,G9,V = Dk Grey  
 F9,F0,2 = Flint  
 H5,H6,H = Beige

**Color Codes**

R7,R9,W = Tan  
 RS,RT,3 = Silver  
 Z5,S = Slate  
 J0,E = Soft Grey



# Dividends

## *Panel and Connector Components*

24 Response

component	description	pattern no.	list
Panel	Bottom Connector-Cactus (pkg of 20)	<b>ZZ1A52418G01</b>	\$28.
	Carpet Gripper (pkg of 10)	<b>ZZDP1CG</b>	22.
	DP8 Hardware Kit	<b>ZZ2MA2335H01</b>	34.
	DP8 Panel Rigidizer bracket (pkg 10)	<b>ZZ2MA1945H01</b>	34.
	DP8 Utility Connector (pkg 10)	<b>ZZ2MA2387H01</b>	29.
	Fabric Clips	<b>ZZ5112B65H01</b>	5.
	Full view/ Stack Panel Connector Assy.	<b>ZZ5092B28G01</b>	58.
	Top Connector - Wedge (pkg of 10)	<b>ZZ1A52421G01</b>	88.
Rigidizer Full View (each)	2 - way (L)	<b>ZZ2MA1859H01</b>	16.
	3 - way (T)	<b>ZZ2MA1958H01</b>	60.
	4 - way (X)	<b>ZZ2MA1957H01</b>	98.
	In line - straight	<b>ZZ2MA1965H01</b>	23.
Rigidizer Top Way (each)	2 - way (L)	<b>ZZ2MA2261H01</b>	31.
	3 - way (T)	<b>ZZ2MA2263H01</b>	52.
	4 - way (X)	<b>ZZ2MA2262H01</b>	71.
	In line - straight	<b>ZZ2MA2264H01</b>	28.
Insert Support D2 Style	18" Insert Support (snap fit)	<b>ZZDP2SOS18</b>	44.
	24" Insert Support (snap fit)	<b>ZZDP2SOS24</b>	48.
	30" Insert Support (snap fit)	<b>ZZDP2SOS30</b>	53.
	36" Insert Support (snap fit)	<b>ZZDP2SOS36</b>	54.
	42" Insert Support (snap fit)	<b>ZZDP2SOS42</b>	58.
	48" Insert Support (snap fit)	<b>ZZDP2SOS48</b>	58.
Insert Support Mntg Brackets	D2 Style Insert Support Mount Brkts (pair)	<b>ZZDP2SOSC</b>	19.

# Dividends

## *Electrical 2 + 2 Components*

24 Response

description	type	pattern no.	list
Infeeds 2 + 2 only	Base Infeed (reversible)	<b>ZZDE18RBI56</b>	\$326.
	Ceiling Infeed Harness	<b>ZZDE18CI144</b>	392.
Receptacles	Duplex Circuit 1	<b>ZZDE1DR1SP</b>	47.
	Duplex Circuit 2	<b>ZZDE1DR2SP</b>	47.
	Duplex Circuit 3	<b>ZZDE1DR3SP</b>	47.
	Duplex Circuit 4	<b>ZZDE1DR4SP</b>	47.
	Duplex Circuit 5	<b>ZZDE1DR5SP</b>	47.
	Duplex Circuit 6	<b>ZZDE1DR6SP</b>	47.
Receptacles 10 Pack	Duplex Circuit 1 (10 pack)	<b>ZZDE1DR1TP</b>	471.
	Duplex Circuit 2 (10 pack)	<b>ZZDE1DR2TP</b>	471.
	Duplex Circuit 3 (10 pack)	<b>ZZDE1DR3TP</b>	471.
	Duplex Circuit 4 (10 pack)	<b>ZZDE1DR4TP</b>	471.
	Duplex Circuit 5 (10 pack)	<b>ZZDE1DR5TP</b>	471.
	Duplex Circuit 6 (10 pack)	<b>ZZDE1DR6TP</b>	471.
Multiple Panel Power Jumper 2 + 2 only	54" Panel run	<b>ZZDE18PJ54WP</b>	166.
	60" Panel run	<b>ZZDE18PJ60WP</b>	173.
	72" Panel run	<b>ZZDE18PJ72WP</b>	184.
	96" Panel run	<b>ZZDE18PJ96WP</b>	213.
Power Module 2 + 2	24" Power Module	<b>ZZDE18PM24</b>	151.
	30" Power Module	<b>ZZDE18PM30</b>	160.
	36" Power Module	<b>ZZDE18PM36</b>	163.
	42" Power Module	<b>ZZDE18PM42</b>	177.
	48" Power Module	<b>ZZDE18PM48</b>	185.
Power Connector 2 + 2 only	12" No post	<b>ZZDE18PCNP</b>	95.
	15" No post	<b>ZZDE18PCWP</b>	98.
Universal Post & Components	Post Only 36"	<b>ZZDP8PO36</b>	95.
	Post Only 42"	<b>ZZDP8PO42</b>	95.
	Post Only 50"	<b>ZZDP8PO50</b>	110.
	Post Only 64"	<b>ZZDP8PO64</b>	131.
	Post Only 78"	<b>ZZDP8PO78</b>	226.

### Application Notes

# Dividends

## *Bracket Components and Accessories*

component	description	pattern no.	list
Worksurface Support	18" Cantilever	<b>ZZDB1C18 (L/R)</b>	\$50.
	18" Flat Bracket	<b>ZZDB1F18</b>	22.
	24" Cantilever	<b>ZZDB1C24 (L/R)</b>	70.
	24" Flat Bracket	<b>ZZDB1F24</b>	28.
	30" Cantilever	<b>ZZDB1C30 (L/R)</b>	98.
	30" Flat Bracket	<b>ZZDB1F30</b>	32.
	Panel to End Unit Bracket	<b>ZZDB1PEU</b>	12.
	Panel to Worksurface Bracket	<b>ZZDB1PWS (L/R)</b>	11.
	Worksurface Grommet	<b>HLKR2389B09G01</b>	5.
	Worksurface Screws (pkg of 12)	<b>ZZ1A52422G01</b>	46.
Brackets	Reuter Overhead	<b>ZZRO1DPB</b>	72.
Panel Mount	Reuter Shelf	<b>ZZRS1DPB</b>	72.

description	type	finish	pattern no.	list
Horizon	18" Cover No Knockouts	(E,Y1,Y2,Y3)	<b>ZZ7734C70V07</b>	\$22.
Raceway Covers	18" Cover With Knockouts	(E,Y1,Y2,Y3)	<b>ZZ7734C70V01</b>	20.
	24" Cover No Knockouts	(E,Y1,Y2,Y3)	<b>ZZ7734C70V08</b>	22.
	24" Cover With Knockouts	(E,Y1,Y2,Y3)	<b>ZZ7734C70V02</b>	22.
	30" Cover No Knockouts	(E,Y1,Y2,Y3)	<b>ZZ7734C70V09</b>	24.
	30" Cover With Knockouts	(E,Y1,Y2,Y3)	<b>ZZ7734C70V03</b>	23.
	36" Cover No Knockouts	(E,Y1,Y2,Y3)	<b>ZZ7734C70V10</b>	25.
	36" Cover With Knockouts	(E,Y1,Y2,Y3)	<b>ZZ7734C70V04</b>	25.
	42" Cover No Knockouts	(E,Y1,Y2,Y3)	<b>ZZ7734C70V11</b>	29.
	42" Cover With Knockouts	(E,Y1,Y2,Y3)	<b>ZZ7734C70V05</b>	29.
	48" Cover No Knockouts	(E,Y1,Y2,Y3)	<b>ZZ7734C70V12</b>	29.
	48" Cover With Knockouts	(E,Y1,Y2,Y3)	<b>ZZ7734C70V06</b>	29.

description	finish	pattern no.	list
Paint, Touch Up, (2) 1 oz bottles with brushes	Black	<b>HLKRKSTANDPAINTSETBLK</b>	\$65.
	Grey	<b>HLKRKSTANDPAINTSETGRY</b>	65.
	White	<b>HLKRKSTANDPAINTSETWHT</b>	65.

Morrison  
Panel and Connector Components

component	finish type	description	pattern no.	list
Connectors		30" Connector Track	<b>HLKRMC130S1</b>	\$57.
Panel Support		39" Connector Track	<b>HLKRMC139S1</b>	57.
		42" Connector Track	<b>HLKRMC142S1</b>	57.
		42" Corner Post	<b>HLKR6877140</b>	142.
		48" Connector Track	<b>HLKRMC148S1</b>	64.
		48" Corner Post	<b>HLKR5592640</b>	142.
		48" Hi-Lo Corner Post	<b>HLKR6D125120040</b>	258.
		56" Connector Track	<b>HLKRMC156S1</b>	68.
		56" Corner Post	<b>HLKR6764240</b>	192.
		56" Hi-Lo Corner Post	<b>HLKR6D125120140</b>	271.
		64" Connector Track	<b>HLKRMC164S1</b>	69.
		64" Corner Post	<b>HLKR6877240</b>	192.
		64" Hi-Lo Corner Post	<b>HLKR6D125120240</b>	283.
		74" Connector Track	<b>HLKRMC174S1</b>	75.
		74" Corner Post	<b>HLKR6877340</b>	212.
		74" Hi-Lo Corner Post	<b>HLKR5602040</b>	321.
		80" Connector Track	<b>HLKRMC180S1</b>	79.
		80" Corner Post	<b>HLKR6D125100240</b>	212.
		80" Hi-Lo Corner Post	<b>HLKR6D125110140</b>	295.
		Screw (for above clamp -2 per)	<b>HLKR7098440</b>	2.
		Vertical Standard Clamp	<b>HLKR6369952</b>	6.
Top Caps	Wet Textured	18" Capstrip Top Cap	<b>HLKR54330 ( )</b>	43.
Panel Support	Wet Textured	24" Capstrip Top Cap	<b>HLKR54331 ( )</b>	50.
	Wet Textured	3-Way Capstrip Top Cap	<b>HLKR68884 ( )</b>	30.
	Wet Textured	30" Capstrip Top Cap	<b>HLKR54332 ( )</b>	61.
	Wet Textured	36" Capstrip Top Cap	<b>HLKR54333 ( )</b>	80.
	Wet Textured	4-Way Capstrip Top Cap	<b>HLKR68883 ( )</b>	28.
	Wet Textured	42" Capstrip Top Cap	<b>HLKR54334 ( )</b>	85.
	Wet Textured	48" Capstrip Top Cap	<b>HLKR54335 ( )</b>	90.
	Wet Textured	60" Capstrip Top Cap	<b>HLKR54336 ( )</b>	95.
	Wet Textured	Corner Capstrip Top Cap	<b>HLKR68885 ( )</b>	24.
	Wet Textured	End Capstrip Top Cap	<b>HLKR68882 ( )</b>	27.
	Wet Textured	End Post	<b>HLKR69471 ( )</b>	30.
	Wet Textured	Straight Post	<b>HLKR69470 ( )</b>	30.
Raceway Covers	Powder Smooth	18" Raceway, Non-Powered	<b>HLKR69411 ( )</b>	43.
Non Powered	Powder Smooth	24" Raceway, Non Powered	<b>HLKR69412 ( )</b>	55.
Panel Support	Powder Smooth	3-Way Raceway, Non-Powered	<b>HLKR69420 ( )</b>	22.
	Powder Smooth	30" Raceway, Non-Powered	<b>HLKR69413 ( )</b>	61.

Paint Finish Codes

Powder Smooth		Wet Textured	
F9	Flint	F0	Flint
RS	Silver	RT	Silver
G1	Lt. Grey	G7	Lt. Grey
G2	Med. Grey	G8	Med. Grey
G3	Dk. Grey	G9	Dk. Grey
H5	Beige	H6	Beige
R7	Lt. Tan	R9	Lt. Tan

Morrison  
*Panel and Connector Components*

component	finish type	description	pattern no.	list
Raceway Covers Non Powered	Powder Smooth	36" Raceway, Non-Powered	<b>HLKR69414 ( )</b>	\$62.
Panel Support	Powder Smooth	42" Raceway, Non-Powered	<b>HLKR69415 ( )</b>	71.
	Powder Smooth	48" Raceway, Non-Powered	<b>HLKR69416 ( )</b>	80.
	Powder Smooth	60" Raceway, Non-Powered	<b>HLKR69417 ( )</b>	90.
	Powder Smooth	Coner Raceway, Non-Powered	<b>HLKR69419 ( )</b>	22.
	Powder Smooth	End Raceway, Non-Powered	<b>HLKR69418 ( )</b>	22.
Raceway Covers Powered	Powder Smooth	24" Raceway, Powered	<b>HLKR54001 ( )</b>	81.
Panel Support	Powder Smooth	30" Raceway, Powered	<b>HLKR54002 ( )</b>	75.
	Powder Smooth	36" Raceway, Powered	<b>HLKR54003 ( )</b>	90.
	Powder Smooth	42" Raceway, Powered	<b>HLKR54004 ( )</b>	94.
	Powder Smooth	48" Raceway, Powered	<b>HLKR54005 ( )</b>	97.
	Powder Smooth	60" Raceway, Powered	<b>HLKR54006 ( )</b>	124.
	Powder Smooth	Cover, Raceway Knockout	<b>HLKR54007 ( )</b>	12.

**Paint Finish Codes**

Powder Smooth	Wet Textured
F9 Flint	F0 Flint
RS Silver	RT Silver
G1 Lt. Grey	G7 Lt. Grey
G2 Med. Grey	G8 Med. Grey
G3 Dk. Grey	G9 Dk. Grey
H5 Beige	H6 Beige
R7 Lt. Tan	R9 Lt. Tan

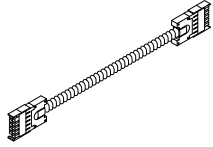
Morrison  
Electrical Components

component	description	pattern no.	list
Power Distribution Panel Support	24" Power Harness	<b>HLKRMR3E24</b>	\$276.
	30" Power Harness	<b>HLKRMR3E30NS</b>	202.
	36" Power Harness	<b>HLKRMR3E36NS</b>	226.
	42" Power Harness	<b>HLKRMR3E42NS</b>	234.
	48" Power Harness	<b>HLKRMR3E48NS</b>	242.
	60" Power Harness	<b>HLKRMR3E60NS</b>	259.
	Power Harness (Vertical Raceway)	<b>HLKRMR3EVR</b>	519.
	Power Infeed Ceiling (Vertical Raceway)	<b>HLKRMR3EPVR</b>	318.
	Power Infeed-Ceiling (External Power Pole)	<b>HLKRMR3EPIC</b>	366.
	Power Infeed-Panel	<b>HLKRMR3ERP1</b>	421.
	Power Infeed/Hardwire/NYC	<b>HLKRMR3EPNY1</b>	268.
	Power Infeed/Hardwire/NYC	<b>HLKRMR3EPNY2</b>	404.
	Power Distribution Desk Support	30" Desk Support Power Harness	<b>HLKRMR3NE30</b>
36" Desk Support Power Harness		<b>HLKRMR3NE36</b>	242.
42" Desk Support Power Harness		<b>HLKRMR3NE42</b>	251.
48" Desk Support Power Harness		<b>HLKRMR3NE48</b>	259.
54" Desk Support Power Harness		<b>HLKRMR3NE54</b>	268.
60" Desk Support Power Harness		<b>HLKRMR3NE60</b>	279.
66" Desk Support Power Harness		<b>HLKRMR3NE66</b>	291.
72" Desk Support Power Harness		<b>HLKRMR3NE72</b>	298.
78" Desk Support Power Harness		<b>HLKRMR3NE78</b>	310.
Power Infeed Desk Support		<b>HLKRMR3NEPI</b>	291.
Power Disrtibution Panel/Desk Support	12" Pass Thru Jumper	<b>HLKRMR3EJ12</b>	135.
	12" Pass Thru Jumper	<b>HLKRMR3EJ18</b>	146.
	24" Pass Thru Jumper	<b>HLKRMR3EJ24</b>	154.
	30" Pass Thru Jumper	<b>HLKRMR3EJ30</b>	164.
	36" Pass Thru Jumper	<b>HLKRMR3EJ36</b>	182.
	42" Pass Thru Jumper	<b>HLKRMR3EJ42</b>	187.
	48" Pass Thru Jumper	<b>HLKRMR3EJ48</b>	197.
	6" Pass Thru Jumper	<b>HLKRMR3EJ6</b>	125.
	Duplex Outlet A	<b>HLKRMR3DA</b>	50.
	Duplex Outlet B	<b>HLKRMR3DB</b>	50.
	Duplex Outlet C	<b>HLKRMR3DC</b>	50.
	Duplex Outlet X	<b>HLKRMR3DX</b>	50.
	Duplex Outlet X Orange	<b>HLKRMR3DXO</b>	60.
	Duplex Outlet Y	<b>HLKRMR3DY</b>	50.
	Duplex Outlet Y Orange	<b>HLKRMR3DYO</b>	60.
	Power Infeed (Vertacal Panel to Desk)	<b>HLKRMR3NEPD</b>	384.



Morrison  
Electrical Components

component	description	pattern no.	list
Power	12" Pass Thru Jumper	<b>HLKRM3EJ12P</b>	\$116.
Disrtibution	18" Pass Thru Jumper	<b>HLKRM3EJ18P</b>	123.
Panel/Desk	24" Pass Thru Jumper	<b>HLKRM3EJ24P</b>	130.
Support - Extended	30" Pass Thru Jumper	<b>HLKRM3EJ30P</b>	138.
	36" Pass Thru Jumper	<b>HLKRM3EJ36P</b>	173.
	42" Pass Thru Jumper	<b>HLKRM3EJ42P</b>	159.
	48" Pass Thru Jumper	<b>HLKRM3EJ48P</b>	167.
	54" Pass Thru Jumper	<b>HLKRM3EJ54P</b>	177.
	6" Pass Thru Jumper	<b>HLKRM3EJ6P</b>	108.
	60" Pass Thru Jumper	<b>HLKRM3EJ60P</b>	185.
	66" Pass Thru Jumper	<b>HLKRM3EJ66P</b>	194.
	72" Pass Thru Jumper	<b>HLKRM3EJ72P</b>	201.
	78" Pass Thru Jumper	<b>HLKRM3EJ78P</b>	213.
	84" Pass Thru Jumper	<b>HLKRM3EJ84P</b>	224.
	90" Pass Thru Jumper	<b>HLKRM3EJ90P</b>	230.
	96" Pass Thru Jumper	<b>HLKRM3EJ96P</b>	238.
	Connector Corner Post	<b>HLKRM3EPCPM</b>	109.
	Connector Straight	<b>HLKRM3EPCM</b>	109.
Electrical	Outlet Filler (ea)	<b>HLKR1C5912452</b>	5.



Morrison  
Bracket Components and Accessories

24 Response

Kit	components	finish	pattern number	list
MO8 Wall Mount Brkt LH (pr) - MO8WMB	Bracket left (1)	Powder Smooth	<b>HLKR51176( )L</b>	\$79.
MO8 Wall Mount Brkt RH (pr) - MO8WMB	Bracket right (1)	Powder Smooth	<b>HLKR51176( )R</b>	79.
MO7 Panel Mount Brkt (pr) - MO7PMB	Bracket (1)	Powder Smooth	<b>HLKR50638( )KIT</b>	114.
MO7 Stanchion Mnt. Brkt - MO7SMB (2/pkg)	Bracket (1)		<b>HLKR5156940</b>	29.
	Screw (1)		<b>HLKR4A26417H02</b>	2.
Shelf Undershelf Brkt 1 1/4" - MB1UC13 (pr)	Bracket left (1)	Powder Smooth	<b>HLKR6D11128L( )</b>	60.
	Bracket right (1)	Powder Smooth	<b>HLKR6D11128R( )</b>	60.
	Screw (4)		<b>HLKR7325440</b>	2.
Desk End to Vertical Pnl Brkt LH -MB1N L	Bracket (1)	Powder Smooth	<b>HLKR69524( )</b>	135.
	Metal screw (2)		<b>HLKR7325440</b>	2.
	Wood screw (2)		<b>HLKR4A214010140</b>	2.
Desk End to Vertical Pnl Brkt RH -MB1N R	Bracket (1)	Powder Smooth	<b>HLKR69523( )</b>	135.
	Metal screw (2)		<b>HLKR7325440</b>	2.
	Wood screw (2)		<b>HLKR4A214010140</b>	2.
24 /30" Desk End Panel Brkt -MB1T24	Bracket (1)	n/a	<b>HLKR6942440</b>	52.
	Metal screw (4)		<b>HLKR7325440</b>	2.
	Wood screw (4)		<b>HLKR4A214010140</b>	1.
Pedestal to Desk Support	Bracket		<b>HLKRMN1DP</b>	18.
24" Single Bridging Brkt LH-MB1SB24L	Bracket Left (1)	n/a	<b>HLKR51575L40</b>	155.
	Nut (1)		<b>HLKR7063100</b>	2.
	Screw (7)		<b>HLKR7060440</b>	2.
24" Single Bridging Brkt RH-MB1SB24R	Bracket right (1)	n/a	<b>HLKR51575R40</b>	155.
	Nut (1)		<b>HLKR7063100</b>	2.
	Screw (7)		<b>HLKR7060440</b>	2.
24" Dual Bridging Brkt -MB1DB24	Bracket (1)	n/a	<b>HLKR5157740</b>	200.
	Nut (2)		<b>HLKR7063100</b>	2.
	Screw (4)		<b>HLKR4A214010140</b>	2.
	Screw (8)		<b>HLKR7060440</b>	2.

**Note:** Standard patterns listed on this page are broken down into individual components. 24 Response upcharge is applied.

**Application Notes**

Powder Smooth

F9 Flint  
RS Silver  
G1 Lt. Grey  
G2 Med. Grey  
G3 Dk. Grey  
H5 Beige  
R7 Lt. Tan

Morrison  
Bracket Components and Accessories

24 Response

Kit	components	finish	pattern number	list
30" Single Bridging Brkt LH-MB1SB30L	Bracket Left (1)	n/a	<b>HLKR51576L40</b>	\$155.
	Nut (1)		<b>HLKR7063100</b>	2.
	Screw (7)		<b>HLKR7060440</b>	2.
30" Dual Bridging Brkt -MB1DB30	Bracket (1)	n/a	<b>HLKR5157840</b>	252.
	Screw (4)		<b>HLKR4A214010140</b>	2.
	Screw (8)		<b>HLKR7060440</b>	2.
30" Single Bridging Brkt RH-MB1SB30R	Bracket right (1)	n/a	<b>HLKR51576R40</b>	155.
	Nut (1)		<b>HLKR7063100</b>	2.
	Screw (7)		<b>HLKR7060440</b>	2.
Shelf Bookend Brkt - MB1B13 (pr)	Bracket Left (1)	Powder Smooth	<b>HLKR69390( )</b>	75.
	Bracket Right (1)	Powder Smooth	<b>HLKR69389( )</b>	75.
	Screw (4)		<b>HLKR7325440</b>	2.
Worksurface Brackets for MB1D	Bracket (1)	n/a	<b>HLKR6952540</b>	80.
	metal screw (2)		<b>HLKR7325440</b>	2.
	wood screw (2)		<b>HLKR4A214010140</b>	2.
Reuter Wall Mount Frame 23"	Bracket	n/a	<b>HLKRRO1WMF2 P</b>	86.
Reuter Wall Mount Frame 35"	Bracket	n/a	<b>HLKRRO1WMF3 P</b>	96.
Reuter Wall Mount Frame 47"	Bracket	n/a	<b>HLKRRO1WMF4 P</b>	109.
Panel Mnt Overhead Brkt for Morrison	Bracket	n/a	<b>ZZRO1MPB</b>	67.
Panel Mnt Shelf Brkt for Morrison	Bracket	n/a	<b>ZZRS1MPB</b>	53.
Lock Assembly	For Veneer Door	n/a	<b>ZZ1C5912300</b>	67.
Shelf Wall Mount Brkt - MO6WMSB (1)	Bracket	Powder Smooth	<b>HLKR63524( )</b>	94.

**Note:** Standard patterns listed on this page are broken down into individual components. 24 Response upcharge is applied.

**Application Notes**

Powder Smooth

F9 Flint  
RS Silver  
G1 Lt. Grey  
G2 Med. Grey  
G3 Dk. Grey  
H5 Beige  
R7 Lt. Tan

Morrison  
Panel Support Brackets

Kit	component	finish	pattern no.	list
VDT Corner Brkt– MB2AUXV	Bracket (1)	n/a	HLKR5133540	\$54.
	Metal screw (1)		HLKR7060440	2.
	Wood screw (1)		HLKR4A214010140	2.
24" End Support Bracket– MB3E24	Bracket (1)	Powder Smooth	HLKR53019( )	99.
	Metal screw (2)		HLKR7325440	2.
	Wood screw (2)		HLKR4A214010140	2.
30" End Support Bracket– MB3E30	Bracket (1)	Powder Smooth	HLKR53020( )	99.
	Metal screw (2)		HLKR7325440	2.
	Wood screw (2)		HLKR4A214010140	2.
18" Cantilever Brkt LH– MB2C18 L	Bracket left (1)	Powder Smooth	HLKR66676( )	66.
	Metal screw (2)		HLKR7325440	2.
	Wood screw (2)		HLKR4A214010140	2.
18" Cantilever Brkt RH– MB2C18 R	Bracket right (1)	Powder Smooth	HLKR66677( )	66.
	Metal screw (2)		HLKR7325440	2.
	Wood screw (2)		HLKR4A214010140	2.
24" Cantilever Brkt LH– MB2C24 L	Bracket left (1)	Powder Smooth	HLKR66674( )	108.
	Metal screw (2)		HLKR7325440	2.
	Wood screw (2)		HLKR4A214010140	2.
24" Cantilever Brkt RH– MB2C24 R	Bracket right (1)	Powder Smooth	HLKR66675( )	108.
	Metal screw (2)		HLKR7325440	2.
	Wood screw (2)		HLKR4A214010140	2.
30" Cantilever Brkt LH– MB2C30 L	Bracket left (1)	Powder Smooth	HLKR66672( )	108.
	Metal screw (2)		HLKR7325440	2.
	Wood screw (2)		HLKR4A214010140	2.
30" Cantilever Brkt RH– MB2C30 R	Bracket right (1)	Powder Smooth	HLKR66673( )	108.
	Metal screw (2)		HLKR7325440	2.
	Wood screw (2)		HLKR4A214010140	2.
24" Cantilever Bridging Brkt – MB1CB24	Bracket (1)	n/a	HLKR5427340	170.
	Metal screw (4)		HLKR7060440	2.
	Wood screw (4)		HLKR4A214010140	2.

**Note:** Standard patterns listed on this page are broken down into individual components. 24 Response upcharge is applied.

**Application Notes**

Powder Smooth

- F9 Flint
- RS Silver
- G1 Lt. Grey
- G2 Med. Grey
- G3 Dk. Grey
- H5 Beige
- R7 Lt. Tan

Morrison  
Panel Support Brackets

Kit	component	finish	pattern no.	list
30" Cantilever Bridging Brkt – MB1CB30	Bracket (1)	n/a	<b>HLKR5427240</b>	\$172.
	Metal screw (4)		<b>HLKR7060440</b>	2.
	Wood screw (4)		<b>HLKR4A214010140</b>	2.
Top to Vertical Panel LH–MB2Y L	Bracket (1)	Powder Smooth	<b>HLKR66678( )</b>	114.
	Metal screw (1)		<b>HLKR7325440</b>	2.
	Wood screw (1)		<b>HLKR4A214010140</b>	2.
Top to Vertical Panel RH–MB2Y R	Bracket (1)	Powder Smooth	<b>HLKR66679( )</b>	114.
	Metal screw (1)		<b>HLKR7325440</b>	2.
	Wood screw (1)		<b>HLKR4A214010140</b>	2.
18" Flat Bridging Bracket – MB3F18	Bracket (1)	n/a	<b>HLKR5325740</b>	42.
	Metal screw (4)		<b>HLKR7325440</b>	2.
	Wood screw (4)		<b>HLKR4A214010141</b>	2.
24" Flat Bridging Bracket – MB3F24	Bracket (1)	n/a	<b>HLKR5325940</b>	48.
	Metal screw (6)		<b>HLKR7325440</b>	2.
	Wood screw (6)		<b>HLKR4A214010141</b>	2.
30" Flat Bridging Bracket – MB3F30	Bracket (1)	n/a	<b>HLKR5326140</b>	52.
	Metal screw (8)		<b>HLKR7325440</b>	2.
	Wood screw (8)		<b>HLKR4A214010141</b>	2.

**Note:** Standard patterns listed on this page are broken down into individual components. 24 Response upcharge is applied.

**Application Notes**

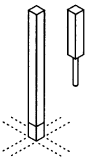
Powder Smooth

F9 Flint  
RS Silver  
G1 Lt. Grey  
G2 Med. Grey  
G3 Dk. Grey  
H5 Beige  
R7 Lt. Tan

# Reff

## Panel and Connector Components

component	description	pattern number	list
Hookstrips	Beltway Hookstrips 42"	<b>ZZR2HKB042</b>	\$125.
	Beltway Hookstrips 49"	<b>ZZR2HKB049</b>	135.
	Beltway Hookstrips 64"	<b>ZZR2HKB064</b>	142.
	Beltway Hookstrips 79"	<b>ZZR2HKB079</b>	149.
	G2 End Hookstrip 15"	<b>ZZR2EHK015</b>	57.
	G2 End Hookstrip	<b>ZZR2EHK034</b>	107.
	G2 End hookstrip 8"	<b>ZZR2EHK008</b>	46.
	G2 Panel Hookstrips 8"	<b>ZZR2HK0008</b>	55.
	Hookstrip to panel wedge w/bolt	<b>ZZ5740205</b>	16.
	Hookstrip to post/ conversion/door wedge	<b>ZZ5740255</b>	5.
	Panel Hookstrips 64"	<b>ZZR2HK0064</b>	149.
	Panel Hookstrips 15"	<b>ZZR2HK0015</b>	87.
	Panel Hookstrips 34"	<b>ZZR2HK0034</b>	119.
	Panel Hookstrips 42"	<b>ZZR2HK0042</b>	127.
	Panel Hookstrips 49"	<b>ZZR2HK0049</b>	136.
	Panel Hookstrips 79"	<b>ZZR2HK0079</b>	163.
	Panel to panel to panel lock sleeve	<b>ZZ5740201</b>	22.
	Panel to post/ conversions/door lock sleeve	<b>ZZ5740202</b>	17.

Posts	description	pattern number	list
	G3 Beltway X-Post w/hookstrip 42"	<b>ZZR3X42BN</b>	271.
	G3 Beltway X-Post w/hookstrip 49"	<b>ZZR3X49BN</b>	301.
	G3 Beltway X-Post w/hookstrip 64"	<b>ZZR3X64BN</b>	342.
	G3 Beltway X-Post w/hookstrip 79"	<b>ZZR3X79BN</b>	389.
	G3 Stacking X-Post w/hookstrip 15"	<b>ZZR3X15</b>	155.
	G3 X-Post w/hookstrip 34"	<b>ZZR3X34N</b>	224.
	G3 X-Post w/hookstrip 42"	<b>ZZR3X42N</b>	242.
	G3 X-Post w/hookstrip 49"	<b>ZZR3X49N</b>	263.
	G3 X-Post w/hookstrip 64"	<b>ZZR3X64N</b>	296.
	G3 X-Post w/hookstrip 79"	<b>ZZR3X79N</b>	337.

Note: All posts are shipped as X-way. They can be converted on site into the required configuration (L,T,X or Straight-line). All topcaps, covertrims and post bases (L,T,X or Straight-line) can be ordered through Customer Service.

Panel	34" Panel to B/W Post	<b>ZZR234PKIT</b>	127.
Alignment	34" Panel to B/W Post	<b>ZZR334PKIT</b>	119.
	Alignment Kit Panel to Door	<b>ZZRSPABPD</b>	5.
	Alignment Kit Panel to Panel	<b>ZZRSPABPP</b>	5.
	Alignment Kit Panel to Window	<b>ZZRSPABPW</b>	5.
	Attach Kit G1 to G2 Panels	<b>ZZR2AK</b>	53.
	Attach Kit G1 to G3 Panels	<b>ZZR3AK</b>	29.
	Floor to Ceiling Beam Bracket	<b>ZZRFTCDR</b>	9.
	Floor to Ceiling Beam Bracket	<b>ZZRFTCSM</b>	9.
	Floor to Ceiling Beam Bracket	<b>ZZRFTCWT</b>	9.

Reff  
*Panel and Connector Components*

component	description	pattern number	list
Panel Alignment	Floor to Ceiling Caddy Clips (100)	<b>ZZRFTCCLIPS</b>	\$353.
	Floor to Ceiling Spacers (100)	<b>ZZRFTCSPACE</b>	115.
	Panel to Stackable Module (kit)	<b>ZZRSPABPT</b>	5.
	R3/R2 Stackeing Post Sleeve Adapter	<b>ZZR3R2SLV</b>	0.
	Stackable Panel Alignment Bracket Fab/Door	<b>ZZRSPABTD</b>	5.
	Stackable Panel Alignment Bracket Fab/Fab	<b>ZZRSPABTT</b>	5.
	Stackable Panel Alignment Bracket Fab/Win	<b>ZZRSPABTW</b>	5.
	Stackable Panel Alignment Bracket Win/Door	<b>ZZRSPABWD</b>	5.
Stackable Panel Alignment Bracket Win/Win	<b>ZZRSPABWW</b>	5.	
Wall Starters	Floor to Ceiling Wall Starter 21"	<b>ZZRFTCWS21S</b>	66.
	Floor to Ceiling Wall Starter 25"	<b>ZZRFTCWS25S</b>	87.
	Floor to Ceiling Wall Starter 37"	<b>ZZRFTCWS37S</b>	104.
	Stackable Wall Starter 15"	<b>ZZR2SWS0015</b>	68.
	Stackable Wall Starter 34"	<b>ZZR2SWS0034</b>	132.
	Stackable Wall Starter 8"	<b>ZZR2SWS0008</b>	52.
Levelers	Cabinet/Ped 5/16x 18 x3	<b>ZZ5442110</b>	4.
	Gable Leveler 5/16x18x1 1/2"	<b>ZZ5444010</b>	4.
	Screen Panel Leveler	<b>ZZ5750550</b>	3.

component	description	pattern no.	list
Electrical	Duplex Outlet, Black Circuit A	<b>ZZRR3DA</b>	\$43.
	Duplex Outlet, Black Circuit B	<b>ZZRR3DB</b>	43.
	Duplex Outlet, Black Circuit X	<b>ZZRR3DX</b>	43.
	Duplex Outlet, Black Circuit Y	<b>ZZRR3DY</b>	43.
	Duplex Outlet, Black w/Orange Triangle Cir Y	<b>ZZRR3DYO</b>	52.
	Duplex Outlet, Black w/Orange Triangle Cir. X	<b>ZZRR3DXO</b>	52.
	Extended Jumper 18" & Post	<b>ZZRR3EJ18P</b>	119.
	Extended Jumper 24" & Post	<b>ZZRR3EJ24P</b>	127.
	Extended Jumper 30" & Post	<b>ZZRR3EJ30P</b>	136.
	Extended Jumper 36" & Post	<b>ZZRR3EJ36P</b>	155.
	Extended Jumper 42" & Post	<b>ZZRR3EJ42P</b>	155.
	Extended Jumper 48" & Post	<b>ZZRR3EJ48P</b>	163.
	Jumper 18" Panel Run	<b>ZZRR3EJ18</b>	119.
	Jumper 24" Panel Run	<b>ZZRR3EJ24</b>	127.
	Jumper 30" Panel Run	<b>ZZRR3EJ30</b>	136.
	Jumper 36" Panel Run	<b>ZZRR3EJ36</b>	149.
	Jumper 42" Panel Run	<b>ZZRR3EJ42</b>	155.
	Jumper 48" Panel Run	<b>ZZRR3EJ48</b>	163.
	Jumper 54" Panel Run	<b>ZZRR3EJ54P</b>	171.
	Jumper 60" Panel Run	<b>ZZRR3EJ60P</b>	181.
	Jumper 66" Panel Run	<b>ZZRR3EJ66P</b>	187.
	Jumper 72" Panel Run	<b>ZZRR3EJ72P</b>	199.
	Jumper 78" Panel Run	<b>ZZRR3EJ78P</b>	207.
	Jumper 84" Panel Run	<b>ZZRR3EJ84P</b>	213.
	Jumper 90" Panel Run	<b>ZZRR3EJ90P</b>	224.
	Jumper 96" Panel Run	<b>ZZRR3EJ96P</b>	233.
	Power Connector Straight/L	<b>ZZRR3EPC</b>	94.
	Power Connector Through Post	<b>ZZRR3EPCP</b>	94.
	Power Infeed Ceiling (External Power Pole)	<b>ZZRR3EPVR</b>	318.
	Power Infeed Hardwire (NYC) One direction	<b>ZZRR3EPNY1</b>	239.
	Power Infeed Hardwire (NYC) Two directions	<b>ZZRR3EPNY2</b>	360.
Power Infeed Panel Base	<b>ZZRR3EPI</b>	311.	
Beltway Electrical 8 Wire Only	Power Rail for Beltline Panel 24"	<b>ZZRR3E24S</b>	171.
	Power Rail for Beltline Panel 30"	<b>ZZRR3E30S</b>	199.
	Power Rail for Beltline Panel 36"	<b>ZZRR3E36S</b>	213.
	Power Rail for Beltline Panel 42"	<b>ZZRR3E42S</b>	233.
	Power Rail for Beltline Panel 48"	<b>ZZRR3E48S</b>	239.



Reff  
*Electrical Components*

component	description	pattern no.	list
Beltway Electrical 10 Wire Only	Power Rail for Beltline Panel 24"	<b>ZZRR3T24S</b>	\$207.
	Power Rail for Beltline Panel 30"	<b>ZZRR3T30S</b>	224.
	Power Rail for Beltline Panel 36"	<b>ZZRR3T36S</b>	239.
	Power Rail for Beltline Panel 42"	<b>ZZRR3T42S</b>	259.
	Power Rail for Beltline Panel 48"	<b>ZZRR3T48S</b>	267.
Beltway Ribbon Connector 8 or 10 Vertical Jumper	Beltway Post (T,L or X Beltway)	<b>ZZRR3LTPCP</b>	106.
	For 30" W Beltway Panels (10-wire)	<b>ZZRR3TBBCS</b>	171.
	For 30" W Beltway Panels (8-wire)	<b>ZZRR3EBBCS</b>	162.
	For 36" to 48" W Beltway Panels (10-wire)	<b>ZZRR3TBBCL</b>	183.
	For 36" W Beltway Panels (8-wire)	<b>ZZRR3EBBCL</b>	171.
	Short Post Appl. (T,L or X Beltway)	<b>ZZRR3LTPC</b>	119.
Electrical Power rail for panel base	24" panle	<b>ZZRR3-E24</b>	163.
	30" panle	<b>ZZRR3-E30NS</b>	206.
	36" panle	<b>ZZRR3-E36NS</b>	225.
	42" panle	<b>ZZRR3-E42NS</b>	234.
	48" panle	<b>ZZRR3-E48NS</b>	243.
	60" panle	<b>ZZRR3-E60-4</b>	326.
	66" panle	<b>ZZRR3-E66-4</b>	345.
	72" panle	<b>ZZRR3-E72-4</b>	367.



Reff  
Bracket Components

component	description	pattern no.	list
Brackets	Cantilever Bracket 18" LH	<b>ZZRBC18L</b>	\$128.
	Cantilever Bracket 18" RH	<b>ZZRBC18R</b>	128.
	Cantilever Bracket 24" LH	<b>ZZRBC24L</b>	142.
	Cantilever Bracket 24" RH	<b>ZZRBC24R</b>	142.
	Corner Top Corner	<b>ZZRBCC</b>	25.
	G2 Trans. Top Support w/screws	<b>ZZ5722105</b>	48.
	Modesty Panel Offset Bracket (pr)	<b>ZZRBPR</b>	9.
	Panel Mount Reuter Ovhd Bracket	<b>ZZR01RPB</b>	61.
	Panel Mount Reuter Shelf Brkt to Reff	<b>ZZRS1RPB</b>	51.
	Panel to End Panel Bracket LH	<b>ZZRBPEL</b>	25.
	Panel to End Panel Bracket RH	<b>ZZRBPER</b>	25.
	Panel to Pedestal Bracket LH	<b>ZZRBPPL</b>	11.
	Panel to Pedestal Bracket RH	<b>ZZRBPPR</b>	11.
	Panel-Storage Tower Bracket LH	<b>ZZRBPSL</b>	16.
	Panel-Storage Tower Bracket RH	<b>ZZRBPSR</b>	16.
	Side Hung Support (pr)	<b>ZZRBCCP</b>	54.
	Top to Top Bracket (pr)	<b>ZZRBF</b>	7.
	Trans. Top Support Mitered	<b>ZZ5340520</b>	80.
	Trans. Top Support Straight	<b>ZZ5340510</b>	47.
	Utility Bracket	<b>ZZRUTB</b>	16.
	Work Top/End Panel Disk	<b>ZZRBDD</b>	4.
	Work Top/Workwall Bent Disk	<b>ZZRBDW</b>	4.
	Z-Bracket (1 1/4" top) (pr)	<b>ZZRBZA</b>	50.
Z-Bracket (1 3/4" top)(pr)	<b>ZZRBZB</b>	50.	

**Available in Black only**

components	description	pattern no.	list
Feet	Foot bracket, lower	<b>HLKR6AJ1201</b>	\$134.
	Foot bracket, upper	<b>HLKR6AJ1296</b>	178.
	Hex nut, serrated flange, 5/16-18, zinc	<b>HLKR6AJ4111</b>	2.
	One-sided foot plate kit, 16", with screws	<b>HLKR6AJ1209</b>	383.
	Scr, mach, flh, socdr, 5/16-18 x .75", with lockpatch	<b>HLKR6AJ1215</b>	5.
	Screw, hex head, serrated falnge, 5/16-18 x .62", black	<b>HLKR6AJ1217</b>	2.
	Screw, pan head phillips drive, 1/4-20 x 3.25", black, with lockpatch	<b>HLKR6AJ4022</b>	14.
	Two-sided foot plate kit, 28", with screws	<b>HLKR6AJ120802</b>	584.
Glides and Horizontal Trim Brackets	Glide	<b>HLKR6AJ1143</b>	8.
	Glide Bracket	<b>HLKR6AJ1142</b>	41.
	Screw, pan head phillips drive, 1/4-20 x 3.25, blackwith lockpatch	<b>HLKR6AJ4022</b>	14.
	Screw, pan head phillips drive, THREAD FORMING, 1/4-20 x .5, black	<b>HLKR6AJ4109</b>	2.
Square Anchored Foot Plate	Foot bracket, lower	<b>HLKR6AJ1201</b>	134.
	Foot bracket, upper	<b>HLKR6AJ1296</b>	178.
	Hex nut, serrated flange, 5/16-18, zinc	<b>HLKR6AJ4111</b>	2.
	Screw, flat head, socket cap, 5/16-18 x .62", black, with lockpatch	<b>HLKR6AJ4094</b>	3.
	Screw, hex head, serrated flange, 5/16-18 x .62", black	<b>HLKR6AJ1217</b>	2.
	Screw, pan head phillips drive, 1/4-20 x 3.25", black, with lockpatch	<b>HLKR6AJ4022</b>	14.
	Square column floor plate	<b>HLKR6AJ1289</b>	254.
Wall Frame	Gusset plate	<b>HLKR6AJ1139H02</b>	72.
	Screw, button head, hex drive, 1/4-20 x 1", black, with lockpatch	<b>HLKR6AJ4017</b>	14.
	Screw, pan head, phillips drive, thread forming, 1/4-20 x .5", black	<b>HLKR6AJ4109</b>	2.
Wall Frame to Wall Frame	Hex nut with lock washer, 1/4-20, zinc	<b>HLKR1A52309H01</b>	2.
	Screw, pan head, phillips drive, 1/4-20 x 2.5", black, with lockpatch	<b>HLKR6AJ4123</b>	9.
Fixed Fin Wall	Fin filler assembly hardware kit	<b>HLKR6AJ0069HWKIT</b>	97.
	Fixed fin glide block	<b>HLKR6AJ1153</b>	32.
	Fixed fin glide bracket	<b>HLKR6AJ114202</b>	40.
	Fixed fin glide, 3" overall nominal height	<b>HLKR5750550</b>	3.
	Fixed fin lock set	<b>HLKR6AJ4095</b>	34.
	Fixed fin lower wall bracket	<b>HLKR6AJ4088</b>	24.
	Fixed fin top filler rail, 22"w	<b>HLKR6AJ119301</b>	156.
	Fixed fin top filler rail, 24"w	<b>HLKR6AJ119302</b>	156.
	Fixed fin top filler rail, 26"w	<b>HLKR6AJ119303</b>	156.
	Fixed fin top filler rail, 28"w	<b>HLKR6AJ119304</b>	156.
Fixed fin top filler rail, 30"w	<b>HLKR6AJ119305</b>	156.	

#### Application Notes

components	description	pattern no.	list
Fixed Fin Wall	Fixed fin top filler rail, 32" w	HLKR6AJ119306	\$156.
	Fixed fin top filler rail, 34" w	HLKR6AJ119307	156.
	Fixed fin top filler rail, 36" w	HLKR6AJ119308	156.
	Fixed fin top filler rail, 38" w	HLKR6AJ119309	156.
	Fixed fin top filler rail, 40" w	HLKR6AJ119310	156.
	Fixed fin top filler rail, 42" w	HLKR6AJ119311	156.
	Fixed fin top filler rail, 44" w	HLKR6AJ119312	156.
	Fixed fin top filler rail, 46" w	HLKR6AJ119313	156.
	Fixed fin top filler rail, 48" w	HLKR6AJ119314	156.
	Height extension glide, 5" overall nominal height	HLKR6AJ1143	8.
	Screw, buttonhead, socket cap, 1/4-20 x .50", black, with lockpatch	HLKR6AJ4039	14.
	Screw, flat head, socket drive, 1/4-20 x .875", black	HLKR6AJ4096	3.
	Screw, flat head, socket drive, 1/4-20 x 1.25", black	HLKR6AJ4093	2.
	Screw, hex head, 1/4-20 x .75", zinc	HLKR6AJ4089	2.
	Screw, undercut flat head, phillips drive, 1/4-20 x .75" black, with lockpatch	HLKR6AJ1231	20.
Set screw, dog point, 1/4-20 x .5", black, with lockpatch	HLKR6AJ4097	10.	
Spliced Beam	Beam splice tube kit, 36", with screws	HLKR6AJ009203KIT	388.
	Beam splice tube kit, 68", with screws	HLKR6AJ009202KIT	595.
	Beam splice tube kit, 96", with screws	HLKR6AJ009201KIT	823.
	Screw, undercut flat head, phillips drive, 1/4-20 x .75" black, with lockpatch	HLKR6AJ1231	20.
Beam to Wall Frame	1/4-20 nut plate	HLKR6AJ4053	14.
	Beam spacer, in-line	HLKR6AJ1135	6.
	Castle bracket	HLKR6AJ1234	86.
	Double castle bracket	HLKR6AJ1191	103.
	Screw, button head cap, 1/4-20 x 1.5", black, with lockpatch	HLKR6AJ4034	20.
	Screw, pan head, phillips drive, 1/4-20 x 3.25", black, with lockpatch	HLKR6AJ4022	14.
Post	Beam spacer, in-line	HLKR6AJ1135	6.
	Bolt, hex head, 1/4-20 x 1.75", zinc	HLKR4A22287	2.
	Castle bracket	HLKR6AJ1234	86.
	Screw, button head cap, 1/4-20 x 1.5", black, with lockpatch	HLKR6AJ4034	20.
	Screw, button head, hex drive, 1/4-20 x 1", black, with lockpatch	HLKR6AJ4017	14.
Off-Module Wall Frame	Off-module mounting bracket	HLKR6AJ1171	45.
	Screw, buttonhead, socket cap, 1/4-20 x .875", black, with lockpatch	HLKR6AJ4040	4.
	Spring slot rail nut, 1/4-20, black	HLKR6AJ4024	16.

## Application Notes

components	description	pattern no.	list
Column to Floor - Glide	Column base assembly	<b>HLKR6AJ1223</b>	\$142.
	Column base shroud	<b>HLKR6AJ122201</b>	54.
	Column base shroud with infeed cutout	<b>HLKR6AJ122202</b>	103.
	Column floor glide	<b>HLKR6AJ1228</b>	54.
	Hex jam nut, 1/2-13 x 3/16" thick, black	<b>HLKR6AJ1233</b>	2.
	Screw, undercut flat head, phillips drive, 1/4-20 x .75", black with lockpatch	<b>HLKR6AJ1231</b>	20.
Column to Floor - Plate	Column bottom plate	<b>HLKR6AJ4051</b>	66.
	Column floor plate	<b>HLKR6AJ1289</b>	254.
	Column height adjustment spacer	<b>HLKR6AJ4067</b>	20.
	Screw, flat head, phillips drive, 1/4-20 x 5", full thread, black	<b>HLKR6AJ4074</b>	5.
	Screw, undercut flat head, phillips drive, 1/4-20 x .75", black, with lockpatch	<b>HLKR6AJ1231</b>	20.
Beam to Column	Column backer plate	<b>HLKR6AJ4066</b>	31.
	Screw, button head, hex drive, 1/4-20 x 1", black, with lockpatch	<b>HLKR6AJ4017</b>	14.
	Screw, flat head, phillips, #8-32 x .5", black	<b>HLKR6AJ4073</b>	15.
	Screw, undercut flat head, phillips drive, 1/4-20 x .75", black, with lockpatch	<b>HLKR6AJ1231</b>	20.
Drapery Track on Beams	Screw, flat head, hex drive, 1/4-20 x 1.25", black, with lockpatch	<b>HLKR6AJ404540</b>	2.
	Screw, flat head, hex drive, 1/4-20 x 1.25", zinc, with lockpatch	<b>HLKR6AJ404596</b>	2.
	Spring slot rail nut, 1/4-20, black	<b>HLKR6AJ4024</b>	16.
Vertical Surfaces	Bayonet bracket	<b>HLKR6AJ406340</b>	22.
	Bayonet catch	<b>HLKR6AJ4064</b>	28.
	Clip, fiberglass core, bottom, with bent tabs	<b>HLKR6AJ113101</b>	17.
	Clip, fiberglass core, top and side, without bent tabs	<b>HLKR6AJ113102</b>	16.
	Clip, wood core, bottom, with bent tabs, black	<b>HLKR6AJ11320140</b>	4.
	Clip, wood core, top and side, without bent tabs, black	<b>HLKR6AJ11320240</b>	4.
	Screw, pan head phillips drive, #6 x .375", black	<b>HLKR6AJ4033</b>	2.
	Screw, self drilling, hex washer head, #10 x 3/4", zinc	<b>HLKR6AJ5018</b>	2.
Conversation Boards - Sliding and Hanging	Connecting link assembly, sliding board (for sliding runs greater than 96")	<b>HLKR6AJ4059</b>	25.
	Retaining ring .375"ID x .025", thick, stainless steel, sliding board	<b>HLKR6AJ4071SS</b>	4.
	Screw, flat head, socket cap, 1/4-20 x 1.75", black or zinc, with lockpatch, sliding board track	<b>HLKR6AJ4069</b>	4.
	Set screw, 1/4-20 x .75", black, with lockpatch, sliding board track	<b>HLKR6AJ1242</b>	5.
	Spring slot rail nut, 1/4-20, black	<b>HLKR6AJ4024</b>	16.
	Spring slot rail nut, 1/4-20, black, sliding board track	<b>HLKR6AJ1243</b>	2.
	Top bracket set, sliding board	<b>HLKR6AJ405740SET</b>	40.
	Track roller, sliding board	<b>HLKR6AJ405552</b>	69.

**Application Notes**

components	description	pattern no.	list
Vertical End Trims	Hex nut with lock washer, 1/4-20, zinc	HLKR1A52309H01	\$2.
	Leveler hex base, 1/4-20 thread	HLKR6AJ4025	6.
Pivot Fin Wall	Hex jam nut, 1/2-13 x 5/16" thick, black	HLKR6AJ1233	2.
	Screw, flat head, hex drive, 1/4-20 x .5", black, with lockpatch	HLKR6AJ4031	4.
	Spring plunger	HLKR6AJ4030	60.
	Spring slot rail nut, 1/4-20, black	HLKR6AJ4024	16.
	Washer, 1.06" OD x .53" ID x .08" thk, zinc	HLKR6AJ4028	2.
TV Mounting	1/4-20 nut plate	HLKR6AJ4053	14.
	Screw, pan head phillips drive, 1/4-20 x 3.25", black, with lockpatch	HLKR6AJ4022	14.
	Screw, pan head phillips drive, THREAD FORMING, 1/4-20 x .5, black	HLKR6AJ4109	2.
	Screw, self drilling, hex washer head, #10 x 3/4", zinc	HLKR6AJ5018	2.
	Spacer, tv mount	HLKR6AJ4120	3.
	Upright angle brace kit, with screws	HLKR6AJ4100KIT	81.
Electrical	Dust cover, qty 1	HLKR6AJ5012	12.
	Dust cover, set of 10	HLKR6AJ5012SET10	98.
	Hardware outlet box bracket assembly	HLKR6AJ504640	76.
	Outlet box with screws	HLKR6AJ5043	12.
	Power harness mount bracket	HLKR6AJ5027	107.
	Power infeed, NYC, neutral, 10-wire (independent)	HLKR6AJ5015	515.
	Power infeed, NYC, neutral, 10-wire (shared)	HLKR6AJ5014	515.
	Power infeed, NYC, neutral, 8-wire (shared)	HLKR6AJ5016	490.
	Power module with dust covers, neutral, 2+2 (independent)	HLKR6AJ500403	111.
	Power module with dust covers, neutral, 2+2 (shared)	HLKR6AJ500401	94.
	Power module with dust covers, neutral, 3+3(shared)	HLKR6AJ500402	111.
	Screw set, pan head, phillips drive, 1/4-20 x 1", type f	HLKR6AJ5029SET2	9.
	Screw, harness mounting bracket	HLKR6AJ4078	7.
	Change Up Tracks	Change up tracks hardware kit	HLKR6AJ1133
Header to Wall Frame	Hex nut with lock washer, 1/4-20, zinc	HLKR1A52309H01	2.
	Screw, hex head, 1/4-20 x .75", zinc	HLKR6AJ4089	2.
	Screw, pan head, phillips drive, 1/4-20 x 3.25", black, with lockpatch	HLKR6AJ4022	14.
	Screw, pan head, phillips drive, thread forming, 1/4-20 x .5", black	HLKR6AJ4109	2.
Cross Beam Reinforcement	Screw, buttonhead, socket cap, 1/4-20 x .50", black, with lockpatch	HLKR6AJ4039	14.
	Spring slot rail nut, 1/4-20, black	HLKR6AJ4024	16.

#### Application Notes

components	description	pattern no.	list
Horizontal Trims	Screw, pan head phillips drive, #6 x .375", black	<b>HLKR6AJ4033</b>	\$2.
Rolling Marker Board	Marker board anti-dislodgement clip - Black	<b>HLKR6AJ405852</b>	14.
	Marker board Glide boot - Black	<b>HLKR6AJ406152</b>	14.
	Track roller, rolling marker board	<b>HLKR6AJ405552</b>	69.
Skin Brace Bayonet	Bayonet bracket - Black	<b>HLKR6AJ406340</b>	22.
Skin Brace Catch	Bayonet catch - Black	<b>HLKR6AJ4064</b>	28.
Markerboard Skin Clip,	Clip, bottom with screws - Black	<b>HLKR6AJ11320140</b>	4.
Markerboard Skin Clip	Clip, top and side with screws - Black	<b>HLKR6AJ11320240</b>	4.
Seismic Coupler	Seismic coupler, qty 1, Zinc	<b>HLKR6AJ4129</b>	16.

components	description	pattern number	list
------------	-------------	----------------	------

---

**Application Notes**

---



components	description	pattern no.	list
2" City Scape A-Frames Caster Kit (Upright)	Caster kit, 2" (1 each, lock / non-lock), Black	<b>HLKR6AJ326452</b>	\$64.
Caster Kit, 4" (Hospitality Cart)	Caster kit, 4" (1 each, lock / non-lock), Black	<b>HLKR6AJ326752</b>	66.
Hardware Kit, Support to Frame	Screw, skt button head, 1/4-20 x 7/8", with lockpatch, qty 4, Black	<b>HLKR6AJ331040</b>	14.
Screw, Tie Rod Support	Screw, skt button head, 1/4-20 x 7/8", with lockpatch, Black	<b>HLKR6AJ315140</b>	2.
Shelf Hardware Kit (pack of 4)	P-Clip (qty of 4) and Screws (qty of 4), Black	<b>HLKR6AJ331140</b>	14.
Shelf Hardware Kit (pack of 6)	P-Clip (qty of 6) and Screws (qty of 6), Black	<b>HLKR6AJ331240</b>	18.
Wire Basket Hardware Kit (pack of 4)	P-Clip (qty of 4) and Screws (qty of 4)	<b>HLKR6AJ3313</b>	39.
Glide, Upright	Glide, swivel, 1/2-13 x 3"	<b>HLKR3AB818600P</b>	17.
Hospitality Cart 30" Shelf Hardware	Hospitality cart 30" shelf Guard Screw kit, Black	<b>HLKR6AJ331640</b>	32.
	Hospitality cart 30" shelf Guard Screw kit, Zinc	<b>HLKR6AJ331696</b>	36.
	For wire guards and edge guards		
Hospitality Cart 36" and 42" Shelf Hardware	Hospitality cart 36" / 42" shelf Guard Screw kit, Black	<b>HLKR6AJ331740</b>	33.
	Hospitality cart 36" / 42" shelf Guard Screw kit, Zinc	<b>HLKR6AJ331796</b>	38.
	For wire guards and edge guards		
Adjustable Worksurface Tracks Hardware Kit	Change up tracks hardware kit, Black	<b>HLKR6AJ331540</b>	33.
	Change up tracks hardware kit, Zinc	<b>HLKR6AJ331596</b>	38.
Wire Basket Hardware Kit	Basket hardware kit, P-Clip and Black screws	<b>HLKR6AJ331340</b>	39.
	Basket hardware kit, P-Clip and Zinc screws	<b>HLKR6AJ331396</b>	39.
Panel Tie Rod to Upright Screw	Panel tie rod to upright screw - Black	<b>HLKR6AJ322940</b>	3.
	Panel tie rod to upright screw - Zinc	<b>HLKR6AJ322996</b>	11.
Panel Tie Rod Screw	Panel tie rod screw - Black	<b>HLKR6AJ327040</b>	4.
	Panel tie rod screw - Zinc	<b>HLKR6AJ327096</b>	4.
Panel Tie Rod Spacer	Panel tie rod spacer - Black	<b>HLKR6AJ308952</b>	2.
2" City Space A-Frames Caster Kit	Caster kit, 2 inch - Black	<b>HLKR6AJ326452</b>	64.


#### Application Notes

components	description	pattern no.	list
4" Hospitality Cart Caster Kit	Caster kit, 4 inch - Black	<b>HLKR6AJ326752</b>	\$66.

component	description	pattern no.	list
Bottom/Back HDWE	Hardware bag standard bookcase	<b>ZZ2MA0462H01</b>	\$61.
	Leveler glide	<b>ZZ2MA0520H01</b>	51.
	Screw #10x5/8 self drill pan hd (pkg 2)	<b>ZZ1B63346H01</b>	43.
	Screw #8x1/2 self drill pan hd	<b>ZZ1387489</b>	9.
	Screw #8x1/2 self drill truss hd	<b>ZZ2MA0439H01</b>	50.
Templates	Hinge template	<b>ZZ2MA0543H02</b>	66.
	Lock stop template	<b>ZZ2MA0923H02</b>	87.
	Slide drill template	<b>ZZ2MA0643H01</b>	62.
Drawer slides	Interlock cable BF + BBF (red)	<b>ZZ2MA0571H03</b>	81.
	Interlock cable FF (gold)	<b>ZZ2MA0571H02</b>	81.
	LH drawer slide with interlock	<b>ZZ2MA0508H01</b>	108.
	RH drawer slide without interlock	<b>ZZ2MA0509H01</b>	97.
	Slide screw #10 24x3/8 (pag 10)	<b>ZZ1387476</b>	48.
Locks - Drawers Steel and Wood	Drawer lock housing	<b>ZZ2MA0648H01</b>	57.
	Hex nut 3/4 24 (wood front) (pkg 5)	<b>ZZ4A26419H02</b>	38.
	Lock catch upper drawer	<b>ZZ2MA0760H02</b>	57.
	Lock pawl offset upper drawer	<b>ZZ2MA0744H02</b>	57.
	Lock PAWL Straight lower drawer	<b>ZZ2MA0748H02</b>	51.
	Lock pawl straight lower drawer	<b>ZZ2MA0748H02</b>	51.
	Spring clip ESP (steel painted front)	<b>ZZ4A26410H01</b>	28.
Locks - Hinged Doors Steel and Wood	Hex nut 3/4 24 (wood front) (pkg 5)	<b>ZZ4A26419H02</b>	38.
	Left door lock bracket	<b>ZZ6D07388H04</b>	52.
	Lock cam (dbl door above worksurface or full ht)	<b>ZZ2MA0808H02</b>	56.
	Lock cam (dbl door below worksurface)	<b>ZZ2MA0818H02</b>	56.
	Lock housing	<b>ZZ1B63338H01</b>	67.
	Lock pawl (single higne door)	<b>ZZ2MA0804H02</b>	54.
	Screw #6x 5/8 pan hd (pkg 2)	<b>ZZ4A26707H02</b>	42.
	Screw #8 x 1/2 self drill pan hd (pkg 10)	<b>ZZ1387489</b>	9.
	Top lock bracket	<b>ZZ2MA0740H02</b>	54.
Hinges	Clear bumper, self adhesive	<b>ZZ2MA0741H01</b>	47.
	Hinge (Painted Steel Door)	<b>ZZ1C69552H02</b>	64.
	Hinge (Wood Door)	<b>ZZ1C69552H03</b>	66.
	Hinge base plate	<b>ZZ1C69556H01</b>	54.
	Hinge base plate screw (pkg 2)	<b>ZZ1B63478H01</b>	50.
	Hinge cover cap	<b>ZZ1C69557H01</b>	43.

component	description	pattern no.	list
Hinges	Hinge screw (pkg 4)	<b>ZZ1382756</b>	\$9.
Drawer Pull	3" Drawer pull black (AB)	<b>ZZ2MA0467H08</b>	74.
	3" Drawer pull nickle ( AN)	<b>ZZ2MA0467H06</b>	74.
	3" Steel drawer pull anodized (AA) w/ screws	<b>ZZ2MA0467H07</b>	74.
	Screw 8-32x1 PHIL TRUSS (for wood fronts)	<b>ZZ2MA0790H01</b>	50.
	Screw 8-32x3/8" PH #6 UCUT (pkg 2)(for steel fronts)	<b>ZZ1B63478H01</b>	50.
Hinge Door Pull	2" Drawer pull black (AB)	<b>ZZ2MA0467H04</b>	74.
	2" Drawer pull nickle (AN)	<b>ZZ2MA467H02</b>	74.
	2" Steel drawer pull anodized (AA) with screws	<b>ZZMA0467H03</b>	74.
	2" Wood drawer pull nickle (AN) with screws	<b>ZZ2MA0640G04AN</b>	74.
	Screw 8-32x1 PHIL TRUSS (for wood fronts)	<b>ZZ2MA0790H01</b>	50.
	Screw 8-32x3/8" PH #6 UCUT (pkg 2)(for steel fronts)	<b>ZZ1B63478H01</b>	50.
Sliding Door Pull	8-32X3/8" PH PN HD black (2)	<b>ZZ1B63460H01</b>	51.
	Gasket handle sliding	<b>ZZ2MA0753H01</b>	51.
	Sliding door pull anodized (AA)	<b>ZZ2MA0610H03</b>	78.
	Sliding door pull black (AB)	<b>ZZ2MA0610H04</b>	78.
	Sliding door pull nickle (AN)	<b>ZZ2MA0610H02</b>	78.
Brackets	End panel to Dividends Horizon panel	<b>ZZBC1TDBAR</b>	36.
	Flat bracket 18"	<b>ZZBW1FB18</b>	46.
	Flat bracket 24"	<b>ZZBW1FB24</b>	46.
	Flat bracket 30"	<b>ZZBW1FB30</b>	46.
	Shelf divider leveler	<b>ZZ2MA0867H01</b>	141.
	Worksurface bracket (2)	<b>ZZ2MA0519H01</b>	82.
	Worksurface to Dividends Horizon panel (left)	<b>ZZBC1PWSL</b>	36.
	Worksurface to Dividends Horizon panel (right)	<b>ZZBC1PWSR</b>	36.

component	description	pattern no.	list
Sapper Arm	100 x 200 Vesa Plate Adaptor	<b>HLKRSAPVESA 100 200</b>	\$66.
	200 x 200 Vesa Plate Adaptor	<b>HLKRSAPVESA 200 200</b>	82.
Keyboard Support	16" track kit	<b>HLKR16TRCK</b>	89.
	18" track kit	<b>HLKR18TRCK</b>	95.
	22" track kit	<b>HLKR22TRCK</b>	168.
	Mousng surface for 21" Seivel HP Kit	<b>HLKRHPMOUSE</b>	154.
	Mousng surface for 21" Seivel Kit	<b>HLKRSWVLMOUSE</b>	85.
	Platform mounting kit	<b>HLKRPLATHRDWR</b>	40.
	Track mounting hardware kit	<b>HLKRTRCKHRDWR</b>	38.

description	components	quantity	pattern no.	list
	k.task base, 5 Star, Aluminum		<b>HLKR1AS1011AN</b>	\$182.
	k.task Fixed Arm Assembly, Left		<b>HLKR1AS4002LK0</b>	74.
	k.task Fixed Arm Assembly, Right		<b>HLKR1AS4002RK0</b>	74.
	k.task Height Adjustable Arm Assembly, Left		<b>HLKR1AS4001LK0</b>	84.
	k.task Height Adjustable Arm Assembly, Right		<b>HLKR1AS4001RK0</b>	84.
	k.task High Cylinder		<b>HLKR1AS10120340</b>	34.
	k.task High Performance Arm Assembly, Left		<b>HLKR1AS4000LK0</b>	130.
	k.task High Performance Arm Assembly, Right		<b>HLKR1AS4000RK0</b>	130.
	k.task Low Cylinder		<b>HLKR1AS10120140</b>	30.
	k.task Lumbar Support		<b>HLKRKTLUMBAR</b>	40.
	k.task Mechanism Replacement		<b>HLKR1AS100052</b>	320.
k.™ task	Back Assembly Replacement Kit Black Frame with Black Mesh		<b>HLKR1AS300052</b>	208.
	Back Assembly Replacement Kit Black Frame with Grey Mesh		<b>HLKR1AS3000PB</b>	208.
	Back Assembly Screw Replacement, M10 x 30 12.9 Black		<b>HLKR1AS301240</b>	2.
	Base,5-Star Plastic Replacement Black		<b>HLKR1AS101052</b>	74.
	Caster, Hard Wheel		<b>HLKR1AS101452</b>	6.
	Caster, Soft Wheel		<b>HLKR1AS101552</b>	11.
	Cylinder, STD/MED		<b>HLKR1AS10120240</b>	34.
	k.task Arm Set Screw		<b>HLKR1ASARMSSET</b>	6.
	k.task Back Spacer Replacement Kit		<b>HLKR1AS301152KIT</b>	9.
	Mechansim Replacement Kit Black		<b>HLKR1AS100052KIT</b>	320.
	Mechansim Screw Replacement, M6 x 1 x 16, Flanged Rounded Hd, black		<b>HLKR1AS101340</b>	1.

description	type	pattern no.	list
Lock Core	Equity includes 2 keys	<b>HLKRALCKEHRAN</b>	\$31.
	K Series includes 1 key	<b>HLKRKRAN</b>	27.
Key	H Series Interchangeable with all H Series lock cores	<b>HLKRALCKEHKEY</b>	18.
	K Series	<b>HLKRKKEY</b>	12.
	Reff DOM Series	<b>HLKRDOMKEY</b>	28.
Change Key	H Series	<b>HLKRKAC</b>	25.
	K Series	<b>HLKRKCHANGE</b>	12.
Master Key	H Series	<b>HLKRAKM</b>	26.
	K Series <ul style="list-style-type: none"> <li>• <b>A letter of approval on company letterhead from the client must accompany order</b></li> <li>• <b>Must ship direct to end user</b></li> </ul>	<b>HLKRKMASTER</b>	11.

**Note: For all other lock cores and keys please see the key manual located on [www.knoll.com](http://www.knoll.com) under Resources and contact 24 Response for current pricing.**

## Calibre - Paint Group O Calibre Files and Storage

**\*\*\*\*\*METAL SURFACES ONLY\*\*\*\*\*SMOOTH FINISH\*\*\*\*\***

<i>Finish Code</i>	<i>Color Description</i>	<i>12 oz Spray</i>	<i>(2) 1 oz Bottles</i>	<i>Quart</i>	<i>Gallon</i>
<i>List Price:</i>		\$58.00	\$24.00	N/A	N/A
A051	Light Grey	HLKRZ50A051	N/A	N/A	N/A
A191	Light Neutral	HLKRZ50A191	N/A	N/A	N/A
A211	Medium Neutral	HLKRZ50A211	N/A	N/A	N/A
A381	Bone	HLKRZ50A381	N/A	N/A	N/A
B	White	HLKRZ50B	HLKRTOUCH4B	N/A	N/A
D	Dark Neutral	HLKRZ50D	HLKRTOUCH4D	N/A	N/A
E	Soft Grey	HLKRZ50E	HLKRTOUCH4E	N/A	N/A
FCM	Celadon Metallic	HLKRZ50FCM	N/A	N/A	N/A
G	Malachite	HLKRZ50G	N/A	N/A	N/A
H	Metallic Beige	HLKRZ50H	HLKRTOUCH4H	N/A	N/A
J	Medium Metallic Grey	HLKRZ50J	HLKRTOUCH4J	N/A	N/A
LBM	Light Blue Metallic	HLKRZ50LBM	N/A	N/A	N/A
R	Taupe	HLKRZ50R	HLKRTOUCH4R	N/A	N/A
U	Light Metallic Grey	HLKRZ50U	HLKRTOUCH4U	N/A	N/A
V	Dark Metallic Grey	HLKRZ50V	HLKRTOUCH4V	N/A	N/A
W	Light Metallic Tan	HLKRZ50W	HLKRTOUCH4W	N/A	N/A
WLWB	Willow Grey	HLKRZ50WLWB	HLKRTOUCH4WLWB	N/A	N/A
Y1	Pewter	HLKRZ50Y1	HLKRTOUCH4Y1	N/A	N/A
S/Y2	Slate/Medium Grey	HLKRZ50Y2	HLKRTOUCH4S	N/A	N/A
Y3	Dark Grey	HLKRZ50Y3	HLKRTOUCH4Y3	N/A	N/A
11	Classic White	HLKRZ5011	HLKRTOUCH411	N/A	N/A
2	Metallic Flint	HLKRZ502	HLKRTOUCH42	N/A	N/A
27	Matte Black	HLKRZ5027	N/A	N/A	N/A
3	Silver	HLKRZ503	HLKRTOUCH43	N/A	N/A
858P	Pumice	HLKRZ50858P	HLKRTOUCH4858P	N/A	N/A
LH	LH White	HLKRZ50LH	HLKRTOUCH4LH	N/A	N/A

## **A3**

### **PAINT GROUP 2 \*\*\*\*\* TEXTURED SURFACES ONLY** **LACQUER PAINT**

<i>Finish Code</i>	<i>Color Description</i>	<i>12 oz Spray</i>	<i>(2) 1 oz Bottles</i>	<i>Quart</i>	<i>Gallon</i>
<i>List Price:</i>		\$58.00	\$24.00	N/A	N/A
W1	Sail White	HLKRALSSCW1	HLKRALTSCW1	N/A	N/A
G1	Glider Gray	HLKRALSSCG1	HLKRALTLSCG1	N/A	N/A
3	Silver	HLKRALSSC3	HLKRALTSC3	N/A	N/A

## AutoStrada

**\*\*\*\*\*METAL SURFACES ONLY\*\*\*\*\*SMOOTH FINISH\*\*\*\*\***

<i>Finish Code</i>	<i>Color Description</i>	<i>12 oz Spray</i>	<i>(2) 1 oz Bottles</i>	<i>Quart</i>	<i>Gallon</i>
<i>List Price:</i>		\$58.00	\$24.00	N/A	N/A
LH	White	HLKRZ50LH*	HLKRTOUCH4LH*	N/A	N/A



## **Currents-Morrison-Network-Reuter Overheads**

**\*\*\*\*\*METAL SURFACES ONLY\*\*\*\*\*SMOOTH FINISH\*\*\*\*\***

<i>Finish Code</i>	<i>Color Description</i>	<i>12 oz Spray</i>	<i>(2) 1 oz Bottles</i>	<i>Quart</i>	<i>Gallon</i>
<i>List Price:</i>		\$58.00	\$24.00	N/A	N/A
B	White	HLKRZ50B	HLKRTOUCH4B	N/A	N/A
H	Metallic Beige	HLKRZ50H	HLKRTOUCH4H	N/A	N/A
J	Medium Metallic Grey	HLKRZ50J	HLKRTOUCH4J	N/A	N/A
U	Light Metallic Grey	HLKRZ50U	HLKRTOUCH4U	N/A	N/A
V	Dark Metallic Grey	HLKRZ50V	HLKRTOUCH4V	N/A	N/A
W	Light Metallic Tan	HLKRZ50W	HLKRTOUCH4W	N/A	N/A
2	Metallic Flint	HLKRZ502	HLKRTOUCH42	N/A	N/A
3	Silver	HLKRZ503	HLKRTOUCH43	N/A	N/A
S/Y2	Slate/Medium Grey	HLKRZ50Y2	HLKRTOUCH4S	N/A	N/A
E	Soft Grey	HLKRZ50E	HLKRTOUCH4E	N/A	N/A

### **\*\*\*\*\*PAINT GROUP 1\*\*\*\*\***

**\*\*\*\*\*TEXTURED SURFACES ONLY\*\*\*\*\***

### **POWDER ON WOOD SURFACES & INTEGRAL PLASTIC**

<i>Finish Code</i>	<i>Color Description</i>	<i>12 oz Spray</i>	<i>(2) 1 oz Bottles</i>	<i>Quart</i>	<i>Gallon</i>
<i>List Price:</i>		\$58.00	N/A	N/A	N/A
N2	Flint	HLKRALS2	N/A	N/A	N/A
NU	Light Grey	HLKRALSNU	N/A	N/A	N/A
NJ	Medium Grey	HLKRALSJ	N/A	N/A	N/AN
V	Dark Grey	HLKRALS2V	N/A	N/A	N/A
NW	Light Tan	HLKRALS2NW	N/A	N/A	N/A
NH	Beige	HLKRALS2NH	N/A	N/A	N/A

### **\*\*\*\*\*PAINT GROUP 2\*\*\*\*\***

**\*\*\*\*\*TEXTURED SURFACES ONLY\*\*\*\*\***

### **WOOD, METAL, & PLASTIC SURFACES LACQUER PAINT**

<i>Finish Code</i>	<i>Color Description</i>	<i>12 oz Spray</i>	<i>(2) 1 oz Bottles</i>	<i>Quart</i>	<i>Gallon</i>
<i>List Price:</i>		\$58.00	\$24.00	\$129.00	\$261.00
B	White	HLKRALSSCB	HLKRALTSCB	N/A	N/A
2	Metallic Flint	HLKRALSSC2	HLKRALTSC2	HLKRLACQT2	HLKRLACGAL2
3	Silver	HLKRALSSC3	HLKRALTSC3	HLKRLACQT3	HLKRLACGAL3
U	Light Metallic Grey	HLKRALSSC5	HLKRALTSC5	HLKRLACQTU	HLKRLACGALU
V	Dark Metallic Grey	HLKRALSSC6	HLKRALTSC6	HLKRLACQTV	HLKRLACGALV
J	Medium Metallic Grey	HLKRALSSC7	HLKRALTSC7	HLKRLACQTJ	HLKRLACGALJ
H	Metallic Beige	HLKRALSSC8	HLKRALTSC8	HLKRLACQTH	HLKRLACGALH
W	Light Metallic Tan	HLKRALSSC9	HLKRALTSC9	HLKRLACQTW	HLKRLACGALW
G	Malachite	HLKRALSBL1	HLKRALTBL1	HLKRLACQTG	HLKRLACGALG

**Dividends**  
**P1\*\*STANDARD**  
**(Product shipping from Muskegon)**

<i>Finish Code</i>	<i>Color Description</i>	<i>12 oz Spray</i>	<i>(2) 1 oz Bottles</i>	<i>Quart</i>	<i>Gallon</i>
<i>List Price:</i>		\$58.00	\$24.00	N/A	N/A
E	Soft Grey	HLKRZ50E	HLKRTOUCH4E	N/A	N/A
Y1	Pewter	HLKRZ50Y1	HLKRTOUCH4Y1	N/A	N/A
S/Y2	Slate/Medium Grey	HLKRZ50Y2	HLKRTOUCH4S	N/A	N/A
Y3	Dark Grey	HLKRZ50Y3	HLKRTOUCH4Y3	N/A	N/A

**P2\*\*METALLIC**  
**(Product shipping from Muskegon)**

<i>Finish Code</i>	<i>Color Description</i>	<i>12 oz Spray</i>	<i>(2) 1 oz Bottles</i>	<i>Quart</i>	<i>Gallon</i>
<i>List Price:</i>		\$58.00	\$24.00	N/A	N/A
W	Light Metallic Tan	HLKRZ50W	HLKRTOUCH4W	N/A	N/A
H	Metallic Beige	HLKRZ50H	HLKRTOUCH4H	N/A	N/A
3	Silver	HLKRZ503	HLKRTOUCH43	N/A	N/A

**\*\*\*\*\*METAL SURFACES ONLY\*\*\*\*\*TEXTURED FINISH\*\*\*\*\***

**(Product shipping from Grand Rapids)**

<i>Finish Code</i>	<i>Color Description</i>	<i>12 oz Spray</i>	<i>(2) 1 oz Bottles</i>	<i>Quart</i>	<i>Gallon</i>
<i>List Price:</i>		\$58.00	\$24.00	N/A	N/A
E	Soft Grey	HLKRZT50E	HLKRTOUCH4TE	N/A	N/A
D	Dark Neutral	HLKRZT50D	HLKRTOUCH4TD	N/A	N/A
S/Y2	Slate/Medium Grey	HLKRZT50Y2	HLKRTOUCH4TS	N/A	N/A
R	Taupe	HLKR50R	HLKRTOUCH4TR	N/A	N/A

**Equity - Paint Group 0**

**\*\*\*\*\*METAL SURFACES ONLY\*\*\*\*\*SMOOTH FINISH\*\*\*\*\***

**(Product shipping from Muskegon)**

<i>Finish Code</i>	<i>Color Description</i>	<i>12 oz Spray</i>	<i>(2) 1 oz Bottles</i>	<i>Quart</i>	<i>Gallon</i>
<i>List Price:</i>		\$58.00	\$24.00	N/A	N/A
E	Soft Grey	HLKRZ50E	HLKRTOUCH4E	N/A	N/A
D	Dark Neutral	HLKRZ50D	HLKRTOUCH4D	N/A	N/A
S/Y2	Slate/Medium Grey	HLKRZ50Y2	HLKRTOUCH4S	N/A	N/A
R	Taupe	HLKRZ50R	HLKRTOUCH4R	N/A	N/A
3	Silver	HLKRZ503	HLKRTOUCH43	N/A	N/A
Y3	Dark Grey	HLKRZ50Y3	HLKRTOUCH4Y3	N/A	N/A

**\*\*\*\*\*METAL SURFACES ONLY\*\*\*\*\*TEXTURED FINISH\*\*\*\*\***

**(Product shipping from Grand Rapids)**

<i>Finish Code</i>	<i>Color Description</i>	<i>12 oz Spray</i>	<i>(2) 1 oz Bottles</i>	<i>Quart</i>	<i>Gallon</i>
<i>List Price:</i>		\$58.00	\$24.00	N/A	N/A
E	Soft Grey	HLKRZT50E	HLKRTOUCH4TE	N/A	N/A
D	Dark Neutral	HLKRZT50D	HLKRTOUCH4TD	N/A	N/A
S/Y2	Slate/Medium Grey	HLKRZT50Y2	HLKRTOUCH4TS	N/A	N/A
R	Taupe	HLKR50R	HLKRTOUCH4TR	N/A	N/A
3	Silver	HLKR503	HLKRTOUCH4T3	N/A	N/A

**Antenna**

<i>Finish Code</i>	<i>Color Description</i>	<i>12 oz Spray</i>	<i>(2) 1 oz Bottles</i>	<i>Quart</i>	<i>Gallon</i>
<i>List Price:</i>		\$58.00	N/A	N/A	N/A
130	Red Smooth	HLKRZ50130	N/A	N/A	N/A
131	Blue Smooth	HLKRZ50131	N/A	N/A	N/A
<i>List Price:</i>		\$60.00	N/A	N/A	N/A
138	Clear Coat	HLKR35GL03CLR	N/A	N/A	N/A

**Reff**

<i>Finish Code</i>	<i>Color Description</i>	<i>12 oz Spray</i>	<i>(2) 1 oz Bottles</i>	<i>Quart</i>	<i>Gallon</i>
<i>List Price:</i>		\$58.00	N/A	N/A	N/A
DG	Dark Grey	HLKR4230400DG	N/A	N/A	N/A
HPF	Silver Metallic	HLKR4230400HPF	N/A	N/A	N/A
LA	Folkstone Grey	HLKR4230400F	N/A	N/A	N/A
LB	Pumice	HLKR4230400P	N/A	N/A	N/A
LC	Oyster Grey	HLKR4230400O	N/A	N/A	N/A
LD	Charcoal Grey	HLKR4230400C	N/A	N/A	N/A
LE	Willow Grey	HLKR4230400W	N/A	N/A	N/A
LF	Silver Grey	HLKR4230400S	N/A	N/A	N/A
LG	Black	HLKR4230400B	N/A	N/A	N/A
LI	Medium Grey	HLKR423040001	N/A	N/A	N/A

**REFP PUTTY STICK**

<i>Finish Code</i>	<i>Color Description</i>	<i>Putty Stick</i>
<i>List Price:</i>		\$77.00
DG	Dark Grey	ZZ4230403DG
LA	Folkstone Grey	ZZ4230403LA
LB	LAPumice	ZZ4230403LB
LC	Oyster Grey	ZZ4230403LC
LE	Willow Grey	ZZ4230403LE
LF	Silver Grey	ZZ4230403LF
LG	Black	ZZ4230403LG
LI	Medium Grey	ZZ4230403LI

**V1 TECHWOOD TOUCH UP KITS**

**(Kit includes: touch up bottle, putty stick and touch up marker)**

<i>Finish Code</i>	<i>Color Description</i>	<i>Touch Up Kit</i>
<i>List Price:</i>		\$83.00
Y316	Maple	ZZ664000( )()
Y319	Cherry	ZZ664000( )()
Y323	Medium Walnut	ZZ664000( )()
Y326	Dark Mahogany	ZZ664000( )()
Y327	Light Oak	ZZ664000( )()
Y329	Medium Oak	ZZ664000( )()
Y341	Wenge	ZZ664000( )()
Y342	Medium Teak	ZZ664000( )()
Y343	Dark Grey Oak	ZZ664000( )()
Y344	Espresso	ZZ664000( )()
Y851	Black Oak	ZZ664000( )()
Y811	Natural	ZZ664000( )()
Y821	Blond Maple	ZZ664000( )()
Y831	Light Cherry	ZZ664000( )()

\*NOTE: Touch up kits can only be sent by courier, via ground. NO air shipment available.

## **V2 NATURAL VENEER/PREMIUM TECHWOOD VENEERS TOUCH UP KITS**

**(Kit includes: touch up bottle, putty stick and touch up marker)**

<i>Finish Code</i>	<i>Color Description</i>	<i>Touch Up Kit</i>
	<i>List Price:</i>	\$83.00
V312	Bronze Cherry	ZZ664000( )()
V316	Maple	ZZ664000( )()
V411	Light Walnut	ZZ664000( )()
V415	Peacock Green Walnut	ZZ664000( )()
V417	Old english Walnut	ZZ664000( )()
V418	Smoked Walnut	ZZ664000( )()
V433	Light Fawn Cherry	ZZ664000( )()
V436	Medium Brown Cherry	ZZ664000( )()
V439	Straight Anigre	ZZ664000( )()
V440	Natural Hemlock	ZZ664000( )()
Y871	Iced Sycamore (Open Pore)	ZZ664000( )()
Y841	Ebony (Open Pore)	ZZ664000( )()
Y861	Grigio (Open Pore)	ZZ664000( )()
V421	Chalk Oak	ZZ664000( )()
V423	Light Oak	ZZ664000( )()
V425	Amber Oak	ZZ664000( )()
V427	Brown Oak	ZZ664000( )()

\*NOTE: Touch up kits can only be sent by courier, via ground. NO air shipment available.

## **V3 PREMIUM VENEER TOUCH UP KITS**

**(Kit includes: touch up bottle, putty stick and touch up marker)**

<i>Finish Code</i>	<i>Color Description</i>	<i>Touch Up Kit</i>
	<i>List Price:</i>	\$83.00
V512	Figured Anigre	ZZ664000( )()
V514	Makore	ZZ664000( )()
V515	Figured Sycamore	ZZ664000( )()
V517	Natural Sapele	ZZ664000( )()
V518	Natural Chestnut	ZZ664000( )()

\*NOTE: Touch up kits can only be sent by courier, via ground. NO air shipment available.

## **UNIVERSAL PAINT PATTERN NUMBERS**

**September, 2005**

### **SMOOTH FINISH LACQUER PAINT**

<i>Finish Code</i>	<i>Color Description</i>	<i>12 oz Spray</i>	<i>(2) 1 oz Bottles</i>	<i>Quart</i>	<i>Gallon</i>
<i>List Price:</i>		<i>\$58.00</i>	<i>\$24.00</i>	<i>\$129.00</i>	<i>\$248.00</i>
611	Beige Mist Metallic	HLKRSS611	HLKRSB611	HLKRSQ611	HLKRSG611
118	Bright White	HLKRSS118	HLKRSB118	HLKRSQ118	HLKRSG118
112	Brown	HLKRSS112	HLKRSB112	HLKRSQ112	HLKRSG112
113	Dark Grey	HLKRSS113	HLKRSB113	HLKRSQ113	HLKRSG113
114	Folkstone Grey	HLKRSS114	HLKRSB114	HLKRSQ114	HLKRSG114
111	Matte Black/Jet Black	HLKRSS111	HLKRSB111	HLKRSQ111	HLKRSG111
115	Slate/Medium Grey	HLKRSS115	HLKRSB115	HLKRSQ115	HLKRSG115
612	Medium Metallic Grey	HLKRSS612	HLKRSB612	HLKRSQ612	HLKRSG612
116	Sandstone	HLKRSS116	HLKRSB116	HLKRSQ116	HLKRSG116
613	Silver	HLKRSS613	HLKRSB613	HLKRSQ613	HLKRSG613
117	Soft Grey	HLKRSS117	HLKRSB117	HLKRSQ117	HLKRSG117
120	Schwartzenbraun	HLKRSS120	HLKRSB120	HLKRSQ120	HLKRSG120

### **TEXTURED FINISH LACQUER PAINT**

<i>Finish Code</i>	<i>Color Description</i>	<i>12 oz Spray</i>	<i>(2) 1 oz Bottles</i>	<i>Quart</i>	<i>Gallon</i>
<i>List Price:</i>		<i>\$58.00</i>	<i>\$24.00</i>	<i>\$129.00</i>	<i>\$261.00</i>
611	Beige Mist Metallic	HLKRTS611	HLKRTB611	HLKRTQ611	HLKRTG611
118	Bright White	HLKRTS118	HLKRTB118	HLKRTQ118	HLKRTG118
112	Brown	HLKRTS112	HLKRTB112	HLKRTQ112	HLKRTG112
113	Dark Grey	HLKRTS113	HLKRTB113	HLKRTQ113	HLKRTG113
114	Folkstone Grey	HLKRTS114	HLKRTB114	HLKRTQ114	HLKRTG114
111	Matte Black/Jet Black	HLKRTS111	HLKRTB111	HLKRTQ111	HLKRTG111
115	Slate/Medium Grey	HLKRTS115	HLKRTB115	HLKRTQ115	HLKRTG115
612	Medium Metallic Grey	HLKRTS612	HLKRTB612	HLKRTQ612	HLKRTG612
116	Sandstone	HLKRTS116	HLKRTB116	HLKRTQ116	HLKRTG116
613	Silver	HLKRTS613	HLKRTB613	HLKRTQ613	HLKRTG613
117	Soft Grey	HLKRTS117	HLKRTB117	HLKRTQ117	HLKRTG117
120	Schwartzenbraun	HLKRTS120	HLKRTB120	HLKRTQ120	HLKRTG120

# Alpha-Numeric Index

<i>pattern no.</i>	<i>page</i>	<i>pattern no.</i>	<i>page</i>	<i>pattern no.</i>	<i>page</i>	<i>pattern no.</i>	<i>page</i>
HLKR16TRCK	37	HLKR5427340	20	HLKR6AJ1133	30	HLKR6AJ4024	28, 29, 30
HLKR18TRCK	37	HLKR54330	14	HLKR6AJ1135	28	HLKR6AJ4025	30
HLKR1A52309H01	27, 30	HLKR54331	14	HLKR6AJ1139H02	27	HLKR6AJ4028	30
HLKR1AS100052	38	HLKR54332	14	HLKR6AJ1142	27	HLKR6AJ4030	30
HLKR1AS100052KIT	38	HLKR54333	14	HLKR6AJ114202	27	HLKR6AJ4031	30
HLKR1AS101052	38	HLKR54334	14	HLKR6AJ1143	27, 28	HLKR6AJ4033	29, 31
HLKR1AS1011AN	38	HLKR54335	14	HLKR6AJ1153	27	HLKR6AJ4034	28
HLKR1AS10120140	38	HLKR54336	14	HLKR6AJ1171	28	HLKR6AJ4039	28, 30
HLKR1AS10120240	38	HLKR5592640	14	HLKR6AJ1191	28	HLKR6AJ4040	28
HLKR1AS10120340	38	HLKR5602040	14	HLKR6AJ119301	27	HLKR6AJ404540	29
HLKR1AS101340	38	HLKR5750550	27	HLKR6AJ119302	27	HLKR6AJ404596	29
HLKR1AS101452	38	HLKR63524	19	HLKR6AJ119303	27	HLKR6AJ4051	29
HLKR1AS101552	38	HLKR6369952	14	HLKR6AJ119304	27	HLKR6AJ4053	28, 30
HLKR1AS300052	38	HLKR66672	20	HLKR6AJ119305	27	HLKR6AJ405552	29, 31
HLKR1AS3000PB	38	HLKR66673	20	HLKR6AJ119306	28	HLKR6AJ405740SET	29
HLKR1AS301152KIT	38	HLKR66674	20	HLKR6AJ119307	28	HLKR6AJ405852	31
HLKR1AS301240	38	HLKR66675	20	HLKR6AJ119308	28	HLKR6AJ4059	29
HLKR1AS4000LKO	38	HLKR66676	20	HLKR6AJ119309	28	HLKR6AJ406152	31
HLKR1AS4000RKO	38	HLKR66677	20	HLKR6AJ119310	28	HLKR6AJ406340	29, 31
HLKR1AS4001LKO	38	HLKR66678	21	HLKR6AJ119311	28	HLKR6AJ4064	29, 31
HLKR1AS4001RKO	38	HLKR66679	21	HLKR6AJ119312	28	HLKR6AJ4066	29
HLKR1AS4002LKO	38	HLKR6764240	14	HLKR6AJ119313	28	HLKR6AJ4067	29
HLKR1AS4002RKO	38	HLKR6877140	14	HLKR6AJ119314	28	HLKR6AJ4069	29
HLKR1ASARMSCSET	38	HLKR6877240	14	HLKR6AJ1201	27	HLKR6AJ4071SS	29
HLKR1B533380152	7	HLKR6877340	14	HLKR6AJ120802	27	HLKR6AJ4073	29
HLKR1B53661D6	7	HLKR68882	14	HLKR6AJ1209	27	HLKR6AJ4074	29
HLKR1B53662D6	7	HLKR68883	14	HLKR6AJ1215	27	HLKR6AJ4078	30
HLKR1C5912452	7, 17	HLKR68884	14	HLKR6AJ1217	27	HLKR6AJ4088	27
HLKR1C59478SP	8	HLKR68885	14	HLKR6AJ122201	29	HLKR6AJ4089	28, 30
HLKR1C5948352	7	HLKR69389	19	HLKR6AJ122202	29	HLKR6AJ4093	28
HLKR1C59484	7	HLKR69390	19	HLKR6AJ1223	29	HLKR6AJ4094	27
HLKR22TRCK	37	HLKR69411	14	HLKR6AJ1228	29	HLKR6AJ4095	27
HLKR2389B09G01	11	HLKR69412	14	HLKR6AJ1231	28, 29	HLKR6AJ4096	28
HLKR3AB818600P	33	HLKR69413	14	HLKR6AJ1233	29, 30	HLKR6AJ4097	28
HLKR4A214010140	18, 19, 20, 21	HLKR69414	15	HLKR6AJ1234	28	HLKR6AJ4100KIT	30
HLKR4A214010141	21	HLKR69415	15	HLKR6AJ1242	29	HLKR6AJ4109	27, 30
HLKR4A22287	28	HLKR69416	15	HLKR6AJ1243	29	HLKR6AJ4111	27
HLKR4A26417H02	18	HLKR69417	15	HLKR6AJ1289	27, 29	HLKR6AJ4120	30
HLKR50638	18	HLKR69418	15	HLKR6AJ1296	27	HLKR6AJ4123	27
HLKR51176	18	HLKR69419	15	HLKR6AJ308952	33	HLKR6AJ4129	31
HLKR5133540	20	HLKR69420	14	HLKR6AJ315140	33	HLKR6AJ500401	30
HLKR5156940	18	HLKR6942440	18	HLKR6AJ322940	33	HLKR6AJ500402	30
HLKR51575L40	18	HLKR69470	14	HLKR6AJ322996	33	HLKR6AJ500403	30
HLKR51575R40	18	HLKR69471	14	HLKR6AJ326452	33	HLKR6AJ5012	30
HLKR51576L40	19	HLKR69523	18	HLKR6AJ326752	33, 34	HLKR6AJ5012SET10	30
HLKR51576R40	19	HLKR69524	18	HLKR6AJ327040	33	HLKR6AJ5014	30
HLKR5157740	18	HLKR6952540	19	HLKR6AJ327096	33	HLKR6AJ5015	30
HLKR5157840	19	HLKR6AA1082	7	HLKR6AJ331040	33	HLKR6AJ5016	30
HLKR53019	20	HLKR6AA411440	8	HLKR6AJ331140	33	HLKR6AJ5018	29, 30
HLKR53020	20	HLKR6AA412040	8	HLKR6AJ331240	33	HLKR6AJ5027	30
HLKR5325740	21	HLKR6AA418740	8	HLKR6AJ3313	33	HLKR6AJ5029SET2	30
HLKR5325940	21	HLKR6AA432200	7	HLKR6AJ331340	33	HLKR6AJ5043	30
HLKR5326140	21	HLKR6AA742540	7	HLKR6AJ331396	33	HLKR6AJ504640	30
HLKR54001	15	HLKR6AJ0069HWKIT	27	HLKR6AJ331540	33	HLKR6D11128L	18
HLKR54002	15	HLKR6AJ009201KIT	28	HLKR6AJ331596	33	HLKR6D11128R	18
HLKR54003	15	HLKR6AJ009202KIT	28	HLKR6AJ331640	33	HLKR6D12305D6	7
HLKR54004	15	HLKR6AJ009203KIT	28	HLKR6AJ331696	33	HLKR6D12306D6	7
HLKR54005	15	HLKR6AJ113101	29	HLKR6AJ331740	33	HLKR6D12307D6	8
HLKR54006	15	HLKR6AJ113102	29	HLKR6AJ331796	33	HLKR6D125100240	14
HLKR54007	15	HLKR6AJ11320140	29, 31	HLKR6AJ4017	27, 28, 29	HLKR6D125110140	14
HLKR5427240	21	HLKR6AJ11320240	29, 31	HLKR6AJ4022	27, 28, 30	HLKR6D125120040	14

<i>pattern no.</i>	<i>page</i>	<i>pattern no.</i>	<i>page</i>	<i>pattern no.</i>	<i>page</i>	<i>pattern no.</i>	<i>page</i>
HLKR6D125120140	14	HLKRMR3DYO	16	ZZ1A52422G01	11	ZZ2MA1945H01	9
HLKR6D125120240	14	HLKRMR3E24	16	ZZ1B62604H01	5	ZZ2MA1957H01	9
HLKR6TR122500	8	HLKRMR3E30NS	16	ZZ1B63142H01	5	ZZ2MA1958H01	9
HLKR7060440	8, 18, 19, 20, 21	HLKRMR3E36NS	16	ZZ1B63142H02	5	ZZ2MA1965H01	9
HLKR7063100	18, 19	HLKRMR3E42NS	16	ZZ1B63287H01	6	ZZ2MA2261H01	9
HLKR7073440	7	HLKRMR3E48NS	16	ZZ1B63287H02	6	ZZ2MA2262H01	9
HLKR7098440	14	HLKRMR3E60NS	16	ZZ1B63289H01	6	ZZ2MA2263H01	9
HLKR7126100P	7	HLKRMR3EJ12	16	ZZ1B63310H01	6	ZZ2MA2264H01	9
HLKR7274140	8	HLKRMR3EJ12P	17	ZZ1B63311H01	6	ZZ2MA2335H01	9
HLKR7325440	18, 19, 20, 21	HLKRMR3EJ18	16	ZZ1B63312H01	6	ZZ2MA2387H01	9
HLKR7490140	8	HLKRMR3EJ18P	17	ZZ1B63338G01	6	ZZ2MA467H02	36
HLKR7511440	8	HLKRMR3EJ24	16	ZZ1B63338H01	35	ZZ4A26410H01	35
HLKRKAC	39	HLKRMR3EJ24P	17	ZZ1B63346H01	35	ZZ4A26419H02	35
HLKRKAKM	39	HLKRMR3EJ30	16	ZZ1B63460H01	36	ZZ4A26707H02	35
HLKRALCKEHKEY	39	HLKRMR3EJ30P	17	ZZ1B63478H01	35, 36	ZZ5092B28G01	9
HLKRALCKEHRAN	39	HLKRMR3EJ36	16	ZZ1C5912300	19	ZZ5112B65H01	9
HLKRAR1DA	7	HLKRMR3EJ36P	17	ZZ1C69198H03	5	ZZ5158252	5
HLKRAR1DB	7	HLKRMR3EJ42	16	ZZ1C69275G01	5	ZZ5340510	26
HLKRAR1DX	7	HLKRMR3EJ42P	17	ZZ1C69284H01	6	ZZ5340520	26
HLKRAR1DXO	7	HLKRMR3EJ48	16	ZZ1C69285G01	6	ZZ5442110	23
HLKRAR1DY	7	HLKRMR3EJ48P	17	ZZ1C69286G01	5	ZZ5444010	23
HLKRAR1DYO	7	HLKRMR3EJ54P	17	ZZ1C69295H01	5	ZZ5722105	26
HLKRAR1E2	7	HLKRMR3EJ6	16	ZZ1C69369G01	5	ZZ5740201	22
HLKRAR1E3	7	HLKRMR3EJ60P	17	ZZ1C69369G02	5	ZZ5740202	22
HLKRAR1EJ1	7	HLKRMR3EJ66P	17	ZZ1C69473H01	6	ZZ5740205	22
HLKRAR1EJ10	7	HLKRMR3EJ6P	17	ZZ1C69493H01	6	ZZ5740255	22
HLKRAR1EJ12	7	HLKRMR3EJ72P	17	ZZ1C69493H02	6	ZZ5750550	23
HLKRAR1EJ2	7	HLKRMR3EJ78P	17	ZZ1C69493H03	6	ZZ5Z4NB	6
HLKRAR1EJ3	7	HLKRMR3EJ84P	17	ZZ1C69494G01	6	ZZ5Z4AN	6
HLKRAR1EJ4	7	HLKRMR3EJ90P	17	ZZ1C69552H02	35	ZZ5Z6NB	6
HLKRAR1EJ5	7	HLKRMR3EJ96P	17	ZZ1C69552H03	35	ZZ5Z8NB	6
HLKRAR1EJ6	7	HLKRMR3EPCM	17	ZZ1C69556H01	35	ZZ5ZNNF	6
HLKRAR1EJ8	7	HLKRMR3EPCPM	17	ZZ1C69557H01	35	ZZ5ZNNL	6
HLKRAR1EOM	7	HLKRMR3EPIC	16	ZZ2MA0439H01	35	ZZ62886H02	6
HLKRAR1EPC1	7	HLKRMR3EPNY1	16	ZZ2MA0462H01	35	ZZ6D06716PR18	5
HLKRAR1EPC2	7	HLKRMR3EPNY2	16	ZZ2MA0467H04	36	ZZ6D06716PR24	5
HLKRAR1EPI2	7	HLKRMR3EPVR	16	ZZ2MA0467H06	36	ZZ6D06716PR30	5
HLKRAR1EPI5	7	HLKRMR3ERPI	16	ZZ2MA0467H07	36	ZZ6D06717H01	5
HLKRAR1PCC100	7	HLKRMR3EVR	16	ZZ2MA0467H08	36	ZZ6D06717H02	5
HLKRAX1S	7	HLKRMR3NE30	16	ZZ2MA0508H01	35	ZZ6D06717H03	5
HLKRDOMKEY	39	HLKRMR3NE36	16	ZZ2MA0509H01	35	ZZ6D06955H01	5
HLKRHPMOUSE	37	HLKRMR3NE42	16	ZZ2MA0519H01	36	ZZ6D07388H04	35
HLKRKCHANGE	39	HLKRMR3NE48	16	ZZ2MA0520H01	35	ZZ6D07420H01	5
HLKRKKEY	39	HLKRMR3NE54	16	ZZ2MA0543H02	35	ZZ6D07894H02	6
HLKRKMASTER	39	HLKRMR3NE60	16	ZZ2MA0571H02	35	ZZ6D07897BRTPR	5
HLKRKRAN	39	HLKRMR3NE66	16	ZZ2MA0571H03	35	ZZ6D07898H01	6
HLKRKSTANDPAINTSETBLK	13	HLKRMR3NE72	16	ZZ2MA0610H02	36	ZZ6D07898H02	6
HLKRKSTANDPAINTSETGRY	13	HLKRMR3NE78	16	ZZ2MA0610H03	36	ZZ7734C70V01	12
HLKRKSTANDPAINTSETWHT	13	HLKRMR3NEPD	16	ZZ2MA0610H04	36	ZZ7734C70V02	12
HLKRKTLUMBAR	38	HLKRMR3NEPI	16	ZZ2MA0640G04AN	36	ZZ7734C70V03	12
HLKRMC130S1	14	HLKRPLATHRDWR	37	ZZ2MA0643H01	35	ZZ7734C70V04	12
HLKRMC139S1	14	HLKRRO1WMF2 P	19	ZZ2MA0648H01	35	ZZ7734C70V05	12
HLKRMC142S1	14	HLKRRO1WMF3 P	19	ZZ2MA0740H02	35	ZZ7734C70V06	12
HLKRMC148S1	14	HLKRRO1WMF4 P	19	ZZ2MA0741H01	35	ZZ7734C70V07	12
HLKRMC156S1	14	HLKRSAPVESA 100 200	37	ZZ2MA0744H02	35	ZZ7734C70V08	12
HLKRMC164S1	14	HLKRSAPVESA 200 200	37	ZZ2MA0748H02	35	ZZ7734C70V09	12
HLKRMC174S1	14	HLKRSWVLMOUSE	37	ZZ2MA0753H01	36	ZZ7734C70V10	12
HLKRMC180S1	14	HLKRTRCKHRDWR	37	ZZ2MA0760H02	35	ZZ7734C70V11	12
HLKRMN1DP	18	ZZ1382756	36	ZZ2MA0790H01	36	ZZ7734C70V12	12
HLKRMR3DA	16	ZZ1387476	35	ZZ2MA0804H02	35	ZZB62907H01	5
HLKRMR3DB	16	ZZ1387489	35	ZZ2MA0808H02	35	ZZB62908H01	5
HLKRMR3DC	16	ZZ1534656	6	ZZ2MA0818H02	35	ZZB62909H01	5
HLKRMR3DX	16	ZZ1548192	5	ZZ2MA0867H01	36	ZZB62910H01	5
HLKRMR3DXO	16	ZZ1A52418G01	9	ZZ2MA0923H02	35	ZZB62911H01	5
HLKRMR3DY	16	ZZ1A52421G01	9	ZZ2MA1859H01	9	ZZB62912H01	5



<i>pattern no.</i>	<i>page</i>	<i>pattern no.</i>	<i>page</i>	<i>pattern no.</i>	<i>page</i>	<i>pattern no.</i>	<i>page</i>
ZZB62913H01	5	ZZMA0467H03	36	ZZRR3DXO	24	ZZRUTB	26
ZZB62914H01	5	ZZR234PKIT	22	ZZRR3DY	24		
ZZB62915H01	5	ZZR2AK	22	ZZRR3DYO	24		
ZZB62920H01	5	ZZR2EHK008	22	ZZRR3-E24	25		
ZZB62921H01	5	ZZR2EHK015	22	ZZRR3E24S	24		
ZZB62922H01	5	ZZR2EHK034	22	ZZRR3-E30NS	25		
ZZB62923H01	5	ZZR2HK0008	22	ZZRR3E30S	24		
ZZB62978H02	6	ZZR2HK0015	22	ZZRR3-E36NS	25		
ZZB62995H01	5	ZZR2HK0034	22	ZZRR3E36S	24		
ZZB62996H01	5	ZZR2HK0042	22	ZZRR3-E42NS	25		
ZZB62997H01	5	ZZR2HK0049	22	ZZRR3E42S	24		
ZZBC1PWSL	36	ZZR2HK0064	22	ZZRR3-E48NS	25		
ZZBC1PWSR	36	ZZR2HK0079	22	ZZRR3E48S	24		
ZZBC1TDBAR	36	ZZR2HKB042	22	ZZRR3-E60-4	25		
ZZBW1FB18	36	ZZR2HKB049	22	ZZRR3-E66-4	25		
ZZBW1FB24	36	ZZR2HKB064	22	ZZRR3-E72-4	25		
ZZBW1FB30	36	ZZR2HKB079	22	ZZRR3EBBCL	25		
ZZC69366H01	5	ZZR2SWS0008	23	ZZRR3EBBCS	25		
ZZCD1FS	5	ZZR2SWS0015	23	ZZRR3EJ18	24		
ZZDB1C18 (L/R)	11	ZZR2SWS0034	23	ZZRR3EJ18P	24		
ZZDB1C24 (L/R)	11	ZZR334PKIT	22	ZZRR3EJ24	24		
ZZDB1C30 (L/R)	11	ZZR3AK	22	ZZRR3EJ24P	24		
ZZDB1F18	11	ZZR3R2SLV	23	ZZRR3EJ30	24		
ZZDB1F24	11	ZZR3X15	22	ZZRR3EJ30P	24		
ZZDB1F30	11	ZZR3X34N	22	ZZRR3EJ36	24		
ZZDB1PEU	11	ZZR3X42BN	22	ZZRR3EJ36P	24		
ZZDB1PWS (L/R)	11	ZZR3X42N	22	ZZRR3EJ42	24		
ZZDE18C1144	10	ZZR3X49BN	22	ZZRR3EJ42P	24		
ZZDE18PCNP	10	ZZR3X49N	22	ZZRR3EJ48	24		
ZZDE18PCWP	10	ZZR3X64BN	22	ZZRR3EJ48P	24		
ZZDE18PJ54WP	10	ZZR3X64N	22	ZZRR3EJ54P	24		
ZZDE18PJ60WP	10	ZZR3X79BN	22	ZZRR3EJ60P	24		
ZZDE18PJ72WP	10	ZZR3X79N	22	ZZRR3EJ66P	24		
ZZDE18PJ96WP	10	ZZRBC18L	26	ZZRR3EJ72P	24		
ZZDE18PM24	10	ZZRBC18R	26	ZZRR3EJ78P	24		
ZZDE18PM30	10	ZZRBC24L	26	ZZRR3EJ84P	24		
ZZDE18PM36	10	ZZRBC24R	26	ZZRR3EJ90P	24		
ZZDE18PM42	10	ZZRBCC	26	ZZRR3EJ96P	24		
ZZDE18PM48	10	ZZRBCCP	26	ZZRR3EPC	24		
ZZDE18RB156	10	ZZRBDD	26	ZZRR3EPCP	24		
ZZDE1DR1SP	10	ZZRBDW	26	ZZRR3EPI	24		
ZZDE1DR1TP	10	ZZRBF	26	ZZRR3EPNY1	24		
ZZDE1DR2SP	10	ZZRBPEL	26	ZZRR3EPNY2	24		
ZZDE1DR2TP	10	ZZRBPER	26	ZZRR3EPVR	24		
ZZDE1DR3SP	10	ZZRBPPL	26	ZZRR3LTPC	25		
ZZDE1DR3TP	10	ZZRBPPR	26	ZZRR3LTPCP	25		
ZZDE1DR4SP	10	ZZRBPR	26	ZZRR3T24S	25		
ZZDE1DR4TP	10	ZZRBPSL	26	ZZRR3T30S	25		
ZZDE1DR5SP	10	ZZRBPSR	26	ZZRR3T36S	25		
ZZDE1DR5TP	10	ZZRBZA	26	ZZRR3T42S	25		
ZZDE1DR6SP	10	ZZRBZB	26	ZZRR3T48S	25		
ZZDE1DR6TP	10	ZZRFTCCLIPS	23	ZZRR3TBBCL	25		
ZZDP1CG	9	ZZRFTCDR	22	ZZRR3TBBCS	25		
ZZDP2SOS18	9	ZZRFTCSM	22	ZZRS1DPB	11		
ZZDP2SOS24	9	ZZRFTCSPACE	23	ZZRS1MPB	19		
ZZDP2SOS30	9	ZZRFTCWS21S	23	ZZRS1RPB	26		
ZZDP2SOS36	9	ZZRFTCWS25S	23	ZZRSPABPD	22		
ZZDP2SOS42	9	ZZRFTCWS37S	23	ZZRSPABPP	22		
ZZDP2SOS48	9	ZZRFTCWT	22	ZZRSPABPT	23		
ZZDP2SOSC	9	ZZRO1DPB	11	ZZRSPABPW	22		
ZZDP8PO36	10	ZZRO1MPB	19	ZZRSPABTD	23		
ZZDP8PO42	10	ZZRO1RPB	26	ZZRSPABTT	23		
ZZDP8PO50	10	ZZRR3DA	24	ZZRSPABTW	23		
ZZDP8PO64	10	ZZRR3DB	24	ZZRSPABWD	23		
ZZDP8PO78	10	ZZRR3DX	24	ZZRSPABWW	23		

# Selling Policy

	<p>This Selling Policy supercedes all previous selling policies. Prices, discounts and product offerings are subject to change without notice.</p>
<b>Terms &amp; Conditions of Sales</b>	<p>Sales by Knoll, Inc. or Knoll North America Corp. ("Seller") of Knoll Product Lines (hereinafter "Products") within the United States and Canada are made only on the terms which are contained in this Selling Policy. Seller hereby gives notice of its objection to any different or additional terms and conditions. This sale is expressly conditional upon Purchaser's assent to the terms and conditions set forth below. Additional terms and conditions may apply to KnollStudio and KnollTextiles orders. These terms and conditions may be modified or supplemented only by a written document signed by an authorized representative of Seller. These terms and conditions supercede any prior and/or contemporaneous agreements or correspondence between Purchaser and Seller. Written quotations expire thirty (30) days from the date of issuance and can be withdrawn by written notice anytime during that period. Where Purchaser and Seller have entered into the Knoll Electronic Terms and Conditions, all orders, acknowledgements, invoices and other business communications placed or transmitted in accordance with the Knoll Electronic Terms and Conditions shall be deemed to be in writing and signed and shall be valid for all purposes as if they were originated and maintained in documentary form.</p>
<b>Ordering Information</b>	<p>All orders must be in writing. The product pattern number(s) contained on Seller's order acknowledgement shall be the final expression of the order.</p>
<b>Order Confirmation</b>	<p>A purchase order is not binding on Seller until Purchaser has received Seller's order confirmation or acknowledgment.</p>
<b>Pricing Policies</b>	<p>List prices are subject to change without notice.</p> <p>List prices shall be those prices in effect on the date of receipt of a complete purchase order unless shipment is requested more than ninety (90) days after order entry in which case prices in effect on the date of shipment apply. List prices include specified freight costs. Unless specified in writing by Seller, no other charges are included in Seller's list prices.</p>
<b>Taxes</b>	<p>All sales, use, excise and other taxes applicable to the sale of the Products shall be paid by Purchaser. If Purchaser claims an exemption from any tax, Purchaser shall submit to Seller the appropriate exemption certificates.</p>
<b>Terms of Payment</b>	<p>Payment for one hundred percent (100%) of the net order amount is due within thirty (30) days of the date of invoice, which is generally issued upon shipment. In case of any discrepancies, such as shortages, and Seller is notified in writing within ten (10) days of receipt of Product, only that portion may be deducted and the balance paid. For orders greater than \$100,000 net, a fifty percent (50%) deposit is due at the time of order placement, with the remainder due within thirty (30) days of the date of invoice.</p> <p>KnollStudio orders less than \$2,000 require payment for one hundred percent (100%) of the net order amount (including any applicable sales tax and charges for inside delivery, special packaging, etc.), due at time of order placement. For KnollStudio orders greater than \$2,000, a one-half (50%) deposit is due at time of order placement with the remainder (including any applicable sales tax and charges for inside delivery, special packaging, etc.) due prior to shipment.</p> <p>If, in the judgment of Seller, Purchaser's financial condition does not justify the terms of the payment, Seller may require full or partial payment in advance.</p> <p>Past due accounts shall be charged one and one-half percent (1.5%) per month, or the highest rate permitted by law, whichever is less, and will be added to the outstanding balance. In the event Purchaser defaults on payment, Purchaser shall be liable for all collection costs, including reasonable attorney's fees and costs.</p>
<b>Changes and Cancellation</b>	<p>Purchase orders may not be changed or cancelled, in whole or in part, without prior written consent of Seller. Changes may effect delivery dates. Expenses incurred because of changes shall be charged to Purchaser. In the event of cancellations, Purchaser will be liable for reasonable cancellation charges established by Seller. Orders for special Product, orders including "COM" (hereinafter defined) material and orders pursuant to expedited delivery programs, may not be canceled.</p>
<b>Freight Prepaid</b>	<p>Freight is prepaid and included in the price of all Products, except KnollTextiles, within the 48 contiguous United States for orders placed with Knoll, Inc. and within Canada, excluding the Yukon, Northwest Territories, Nunavut and Newfoundland for orders placed with Knoll North America Corp. Packing is tested for rigorous motion and transportation but is not guaranteed to protect furniture from all conditions. If special packaging is required for any reason, please consult with your sales representative or dealer. Seller shall select the method of shipment and routing. Freight for all KnollTextiles orders is prepaid and added to the invoice.</p>
<b>Delivery/Freight Charges</b>	<p>Shipments outside the contiguous 48 United States and Canada shall be shipped F.O.B. Origin.</p> <p>For shipments outside the contiguous United States and Canada, Purchaser is responsible for the cost of freight from point of embarkation, including any handling and transportation charges incidental to loading at the point of departure and unloading at the final destination.</p> <p>Conditions beyond the control of Seller, including weather, available facilities and traffic conditions, may affect exact time of delivery. Seller shall not be responsible for specific carrier delivery date or time unless it has made a specific delivery commitment, in writing.</p> <p>Nonstandard methods of shipment and/or additional services are available upon request. Purchaser will be billed for the differential cost of any special services in excess of standard surface carrier freight costs. Premium charges, at Purchaser's request, will be added for airfreight, exclusive use of vehicle and extra, export or special packaging. Accessorial charges will be added for inside delivery, extra labor, reconsignment and redelivery.</p> <p>Partial shipments may be made and invoiced by Seller.</p>
<b>Claims</b>	<p>All shipments for Knoll Products within the contiguous United States and Canada are F.O.B. Origin. All risk of loss passes to Purchaser at time of delivery to carrier. Purchaser shall inspect all Products upon receipt and notify Seller within ten (10) working days after receipt of any damage or defects which are, or should be, apparent from an inspection of the Product and its packaging. Failure of Purchaser to notify Seller during the ten (10) working day period shall constitute acceptance of the Products and waiver of any apparent defects, errors or shortages. For all claims relating to Product damaged in transit or for any other claims relating to or arising out of the transportation of the Product, Purchaser must seek recovery from the carrier and Seller has no liability to Purchaser for such claims. Seller may, upon request, assist Purchaser with filing of such claims with the carrier, but Seller will not be liable for any of these transportation related claims.</p>
<b>Seller's Security Interest</b>	<p>Until Seller receives the full payment for the Product, Seller shall have a security interest in the Product. Purchaser agrees to perform all acts, including but not limited to the execution and filing of documentation, which may be necessary to perfect and assure the security interest of Seller.</p>
<b>Returns</b>	<p>The return of Products without a written authorization by Seller shall not be accepted. To receive authorization for Product return, please call Customer Service. All Products that are returned pursuant to a valid authorization shall be subject to a twenty-five percent (25%) of list restocking charge. Products not currently offered for sale by Seller (including COM) shall not be authorized for return. All returned Products must be unused, in original condition and in the original Seller packing cartons. No refund or credit shall be given for damaged Products.</p>
<b>Held Orders/Storage</b>	<p>If Purchaser requests that an order be held or delayed, prices and terms and conditions in effect at the time of shipment shall apply. If Purchaser requests a delay after the time when Seller can defer production, Purchaser will be invoiced for the Product, payable in accordance with standard terms, when the order is ready for shipment. Seller may transfer the Product to storage, in which case all expenses incurred in connection with storage, including demurrage, preparation for storage, storage charges and handling shall be payable by Purchaser upon submission of invoices by Seller. Risk of loss to the Product shall pass to the Purchaser upon delivery of the Product into storage.</p>

# Selling Policy

<b>Customer's Own Material</b>	A Purchaser who requests a fabric or other surface material not standard to Seller's line of Products ("COM") must submit samples of the requested material to Seller prior to entry of a purchaser order. Seller shall determine if the material is suitable to its manufacturing processes and meets any requirements of Underwriters Laboratories. If the COM is acceptable, Seller will then establish a price for using the COM or the Product in question. For a description of the procedures for submitting samples and testing, contact customer resources or your sales representative. Seller shall have no responsibility for the appearance, condition, performance, durability, colorfastness or any other physical attribute of the COM. Purchaser shall indemnify and hold Seller harmless for any damages, injuries or losses arising out of or related to use of the COM on the Product.
<b>Warranty</b>	<p>Seller warrants to the original Purchaser only that the Products Seller manufactures and sells to Purchaser are free of defects in workmanship and materials, during the applicable warranty period set forth below.</p> <p>Warranty period set forth below is for 24-hour, 7 days a week, multi shift use (includes parts and labor to repair).</p> <p>Should any failure to conform with this limited warranty appear to a Product listed below during the applicable warranty period from the date of shipment, Seller shall, upon prompt written notice, repair or replace, at its option and costs, the affected part or parts.</p> <p><i>Product and Period of Warranty</i></p> <p><i>Lifetime: Antenna Workspaces, AutoStrada, Calibre, Crinion Open Table, Currents, Dividends Horizon, Morrison, Reff Profiles laminate, Rockwell Unscripted, Series 2 Storage, Template and other non-wood components (except cascade edge worksurfaces, operational parts, controls, electrical, Lighting, Series 2 Veneer Front Storage, upholstery, textiles and leathers, special or custom products, see below)</i></p> <p><i>12 Years: Chadwick, Essentials Work Chairs, Generation by Knoll, k. task, Life, Moment, MultiGeneration by Knoll, ReGeneration by Knoll, Remix, and Toboggan seating (except seating upholstery, textiles, leathers and finishes, see below).</i></p> <p><i>10 Year: Anchor Storage except digital keypad lock, Antenna Workspaces, AutoStrada, Crinion Open Table, Dividends Horizon, Dividends Horizon Satellite Surfaces, Reff Profiles, Rockwell Unscripted, Template wood components, Series 2 Veneer Front Storage, cascade edge worksurfaces, Wood Casegoods (The Graham Collection) (except wood casegoods upholstered surfaces, see below), Reuter overheads, Reuter vertical storage, KnollExtra Sapper Monitor Arm Collection, Sapper XYZ Monitor Arm Series, Adjustable keyboard mechanisms and platforms, Communication Boards (except fabric board textiles, cork and FilzFelt, see below), Smokador collection (except leathers, see below), Orchestra Universal Systems Accessories, k. lounge structural components, KnollStudio Pixel and Propeller, Tone bases.</i></p> <p><i>5 Years: Operational parts, controls, electrical, Lighting (except light ballasts, bulbs and power supply, see below), special or custom product, wood veneer products and plywood, Currents handcrank, KnollStudio, Rockwell Unscripted wire bases, Spark Series seating structural elements, structural elements of all KnollStudio outdoor products including all Richard Schultz designed products, KnollExtra CPU holders and all universal storage drawers and Power Collection, k. bench (except changes in finish, see below), k. stand bases (except changes in finish, see below) and HiLo.</i></p> <p><i>3 Years: Rockwell Unscripted upholstery (except textiles and leather), Office Seating upholstery, textiles, leathers and finishes. Fabric boards textiles and Smokador Collection leathers, KnollExtra Pop Up Screens.</i></p> <p><i>2 Years: Anchor Storage digital keypad lock, all other KnollExtra product</i></p> <p><i>1 Year: Light ballasts, bulbs and power supply, seating upholstered armpads and soft armpads, wood casegoods upholstered surfaces. KnollStudio, outdoor product finishes, k. lounge upholstery and k. lounge fabric. Rockwell Unscripted fabric and accessories.</i></p> <p>This warranty does not apply to:</p> <ul style="list-style-type: none"><li>• Damage caused by a carrier other than the Seller.</li><li>• Normal wear and tear or acts or omissions of parties other than Seller (including user modification, improper use or installation of Products).</li><li>• COM or other third party materials applied to Products.</li><li>• Products not installed by or under the auspices of a Knoll Dealer.</li><li>• Dramatic temperature variations or exposure to unusual conditions.</li><li>• Changes in surface finishes, including colorfastness due to aging or exposure to light.</li><li>• Except as specifically noted above, textiles and upholstery supplied by KnollTextiles and Spinneybeck FilzFelt (consult current price lists for applicable warranties).</li></ul> <p>Natural variations occurring in wood, marble, and leather shall not be considered defects, and the Seller does not guarantee the colorfastness or matching of the colors, grains or textures, or surface hardness of such materials. The Seller also does not guarantee the colorfastness of fiberglass panel surfaces.</p> <p>THE EXPRESS WARRANTIES CONTAINED HEREIN ARE IN LIEU OF ALL OTHER WARRANTIES, EXPRESS OR IMPLIED, INCLUDING ANY WARRANTIES OF MERCHANTABILITY AND FITNESS FOR PARTICULAR PURPOSE AND ALL OTHER WARRANTIES ARISING FROM COURSE OF DEALING OR USAGE OF TRADE.</p> <p>The remedies provided above are the Purchaser's sole remedies for any failure of Seller to comply with its obligations regarding the workmanship of its Products. Correction of any nonconformity in the manner and for the period of time provided shall constitute complete fulfillment of all liabilities of Seller, with respect to or arising out of the Product furnished hereunder.</p>
<b>Delay/Force Majeure</b>	Seller shall not be liable for failure to perform or for delay in performance due to fire, flood, strike or other labor difficulty, act of God, act of war or terrorism, act of any governmental authority or of the Purchaser, riot, embargo, fuel or energy shortage, wrecks or delay in transportation, inability to obtain necessary labor, materials or manufacturing facilities from usual sources or failure of suppliers to meet their contractual obligations, or due to any cause beyond its reasonable control. If any such event occurs, Seller may extend delivery dates by a period of time necessary to overcome the effect of such delay, allocate available Product or cancel any purchase order.
<b>Compliance with Law</b>	PURCHASER IS SOLELY RESPONSIBLE FOR COMPLIANCE WITH ALL APPLICABLE FEDERAL, STATE AND LOCAL LAWS, ORDINANCES, REGULATIONS, RULES AND STANDARDS RELATING TO THE INSTALLATION, MAINTENANCE, USE AND OPERATION OF THE PRODUCTS.
<b>Patents</b>	<p>Subject to the following provisions, Seller shall, at its own expense, defend or, at its option, settle any claim, suit or proceeding brought against the Purchaser, and/or its vendees, mediate and immediate, so far as based on an allegation that any Product or any part thereof furnished hereunder constitutes a direct or a contributory infringement of any claim of any patent of the United States or Canada. This obligation shall be effective only if Purchaser shall have made all payments then due hereunder and if Seller is notified promptly in writing and given authority, information and assistance for the defense of said claim, suit or proceeding. Seller shall pay all damages and costs awarded in such suit or proceedings so defended.</p> <p>The foregoing indemnity does not apply to the following:</p> <ul style="list-style-type: none"><li>• Products supplied according to a design other than that of Seller, and which is required by the Purchaser.</li><li>• Combination of the Product with another product not furnished hereunder unless Seller is a contributory infringer.</li><li>• Any settlements of a suit or proceeding made without Seller's written consent.</li></ul>
<b>Limitations of Liability</b>	<p><b>SELLER, ITS CONTRACTORS, AUTHORIZED DEALERS AND SUBCONTRACTORS OR SUPPLIERS OF ANY TIER SHALL NOT BE LIABLE TO PURCHASER FOR ANY SPECIAL, INDIRECT, INCIDENTAL OR CONSEQUENTIAL DAMAGES ARISING FROM A BREACH OF THIS AGREEMENT.</b></p> <p>Purchaser's remedies set forth herein are exclusive and the liability of Seller with respect to the breach of this agreement or any contract entered into between the parties pursuant hereto shall not exceed the price of the Product or part on which such liability is based.</p>