

k. stand

Price List
July 2018



Knoll

Table of Contents

k.™ stand

Introduction	Knoll and Sustainable Design	2
	GREENGUARD Certified®	3
	Finish Options	4
	k.™ stand Height Adjustable Tables	6
Bases	Standard Electric	7
	Extended Electric	8
Tops	Antenna Workspaces Worksurfaces	9
	Reff Profiles Worksurfaces	11
	Dividends Horizon Worksurfaces	13
	Morrison Worksurfaces	14
	AutoStrada Worksurfaces	15
Accessories	Accessories	16
Alpha-Numeric Index		18
Selling Policy		19
General Ordering Information		21

Knoll and Sustainable Design

Each year Knoll sets key initiatives in our journey to sustainability. We are members of a global consortium on energy, have adopted a scientific, metrics-based approach to sustainable product design, and maintain a leadership position in establishing universal, verifiable, sustainability standards for our industry.

Knoll promotes independent third-party certification because it provides the most impartial and trustworthy foundation for industry-wide environmental compliance. Certification by established and respected third parties ensures that all manufacturers are held to the same high standards and that customers can trust a company's declaration about the environmental benefits of its products. Knoll third-party partners include: the International Standards Organization (ISO); Forest Stewardship Council (FSC®); Rainforest Alliance; GREENGUARD® Environmental Institute; and The Business and Institutional Furniture Manufacturer's Association (BIFMA) level® certification from Scientific Certification Systems (SCS).

In addition, Knoll is aligned with the U.S. Green Building Council and can help companies, healthcare organizations and educational institutions achieve Leadership in Energy and Environmental Design (LEED®) workplace certification.

Global Climate Change

- Knoll is a sponsor of the Clinton Global Initiative, which brings together a community of global leaders to devise and implement solutions to some of the world's most pressing challenges, including environmental change.
- Knoll has a comprehensive Energy Management Program to increase energy efficiency in products and processes.

Life Cycle Assessment (LCA) Tool

- Life Cycle Assessment is a science-based measurement of a product's environmental impacts throughout its life cycle, from raw materials sourcing through manufacture, shipping, use and re-use or end-of-life. LCA enables cradle-to-cradle implementation of sustainable practices.

Setting Industry Standards

- Knoll partners with MTS (The Institute for Market Transformation to Sustainability) to develop the SMaRT® Consensus Sustainable Products Standards, a set of consensus-based sustainable product standards based on the LEED® model, for all building products, fabric, apparel, flooring and carpet. MTS, the developer of SMaRT®, is an accredited American National Standards Institute (ANSI) standard developer.
- Knoll also partners with BIFMA (Business and Institutional Furniture Manufacturers Association) to promote level® sustainability standards for the contract furniture industry.
- Knoll has established FSC® (Forest Stewardship Council) certified wood as the standard for general office open plan office systems, casegoods and tables.
- Knoll has launched Full Circle, a resource recovery program developed with ANEW, to help customers extend the life cycle of surplus furniture, fixtures and equipment (FF&E) in an economically, socially and environmentally responsible manner.
- Our goal is to encourage all manufacturers in the contract furniture industry and related industries to adopt standards that will lead to sustainable products and practices.

For more information about Knoll and sustainable design, visit knoll.com/environment.

A natural extension of the Knoll commitment to protect the biosphere, conserve natural resources and reduce waste, k. stand Height-Adjustable Tables are environmentally responsible in manufacturing process and materials.

k.™ stand Height-Adjustable Tables are **GREENGUARD** certified. Visit GREENGUARD.org for more information and to find printable certificates for Knoll products that can be used for verification and LEED submission. GREENGUARD provides the only guide to certified low-emitting interior products and building materials. Its goal is to help building owners and managers, architects, interior designers and product specifiers build and furnish healthier offices, hospitals, schools and homes by providing a register of tested and certified low-emitting products and materials.

The GREENGUARD Certification Program (formerly known as GREENGUARD Indoor Air Quality Certification) gives assurance that products designed for use in indoor spaces meet strict chemical emissions limits, which contribute to the creation of healthier interiors. Achieving GREENGUARD Certification gives credence to manufacturers' sustainability claims, backing them with empirical scientific data from an unbiased, third-party organization.

GREENGUARD Certification emissions limits were first used as purchasing specifications for the US EPA and the State of Washington for furniture and commercial building products. GREENGUARD Certification criteria have been the basis for the LEED credit for low-emitting furniture since 2002. Office furniture products that are GREENGUARD Certified are also compliant with the BIFMA X7.1 standard and BIFMA e3 credit 7.6.1.

The GREENGUARD Gold Certification requirements comply with the State of California's Department of Public Health Services Standard Practice for Specification Section 01350 (California Section 01350) for testing chemical emissions from building products used in schools and other environments. As such, GREENGUARD Gold Certified products can be used to earn valuable credits in the CHPS Best Practices Manual for K-12 schools, the US Green Building Council's LEED® Green Building Rating Systems, the Green Guide for Healthcare, the NAHB Green Building Guidelines, Green Globes, Regreen and many other building codes, standards and specifications.

GREENGUARD Gold Certification standard includes health based criteria for additional chemicals and also requires lower total VOC emissions levels to ensure that products are acceptable for use in environments such as schools and healthcare facilities. In addition to limiting emissions of more than 360 VOCs and total chemical emissions, office Furniture products that are GREENGUARD Gold Certified are also compliant with the BIFMA X7.1 standard and BIFMA e3 credits 7.6.1, 7.6.2, and 7.6.3.

k. stand environmentally responsible manufacturing processes and materials include:

FSC-Certified

Wood components are standard FSC-certified with North American hardwood veneers.

Recovered Particleboard

k. stand tops have FSC certified, 90% recovered particleboard cores.

VOC-Free Finishes

Water-based wood stains and UV-cured polyurethane wood top coats are virtually VOC-free.

VOC-Free Adhesives

Water-based adhesives used to adhere laminate and veneer to substrate are 99% VOC-free.



k.™ stand Paint Finish

B Black
 W White
 G Grey

Wood Finishes

New codes begin with a three digit numeric sequence, followed by a letter suffix. Each letter suffix (A-F) represents a different combination of pore fill options and gloss levels.

Code	V1 TECHWOOD	Code	V2 PREMIUM TECHWOOD	Code	V3 PREMIUM VENEER
638	Blond Maple	647	White Pine	039	Pippy Oak *
628	Dark Mahogany	640	Ebony	044	Figured Sycamore
639	Light Cherry	642	Grigio		
641	Black Oak				
506	Maple		V2 NATURAL VENEER		
509	Cherry	020	Natural Oak		
512	Medium Walnut	038	Rustic Walnut *		
513	Medium Teak	017	Light Walnut		
514	Espresso	002	Bronze Cherry		
637	Natural	006	Maple		
644	Light Walnut	021	Peacock Green Walnut		
645	Dove Grey	022	Old English Walnut		
		037	Birch		

	Gloss Level	Fill Level
A	Low Gloss	Closed Pore
B	MediumGloss	Closed Pore
C	High Gloss	Closed Pore
D	Low Gloss	Open Pore
E	Medium Gloss	Open Pore
F	High Gloss	Open Pore

Edge Options for Veneers

WOOD Complementary Wood
 SYN Complementary Synthetic
 WPLY Wood Ply Edge *
 SPLY Synthetic Ply Edge *

* Ply Edge available on Birch (037) worksurfaces.

***Note:**

-Synthetic Edge option is available on worksurfaces, only.

-Finishes with * are available on worksurfaces only.

For more detailed information on Veneer finishes, please refer to the Wood Finish Matrix on the Knoll.com

Laminate Finishes

Core Laminate

Surface / Edge

- 111 Jet Black
- 114 Folkstone Grey**
- 115 Medium Grey
- 117 Soft Grey**
- 118 Bright White**
- 119 Pumice**
- 121 Micro Grey *
- 122 Brushed Sand *
- 123 Brushed Grey *
- 128 Fog
- 129 Micro Sand *

*121, 122, 123, 129 Not available with matching edge option, and only available on worksurfaces.

**Melamine worksurface finish, excluding AutoStrada, Currents and Morrison Tables.

Note: All core Laminate worksurfaces are available with matching and non matching edges. ie; A worksurface in 118, can have 139 edge finish.

Wood Grain Laminates

Surface / Edge

- 124 Medium Chery
- 125 Natural Maple**
- 126 Natural Cherry**
- 127 Walnut**
- 139 Light Ash
- 140 Warm Ash**
- 141 Whitened Ash
- 142 Grey Ash**
- 143 Classic Oak**
- 144 Graphite Pear
- 145 Zebra
- 147 Silverwood**
- 148 Smokewood**
- 149 Barnwood**

Additional Edge Options for Laminate worksurfaces (only):

- WPLY Ply Edge - Wood (V1 Pricing)
- SPLY Ply Edge - Synthetic (L Pricing)

Impact Resistant Laminate

Core & Wood Grain Laminates

Surface / Edge

- 911 Jet Black
- 914 Folkstone Grey
- 917 Soft Grey
- 918 Bright White
- 919 Pumice
- 924 Medium Cherry
- 925 Natural Maple
- 926 Natural Cherry
- 927 Walnut
- 928 Fog

Note: *The Rules of Wood Grain Laminates, applies to the Impact Resistant Laminates. *25% Upcharge applies to the laminate pricing for the Impact Resistant Laminates.*

Note: For Tone Profiles, AutoStrada and Antenna / Telescope and Morrison you can chose from V1, V2 and V3. For Dividends Horizon you can chose from V1 only.

Please refer to individual price lists for detailed information on finish options.

k.TM stand Height Adjustable Tables

Base Types and Height Ranges

k.TM stand

k.TM stand is available in Electric or Extended Electric base styles only. k.TM stand bases are adjusted with button controls mounted along the front edge of the top. There are two switch options; a Standard Switch and Digital Switch. The Standard Switch features Up and Down buttons only. The Digital Switch includes Up and Down buttons a digital read out, and a programmable upper and lower limit.

Power Requirements Per k.TM stand Table: 120-240V at 50-60 Hz, 3.2A at 120V running draw

Start Up Draw: ≤ 4A

Running Draw: ≤ 3.2A

Standby Draw: <0.2W

Base Type	k.TM stand Standard Electric	k.TM stand Extended Electric
Height Range	27.6 - 47.1"	24.4 - 50"
Adjustment	1-2" per second	1-2" per second
Load Capacity	265 lbs	265 lbs


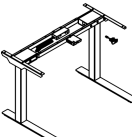
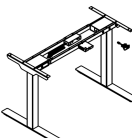
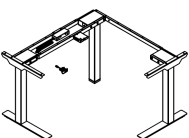
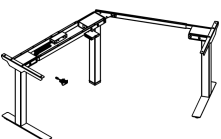
**Height ranges shown do not include top thickness*

Published heights are measured to the underside of the worksurface. When planning with storage or other object under the desk, account for 2 1/2" of base structure. Do not specify items that interfere with the travel of the table.

Casters raise the overall height of the table 1 1/2".

Standard Electric Adjustable Width Base

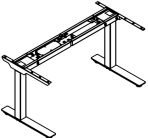
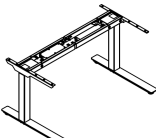

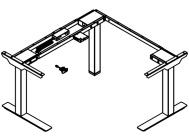
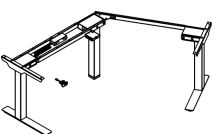
k.™ stand

description	type	w	d	pattern no.	List Price
24" Deep C-Leg Bases 	Adjustable-width base for use with tops 42 - 84"W	41 - 59 1/2"	21 3/4"	KHATB2CEA24GS()	\$1,993.
30" Deep C-Leg Bases 	Adjustable-width base for use with tops 42 - 84"W	41 - 59 1/2"	27 3/4"	KHATB2CEA30G()	1,993.
30" Deep T-Leg Base 	Adjustable-width base for use with tops 42 - 84"W	41 - 59 1/2"	27 3/4"	KHATB2TEA30G()	1,993.
90° Corner Base 	Adjustable-width base for use with rectangular worksurfaces with perpendicular returns. Supports 47" - 78" per side.	Side A: 46 1/2" - 65" Side B: 46 1/4" - 64 1/2"	21 3/4"	KHATB2KEA24G()	3,030.
120° Corner Base 	For use with 48", 54" and 60"W 120° Tops	Side A: 45 1/4" - 63 1/2" Side B: 43 1/4" - 61 3/4"	21 3/4"	KHATB2VEA24G()	3,030.

Order Code	Specification Information	Application Notes	Notes
C-Leg Bases			
<i>Example:</i> KHATBCEA24GS, W			
KHATB2	k.™ stand base		
C	C-Leg		
E	Electric		
A	Adjustable Width		
24	Depth		
G	Glides		
S	Standard Switch		
W	White Finish		
	1. Switch Style: "D" specifies the Digital Switch, which includes digital display and two programmable height settings. Add \$50 list for the Digital Switch.	Bases are designed for use with corresponding worksurfaces to create freestanding tables. Worksurfaces must be specified separately.	When planning with objects, like storage under the table, a Digital Switch must be specified and the lower limit must be set to prevent collisions.
	2. Base Finish: Available in fully painted Black, White or Grey	Base comes with worksurface mounting hardware.	Casters cannot be used on rectangular 24"D C-Leg bases. Casters cannot be used on any table with privacy screens or modesties.
		Maximum of 15" worksurface overhang on one or both sides permitted.	A stiffener is recommended on all worksurfaces.
		Corner base max per side dimension is measured along back edge of top and includes depth of attached top.	A stiffener is required on rectangular worksurfaces 72" (nominal) or wider on all returns on 90° Corner Bases.

Extended Electric Adjustable Width Base

k.™ stand

description	type	w	d	pattern no.	list
24" Deep C-Leg Bases 	Adjustable-width base for use with tops 42 - 84"W	41 - 59 1/2"	21 3/4"	KHATB2CEXA24G()	\$2,278.
30" Deep C-Leg Bases 	Adjustable-width base for use with tops 42 - 84"W	41 - 59 1/2"	27 3/4"	KHATB2CEXA30G()	2,278.
30" Deep T-Leg Base 	Adjustable-width base for use with tops 42 - 84"W	41 - 59 1/2"	27 3/4"	KHATB2TEXA30G()	2,278.
90° Corner Base 	Adjustable-width base for use with rectangular worksurfaces with perpendicular returns. Supports 47" - 78" per side	Side A: 46 1/2" - 65" Side B: 46 1/4" - 64 1/2"	21 3/4"	KHATB2KEXA24G()	4,100.
120° Corner Base 	For use with 48", 54" and 60"W 120° Top	Side A: 45 1/4" - 63 1/2" Side B: 43 1/4" - 61 3/4"	21 3/4"	KHATB2VEXA24G()	4,100.

Order Code

C-Leg Bases

Example: **KHATBCEA24GS, W**

KHATB2 k.™ stand base

C C-Leg

E Electric

A Adjustable Width

24 Depth

G Glides

S Standard Switch

W White Finish

Specification Information

- Switch Style:
"D" specifies the Digital Switch, which includes digital display and two programmable height settings. Add \$50 list for the Digital Switch.
- Base Finish:
Available in fully painted Black, White or Grey

Application Notes

Bases are designed for use with corresponding worksurfaces to create freestanding tables. Worksurfaces must be specified separately.

Base comes with worksurface mounting hardware. Maximum of 15" worksurface overhang on one or both sides permitted.

Corner base per side dimension is measured along back edge of top and includes depth of attached top.

Notes

When planning with objects, like storage under the table, a Digital Switch must be specified and the lower limit must be set to prevent collisions.

Casters cannot be used on rectangular 24"D C-Leg Bases. Casters cannot be used on any table with privacy screens or modesties.

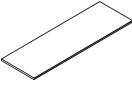
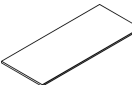
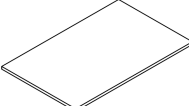
A stiffener is recommended on all worksurfaces. A stiffener is required on rectangular worksurfaces 72" (nominal) or wider and all returns on 90° Corner Bases.

Antenna Workspaces Worksurfaces

Tops for C-Leg and T-Leg Bases

24", 30" and 36" Deep Rectangular

k.™ stand

description	type	w*	w	d	h	pattern no.	laminate (L)	Mixed(M)	V1(V)	V2(V)	V3(V)
	For 24"D C-Leg Base	48"	45"	24"	1 1/4"	KHATTYR4524()	\$323.	\$557.	\$557.	\$640.	\$867.
	For 24"D C-Leg Base	54"	51"	24"	1 1/4"	KHATTYR5124()	350.	594.	594.	684.	924.
	For 24"D C-Leg Base	60"	57"	24"	1 1/4"	KHATTYR5724()	377.	632.	632.	729.	985.
	For 24"D C-Leg Base	66"	63"	24"	1 1/4"	KHATTYR6324()	408.	659.	659.	757.	1,022.
	For 24"D C-Leg Base	72"	69"	24"	1 1/4"	KHATTYR6924()	424.	683.	683.	788.	1,062.
	For 24"D C-Leg Base	78"	75"	24"	1 1/4"	KHATTYR7524()	458.	715.	715.	824.	1,112.
Antenna C-Leg and T-Leg Tops, 30" Deep 	For 30"D C-Leg & T-Leg Bases	48"	45"	30"	1 1/4"	KHATTYR4530()	377.	627.	627.	722.	972.
	For 30"D C-Leg & T-Leg Bases	54"	51"	30"	1 1/4"	KHATTYR5130()	428.	665.	665.	763.	1,031.
	For 30"D C-Leg & T-Leg Bases	60"	57"	30"	1 1/4"	KHATTYR5730()	471.	702.	702.	806.	1,090.
	For 30"D C-Leg & T-Leg Bases	66"	63"	30"	1 1/4"	KHATTYR6330()	526.	715.	715.	824.	1,112.
	For 30"D C-Leg & T-Leg Bases	72"	69"	30"	1 1/4"	KHATTYR6930()	544.	740.	740.	851.	1,150.
	For 30"D C-Leg & T-Leg Bases	78"	75"	30"	1 1/4"	KHATTYR7530()	583.	782.	782.	886.	1,199.
Antenna T-Leg Tops, 36" Deep 	For 30"D T-Leg Base	48"	45"	36"	1 1/4"	KHATTYR4536()	413.	677.	677.	780.	1,051.
	For 30"D T-Leg Base	54"	51"	36"	1 1/4"	KHATTYR5136()	469.	715.	715.	824.	1,112.
	For 30"D T-Leg Base	60"	57"	36"	1 1/4"	KHATTYR5736()	519.	753.	753.	866.	1,168.
	For 30"D T-Leg Base	66"	63"	36"	1 1/4"	KHATTYR6336()	578.	791.	791.	908.	1,225.
	For 30"D T-Leg Base	72"	69"	36"	1 1/4"	KHATTYR6936()	598.	828.	828.	952.	1,286.
	For 30"D T-Leg Base	78"	75"	36"	1 1/4"	KHATTYR7536()	638.	866.	866.	996.	1,343.

Order Code	Specification Information	Application Notes	Options
Antenna Tops	Antenna Tops	Antenna Tops	Antenna Tops
<i>Example:</i> KHATTYR5130L, 118, 118	<i>To order, specify:</i>	Worksurfaces are pre-drilled with pilot for use with wood screws.	Top Finish Options:
KHATT k.™ stand top	1. Pattern number	Actual worksurfaces are undersized by 1 1/2" on each side edge.	Add an (L) for laminate, (V) for veneer suffix or (M) for mixed (laminate with wood edge) suffix
Y Antenna Style	2. Top Finish	A stiffener is recommended on all worksurfaces. A stiffener is required on rectangular worksurfaces 72" (nominal) or wider and on all returns on 90° Corner Bases.	to pattern number.
R Rectangular Top	3. Edge Finish (laminate and mixed tops only)		
51 Width			
30 Depth			
L Laminate			
118 Bright White Laminate			
118 Bright White Edge			

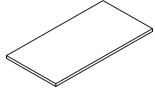
Antenna Workspaces Worksurfaces

Tops for 90 Degree and 120 Degree Bases

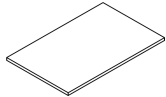
24" and 30" Deep

k.™ stand

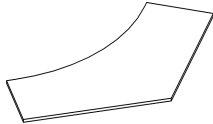
description	type	w*	w	d	h	pattern no.	laminate (L)	Mixed(M)	V1(V)	V2(V)	V3(V)
Antenna Top for Corner Bases, 24" Deep	Primary top for 90° Corner Base. To be used with perpendicular return.	47"	47"	24"	1 1/4"	KHATTYR4724()	\$323.	\$557.	\$557.	\$640.	\$867.



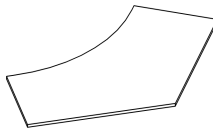
Antenna Top for Corner Bases 30" Deep	Primary top for 90° Corner Base. To be used with perpendicular return.	47"	47"	30"	1 1/4"	KHATTYR4730()	377.	627.	627.	722.	972.
--	---	-----	-----	-----	--------	-----------------------	------	------	------	------	------



Antenna 120° Top 24" Deep	For use with 24"D 120° Bases	48"	47"	24"	1 1/4"	KHATTYV4724()	828.	1,826.	1,826.	2,100.	2,730.
	For use with 24"D 120° Bases	54"	53"	24"	1 1/4"	KHATTYV5324()	883.	1,930.	1,930.	2,221.	2,886.
	For use with 24"D 120° Bases	60"	59"	24"	1 1/4"	KHATTYV5924()	1,021.	n/a	n/a	n/a	n/a



Antenna 120° Top 30" Deep	For use with 24"D 120° Bases	48"	47"	30"	1 1/4"	KHATTYV4730()	854.	1,886.	1,886.	2,136.	2,776.
	For use with 24"D 120° Bases	54"	53"	30"	1 1/4"	KHATTYV5330()	1,054.	n/a	n/a	n/a	n/a
	For use with 24"D 120° Bases	60"	59"	30"	1 1/4"	KHATTYV5930()	1,073.	n/a	n/a	n/a	n/a



Order Code	Specification Information	Application Notes	Options
Antenna Tops	Antenna Tops	Antenna Tops	Antenna Tops
<i>Example:</i> KHATTYR5130L, 118, 118	<i>To order, specify:</i>	Worksurfaces are pre-drilled with pilot for use with wood screws.	Top Finish Options: Add an (L) for laminate, (V) for veneer suffix or (M) for mixed (laminate with wood edge) suffix to pattern number.
KHATT k.™ stand top	1. Pattern number	Actual worksurfaces are undersized by 1 1/2" on each side edge.	
Y Antenna Style	2. Top Finish	A stiffener is recommended on all worksurfaces. A stiffener is required on rectangular worksurfaces 72" (nominal) or wider and on all returns on 90° Corner Bases.	
R Rectangular Top	3. Edge Finish (laminate and mixed tops only)		
51 Width			
30 Depth			
L Laminate			
118 Bright White Laminate			
118 Bright White Edge			

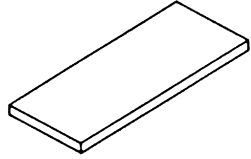
Reff Profiles Worksurfaces

Tops for C-Leg Tables

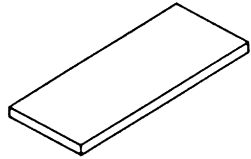
24", 30" and 36" Deep Rectangular

k.™ stand

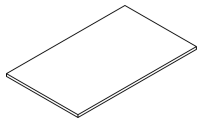
description	type	w*	w	d*	d	h	pattern no.	laminate (L)	Mixed(M)	V1(V)	V2(V)	V3(V)
Reff Profiles C-Leg Tops, 24" Deep	For 24"D C-Leg Base	48"	46"	24"	23"	1 1/4"	KHATTRR4623N	\$494.	\$535.	\$535.	\$613.	\$826.
	For 24"D C-Leg Base	54"	52"	24"	23"	1 1/4"	KHATTRR5223N	527.	625.	568.	655.	883.
	For 24"D C-Leg Base	60"	58"	24"	23"	1 1/4"	KHATTRR5823N	571.	556.	505.	698.	945.
	For 24"D C-Leg Base	66"	64"	24"	23"	1 1/4"	KHATTRR6423N	583.	691.	628.	724.	976.
	For 24"D C-Leg Base	72"	70"	24"	23"	1 1/4"	KHATTRR7023N	615.	723.	657.	758.	1,023.
	For 24"D C-Leg Base	78"	76"	24"	23"	1 1/4"	KHATTRR7623N	641.	756.	687.	795.	1,070.



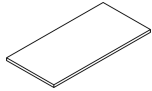
Reff Profiles C-Leg and T-Leg Tops, 30" Deep	For 30"D C-Leg & T-Leg Bases	48"	46"	30"	29"	1 1/4"	KHATTRR4629N	562.	562.	600.	688.	931.
	For 30"D C-Leg & T-Leg Bases	54"	52"	30"	29"	1 1/4"	KHATTRR5229N	606.	715.	650.	744.	1,004.
	For 30"D C-Leg & T-Leg Bases	60"	58"	30"	29"	1 1/4"	KHATTRR5829N	629.	738.	671.	771.	1,043.
	For 30"D C-Leg & T-Leg Bases	66"	64"	30"	29"	1 1/4"	KHATTRR6429N	640.	755.	686.	794.	1,069.
	For 30"D C-Leg & T-Leg Bases	72"	70"	30"	29"	1 1/4"	KHATTRR7029N	658.	776.	705.	808.	1,091.
	For 30"D C-Leg & T-Leg Bases	78"	76"	30"	29"	1 1/4"	KHATTRR7629N	688.	810.	736.	848.	1,143.



Reff Profiles T-Leg Tops, 36" Deep	For 30"D T-Leg Base	48"	46"	36"	35"	1 1/4"	KHATTRR4635N	634.	634.	682.	785.	1,054.
	For 30"D T-Leg Base	52"	54"	36"	35"	1 1/4"	KHATTRR5235N	692.	692.	743.	850.	1,143.
	For 30"D T-Leg Base	58"	60"	36"	35"	1 1/4"	KHATTRR5835N	723.	723.	775.	889.	1,200.
	For 30"D T-Leg Base	64"	66"	36"	35"	1 1/4"	KHATTRR6435N	749.	749.	801.	925.	1,247.
	For 30"D T-Leg Base	70"	72"	36"	35"	1 1/4"	KHATTRR7035N	775.	775.	830.	955.	1,290.
For 30"D T-Leg Base	76"	78"	36"	35"	1 1/4"	KHATTRR7635N	801.	801.	859.	988.	1,335.	



Reff Profiles Top for Corner Bases 24" Deep	Primary top for 90° Degree Corner Base. To be used with perpendicular return.	47"	47"	24"	23"	1 1/4"	KHATTRR4723N	494.	535.	535.	613.	826.
--	---	-----	-----	-----	-----	--------	---------------------	------	------	------	------	------

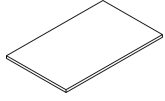


Order Code	Specification Information	Application Notes	Options
Reff Profiles Tops	Reff Profiles Tops	Reff Profiles Tops	Reff Profiles Tops
<i>Example:</i> KHATTRR5229NL, 118	<i>To order, specify:</i>	Worksurfaces are pre-drilled with pilot for use with wood screws.	Top Finish Options: Add an (L) for laminate, (V) for veneer suffix or (M) for mixed (laminate with wood edge) suffix to pattern number.
KHATT k.™ stand top	1. Pattern number	Actual worksurfaces are undersized by 1" on each side edge and by 1" on the back side.	
R Reff Profiles Top	2. Top Finish	A stiffener is recommended on all worksurfaces. A stiffener is required on rectangular worksurfaces 72" (nominal) or wider and on all returns on 90° Corner Bases.	
R Rectangular Top	3. Edge Finish (laminate and mixed tops only)		
52 Width			
29 Depth			
N No Grommet			
L Laminate			
118 Bright White Laminate			
118 Bright White Edge			

Reff Profiles Worksurfaces
Tops for C-Leg Tables
24", 30" and 36" Deep Rectangular

k.™ stand

description	type	w*	w	d*	d	h	pattern no.	laminate (L)	Mixed(M)	V1(V)	V2(V)	V3(V)
Reff Profiles Top for Corner Bases, 30" Deep	Primary top for 90° Degree Corner Base. To be used with perpendicular return.	47"	47"	30"	29"	1 1/4"	KHATRR4729N	\$562.	\$562.	\$600.	\$688.	\$931.





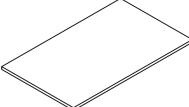
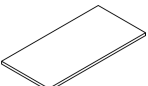
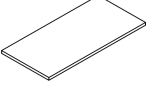
Order Code	Specification Information	Application Notes	Options
Reff Profiles Tops	Reff Profiles Tops	Reff Profiles Tops	Reff Profiles Tops
<i>Example:</i> KHATRR5229NL, 118	<i>To order, specify:</i>	Worksurfaces are pre-drilled with pilot for use with wood screws.	Top Finish Options:
KHATT k.™ stand top	1. Pattern number	Actual worksurfaces are undersized by 1" on each side edge and by 1" on the back side.	Add an (L) for laminate, (V) for veneer suffix or (M) for mixed (laminate with wood edge) suffix
R Reff Profiles Top	2. Top Finish		to pattern number.
R Rectangular Top	3. Edge Finish (laminate and mixed tops only)		
52 Width		A stiffener is recommended on all worksurfaces. A stiffener is required on rectangular worksurfaces 72" (nominal) or wider and on all returns on 90° Corner Bases.	
29 Depth			
N No Grommet			
L Laminate			
118 Bright White Laminate			
118 Bright White Edge			

Dividends Horizon Worksurfaces

Tops for C-Leg Tables

24" and 30" Deep Rectangular

k.™ stand

description	type	w*	w	d*	d	h	pattern no.	Laminate w/ ABS edge	Laminate with woodgrain edge	Techwood w/ Techwood Edge
Dividends Horizon C-Leg Tops, 24" Deep 	For 24"D C-Leg Base	48"	46"	24"	23"	1 1/4"	KHATTDR4623N	\$323.	\$358.	\$583.
	For 24"D C-Leg Base	54"	52"	24"	23"	1 1/4"	KHATTDR5223N	352.	387.	614.
	For 24"D C-Leg Base	60"	58"	24"	23"	1 1/4"	KHATTDR5823N	382.	417.	644.
	For 24"D C-Leg Base	66"	64"	24"	23"	1 1/4"	KHATTDR6423N	409.	450.	671.
	For 24"D C-Leg Base	72"	70"	24"	23"	1 1/4"	KHATTDR7023N	427.	472.	701.
	For 24"D C-Leg Base	78"	76"	24"	23"	1 1/4"	KHATTDR7623N	460.	504.	735.
Dividends Horizon C-Leg & T-Leg Tops, 30" Deep 	For 30"D C-Leg & T-Leg Bases	48"	46"	30"	29"	1 1/4"	KHATTDR4629N	382.	417.	641.
	For 30"D C-Leg & T-Leg Bases	54"	52"	30"	29"	1 1/4"	KHATTDR5229N	431.	473.	669.
	For 30"D C-Leg & T-Leg Bases	60"	58"	30"	29"	1 1/4"	KHATTDR5829N	474.	523.	698.
	For 30"D C-Leg & T-Leg Bases	66"	64"	30"	29"	1 1/4"	KHATTDR6429N	527.	581.	725.
	For 30"D C-Leg & T-Leg Bases	72"	70"	30"	29"	1 1/4"	KHATTDR7029N	548.	600.	751.
	For 30"D C-Leg & T-Leg Bases	78"	76"	30"	29"	1 1/4"	KHATTDR7629N	585.	648.	788.
Dividends Horizon T-Leg Tops, 36" Deep 	For 30"D T-Leg Base	48"	46"	36"	35"	1 1/4"	KHATTDR4635N	498.	535.	761.
	For 30"D T-Leg Base	52"	54"	36"	35"	1 1/4"	KHATTDR5235N	550.	592.	789.
	For 30"D T-Leg Base	58"	60"	36"	35"	1 1/4"	KHATTDR5835N	607.	667.	828.
	For 30"D T-Leg Base	64"	66"	36"	35"	1 1/4"	KHATTDR6435N	670.	740.	857.
	For 30"D T-Leg Base	70"	72"	36"	35"	1 1/4"	KHATTDR7035N	740.	815.	888.
	For 30"D T-Leg Base	76"	78"	36"	35"	1 1/4"	KHATTDR7635N	788.	837.	895.
Dividends Tops for Corner Bases, 24" Deep 	Primary top for 90° Degree Corner Base. To be used with perpendicular return.	47"	47"	24"	23"	1 1/4"	KHATTDR4723N	323.	358.	583.
Dividends Top for Corner Bases, 30" Deep 	Primary top for 90° Degree Corner Base. To be used with perpendicular return.	47"	47"	30"	29"	1 1/4"	KHATTDR4729N	382.	417.	641.

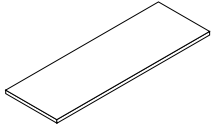
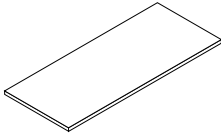
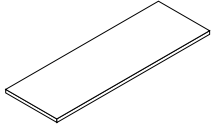
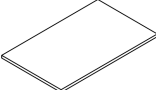
Order Code	Specification Information	Application Notes	Options
Dividends Horizon Tops	Dividends Horizon Tops	Dividends Horizon Tops	Dividends Horizon Tops
<i>Example:</i> KHATTDR5429N, L 118	<i>To order, specify:</i>	Worksurfaces are pre-drilled with pilot for use with wood screws.	Top Finish Options:
KHATT k.™ stand top	1. Pattern number	Actual worksurfaces are undersized by 1" on each side edge and by 1" on the back side.	Add an (L) for laminate to pattern number.
D Dividends Horizon Top	2. Top Finish		
R Rectangular Top	3. Edge Finish (laminate tops only)		
54 Width			
29 Depth		A stiffener is recommended on all worksurfaces. A stiffener is required on rectangular worksurfaces 72" (nominal) or wider and on all returns on 90° Corner Bases.	
N No Grommet			
L Laminate			
118 Bright White Laminate			
118 Bright White Edge			

Morrison Worksurfaces

Tops for C-Leg Tables

24", 30" and 36" Deep Rectangular

k.™ stand

description	type	w*	w	d*	d	h	pattern no.	L	V1	V2	
	For use with 24"D C-Leg Base	48"	46"	24"	23"	1 1/4"	KHATTMR4623()	\$485.	\$799.	\$1,254.	
	For use with 30"D T-Leg Base	54"	52"	24"	23"	1 1/4"	KHATTMR5223()	532.	898.	1,372.	
	For use with 24"D C-Leg Base	60"	58"	24"	23"	1 1/4"	KHATTMR5823()	574.	941.	1,441.	
	For use with 24"D C-Leg Base	66"	64"	24"	23"	1 1/4"	KHATTMR6423()	621.	1,039.	1,594.	
	For use with 24"D C-Leg Base	72"	70"	24"	23"	1 1/4"	KHATTMR7023()	665.	1,108.	1,746.	
	For use with 24"D C-Leg Base	78"	76"	24"	23"	1 1/4"	KHATTMR7623()	708.	1,143.	1,821.	
	For use with 30"D C-Leg & T-Leg Bases	48"	46"	30"	29"	1 1/4"	KHATTMR4629()	553.	894.	1,368.	
	For use with 30"D C-Leg & T-Leg Bases	54"	52"	30"	29"	1 1/4"	KHATTMR5229()	595.	992.	1,492.	
	For use with 30"D C-Leg & T-Leg Bases	60"	58"	30"	29"	1 1/4"	KHATTMR5829()	640.	1,061.	1,617.	
	For use with 30"D C-Leg & T-Leg Bases	66"	64"	30"	29"	1 1/4"	KHATTMR6429()	684.	1,127.	1,763.	
	For use with 30"D C-Leg & T-Leg Bases	72"	70"	30"	29"	1 1/4"	KHATTMR7029()	750.	1,220.	1,884.	
	For use with 30"D C-Leg & T-Leg Bases	78"	76"	30"	29"	1 1/4"	KHATTMR7629()	797.	1,284.	1,982.	
	For use with 24"D C-Leg Base	48"	46"	36"	35"	1 1/4"	KHATTMR4635()	621.	989.	1,483.	
	For use with 24"D C-Leg Base	52"	54"	36"	35"	1 1/4"	KHATTMR5235()	657.	1,090.	1,614.	
	For use with 24"D C-Leg Base	58"	60"	36"	35"	1 1/4"	KHATTMR5835()	709.	1,183.	1,792.	
	For use with 24"D C-Leg Base	64"	66"	36"	35"	1 1/4"	KHATTMR6435()	742.	1,216.	1,932.	
	For use with 24"D C-Leg Base	70"	72"	36"	35"	1 1/4"	KHATTMR7035()	883.	1,332.	2,020.	
	Morrison Top for Corner Base 30" Deep	Primary top for 90° Degree Corner Base. To be used with perpendicular return.	47"	47"	30"	29"	1 1/4"	KHATTMR4729()	553.	894.	1,368.

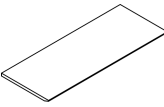
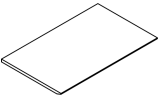
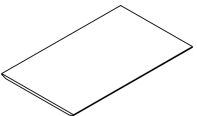
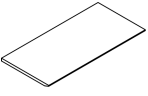
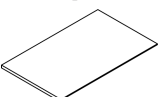
Order Code	Specification Information	Application Notes	Options
Morrison Tops	Morrison Tops	Morrison Tops	Morrison Tops
<i>Example:</i> KHATTMR5229L, 118	<i>To order, specify:</i>	Worksurfaces are pre-drilled with pilot for use with wood screws.	Top Finish Options:
KHATT k.™ stand top	1. Pattern number	Actual worksurfaces are undersized by 1" on each side edge and by 1" on the back side.	Add an (L) for laminate,
M Morrison Top	2. Top Finish	A stiffener is recommended on all worksurfaces. A stiffener is required on rectangular worksurfaces 72" (nominal) or wider and on all returns on 90° Corner Bases.	(V) for veneer suffix to pattern number.
R Rectangular Top			
52 Width			
29 Depth			
L Laminate			
118 Bright White Laminate			

AutoStrada Worksurfaces







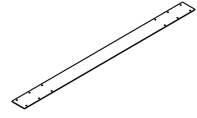
Tops for C-Leg Tables

30" Deep Rectangular

k.™ stand

description	type	w*	w	d*	d	h	pattern no.	laminate (L)	V1(V)/		
									Mixed(M)	V2(V)	V3(V)
 AutoStrada C-Leg Tops, 24" Deep	For use with 24"D C-Leg Base	48"	46"	24"	23"	1 1/4"	KHATTAR4623()N	\$500.	\$761.	\$856.	\$1,114.
	For use with 24"D C-Leg Base	54"	52"	24"	23"	1 1/4"	KHATTAR5223()N	738.	1,230.	1,345.	1,703.
	For use with 24"D C-Leg Base	60"	58"	24"	23"	1 1/4"	KHATTAR5823()N	765.	1,231.	1,352.	1,707.
	For use with 24"D C-Leg Base	66"	64"	24"	23"	1 1/4"	KHATTAR6423()N	666.	904.	1,012.	1,319.
	For use with 24"D C-Leg Base	72"	70"	24"	23"	1 1/4"	KHATTAR7023()N	683.	941.	1,062.	1,381.
	For use with 24"D C-Leg Base	78"	76"	24"	23"	1 1/4"	KHATTAR7623()N	706.	985.	1,113.	1,448.
 AutoStrada C-Leg Tops, 30" Deep	For use with 30"D C-Leg Base	48"	46"	30"	29"	1 1/4"	KHATTAR4629()N	594.	858.	968.	1,262.
	For use with 30"D C-Leg Base	54"	52"	30"	29"	1 1/4"	KHATTAR5229()N	609.	928.	1,044.	1,360.
	For use with 30"D C-Leg Base	60"	58"	30"	29"	1 1/4"	KHATTAR5829()N	679.	963.	1,082.	1,407.
	For use with 30"D C-Leg Base	66"	64"	30"	29"	1 1/4"	KHATTAR6429()N	695.	984.	1,107.	1,442.
	For use with 30"D C-Leg Base	72"	70"	30"	29"	1 1/4"	KHATTAR7029()N	716.	1,010.	1,136.	1,478.
	For use with 30"D C-Leg Base	78"	76"	30"	29"	1 1/4"	KHATTAR7629()N	739.	1,056.	1,191.	1,547.
 AutoStrada C-Leg & T-Leg Tops, 36" Deep	For 36"D C-Leg & T-Leg Base	48"	46"	36"	35"	1 1/4"	KHATTAR4635()N	652.	1,226.	1,249.	1,582.
	For 36"D C-Leg & T-Leg Base	54"	52"	36"	35"	1 1/4"	KHATTAR7635()N	738.	1,230.	1,345.	1,703.
	For use with 36"D C-Leg Base	60"	58"	36"	35"	1 1/4"	KHATTAR5835()N	765.	1,231.	1,352.	1,707.
	For use with 36"D C-Leg Base	66"	64"	36"	35"	1 1/4"	KHATTAR6435()N	807.	1,234.	1,365.	1,733.
	For use with 36"D C-Leg Base	72"	70"	36"	35"	1 1/4"	KHATTAR7035()N	816.	1,263.	1,402.	1,775.
	For use with 36"D C-Leg Base	78"	76"	36"	35"	1 1/4"	KHATTAR7635()N	852.	1,289.	1,432.	1,816.
 AutoStrada Top for Corner Base, 24" Deep	Primary top for 90° Degree Corner Base. To be used with perpendicular return.	47"	47"	24"	23"	1 1/4"	KHATTAR4723()N	500.	761.	856.	1,114.
 AutoStrada Top for Corner Bases, 30" Deep	Primary top for 90° Degree Corner Base. To be used with perpendicular return.	47"	47"	30"	29"	1 1/4"	KHATTAR4729()N	594.	858.	968.	1,262.

Order Code	Specification Information	Application Notes	Options
AutoStrada Tops	AutoStrada Tops	AutoStrada Tops	AutoStrada Tops
<i>Example:</i> KHATTAR5229()N, 118	<i>To order, specify:</i>	Worksurfaces are pre-drilled with pilot for use with wood screws.	Top Finish Options:
KHATT k.™ stand top	1. Pattern number	Actual worksurfaces are undersized by 1" on each side edge and by 1" on the back side.	Add an (L) for laminate, (V) for veneer suffix or (M) for mixed suffix to pattern number.
AR AutoStrada Top	2. Top Finish		
R Rectangular Top	3. Edge Finish (laminate and mixed tops only)		
52 Width			
29 Depth		A stiffener is required on worksurfaces that are 72" (nominal) or wider and all returns on 90° corner bases.	
L Laminate			
N No Grommet			
118 Bright White Laminate			
118 Bright White Edge			

description	type	w	d	h	pattern no.	list
 Digital Switch For k.stand Electric and Extended Electric, Generation 2		4 1/2"		1 1/4"	KHATA2DS	\$250.
 k.stand Casters, Kit of 4 2 locking, 2 non-locking		2"	1 1/2"	1 1/2"	KHATA2CAS2	106.
 k.stand Casters, Kit of 5 3 locking, 2 non-locking		2"	1 1/4"	1 1/2"	KHATA2CAS3	137.
 Power Strip For use on Tone and k.stand Height Adjustable Tables		24 3/4"	2"	2"	TBPS24	390.
 Cleat Plate For use on Tone and k.stand Height Adjustable Tables		25"	3 3/4"	2 1/4"	TBCP	124.
 Vertical Wire Manager For use on Tone and k.stand Standard Electric For use with Tone and k.stand Extended Electric		1"	3/4"	16 1/2"	TBVWMES	31.
		1"	3/4"	20"	TBVWMEX	31.
 Worksurface Reinforcement		54"	4"		DB1WR54	72.
		60"	4"		DB1WR60	73.
		66"	4"		DB1WR66	76.
		72"	4"		DB1WR72	79.
Flat Brackets (Single Pack)	For 24"D Worksurface	3 3/4"	14 7/8"		DB1F24SP	31.
	For 30"D Worksurface	3 3/4"	20 15/16"		DB1F30SP	36.

Order Code

Digital Switch

Example: **KHATDS**

KHAT k.™ stand

DS Digital Switch

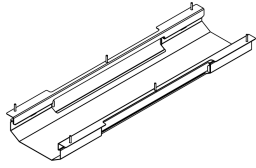
Specification Information

- Digital Switch ships with cord.
- Casters cannot be used on 24"D k.stand nor on k.stand with desk mounted privacy screens or modesty panels. Casters raise the overall height of the table 1 1/2".
- A stiffener is required on worksurfaces that are 72" (nominal) or wider and on all returns on 90° corner bases. A stiffener is recommended on all worksurfaces.

Notes:

Extended Electric Z-Manager is only compatible with Standard Electric k.™ stand bases. Foot is pre-drilled to accept the Z-Manager.

description	type	w	d	h	pattern no.	list
Flat Brackets (Pack of 10)	For 24"D Worksurface	3 3/4"	14 5/8"		DB1F24TP	\$248.
	For 30"D Worksurface	3 3/4"	20 15/16"		DB1F30TP	285.
Tone Hinged Wire cover	For k.™ stand Adjustable-Width Bases	28"	7 1/2"	2"	TBHCPC	132.
Tone Z-Manger	For use on k.™ stand Standard Electric Base only				TBZEX	208.



Order Code

Digital Switch

Example: **KHATDS**

KHAT k.™ stand

DS Digital Switch

Specification Information

1. Digital Switch ships with cord.
2. Casters cannot be used on 24"D k.stand nor on k.stand with desk mounted privacy screens or modesty panels. Casters raise the overall height of the table 1 1/2".
3. A stiffener is required on worksurfaces that are 72" (nominal) or wider and on all returns on 90° corner bases. A stiffener is recommended on all worksurfaces.

Notes:

Extended Electric Z-Manager is only compatible with Standard Electric k.™ stand bases. Foot is pre-drilled to accept the Z-Manager.

<i>pattern no.</i>	<i>page</i>	<i>pattern no.</i>	<i>page</i>	<i>pattern no.</i>	<i>page</i>
DB1F24SP	16	KHATTMR4629	14	KHATTYV5924	10
DB1F24TP	17	KHATTMR4635	14	KHATTYV5930	10
DB1F30SP	16	KHATTMR4729	14	TBCP	16
DB1F30TP	17	KHATTMR5223	14	TBHCPC	17
DB1WR54	16	KHATTMR5229	14	TBPS24	16
DB1WR60	16	KHATTMR5235	14	TBVWMES	16
DB1WR66	16	KHATTMR5823	14	TBVWMEX	16
DB1WR72	16	KHATTMR5829	14	TBZEX	17
KHATA2CAS2	16	KHATTMR5835	14		
KHATA2CAS3	16	KHATTMR6423	14		
KHATA2DS	16	KHATTMR6429	14		
KHATB2CEA24GS	7	KHATTMR6435	14		
KHATB2CEA30G	7	KHATTMR7023	14		
KHATB2CEXA24G	8	KHATTMR7029	14		
KHATB2CEXA30G	8	KHATTMR7035	14		
KHATB2KEA24G	7	KHATTMR7623	14		
KHATB2KEXA24G	8	KHATTMR7629	14		
KHATB2TEA30G	7	KHATTRR4623N	11		
KHATB2TEXA30G	8	KHATTRR4629N	11		
KHATB2VEA24G	7	KHATTRR4635N	11		
KHATB2VEXA24G	8	KHATTRR4723N	11		
KHATTAR4623	15	KHATTRR4729N	12		
KHATTAR4629	15	KHATTRR5223N	11		
KHATTAR4635	15	KHATTRR5229N	11		
KHATTAR4723	15	KHATTRR5235N	11		
KHATTAR4729	15	KHATTRR5823N	11		
KHATTAR5223	15	KHATTRR5829N	11		
KHATTAR5229	15	KHATTRR5835N	11		
KHATTAR5823	15	KHATTRR6423N	11		
KHATTAR5829	15	KHATTRR6429N	11		
KHATTAR5835	15	KHATTRR6435N	11		
KHATTAR6423	15	KHATTRR7023N	11		
KHATTAR6429	15	KHATTRR7029N	11		
KHATTAR6435	15	KHATTRR7035N	11		
KHATTAR7023	15	KHATTRR7623N	11		
KHATTAR7029	15	KHATTRR7629N	11		
KHATTAR7035	15	KHATTRR7635N	11		
KHATTAR7623	15	KHATTYR4524	9		
KHATTAR7629	15	KHATTYR4530	9		
KHATTAR7635	15	KHATTYR4536	9		
KHATTDRA4623N	13	KHATTYR4536	9		
KHATTDRA4629N	13	KHATTYR4724	10		
KHATTDRA4635N	13	KHATTYR4730	10		
KHATTDRA4723N	13	KHATTYR5124	9		
KHATTDRA4729N	13	KHATTYR5130	9		
KHATTDRA5223N	13	KHATTYR5136	9		
KHATTDRA5229N	13	KHATTYR5724	9		
KHATTDRA5235N	13	KHATTYR5730	9		
KHATTDRA5823N	13	KHATTYR5736	9		
KHATTDRA5829N	13	KHATTYR6324	9		
KHATTDRA5835N	13	KHATTYR6330	9		
KHATTDRA6423N	13	KHATTYR6336	9		
KHATTDRA6429N	13	KHATTYR6924	9		
KHATTDRA6435N	13	KHATTYR6930	9		
KHATTDRA7023N	13	KHATTYR6936	9		
KHATTDRA7029N	13	KHATTYR7524	9		
KHATTDRA7035N	13	KHATTYR7530	9		
KHATTDRA7623N	13	KHATTYR7536	9		
KHATTDRA7629N	13	KHATTYV4724	10		
KHATTDRA7635N	13	KHATTYV4730	10		
KHATTMR4623	14	KHATTYV5324	10		
		KHATTYV5330	10		

Selling Policy

	<p>This Selling Policy supercedes all previous selling policies. Prices, discounts and product offerings are subject to change without notice.</p>
Terms & Conditions of Sales	<p>Sales by Knoll, Inc. or Knoll North America Corp. ("Seller") of Knoll Product Lines (hereinafter "Products") within the United States and Canada are made only on the terms which are contained in this Selling Policy. Seller hereby gives notice of its objection to any different or additional terms and conditions. This sale is expressly conditional upon Purchaser's assent to the terms and conditions set forth below. Additional terms and conditions may apply to KnollStudio and KnollTextiles orders. These terms and conditions may be modified or supplemented only by a written document signed by an authorized representative of Seller. These terms and conditions supercede any prior and/or contemporaneous agreements or correspondence between Purchaser and Seller. Written quotations expire thirty (30) days from the date of issuance and can be withdrawn by written notice anytime during that period. Where Purchaser and Seller have entered into the Knoll Electronic Terms and Conditions, all orders, acknowledgements, invoices and other business communications placed or transmitted in accordance with the Knoll Electronic Terms and Conditions shall be deemed to be in writing and signed and shall be valid for all purposes as if they were originated and maintained in documentary form.</p>
Ordering Information	<p>All orders must be in writing. The product pattern number(s) contained on Seller's order acknowledgement shall be the final expression of the order.</p>
Order Confirmation	<p>A purchase order is not binding on Seller until Purchaser has received Seller's order confirmation or acknowledgment.</p>
Pricing Policies	<p>List prices are subject to change without notice.</p> <p>List prices shall be those prices in effect on the date of receipt of a complete purchase order unless shipment is requested more than ninety (90) days after order entry in which case prices in effect on the date of shipment apply. List prices include specified freight costs. Unless specified in writing by Seller, no other charges are included in Seller's list prices.</p>
Taxes	<p>All sales, use, excise and other taxes applicable to the sale of the Products shall be paid by Purchaser. If Purchaser claims an exemption from any tax, Purchaser shall submit to Seller the appropriate exemption certificates.</p>
Terms of Payment	<p>Payment for one hundred percent (100%) of the net order amount is due within thirty (30) days of the date of invoice, which is generally issued upon shipment. In case of any discrepancies, such as shortages, and Seller is notified in writing within ten (10) days of receipt of Product, only that portion may be deducted and the balance paid. For orders greater than \$100,000 net, a fifty percent (50%) deposit is due at the time of order placement, with the remainder due within thirty (30) days of the date of invoice.</p> <p>KnollStudio orders less than \$2,000 require payment for one hundred percent (100%) of the net order amount (including any applicable sales tax and charges for inside delivery, special packaging, etc.), due at time of order placement. For KnollStudio orders greater than \$2,000, a one-half (50%) deposit is due at time of order placement with the remainder (including any applicable sales tax and charges for inside delivery, special packaging, etc.) due prior to shipment.</p> <p>If, in the judgment of Seller, Purchaser's financial condition does not justify the terms of the payment, Seller may require full or partial payment in advance.</p> <p>Past due accounts shall be charged one and one-half percent (1.5%) per month, or the highest rate permitted by law, whichever is less, and will be added to the outstanding balance. In the event Purchaser defaults on payment, Purchaser shall be liable for all collection costs, including reasonable attorney's fees and costs.</p>
Changes and Cancellation	<p>Purchase orders may not be changed or cancelled, in whole or in part, without prior written consent of Seller. Changes may effect delivery dates. Expenses incurred because of changes shall be charged to Purchaser. In the event of cancellations, Purchaser will be liable for reasonable cancellation charges established by Seller. Orders for special Product, orders including "COM" (hereinafter defined) material and orders pursuant to expedited delivery programs, may not be canceled.</p>
Freight Prepaid	<p>Freight is prepaid and included in the price of all Products, except KnollTextiles, within the 48 contiguous United States for orders placed with Knoll, Inc. and within Canada, excluding the Yukon, Northwest Territories, Nunavut and Newfoundland for orders placed with Knoll North America Corp. Packing is tested for rigorous motion and transportation but is not guaranteed to protect furniture from all conditions. If special packaging is required for any reason, please consult with your sales representative or dealer. Seller shall select the method of shipment and routing. Freight for all KnollTextiles orders is prepaid and added to the invoice.</p>
Delivery/Freight Charges	<p>Shipments outside the contiguous 48 United States and Canada shall be shipped F.O.B. Origin.</p> <p>For shipments outside the contiguous United States and Canada, Purchaser is responsible for the cost of freight from point of embarkation, including any handling and transportation charges incidental to loading at the point of departure and unloading at the final destination.</p> <p>Conditions beyond the control of Seller, including weather, available facilities and traffic conditions, may affect exact time of delivery. Seller shall not be responsible for specific carrier delivery date or time unless it has made a specific delivery commitment, in writing.</p> <p>Nonstandard methods of shipment and/or additional services are available upon request. Purchaser will be billed for the differential cost of any special services in excess of standard surface carrier freight costs. Premium charges, at Purchaser's request, will be added for airfreight, exclusive use of vehicle and extra, export or special packaging. Accessorial charges will be added for inside delivery, extra labor, reconsignment and redelivery.</p> <p>Partial shipments may be made and invoiced by Seller.</p>
Claims	<p>All shipments for Knoll Products within the contiguous United States and Canada are F.O.B. Origin. All risk of loss passes to Purchaser at time of delivery to carrier. Purchaser shall inspect all Products upon receipt and notify Seller within ten (10) working days after receipt of any damage or defects which are, or should be, apparent from an inspection of the Product and its packaging. Failure of Purchaser to notify Seller during the ten (10) working day period shall constitute acceptance of the Products and waiver of any apparent defects, errors or shortages. For all claims relating to Product damaged in transit or for any other claims relating to or arising out of the transportation of the Product, Purchaser must seek recovery from the carrier and Seller has no liability to Purchaser for such claims. Seller may, upon request, assist Purchaser with filing of such claims with the carrier, but Seller will not be liable for any of these transportation related claims.</p>
Seller's Security Interest	<p>Until Seller receives the full payment for the Product, Seller shall have a security interest in the Product. Purchaser agrees to perform all acts, including but not limited to the execution and filing of documentation, which may be necessary to perfect and assure the security interest of Seller.</p>
Returns	<p>The return of Products without a written authorization by Seller shall not be accepted. To receive authorization for Product return, please call Customer Service. All Products that are returned pursuant to a valid authorization shall be subject to a twenty-five percent (25%) of list restocking charge. Products not currently offered for sale by Seller (including COM) shall not be authorized for return. All returned Products must be unused, in original condition and in the original Seller packing cartons. No refund or credit shall be given for damaged Products.</p>
Held Orders/Storage	<p>If Purchaser requests that an order be held or delayed, prices and terms and conditions in effect at the time of shipment shall apply. If Purchaser requests a delay after the time when Seller can defer production, Purchaser will be invoiced for the Product, payable in accordance with standard terms, when the order is ready for shipment. Seller may transfer the Product to storage, in which case all expenses incurred in connection with storage, including demurrage, preparation for storage, storage charges and handling shall be payable by Purchaser upon submission of invoices by Seller. Risk of loss to the Product shall pass to the Purchaser upon delivery of the Product into storage.</p>

Selling Policy

Customer's Own Material	A Purchaser who requests a fabric or other surface material not standard to Seller's line of Products ("COM") must submit samples of the requested material to Seller prior to entry of a purchaser order. Seller shall determine if the material is suitable to its manufacturing processes and meets any requirements of Underwriters Laboratories. If the COM is acceptable, Seller will then establish a price for using the COM or the Product in question. For a description of the procedures for submitting samples and testing, contact customer resources or your sales representative. Seller shall have no responsibility for the appearance, condition, performance, durability, colorfastness or any other physical attribute of the COM. Purchaser shall indemnify and hold Seller harmless for any damages, injuries or losses arising out of or related to use of the COM on the Product.
Warranty	<p>Seller warrants to the original Purchaser only that the Products Seller manufactures and sells to Purchaser are free of defects in workmanship and materials, during the applicable warranty period set forth below.</p> <p>Warranty period set forth below is for 24-hour, 7 days a week, multi shift use (includes parts and labor to repair).</p> <p>Should any failure to conform with this limited warranty appear to a Product listed below during the applicable warranty period from the date of shipment, Seller shall, upon prompt written notice, repair or replace, at its option and costs, the affected part or parts.</p> <p><i>Product and Period of Warranty</i></p> <p><i>Lifetime: Antenna Workspaces, AutoStrada, Calibre, Crinion Open Table, Currents, Dividends Horizon, Morrison, Reff Profiles laminate, Rockwell Unscripted, Series 2 Storage, Template and other non-wood components (except cascade edge worksurfaces, operational parts, controls, electrical, Lighting, Series 2 Veneer Front Storage, upholstery, textiles and leathers, special or custom products, see below)</i></p> <p><i>12 Years: Chadwick, Essentials Work Chairs, Generation by Knoll, k. task, Life, Moment, MultiGeneration by Knoll, ReGeneration by Knoll, Remix, and Toboggan seating (except seating upholstery, textiles, leathers and finishes, see below).</i></p> <p><i>10 Year: Anchor Storage except digital keypad lock, Antenna Workspaces, AutoStrada, Crinion Open Table, Dividends Horizon, Dividends Horizon Satellite Surfaces, Reff Profiles, Rockwell Unscripted, Template wood components, Series 2 Veneer Front Storage, cascade edge worksurfaces, Wood Casegoods (The Graham Collection) (except wood casegoods upholstered surfaces, see below), Reuter overheads, Reuter vertical storage, KnollExtra Sapper Monitor Arm Collection, Sapper XYZ Monitor Arm Series, Adjustable keyboard mechanisms and platforms, Communication Boards (except fabric board textiles, cork and FilzFelt, see below), Smokador collection (except leathers, see below), Orchestra Universal Systems Accessories, k. lounge structural components, KnollStudio Pixel and Propeller, Tone bases.</i></p> <p><i>5 Years: Operational parts, controls, electrical, Lighting (except light ballasts, bulbs and power supply, see below), special or custom product, wood veneer products and plywood, Currents handcrank, KnollStudio, Rockwell Unscripted wire bases, Spark Series seating structural elements, structural elements of all KnollStudio outdoor products including all Richard Schultz designed products, KnollExtra CPU holders and all universal storage drawers and Power Collection, k. bench (except changes in finish, see below), k. stand bases (except changes in finish, see below) and HiLo.</i></p> <p><i>3 Years: Rockwell Unscripted upholstery (except textiles and leather), Office Seating upholstery, textiles, leathers and finishes. Fabric boards textiles and Smokador Collection leathers, KnollExtra Pop Up Screens.</i></p> <p><i>2 Years: Anchor Storage digital keypad lock, all other KnollExtra product</i></p> <p><i>1 Year: Light ballasts, bulbs and power supply, seating upholstered armpads and soft armpads, wood casegoods upholstered surfaces. KnollStudio, outdoor product finishes, k. lounge upholstery and k. lounge fabric. Rockwell Unscripted fabric and accessories.</i></p> <p>This warranty does not apply to:</p> <ul style="list-style-type: none">• Damage caused by a carrier other than the Seller.• Normal wear and tear or acts or omissions of parties other than Seller (including user modification, improper use or installation of Products).• COM or other third party materials applied to Products.• Products not installed by or under the auspices of a Knoll Dealer.• Dramatic temperature variations or exposure to unusual conditions.• Changes in surface finishes, including colorfastness due to aging or exposure to light.• Except as specifically noted above, textiles and upholstery supplied by KnollTextiles and Spinneybeck FilzFelt (consult current price lists for applicable warranties). <p>Natural variations occurring in wood, marble, and leather shall not be considered defects, and the Seller does not guarantee the colorfastness or matching of the colors, grains or textures, or surface hardness of such materials. The Seller also does not guarantee the colorfastness of fiberglass panel surfaces.</p> <p>THE EXPRESS WARRANTIES CONTAINED HEREIN ARE IN LIEU OF ALL OTHER WARRANTIES, EXPRESS OR IMPLIED, INCLUDING ANY WARRANTIES OF MERCHANTABILITY AND FITNESS FOR PARTICULAR PURPOSE AND ALL OTHER WARRANTIES ARISING FROM COURSE OF DEALING OR USAGE OF TRADE.</p> <p>The remedies provided above are the Purchaser's sole remedies for any failure of Seller to comply with its obligations regarding the workmanship of its Products. Correction of any nonconformity in the manner and for the period of time provided shall constitute complete fulfillment of all liabilities of Seller, with respect to or arising out of the Product furnished hereunder.</p>
Delay/Force Majeure	Seller shall not be liable for failure to perform or for delay in performance due to fire, flood, strike or other labor difficulty, act of God, act of war or terrorism, act of any governmental authority or of the Purchaser, riot, embargo, fuel or energy shortage, wrecks or delay in transportation, inability to obtain necessary labor, materials or manufacturing facilities from usual sources or failure of suppliers to meet their contractual obligations, or due to any cause beyond its reasonable control. If any such event occurs, Seller may extend delivery dates by a period of time necessary to overcome the effect of such delay, allocate available Product or cancel any purchase order.
Compliance with Law	PURCHASER IS SOLELY RESPONSIBLE FOR COMPLIANCE WITH ALL APPLICABLE FEDERAL, STATE AND LOCAL LAWS, ORDINANCES, REGULATIONS, RULES AND STANDARDS RELATING TO THE INSTALLATION, MAINTENANCE, USE AND OPERATION OF THE PRODUCTS.
Patents	<p>Subject to the following provisions, Seller shall, at its own expense, defend or, at its option, settle any claim, suit or proceeding brought against the Purchaser, and/or its vendees, mediate and immediate, so far as based on an allegation that any Product or any part thereof furnished hereunder constitutes a direct or a contributory infringement of any claim of any patent of the United States or Canada. This obligation shall be effective only if Purchaser shall have made all payments then due hereunder and if Seller is notified promptly in writing and given authority, information and assistance for the defense of said claim, suit or proceeding. Seller shall pay all damages and costs awarded in such suit or proceedings so defended.</p> <p>The foregoing indemnity does not apply to the following:</p> <ul style="list-style-type: none">• Products supplied according to a design other than that of Seller, and which is required by the Purchaser.• Combination of the Product with another product not furnished hereunder unless Seller is a contributory infringer.• Any settlements of a suit or proceeding made without Seller's written consent.
Limitations of Liability	<p>SELLER, ITS CONTRACTORS, AUTHORIZED DEALERS AND SUBCONTRACTORS OR SUPPLIERS OF ANY TIER SHALL NOT BE LIABLE TO PURCHASER FOR ANY SPECIAL, INDIRECT, INCIDENTAL OR CONSEQUENTIAL DAMAGES ARISING FROM A BREACH OF THIS AGREEMENT.</p> <p>Purchaser's remedies set forth herein are exclusive and the liability of Seller with respect to the breach of this agreement or any contract entered into between the parties pursuant hereto shall not exceed the price of the Product or part on which such liability is based.</p>

General Ordering Information

The Products

This guide encompasses all standard products for this product group.

Sizes

Dimensions listed in this guide are indicated as:

H = height

W = width

D = depth

Dia. = diameter

Rad. = radius

Pricing

All prices shown are list.

How to Order

Select pattern numbers and quantities required for your complete installation. Product questions can be addressed in the specific sections of this guide or by contacting your sales representative or customer resource representative at 1-800-343-5665.

Next, select options (if required), along with colors and finishes appropriate to each product. Reference the Finishes and Fabrics pages for color designations.

On large installations, an item's "designated area" can be specified to assist in product organization and handling.

To expedite complete / correct entry of your order, be certain all pattern numbers, quantities, colors and area identifications are completely specified. Also, include complete purchase order numbers, bill-to and ship-to addresses, a contact name and specific factory shipping dates required.

Mail all orders to:

Knoll, Inc.

1235 Water Street

P.O. Box 157

East Greenville, PA 18041

Attention: Order Entry

Once your order is entered at Knoll, an acknowledgment will be mailed to you. You will be advised of your scheduled shipping date within five days of the original acknowledgment. If it is necessary to revise your order, please contact your customer resource representative.

Sustainability Statement

Sustainable design is a key component of Knoll's environmental focus. Our commitment to social responsibility and a healthy environment has prompted us to further articulate our longstanding environmental programs and, with encouragement and support from our colleagues in the industry, we have re-energized our focus on such "green" initiatives as life cycle analysis and LEED™ certification. Knoll is proud to have contributed to projects that have received LEED certification from the U.S. Green Building Council.

For the latest information on Knoll products that help our customers achieve LEED certification, log on to knoll.com, click on "About Knoll" and then "Environmental Focus."