

Tone

Price List
March 2020



Knoll

Introduction	Knoll and Sustainable Design	2
	Finish Options	3
	Tone Height-Adjustable Tables	5
Bases	Standard Electric	6
	Extended Electric	12
	Handcrank	18
	Extended Handcrank	20
	Pin-Set	22
	Fixed Height	24
Tops	Antenna Workspaces Worksurfaces	26
	AutoStrada Worksurfaces	28
	Dividends Horizon Worksurfaces	29
	Postform Worksurfaces	32
	Reff Profiles Worksurfaces	33
Accessories	Accessories	35
Alpha-Numeric Index		38
Selling Policy		40
General Ordering Information		42

Knoll and Sustainable Design

Each year Knoll sets key initiatives in the journey to sustainability. Focused on our impact to people and planet, Knoll reports material health product attributes and sets operational targets to reduce greenhouse gas emissions, waste generation and water use (in our North American facilities.)

Material transparency is a core Knoll sustainable design value, enabling us to optimize the design and performance of our products. Our material health program utilizes independent third-party certifications that provide an impartial and trustworthy foundation for industry-wide transparency. Certification by respected third parties ensures that all manufacturers are held to the same high standards. Knoll certifications include: Forest Stewardship Council (FSC®), Intertek's Clean Air Program, Business and Institutional Furniture Manufacturer's Association (BIFMA) LEVEL® certification, International Living Future Institute's (ILFI) Declare labelling and Certified Environmental Product Declarations. In addition, Knoll is aligned with the U.S. Green Building Council and can help organizations achieve credits for Leadership in Energy and Environmental Design (LEED®), WELL and the Living Building Challenge (LBC) building certifications.

In our manufacturing operations, we focus on efficiency and impact. Knoll Office and Knoll Europe manufacturing locations are ISO 14001:2015 certified. Knoll sets objectives and targets to reduce energy, water and waste. These initiatives are part of a long-term strategy to further reduce energy consumption and lower our carbon footprint.

We also believe in helping our customers find viable options when decommissioning furniture or other related assets. ANEW's Full Circle Program, in partnership with Knoll, allows customers to leverage buy-back and re-sale programs as well as explore options for repurposing or recycling that mitigate landfill impact through energy-from-waste conversion.

For more information about Knoll and sustainable design, visit www.knoll.com/environment.

Base Finish Options

111	Jet Black
112	Brown
113	Dark Grey
114	Folkstone Grey
115	Medium Grey
116	Sandstone
117	Soft Grey
611	Beige Mist Metallic
612	Medium Metallic Grey
613	Silver
118	Bright White

Wood Finishes

New codes begin with a three digit numeric sequence, followed by a letter suffix. Each letter suffix (A-F) represents a different combination of pore fill options and gloss levels.

Code	V1 TECHWOOD	Code	V2 PREMIUM TECHWOOD	Code	V3 PREMIUM VENEER
638	Blond Maple	647	White Pine	039	Pippy Oak *
628	Dark Mahogany	640	Ebony	044	Figured Sycamore
639	Light Cherry	642	Grigio		
641	Black Oak				
506	Maple		V2 NATURAL VENEER		
509	Cherry	020	Natural Oak		
512	Medium Walnut	038	Rustic Walnut *		
513	Medium Teak	017	Light Walnut		
514	Espresso	002	Bronze Cherry		
637	Natural	006	Maple		
644	Light Walnut	021	Peacock Green Walnut		
645	Dove Grey	022	Old English Walnut		
		037	Birch		

	Gloss Level	Fill Level
A	Low Gloss	Closed Pore
B	MediumGloss	Closed Pore
C	High Gloss	Closed Pore
D	Low Gloss	Open Pore
E	Medium Gloss	Open Pore
F	High Gloss	Open Pore

Edge Options for Veneers

WOOD	Complementary Wood
SYN	Complementary Synthetic
WPLY	Wood Ply Edge *
SPLY	Synthetic Ply Edge *

* Ply Edge available on Birch (037) worksurfaces.

*Note:

-Synthetic Edge option is available on worksurfaces, only.

-Finishes with * are available on worksurfaces only.

For more detailed information on Veneer finishes, please refer to the Wood Finish Matrix on the Knoll.com

Laminate Finishes

Core Laminate

Surface / Edge

- 111 Jet Black**
- 114 Folkstone Grey**
- 115 Medium Grey**
- 117 Soft Grey**
- 118 Bright White**
- 119 Pumice**
- 121 Micro Grey *
- 122 Brushed Sand *
- 123 Brushed Grey *
- 128 Fog**
- 129 Micro Sand *

*121, 122, 123, 129 Not available with matching edge option, and only available on worksurfaces.

**Melamine worksurface finish, excluding AutoStrada, and Currents.

Note: All core Laminate worksurfaces are available with matching and non matching edges. ie; A worksurface in 118, can have 139 edge finish.

Wood Grain Laminates

Surface / Edge

- 124 Medium Chery**
- 125 Natural Maple**
- 126 Natural Cherry**
- 127 Walnut**
- 139 Light Ash**
- 140 Warm Ash**
- 141 Whitened Ash**
- 142 Grey Ash**
- 143 Classic Oak**
- 144 Graphite Pear**
- 145 Zebra
- 147 Silverwood**
- 148 Smokewood**
- 149 Barnwood**

Additional Edge Options for Laminate worksurfaces (only):

- WPLY Ply Edge - Wood (V1 Pricing)
- SPLY Ply Edge - Synthetic (L Pricing)

Impact Resistant Laminate

Core & Wood Grain Laminates

Surface / Edge

- 911 Jet Black
- 914 Folkstone Grey
- 917 Soft Grey
- 918 Bright White
- 919 Pumice
- 924 Medium Cherry
- 925 Natural Maple
- 926 Natural Cherry
- 927 Walnut
- 928 Fog

Note: *The Rules of Wood Grain Laminates, applies to the Impact Resistant Laminates. 25% Upcharge applies to the laminate pricing for the Impact Resistant Laminates.*

Note: For Tone Profiles, AutoStrada and Antenna / Telescope you can chose from V1, V2 and V3. For Dividends Horizon you can chose from V1 only.

Please refer to individual price lists for detailed information on finish options.

Tone Height-Adjustable Tables

Base Types and Height Ranges

Tone is available in six base types with a range of height-adjustability options to meet a variety of workplace needs. Tone Height-Adjustable Tables are available in four height-adjustable options that are controlled by the user - Electric, Extended Electric, Handcrank and Extended Handcrank. Both types of Electric bases have button controls on the front edge of the base underneath the top to adjust the top up and down. Handcrank table bases have a handle on the front of the table underneath the top that turns to adjust the height of the table. Pin-Set bases adjust with the placement of a pin in each leg to create the appropriate height worksurface for each user - this adjustment is not adjustable by the user. A fixed-height option is also available.

The energy use per electric Tone table during operation ranges from 180-320 Watts, which translates to 1.5-3.2 Amps. Energy consumption during standby is .45 Watts, which translates to .00375 Amps. Power requirements and usage per table: 120-240V, 50-60 HZ; 3.2 amp 120V running draw.

Base Types	Fixed	Pin-Set	Handcrank	Extended Handcrank	Electric	Extended Electric
Height Range *	26.8"	25.8"-40.8"	25.6"-42.1"	21.6"-47.8"	25.6"-42.1"	21.6"-47.8"
Adjustments	N/A	1" increments	6 turns per inch	6 turns per inch	1-2" per second	1-2" per second
Load Capacity (Rectangular)	265 lbs.	265 lbs.	135 lbs.	135 lbs.	265 lbs.	265 lbs.
Load Capacity (Corner and 120°)	395 lbs.	395 lbs.	N/A	N/A	395 lbs.	395 lbs.

* Height ranges shown do not include top thickness

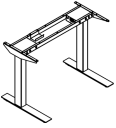
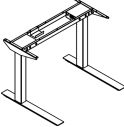
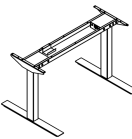
* Heights above are for Tone with glides. Casters raise the table 1 1/8"

Published heights are measured to the underside of the worksurface. When planning with storage or other object under the desk, account for 2 1/2" of base structure. Do not specify items that interfere with the travel of the table.

A 15" worksurface overhand is permitted on one or both sides.

Standard Electric Fixed Width Base

Tone Height Adjustable Tables

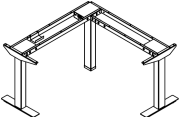
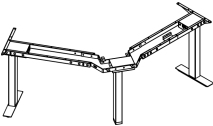
description	type	w*	w	d	pattern no.	list price
 24" Deep C-Leg Bases	For use with 42"W, 24"D C-Leg Top	42"	35"	22"	TBCEF3522 ()()	\$2,871.
	For use with 48"W, 24"D C-Leg Top	48"	41"	22"	TBCEF4122 ()()	2,871.
	For use with 54"W, 24"D C-Leg Top	54"	47"	22"	TBCEF4722 ()()	2,871.
	For use with 60"W, 24"D C-Leg Top	60"	53"	22"	TBCEF5322 ()()	2,871.
	For use with 66"W, 24"D C-Leg Top	66"	59"	22"	TBCEF5922 ()()	2,897.
	For use with 72"W, 24"D C-Leg Top	72"	65"	22"	TBCEF6522 ()()	2,897.
	For use with 78"W, 24"D C-Leg Top	78"	71"	22"	TBCEF7122 ()()	2,897.
 30" Deep C-Leg Bases	For use with 42"W, 30"D C-Leg Top	42"	35"	28"	TBCEF3528 ()()	2,921.
	For use with 48"W, 30"D C-Leg Top	48"	41"	28"	TBCEF4128 ()()	2,921.
	For use with 54"W, 30"D C-Leg Top	54"	47"	28"	TBCEF4728 ()()	2,921.
	For use with 60"W, 30"D C-Leg Top	60"	53"	28"	TBCEF5328 ()()	2,921.
	For use with 66"W, 30"D C-Leg Top	66"	59"	28"	TBCEF5928 ()()	2,947.
	For use with 72"W, 30"D C-Leg Top	72"	65"	28"	TBCEF6528 ()()	2,947.
	For use with 78"W, 30"D C-Leg Top	78"	71"	28"	TBCEF7128 ()()	2,947.
 30" Deep T-Leg Bases	For use with 48"W, 30" or 36"D T-Leg Top	48"	41"	28"	TBTEF4128 ()()	2,921.
	For use with 54"W, 30" or 36"D T-Leg Top	54"	47"	28"	TBTEF4728 ()()	2,921.
	For use with 60"W, 30" or 36"D T-Leg Top	60"	53"	28"	TBTEF5328 ()()	2,921.
	For use with 66"W, 30" or 36"D T-Leg Top	66"	59"	28"	TBTEF5928 ()()	2,947.
	For use with 72"W, 30" or 36"D T-Leg Top	72"	65"	28"	TBTEF6528 ()()	2,947.
	For use with 78"W, 30" or 36"D T-Leg Top	78"	71"	28"	TBTEF7128 ()()	2,947.

* Nominal Width

Order Code	Specification Information	Application Notes
C-Leg and T-Leg Bases	1. Glides or Casters: Add a "C" Suffix to the pattern number to specify Glides. Or add a "C" to specify Casters. Add \$70 list for casters.	Bases are designed for use with corresponding worksurfaces to create freestanding tables. Worksurfaces must be specified separately.
<i>Example:</i> TBCEF5328GD613	2. Control Switch: "S" specifies the Standard Up/Down Switch.. "TR" specifies the red Toggle Switch. "TG" specifies the grey Toggle Switch. An upcharge of \$102 applies to the "Toggle Switch option". "D" specifies the Digital Control Switch with programmable setting. Add \$324 list for the Digital Control Switch. When planning with furniture that interferes with the travel of the table, the Digital Control Switch must be ordered	A stiffener is recommended on worksurfaces that are 72" or wider. Base comes with worksurface mounting hardware. Privacy Screens can only be specified with glides.
TB Tone Base		22"D and 23"D C-Leg bases support rectangular tops up to 24"D. 28"D and 29"D C-Leg bases support rectangular tops up to 30"D. 28"D and 30"D T-Leg bases support rectangular tops up to 36"D centered over feet. Corner bases support Corner tops and rectangular worksurfaces with perpendicular returns up to 30"D. 120° bases support 120° tops up to 30"D.
C C-Leg		
E Electric		
F Fixed Width		
53 Width		
28 Depth		
G Glides		
D Digital Control Switch		
613 Silver Finish	3. Base Finish: All core paint finishes are available	

Standard Electric Fixed Width Base

Tone Height Adjustable Tables

description	type	w*	w	d	pattern no.	list price
Corner Base 	For use with 48"W Corner Top	48"	44"	16"	TBKEF444416 () ()	\$4,070.
120° Base 	For use with 48"W, 24" or 27"D 120° Tops	48"	45"	16"	TBVEF454516 () ()	4,070.
	For use with 54"W, 24" or 27"D 120° Tops	54"	51"	16"	TBVEF515116 () ()	4,095.
	For use with 60"W, 24" or 27"D 120° Tops	60"	57"	16"	TBVEF575716 () ()	4,120.



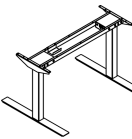
* Nominal Width

Order Code	Specification Information	Application Notes
<i>Example:</i> TBCEF5328GD613		
TB Tone Base	1. Glides or Casters: Add a "C" Suffix to the pattern number to specify Glides. Or add a "C" to specify Casters. Add \$70 list for casters.	Bases are designed for use with corresponding worksurfaces to create freestanding tables. Worksurfaces must be specified separately.
C C-Leg	2. Control Switch: "S" specifies the Standard Up/Down Switch. "TR" specifies the red Toggle Switch. "TG" specifies the grey Toggle Switch. An upcharge of \$102 applies to the "Toggle Switch option". "D" specifies the Digital Control Switch with programmable setting. Add \$324 list for the Digital Control Switch. When planning with furniture that interferes with the travel of the table, the Digital Control Switch must be ordered.	A stiffener is recommended on worksurfaces that are 72" or wider. Base comes with worksurface mounting hardware. Privacy Screens can only be specified with glides.
E Electric		22"D and 23"D C-Leg bases support rectangular tops up to 24"D. 28"D and 29"D C-Leg bases support rectangular tops up to 30"D. 28"D and 30"D T-Leg bases support rectangular tops up to 36"D centered over feet. Corner bases support Corner tops and rectangular worksurfaces with perpendicular returns up to 30"D. 120° bases support 120° tops up to 30"D.
F Fixed Width		
53 Width		
28 Depth		
G Glides		
D Digital Control Switch		
613 Silver Finish	3. Base Finish: All core paint finishes are available	

Standard Electric

Fixed Width Base, Extended Heel

Tone Height Adjustable Tables

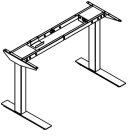
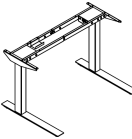
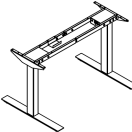
description	type	w*	w	d	pattern no.	list price
 24" Deep C-Leg Bases	For use with 42"W, 24"D C-Leg Top	42"	35"	23"	TBCEF3523 ()()	\$2,871.
	For use with 48"W, 24"D C-Leg Top	48"	41"	23"	TBCEF4123 ()()	2,871.
	For use with 54"W, 24"D C-Leg Top	54"	47"	23"	TBCEF4723 ()()	2,871.
	For use with 60"W, 24"D C-Leg Top	60"	53"	23"	TBCEF5323 ()()	2,871.
	For use with 66"W, 24"D C-Leg Top	66"	59"	23"	TBCEF5923 ()()	2,897.
	For use with 72"W, 24"D C-Leg Top	72"	65"	23"	TBCEF6523 ()()	2,897.
	For use with 78"W, 24"D C-Leg Top	78"	71"	23"	TBCEF7123 ()()	2,897.
 30" Deep C-Leg Bases	For use with 42"W, 30"D C-Leg Top	42"	35"	29"	TBCEF3529 ()()	2,921.
	For use with 48"W, 30"D C-Leg Top	48"	41"	29"	TBCEF4129 ()()	2,921.
	For use with 54"W, 30"D C-Leg Top	54"	47"	29"	TBCEF4729 ()()	2,921.
	For use with 60"W, 30"D C-Leg Top	60"	53"	29"	TBCEF5329 ()()	2,921.
	For use with 66"W, 30"D C-Leg Top	66"	59"	29"	TBCEF5929 ()()	2,947.
	For use with 72"W, 30"D C-Leg Top	72"	65"	29"	TBCEF6529 ()()	2,947.
	For use with 78"W, 30"D C-Leg Top	78"	71"	29"	TBCEF7129 ()()	2,947.
 30" Deep T-Leg Bases	For use with 48"W, 30" or 36"D T-Leg Top	48"	41"	30"	TBTEF4130 ()()	2,921.
	For use with 54"W, 30" or 36"D T-Leg Top	54"	47"	30"	TBTEF4730 ()()	2,921.
	For use with 60"W, 30" or 36"D T-Leg Top	60"	53"	30"	TBTEF5330 ()()	2,921.
	For use with 66"W, 30" or 36"D T-Leg Top	66"	59"	30"	TBTEF5930 ()()	2,947.
	For use with 72"W, 30" or 36"D T-Leg Top	72"	65"	30"	TBTEF6530 ()()	2,947.
	For use with 78"W, 30" or 36"D T-Leg Top	78"	71"	30"	TBTEF7130 ()()	2,947.

* Nominal Width

Order Code	Specification Information	Application Notes
C-Leg and T-Leg Bases	1. Glides or Casters: Add a "C" Suffix to the pattern number to specify Glides. Or add a "C" to specify Casters. Add \$70 list for casters.	Bases are designed for use with corresponding worksurfaces to create freestanding tables. Worksurfaces must be specified separately.
<i>Example:</i> TBCEF5328GD613	2. Control Switch: "S" specifies the Standard Up/Down Switch. "TR" specifies the red Toggle Switch. "TG" specifies the grey Toggle Switch. An upcharge of \$102 applies to the "Toggle Switch option". "D" specifies the Digital Control Switch with programmable setting. Add \$324 list for the Digital Control Switch. When planning with furniture that interferes with the travel of the table, the Digital Control Switch must be ordered.	A stiffener is recommended on worksurfaces that are 72" or wider. Base comes with worksurface mounting hardware. Privacy Screens can only be specified with glides.
TB Tone Base	3. Base Finish: All core paint finishes are available	22"D and 23"D C-Leg bases support rectangular tops up to 24"D. 28"D and 29"D C-Leg bases support rectangular tops up to 30"D. 28"D and 30"D T-Leg bases support rectangular tops up to 36"D centered over feet. Corner bases support Corner tops and rectangular worksurfaces with perpendicular returns up to 30"D. 120° bases support 120° tops up to 30"D. Tone with an Extended Heel is available on rectangular Standard Electric and Extended Electric bases only. Tone Extended Heel bases are recommended when privacy screen are specified.
C C-Leg		
E Electric		
F Fixed Width		
53 Width		
28 Depth		
G Glides		
D Digital Control Switch		
613 Silver Finish		

Standard Electric Adjustable Width Base

Tone Height Adjustable Tables

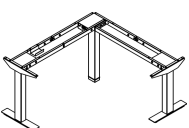
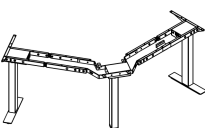
description	type	w	d	pattern no.	list
 24" Deep C-Leg Bases	Small - For use with 30" - 54" wide tops	29 ³ / ₄ " - 45 ¹ / ₄ "	22"	TBCEAS22 ()()	\$2,998.
	Medium - For use with 42" - 78" wide tops	41 ³ / ₄ " - 69 ¹ / ₄ "	22"	TBCEAM22 ()()	3,021.
	Large - For use with 66" - 96" wide tops	61 ¹ / ₄ " - 89 ¹ / ₄ "	22"	TBCEAL22 ()()	3,047.
 30" Deep C-Leg Bases	Small - For use with 30" - 54" wide tops	29 ³ / ₄ " - 45 ¹ / ₄ "	28"	TBCEAS28 ()()	3,070.
	Medium - For use with 42" - 78" wide tops	41 ³ / ₄ " - 69 ¹ / ₄ "	28"	TBCEAM28 ()()	3,096.
	Large - For use with 66" - 96" wide tops	61 ¹ / ₄ " - 89 ¹ / ₄ "	28"	TBCEAL28 ()()	3,121.
 30" Deep T-Leg Bases	Small - For use with 30" - 54" wide tops	29 ³ / ₄ " - 45 ¹ / ₄ "	28"	TBTEAS28 ()()	3,070.
	Medium - For use with 42" - 78" wide tops	41 ³ / ₄ " - 69 ¹ / ₄ "	28"	TBTEAM28 ()()	3,096.
	Large - For use with 66" - 96" wide tops	61 ¹ / ₄ " - 89 ¹ / ₄ "	28"	TBTEAL28 ()()	3,121.

Order Code	Specification Information
C-Leg and T-Leg Bases	
<i>Example:</i> TBCEAS28GD613	
TB	Tone Base
C	C-Leg
E	Electric
A	Adjustable Width
S	Small
28	Depth
G	Glides
D	Digital Control Switch
613	Silver Finish

Specification Information	Application Notes
1. Glides or Casters: Add a "C" Suffix to the pattern number to specify Glides. Or add a "C" to specify Casters. Add \$70 list for casters.	Bases are designed for use with corresponding worksurfaces to create freestanding tables. Worksurfaces must be specified separately.
2. Control Switch: "S" specifies the Standard Up/Down Switch. "TR" specifies the red Toggle Switch. "TG" specifies the grey Toggle Switch. An upcharge of \$102 applies to the "Toggle Switch option". "D" specifies the Digital Control Switch with programmable setting. Add \$324 list for the Digital Control Switch. When planning with furniture that interferes with the travel of the table, the Digital Control Switch must be ordered.	A stiffener is recommended on worksurfaces that are 72" or wider. Base comes with worksurface mounting hardware. Privacy Screens can only be specified with glides.
3. Base Finish: All core paint finishes are available	22"D and 23"D C-Leg bases support rectangular tops up to 24"D. 28"D and 29"D C-Leg bases support rectangular tops up to 30"D. 28"D and 30"D T-Leg bases support rectangular tops up to 36"D centered over feet. Corner bases support Corner tops and rectangular worksurfaces with perpendicular returns up to 30"D. 120° bases support 120° tops up to 30"D.

Standard Electric Adjustable Width Base

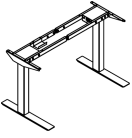
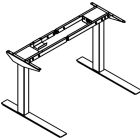
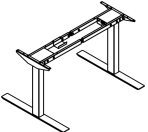
Tone Height Adjustable Tables

description	type	w	d	pattern no.	list
	Medium - For use with Corner tops or rectangular worksurfaces with perpendicular returns. Max 84" on each side.	47 1/4" - 74 1/2"	16"	TBKEAM16 () ()	\$4,144.
	Small - For use with Corner tops or rectangular worksurfaces with perpendicular returns. Max 60" on each side.	35 1/4" - 50 1/2"	16"	TBKEAS16 () ()	4,120.
	Small/Medium - For use with Extended Corner tops or rectangular worksurfaces with perpendicular returns. Max 60" wide on one side and 84" wide on the other	35 1/4" - 50 1/2" 47 1/4" - 74 1/2"	16"	TBKEASM16 () ()	4,144.
120° Base	For use with 48", 54" and 60"W 120° Tops	43 1/4" - 58 1/2"	16"	TBVEAS16 () ()	4,144.
					

Order Code	Specification Information	Application Notes
<p><i>Example:</i> TBCEAS28GD613</p> <p>TB Tone Base</p> <p>C C-Leg</p> <p>E Electric</p> <p>A Adjustable Width</p> <p>S Small</p> <p>28 Depth</p> <p>G Glides</p> <p>D Digital Control Switch</p> <p>613 Silver Finish</p>	<ol style="list-style-type: none"> Glides or Casters: Add a "C" Suffix to the pattern number to specify Glides. Or add a "C" to specify Casters. Add \$70 list for casters. Control Switch: "S" specifies the Standard Up/Down Switch. "TR" specifies the red Toggle Switch. "TG" specifies the grey Toggle Switch. An upcharge of \$102 applies to the "Toggle Switch option". "D" specifies the Digital Control Switch with programmable setting. Add \$324 list for the Digital Control Switch. When planning with furniture that interferes with the travel of the table, the Digital Control Switch must be ordered. Base Finish: All core paint finishes are available 	<p>Bases are designed for use with corresponding worksurfaces to create freestanding tables. Worksurfaces must be specified separately.</p> <p>A stiffener is recommended on worksurfaces that are 72" or wider.</p> <p>Base comes with worksurface mounting hardware.</p> <p>Privacy Screens can only be specified with glides.</p> <p>22"D and 23"D C-Leg bases support rectangular tops up to 24"D. 28"D and 29"D C-Leg bases support rectangular tops up to 30"D. 28"D and 30"D T-Leg bases support rectangular tops up to 36"D centered over feet. Corner bases support Corner tops and rectangular worksurfaces with perpendicular returns up to 30"D. 120° bases support 120° tops up to 30"D.</p>

Standard Electric Adjustable Width Base, Extended Heel


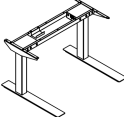
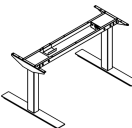
Tone Height Adjustable Tables

description	type	w	d	pattern no.	list
 24" Deep C-Leg Bases	Small - For use with 30" - 54" wide tops	29 ³ / ₄ " - 45 ¹ / ₄ "	23"	TBCEAS23 ()()	\$2,998.
	Medium - For use with 42" - 78" wide tops	41 ³ / ₄ " - 69 ¹ / ₄ "	23"	TBCEAM23 ()()	3,021.
	Large - For use with 66" - 96" wide tops	61 ¹ / ₄ " - 89 ¹ / ₄ "	23"	TBCEAL23 ()()	3,047.
 30" Deep C-Leg Bases	Small - For use with 30" - 54" wide tops	29 ³ / ₄ " - 45 ¹ / ₄ "	29"	TBCEAS29 ()()	3,070.
	Medium - For use with 42" - 78" wide tops	41 ³ / ₄ " - 69 ¹ / ₄ "	29"	TBCEAM29 ()()	3,096.
	Large - For use with 66" - 96" wide tops	61 ¹ / ₄ " - 89 ¹ / ₄ "	29"	TBCEAL29 ()()	3,121.
 30" Deep T-Leg Bases	Small - For use with 30" - 54" wide tops	29 ³ / ₄ " - 45 ¹ / ₄ "	30"	TBTEAS30 ()()	3,070.
	Medium - For use with 42" - 78" wide tops	41 ³ / ₄ " - 69 ¹ / ₄ "	30"	TBTEAM30 ()()	3,096.
	Large - For use with 66" - 96" wide tops	61 ¹ / ₄ " - 89 ¹ / ₄ "	30"	TBTEAL30 ()()	3,121.

Order Code	Specification Information	Application Notes
C-Leg and T-Leg Bases		
<i>Example:</i> TBCEAS28GD613		
TB Tone Base		
C C-Leg		
E Electric		
A Adjustable Width		
S Small		
28 Depth		
G Glides		
D Digital Control Switch		
613 Silver Finish		
	<ol style="list-style-type: none"> Glides or Casters: Add a "C" Suffix to the pattern number to specify Glides. Or add a "C" to specify Casters. Add \$70 list for casters. Control Switch: "S" specifies the Standard Up/Down Switch. "TR" specifies the red Toggle Switch. "TG" specifies the grey Toggle Switch. An upcharge of \$102 applies to the "Toggle Switch option". "D" specifies the Digital Control Switch with programmable setting. Add \$324 list for the Digital Control Switch. When planning with furniture that interferes with the travel of the table, the Digital Control Switch must be ordered. Base Finish: All core paint finishes are available 	<p>Bases are designed for use with corresponding worksurfaces to create freestanding tables. Worksurfaces must be specified separately.</p> <p>A stiffener is recommended on worksurfaces that are 72" or wider.</p> <p>Base comes with worksurface mounting hardware.</p> <p>Privacy Screens can only be specified with glides.</p> <p>22"D and 23"D C-Leg bases support rectangular tops up to 24"D. 28"D and 29"D C-Leg bases support rectangular tops up to 30"D. 28"D and 30"D T-Leg bases support rectangular tops up to 36"D centered over feet. Corner bases support Corner tops up to 30"D. 120° bases support 120° tops up to 30"D.</p> <p>Tone with an Extended Heel is available on rectangular Standard Electric and Extended Electric bases only. Tone Extended Heel bases are recommended when privacy screen are specified.</p>

Extended Electric Fixed Width Base

Tone Height Adjustable Tables

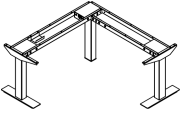
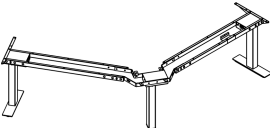
description	type	w*	w	d	pattern no.	list
 24" Deep C-Leg Bases	For use with 42"W, 24"D C-Leg Top	42"	35"	22"	TBCEXF3522() () ()	\$3,522.
	For use with 48"W, 24"D C-Leg Top	48"	41"	22"	TBCEXF4122() () ()	3,522.
	For use with 54"W, 24"D C-Leg Top	54"	47"	22"	TBCEXF4722() () ()	3,522.
	For use with 60"W, 24"D C-Leg Top	60"	53"	22"	TBCEXF5322() () ()	3,522.
	For use with 66"W, 24"D C-Leg Top	66"	59"	22"	TBCEXF5922() () ()	3,546.
	For use with 72"W, 24"D C-Leg Top	72"	65"	22"	TBCEXF6522() () ()	3,546.
	For use with 78"W, 24"D C-Leg Top	78"	71"	22"	TBCEXF7122() () ()	3,546.
 30" Deep C-Leg Bases	For use with 42"W, 30"D C-Leg Top	42"	35"	28"	TBCEXF3528() () ()	3,571.
	For use with 48"W, 30"D C-Leg Top	48"	41"	28"	TBCEXF4128() () ()	3,571.
	For use with 54"W, 30"D C-Leg Top	54"	47"	28"	TBCEXF4728() () ()	3,571.
	For use with 60"W, 30"D C-Leg Top	60"	53"	28"	TBCEXF5328() () ()	3,571.
	For use with 66"W, 30"D C-Leg Top	66"	59"	28"	TBCEXF5928() () ()	3,594.
	For use with 72"W, 30"D C-Leg Top	72"	65"	28"	TBCEXF6528() () ()	3,594.
	For use with 78"W, 30"D C-Leg Top	78"	71"	28"	TBCEXF7128() () ()	3,594.
 30" Deep T-Leg Bases	For use with 48"W, 30" or 36"D T-Leg Top	48"	41"	28"	TBTEXF4128() () ()	3,571.
	For use with 54"W, 30" or 36"D T-Leg Top	54"	47"	28"	TBTEXF4728() () ()	3,571.
	For use with 60"W, 30" or 36"D T-Leg Top	60"	53"	28"	TBTEXF5328() () ()	3,571.
	For use with 66"W, 30" or 36"D T-Leg Top	66"	59"	28"	TBTEXF5928() () ()	3,594.
	For use with 72"W, 30" or 36"D T-Leg Top	72"	65"	28"	TBTEXF6528() () ()	3,594.
	For use with 78"W, 30" or 36"D T-Leg Top	78"	71"	28"	TBTEXF7128() () ()	3,594.

* Nominal Width

Order Code	Specification Information	Application Notes
C-Leg and T-Leg Bases		
<i>Example:</i> TBCEXF4722CS613		
TB Tone Base	1. Glides or Casters: Add a "C" Suffix to the pattern number to specify Glides. Or add a "C" to specify Casters. Add \$70 list for casters.	Bases are designed for use with corresponding worksurfaces to create freestanding tables. Worksurfaces must be specified separately.
C C-Leg	2. Control Switch: "S" specifies the Standard Up/Down Switch. "TR" specifies the red Toggle Switch. "TG" specifies the grey Toggle Switch. An upcharge of \$102 applies to the "Toggle Switch option". "D" specifies the Digital Control Switch with programmable setting. Add \$324 list for the Digital Control Switch. When planning with furniture that interferes with the travel of the table, the Digital Control Switch must be ordered.	A stiffener is recommended on worksurfaces that are 72" or wider. Base comes with worksurface mounting hardware. Privacy Screens can only be specified with glides.
EX Extended Electric	3. Base Finish: All core paint finishes are available	22"D and 23"D C-Leg bases support rectangular tops up to 24"D. 28"D and 29"D C-Leg bases support rectangular tops up to 30"D. 28"D and 30"D T-Leg bases support rectangular tops up to 36"D centered over feet. Corner bases support Corner tops and rectangular worksurfaces with perpendicular returns up to 30"D. 120° bases support 120° tops up to 30"D.
F Fixed Width		
47 Width		
22 Depth		
C Casters		
S Standard Display		
613 Silver Finish		

Extended Electric Fixed Width Base

Tone Height Adjustable Tables

description	type	w*	w	d	pattern no.	list
Corner Base 	For use with 48"W Corner Top	48"	44"	16"	TBKEXF444416() () ()	\$4,994.
120° Corner 	For use with 48"W, 120° Tops up to 30"D	48"	45"	16"	TBVEXF454516() () ()	4,869.
	For use with 54"W, 120° Tops up to 30"D	54"	51"	16"	TBVEXF515116() () ()	4,946.
	For use with 60"W, 120° Tops up to 30"D	60"	57"	16"	TBVEXF575716() () ()	4,993.


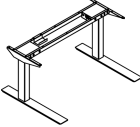
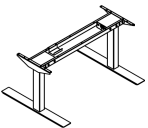
* Nominal Width

Order Code	Specification Information	Application Notes
C-Leg and T-Leg Bases		
<i>Example:</i> TBCEXF4722CS613		
TB Tone Base	1. Glides or Casters: Add a "C" Suffix to the pattern number to specify Glides. Or add a "C" to specify Casters. Add \$70 list for casters.	Bases are designed for use with corresponding worksurfaces to create freestanding tables. Worksurfaces must be specified separately.
C C-Leg	2. Control Switch: "S" specifies the Standard Up/Down Switch. "TR" specifies the red Toggle Switch. "TG" specifies the grey Toggle Switch. An upcharge of \$102 applies to the "Toggle Switch option". "D" specifies the Digital Control Switch with programmable setting. Add \$324 list for the Digital Control Switch. When planning with furniture that interferes with the travel of the table, the Digital Control Switch must be ordered.	A stiffener is recommended on worksurfaces that are 72" or wider. Base comes with worksurface mounting hardware. Privacy Screens can only be specified with glides.
EX Extended Electric		22"D and 23"D C-Leg bases support rectangular tops up to 24"D. 28"D and 29"D C-Leg bases support rectangular tops up to 30"D. 28"D and 30"D T-Leg bases support rectangular tops up to 36"D centered over feet. Corner bases support Corner tops and rectangular worksurfaces with perpendicular returns up to 30"D. 120° bases support 120° tops up to 30"D.
F Fixed Width		
47 Width		
22 Depth		
C Casters		
S Standard Display		
613 Silver Finish	3. Base Finish: All core paint finishes are available	

Extended Electric

Fixed Width Base, Extended Heel

Tone Height Adjustable Tables


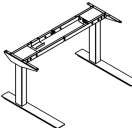
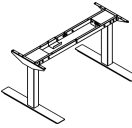
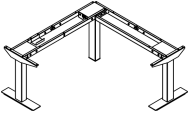
description	type	w*	w	d	pattern no.	list
	For use with 42"W, 24"D C-Leg Top	42"	35"	23"	TBCEXF3523() () ()	\$3,522.
	For use with 48"W, 24"D C-Leg Top	48"	41"	23"	TBCEXF4123() () ()	3,522.
	For use with 54"W, 24"D C-Leg Top	54"	47"	23"	TBCEXF4723() () ()	3,522.
	For use with 60"W, 24"D C-Leg Top	60"	53"	23"	TBCEXF5323() () ()	3,522.
	For use with 66"W, 24"D C-Leg Top	66"	59"	23"	TBCEXF5923() () ()	3,546.
	For use with 72"W, 24"D C-Leg Top	72"	65"	23"	TBCEXF6523() () ()	3,546.
	For use with 78"W, 24"D C-Leg Top	78"	71"	23"	TBCEXF7123() () ()	3,546.
	For use with 42"W, 30"D C-Leg Top	42"	35"	29"	TBCEXF3529() () ()	3,571.
	For use with 48"W, 30"D C-Leg Top	48"	41"	29"	TBCEXF4129() () ()	3,571.
	For use with 54"W, 30"D C-Leg Top	54"	47"	29"	TBCEXF4729() () ()	3,571.
	For use with 60"W, 30"D C-Leg Top	60"	53"	29"	TBCEXF5329() () ()	3,571.
	For use with 66"W, 30"D C-Leg Top	66"	59"	29"	TBCEXF5929() () ()	3,594.
	For use with 72"W, 30"D C-Leg Top	72"	65"	29"	TBCEXF6529() () ()	3,594.
	For use with 78"W, 30"D C-Leg Top	78"	71"	29"	TBCEXF7129() () ()	3,594.
	For use with 48"W, 30" or 36"D T-Leg Top	48"	41"	30"	TBTEXF4130() () ()	3,571.
	For use with 54"W, 30" or 36"D T-Leg Top	54"	47"	30"	TBTEXF4730() () ()	3,571.
	For use with 60"W, 30" or 36"D T-Leg Top	60"	53"	30"	TBTEXF5330() () ()	3,571.
	For use with 66"W, 30" or 36"D T-Leg Top	66"	59"	30"	TBTEXF5930() () ()	3,594.
	For use with 72"W, 30" or 36"D T-Leg Top	72"	65"	30"	TBTEXF6530() () ()	3,594.
	For use with 78"W, 30" or 36"D T-Leg Top	78"	71"	30"	TBTEXF7130() () ()	3,594.

* Nominal Width

Order Code	Specification Information	Application Notes
C-Leg and T-Leg Bases		
<i>Example:</i> TBCEXF4722CS613		
TB Tone Base	1. Glides or Casters: Add a "C" Suffix to the pattern number to specify Glides. Or add a "C" to specify Casters. Add \$70 list for casters.	Bases are designed for use with corresponding worksurfaces to create freestanding tables. Worksurfaces must be specified separately.
C C-Leg	2. Control Switch: "S" specifies the Standard Up/Down Switch. "TR" specifies the red Toggle Switch. "TG" specifies the grey Toggle Switch. An upcharge of \$102 applies to the "Toggle Switch option". "D" specifies the Digital Control Switch with programmable setting. Add \$324 list for the Digital Control Switch. When planning with furniture that interferes with the travel of the table, the Digital Control Switch must be ordered.	A stiffener is recommended on worksurfaces that are 72" or wider. Base comes with worksurface mounting hardware. Privacy Screens can only be specified with glides.
EX Extended Electric		22"D and 23"D C-Leg bases support rectangular tops up to 24"D. 28"D and 29"D C-Leg bases support rectangular tops up to 30"D. 28"D and 30"D T-Leg bases support rectangular tops up to 36"D centered over feet. Corner bases support Corner tops and rectangular worksurfaces with perpendicular returns up to 30"D. 120° bases support 120° tops up to 30"D.
F Fixed Width		Tone with an Extended Heel is available on rectangular Standard Electric and Extended Electric bases only. Tone Extended Heel bases are recommended when privacy screen are specified.
47 Width		
22 Depth		
C Casters		
S Standard Display		
613 Silver Finish	3. Base Finish: All core paint finishes are available	

Extended Electric Adjustable Width Base

Tone Height Adjustable Tables

description	type	w	d	pattern no.	list
 24" Deep C-Leg Bases	Small - For use with 30" - 54" wide tops	29 ³ / ₄ " - 45 ¹ / ₄ "	22"	TBCEXAS22 () ()	\$3,645.
	Medium - For use with 42" - 78" wide tops	41 ³ / ₄ " - 69 ¹ / ₄ "	22"	TBCEXAM22 () ()	3,671.
	Large - For use with 66" - 96" wide tops	61 ¹ / ₄ " - 89 ¹ / ₄ "	22"	TBCEXAL22 () ()	3,695.
 30" Deep C-Leg Bases	Small - For use with 30" - 54" wide tops	29 ³ / ₄ " - 45 ¹ / ₄ "	28"	TBCEXAS28 () ()	3,720.
	Medium - For use with 42" - 78" wide tops	41 ³ / ₄ " - 69 ¹ / ₄ "	28"	TBCEXAM28 () ()	3,745.
	Large - For use with 66" - 96" wide tops	61 ¹ / ₄ " - 89 ¹ / ₄ "	28"	TBCEXAL28 () ()	3,772.
 30" Deep T-Leg Bases	Small - For use with 30" - 54" wide tops	29 ³ / ₄ " - 45 ¹ / ₄ "	28"	TBTEXAS28 () ()	3,720.
	Medium - For use with 42" - 78" wide tops	41 ³ / ₄ " - 69 ¹ / ₄ "	28"	TBTEXAM28 () ()	3,745.
	Large - For use with 66" - 96" wide tops	61 ¹ / ₄ " - 89 ¹ / ₄ "	28"	TBTEXAL28 () ()	3,772.
 Corner Base	Small - For use with Corner tops or rectangular worksurfaces with perpendicular returns. Max 60" on each side.	35 ¹ / ₄ " - 50 ¹ / ₂ "	16"	TBKEXAS16 () ()	5,093.
	Medium - For use with Corner tops or rectangular worksurfaces with perpendicular returns. Max 84" on each side.	47 ¹ / ₄ " - 74 ¹ / ₂ "	16"	TBKEXAM16 () ()	5,118.
	Small/Medium - For use with Extended Corner tops or rectangular worksurfaces with perpendicular returns. Max 60" wide on one side and 84" wide on the other.	35 ¹ / ₄ " - 50 ¹ / ₂ " 47 ¹ / ₄ " - 74 ¹ / ₂ "	16"	TBKEXASM16 () ()	5,118.

Order Code

C-Leg and T-Leg Bases

Example: **TBTEXAS28GD613**

TB	Tone Base
T	T-Leg
EX	Extended Electric
A	Adjustable Width
S	Small
28	Depth
G	Glides
D	Digital Control Switch
613	Silver Finish

Specification Information

- Glides or Casters:
Add a "C" Suffix to the pattern number to specify Glides. Or add a "C" to specify Casters. Add \$70 list for casters.
- Control Switch:
"S" specifies the Standard Up/Down Switch.
"TR" specifies the red Toggle Switch.
"TG" specifies the grey Toggle Switch. An upcharge of \$102 applies to the "Toggle Switch option".
"D" specifies the Digital Control Switch with programmable setting. Add \$324 list for the Digital Control Switch. When planning with furniture that interferes with the travel of the table, the Digital Control Switch must be ordered.
- Base Finish:
All core paint finishes are available

Application Notes

Bases are designed for use with corresponding worksurfaces to create freestanding tables. Worksurfaces must be specified separately.

A stiffener is recommended on worksurfaces that are 72" or wider.

Base comes with worksurface mounting hardware.

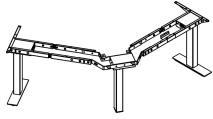
Privacy Screens can only be specified with glides.

22"D and 23"D C-Leg bases support rectangular tops up to 24"D. 28"D and 29"D C-Leg bases support rectangular tops up to 30"D. 28"D and 30"D T-Leg bases support rectangular tops up to 36"D centered over feet. Corner bases support Corner tops and rectangular worksurfaces with perpendicular returns up to 30"D. 120° bases support 120° tops up to 30"D.

Extended Electric Adjustable Width Base

Tone Height Adjustable Tables

description	type	w	d	pattern no.	list
120° Corner	For use with 48", 54" and 60"W 120° Tops up to 30"D	43 1/4" - 58 1/2"	16"	TBVEXAS16() ()	\$4,993.



Order Code

C-Leg and T-Leg Bases

Example: **TBTEXAS28GD613**

TB	Tone Base
T	T-Leg
EX	Extended Electric
A	Adjustable Width
S	Small
28	Depth
G	Glides
D	Digital Control Switch
613	Silver Finish

Specification Information

- Glides or Casters:
Add a "C" Suffix to the pattern number to specify Glides. Or add a "C" to specify Casters. Add \$70 list for casters.
- Control Switch:
"S" specifies the Standard Up/Down Switch.
"TR" specifies the red Toggle Switch.
"TG" specifies the grey Toggle Switch. An upcharge of \$102 applies to the "Toggle Switch option".
"D" specifies the Digital Control Switch with programmable setting. Add \$324 list for the Digital Control Switch. When planning with furniture that interferes with the travel of the table, the Digital Control Switch must be ordered.
- Base Finish:
All core paint finishes are available

Application Notes

Bases are designed for use with corresponding worksurfaces to create freestanding tables. Worksurfaces must be specified separately.

A stiffener is recommended on worksurfaces that are 72" or wider.

Base comes with worksurface mounting hardware.


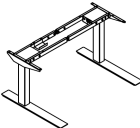
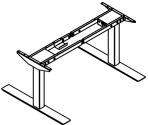
Privacy Screens can only be specified with glides.

22"D and 23"D C-Leg bases support rectangular tops up to 24"D. 28"D and 29"D C-Leg bases support rectangular tops up to 30"D. 28"D and 30"D T-Leg bases support rectangular tops up to 36"D centered over feet. Corner bases support Corner tops and rectangular worksurfaces with perpendicular returns up to 30"D. 120° bases support 120° tops up to 30"D.

Extended Electric

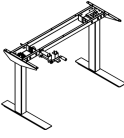
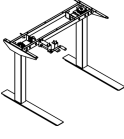
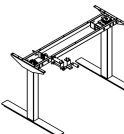
Adjustable Width Base, Extended Heel

Tone Height Adjustable Tables

description	type	w	d	pattern no.	list
 24" Deep C-Leg Bases	Small - For use with 30" - 54" wide tops	29 ³ / ₄ " - 45 ¹ / ₄ "	23"	TBCEXAS23 ()()	\$3,645.
	Medium - For use with 42" - 78" wide tops	41 ³ / ₄ " - 69 ¹ / ₄ "	23"	TBCEXAM23 ()()	3,671.
	Large - For use with 66" - 96" wide tops	61 ¹ / ₄ " - 89 ¹ / ₄ "	23"	TBCEXAL23 ()()	3,695.
 30" Deep C-Leg Bases	Small - For use with 30" - 54" wide tops	29 ³ / ₄ " - 45 ¹ / ₄ "	29"	TBCEXAS29 ()()	3,720.
	Medium - For use with 42" - 78" wide tops	41 ³ / ₄ " - 69 ¹ / ₄ "	29"	TBCEXAM29 ()()	3,745.
	Large - For use with 66" - 96" wide tops	61 ¹ / ₄ " - 89 ¹ / ₄ "	29"	TBCEXAL29 ()()	3,772.
 30" Deep T-Leg Bases	Small - For use with 30" - 54" wide tops	29 ³ / ₄ " - 45 ¹ / ₄ "	30"	TBTEXAS30 ()()	3,720.
	Medium - For use with 42" - 78" wide tops	41 ³ / ₄ " - 69 ¹ / ₄ "	30"	TBTEXAM30 ()()	3,745.
	Large - For use with 66" - 96" wide tops	61 ¹ / ₄ " - 89 ¹ / ₄ "	30"	TBTEXAL30 ()()	3,772.

Order Code	Specification Information	Application Notes
C-Leg and T-Leg Bases		
<i>Example:</i> TBTEXAS28GD613		
TB Tone Base		
T T-Leg		
EX Extended Electric		
A Adjustable Width		
S Small		
28 Depth		
G Glides		
D Digital Control Switch		
613 Silver Finish		
	<ol style="list-style-type: none"> Glides or Casters: Add a "C" Suffix to the pattern number to specify Glides. Or add a "C" to specify Casters. Add \$70 list for casters. Control Switch: "S" specifies the Standard Up/Down Switch. "TR" specifies the red Toggle Switch. "TG" specifies the grey Toggle Switch. An upcharge of \$102 applies to the "Toggle Switch option". "D" specifies the Digital Control Switch with programmable setting. Add \$324 list for the Digital Control Switch. When planning with furniture that interferes with the travel of the table, the Digital Control Switch must be ordered. Base Finish: All core paint finishes are available 	<p>Bases are designed for use with corresponding worksurfaces to create freestanding tables. Worksurfaces must be specified separately.</p> <p>A stiffener is recommended on worksurfaces that are 72" or wider.</p> <p>Base comes with worksurface mounting hardware.</p> <p>Privacy Screens can only be specified with glides.</p> <p>22"D and 23"D C-Leg bases support rectangular tops up to 24"D. 28"D and 29"D C-Leg bases support rectangular tops up to 30"D. 28"D and 30"D T-Leg bases support rectangular tops up to 36"D centered over feet. Corner bases support Corner tops and rectangular worksurfaces with perpendicular returns up to 30"D. 120° bases support 120° tops up to 30"D.</p> <p>Tone with an Extended Heel is available on rectangular Standard Electric and Extended Electric bases only. Tone Extended Heel bases are recommended when privacy screen are specified.</p>

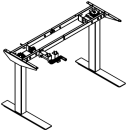
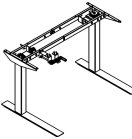
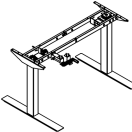
Handcrank Fixed Width

description	type	w*	w	d	pattern no.	list
	For use with 42"W, 24"D C-Leg Top	42"	35"	22"	TBCHF3522 ()()	\$2,278.
	For use with 48"W, 24"D C-Leg Top	48"	41"	22"	TBCHF4122 ()()	2,278.
	For use with 54"W, 24"D C-Leg Top	54"	47"	22"	TBCHF4722 ()()	2,278.
	For use with 60"W, 24"D C-Leg Top	60"	53"	22"	TBCHF5322 ()()	2,278.
	For use with 66"W, 24"D C-Leg Top	66"	59"	22"	TBCHF5922 ()()	2,300.
	For use with 72"W, 24"D C-Leg Top	72"	65"	22"	TBCHF6522 ()()	2,300.
	For use with 78"W, 24"D C-Leg Top	78"	71"	22"	TBCHF7122 ()()	2,300.
	For use with 42"W, 30"D C-Leg Top	42"	35"	28"	TBCHF3528 ()()	2,326.
	For use with 48"W, 30"D C-Leg Top	48"	41"	28"	TBCHF4128 ()()	2,326.
	For use with 54"W, 30"D C-Leg Top	54"	47"	28"	TBCHF4728 ()()	2,326.
	For use with 60"W, 30"D C-Leg Top	60"	53"	28"	TBCHF5328 ()()	2,326.
	For use with 66"W, 30"D C-Leg Top	66"	59"	28"	TBCHF5928 ()()	2,350.
	For use with 72"W, 30"D C-Leg Top	72"	65"	28"	TBCHF6528 ()()	2,350.
	For use with 78"W, 30"D C-Leg Top	78"	71"	28"	TBCHF7128 ()()	2,350.
	For use with 48"W, 30" or 36"D T-Leg Top	48"	41"	28"	TBTHF4128 ()()	2,326.
	For use with 54"W, 30" or 36"D T-Leg Top	54"	47"	28"	TBTHF4728 ()()	2,326.
	For use with 60"W, 30" or 36"D T-Leg Top	60"	53"	28"	TBTHF5328 ()()	2,326.
	For use with 66"W, 30" or 36"D T-Leg Top	66"	59"	28"	TBTHF5928 ()()	2,350.
	For use with 72"W, 30" or 36"D T-Leg Top	72"	65"	28"	TBTHF6528 ()()	2,350.

Order Code	Specification Information	Application Notes	Application Notes
C-Leg and T-Leg Bases	<ol style="list-style-type: none"> Glides or Casters: Add a "C" Suffix to the pattern number to specify Glides. Or add a "C" to specify Casters. Add \$70 list for casters. Base Finish: All core paint finishes are available 	<p>Bases are designed for use with corresponding worksurfaces to create freestanding tables. Worksurfaces must be specified separately.</p> <p>A stiffener is recommended on worksurfaces that are 72" or wider.</p> <p>Base comes with worksurface mounting hardware.</p> <p>Privacy Screens can only be specified with glides.</p> <p>22"D and 23"D C-Leg bases support rectangular tops up to 24"D. 28"D and 29"D C-Leg bases support rectangular tops up to 30"D. 28"D and 30"D T-Leg bases support rectangular tops up to 36"D centered over feet.</p>	<p>The handcrank is located at the front of the table and retracts to stow under the worksurface. Handcrank tables are non-handed.</p>
<i>Example:</i> TBCHF3522C613			
TB Tone Base			
C C-Leg			
H Handcrank			
F Fixed Width			
35 Width			
22 Depth			
C Casters			
613 Silver Finish			

Handcrank Adjustable Width

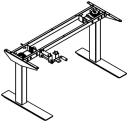
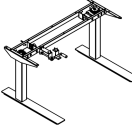
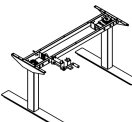
Tone Height Adjustable Tables

description	type	w	d	pattern no.	list
	Small - For use with 30" - 54"W Tops	29 ³ / ₄ " - 45 ¹ / ₄ "	22"	TBCHAS22 () ()	\$2,350.
	Medium - For use with 42" - 72"W Tops	41 ³ / ₄ " - 69 ¹ / ₄ "	22"	TBCHAM22 () ()	2,376.
	Large - For use with 66" - 96"W Tops	61 ¹ / ₄ " - 89 ¹ / ₄ "	22"	TBCHAL22 () ()	2,399.
	Small - For use with 30" - 54"W Tops	29 ³ / ₄ " - 45 ¹ / ₄ "	28"	TBCHAS28 () ()	2,424.
	Medium - For use with 42" - 72"W Tops	41 ³ / ₄ " - 69 ¹ / ₄ "	28"	TBCHAM28 () ()	2,448.
	Large - For use with 66" - 96"W Tops	61 ¹ / ₄ " - 89 ¹ / ₄ "	28"	TBCHAL28 () ()	2,472.
	Small - For use with 30" - 54"W Tops	29 ³ / ₄ " - 45 ¹ / ₄ "	28"	TBTHAS28 () ()	2,424.
	Medium - For use with 42" - 72"W Tops	41 ³ / ₄ " - 69 ¹ / ₄ "	28"	TBTHAM28 () ()	2,448.
	Large - For use with 66" - 96"W Tops	61 ¹ / ₄ " - 89 ¹ / ₄ "	28"	TBTHAL28 () ()	2,472.

Order Code	Specification Information	Application Notes	Application Notes
C-Leg and T-Leg Bases			
<i>Example:</i> TBCHF3522C613			
TB Tone Base	1. Glides or Casters: Add a "C" Suffix to the pattern number to specify Glides. Or add a "C" to specify Casters. Add \$70 list for casters.	Bases are designed for use with corresponding worksurfaces to create freestanding tables. Worksurfaces must be specified separately.	The handcrank is located at the front of the table and retracts to stow under the worksurface. Handcrank tables are non-handed.
C C-Leg	2. Base Finish: All core paint finishes are available	A stiffener is recommended on worksurfaces that are 72" or wider.	
H Handcrank		Base comes with worksurface mounting hardware.	
A Adjustable Width		22"D and 23"D C-Leg bases support rectangular tops up to 24"D. 28"D and 29"D C-Leg bases support rectangular tops up to 30"D. 28"D and 30"D T-Leg bases support rectangular tops up to 36"D centered over feet.	
M Medium			
22 Depth			
G Casters			
613 Silver Finish			

Extended Handcrank Fixed Width

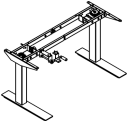
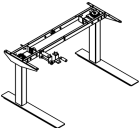
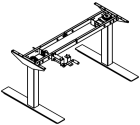
Tone Height Adjustable Tables

description	type	w*	w	d	pattern no.	list
	For use with 42"W, 24"D C-Leg Top	42"	35"	22"	TBCHXF3522 ()()	\$2,863.
	For use with 48"W, 24"D C-Leg Top	48"	41"	22"	TBCHXF4122 ()()	2,863.
	For use with 54"W, 24"D C-Leg Top	54"	47"	22"	TBCHXF4722 ()()	2,863.
	For use with 60"W, 24"D C-Leg Top	60"	53"	22"	TBCHXF5322 ()()	2,863.
	For use with 66"W, 24"D C-Leg Top	66"	59"	22"	TBCHXF5922 ()()	2,889.
	For use with 72"W, 24"D C-Leg Top	72"	65"	22"	TBCHXF6522 ()()	2,889.
	For use with 78"W, 24"D C-Leg Top	78"	71"	22"	TBCHXF7122 ()()	2,889.
	For use with 42"W, 30"D C-Leg Top	42"	35"	28"	TBCHXF3528 ()()	2,914.
	For use with 48"W, 30"D C-Leg Top	48"	41"	28"	TBCHXF4128 ()()	2,914.
	For use with 54"W, 30"D C-Leg Top	54"	47"	28"	TBCHXF4728 ()()	2,914.
	For use with 60"W, 30"D C-Leg Top	60"	53"	28"	TBCHXF5328 ()()	2,914.
	For use with 66"W, 30"D C-Leg Top	66"	59"	28"	TBCHXF5928 ()()	2,937.
	For use with 72"W, 30"D C-Leg Top	72"	65"	28"	TBCHXF6528 ()()	2,937.
	For use with 78"W, 30"D C-Leg Top	78"	71"	28"	TBCHXF7128 ()()	2,937.
	For use with 48"W, 30" or 36"D T-Leg Top	48"	41"	28"	TBTHXF4128 ()()	2,914.
	For use with 54"W, 30" or 36"D T-Leg Top	54"	47"	28"	TBTHXF4728 ()()	2,914.
	For use with 60"W, 30" or 36"D T-Leg Top	60"	53"	28"	TBTHXF5328 ()()	2,914.
	For use with 66"W, 30" or 36"D T-Leg Top	66"	59"	28"	TBTHXF5928 ()()	2,937.
	For use with 72"W, 30" or 36"D T-Leg Top	72"	65"	28"	TBTHXF6528 ()()	2,937.

Order Code	Specification Information	Application Notes	Application Notes
C-Leg and T-Leg Bases			
<i>Example:</i> TBCHF3522C613			
TB Tone Base			
C C-Leg			
HX Extended Handcrank			
F Fixed Width			
35 Width			
22 Depth			
C Casters			
613 Silver Finish			
	<ol style="list-style-type: none"> Glides or Casters: Add a "G" Suffix to the pattern number to specify Glides. Or add a "C" to specify Casters. Add \$70 list for casters. Base Finish: All core paint finishes are available 	<p>Bases are designed for use with corresponding worksurfaces to create freestanding tables. Worksurfaces must be specified separately.</p> <p>A stiffener is recommended on worksurfaces that are 72" or wider.</p> <p>Base comes with worksurface mounting hardware.</p> <p>Privacy Screens can only be specified with glides.</p> <p>22"D and 23"D C-Leg bases support rectangular tops up to 24"D. 28"D and 29"D C-Leg bases support rectangular tops up to 30"D. 28"D and 30"D T-Leg bases support rectangular tops up to 36"D centered over feet.</p>	<p>The handcrank is located at the front of the table and retracts to show under the worksurface. Handcrank tables are non-handed.</p>

Extended Handcrank Adjustable Width

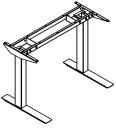
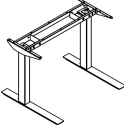
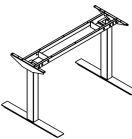
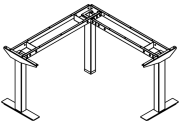
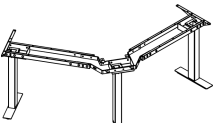
Tone Height Adjustable Tables

description	type	w	d	pattern no.	list
 24" Deep C-Leg Bases	Small - For use with 30" - 54"W Tops	29 ³ / ₄ " - 45 ¹ / ₄ "	22"	TBCHXAS22() ()	\$3,011.
	Medium - For use with 42" - 72"W Tops	41 ³ / ₄ " - 69 ¹ / ₄ "	22"	TBCHXAM22() ()	3,035.
	Large - For use with 66" - 72"W Tops	61 ¹ / ₄ " - 89 ¹ / ₄ "	22"	TBCHXAL22() ()	3,060.
 30" Deep C-Leg Bases	Small - For use with 30" - 54"W Tops	29 ³ / ₄ " - 45 ¹ / ₄ "	28"	TBCHXAS28() ()	3,035.
	Medium - For use with 42" - 72"W Tops	41 ³ / ₄ " - 69 ¹ / ₄ "	28"	TBCHXAM28() ()	3,060.
	Large - For use with 66" - 72"W Tops	61 ¹ / ₄ " - 89 ¹ / ₄ "	28"	TBCHXAL28() ()	3,084.
 30" Deep T-Leg Bases	Small - For use with 30" - 54"W Tops	29 ³ / ₄ " - 45 ¹ / ₄ "	28"	TBTHXAS28() ()	3,035.
	Medium - For use with 30" - 54"W Tops	41 ³ / ₄ " - 69 ¹ / ₄ "	28"	TBTHXAM28() ()	3,060.
	Large - For use with 30" - 54"W Tops	61 ¹ / ₄ " - 89 ¹ / ₄ "	28"	TBTHXAL28() ()	3,084.

Order Code	Specification Information	Application Notes	Application Notes
C-Leg and T-Leg Bases			
<i>Example:</i> TBCHF3522C613			
TB Tone Base			
C C-Leg			
HX Extended Handcrank			
A Adjustable Width			
M Medium			
22 Depth			
C Casters			
613 Silver Finish			
	<ol style="list-style-type: none"> Glides or Casters: Add a "C" Suffix to the pattern number to specify Glides. Or add a "C" to specify Casters. Add \$70 list for casters. Base Finish: All core paint finishes are available 	<p>Bases are designed for use with corresponding worksurfaces to create freestanding tables. Worksurfaces must be specified separately.</p> <p>A stiffener is recommended on worksurfaces that are 72" or wider.</p> <p>Base comes with worksurface mounting hardware.</p> <p>Privacy screen can only be specified with glides.</p> <p>22"D and 23"D C-Leg bases support rectangular tops up to 24"D. 28"D and 29"D C-Leg bases support rectangular tops up to 30"D. 28"D and 30"D T-Leg bases support rectangular tops up to 36"D centered over feet.</p>	<p>The handcrank is located at the front of the table and retracts to stow under the worksurface. Handcrank tables are non-handed.</p>

Pin-Set Fixed Width Base

Tone Height Adjustable Tables

description	type	w*	w	d	pattern no.	list price
	For use with 42"W, 24"D C-Leg Top	42"	35"	22"	TBCPF3522() ()	\$1,574.
	For use with 48"W, 24"D C-Leg Top	48"	41"	22"	TBCPF4122() ()	1,574.
	For use with 54"W, 24"D C-Leg Top	54"	47"	22"	TBCPF4722() ()	1,574.
	For use with 60"W, 24"D C-Leg Top	60"	53"	22"	TBCPF5322() ()	1,574.
	For use with 66"W, 24"D C-Leg Top	66"	59"	22"	TBCPF5922() ()	1,598.
	For use with 72"W, 24"D C-Leg Top	72"	65"	22"	TBCPF6522() ()	1,598.
	For use with 78"W, 24"D C-Leg Top	78"	71"	22"	TBCPF7122() ()	1,598.
	For use with 42"W, 30"D C-Leg Top	42"	35"	28"	TBCPF3528() ()	1,623.
	For use with 48"W, 30"D C-Leg Top	48"	41"	28"	TBCPF4128() ()	1,623.
	For use with 54"W, 30"D C-Leg Top	54"	47"	28"	TBCPF4728() ()	1,623.
	For use with 60"W, 30"D C-Leg Top	60"	53"	28"	TBCPF5328() ()	1,623.
	For use with 66"W, 30"D C-Leg Top	66"	59"	28"	TBCPF5928() ()	1,648.
	For use with 72"W, 30"D C-Leg Top	72"	65"	28"	TBCPF6528() ()	1,648.
	For use with 78"W, 30"D C-Leg Top	78"	71"	28"	TBCPF7128() ()	1,648.
	For use with 48"W, 30" or 36"D T-Leg Top	48"	41"	28"	TBTPF4128() ()	1,623.
	For use with 54"W, 30" or 36"D T-Leg Top	54"	47"	28"	TBTPF4728() ()	1,623.
	For use with 60"W, 30" or 36"D T-Leg Top	60"	53"	28"	TBTPF5328() ()	1,623.
	For use with 66"W, 30" or 36"D T-Leg Top	66"	59"	28"	TBTPF5928() ()	1,648.
	For use with 72"W, 30" or 36"D T-Leg Top	72"	65"	28"	TBTPF6528() ()	1,648.
	For use with 48"W Corner Top	48"	44"	16"	TBKPF444416() ()	2,346.
	For use with 48"W, 24" or 27"D 120° Tops	48"	45"	16"	TBVPF454516() ()	2,346.
	For use with 54"W, 24" or 27"D 120° Tops	54"	51"	16"	TBVPF515116() ()	2,373.
	For use with 60"W, 24" or 27"D 120° Tops	60"	57"	16"	TBVPF575716() ()	2,397.

Order Code

C-Leg and T-Leg Bases

Example: **TBCPF4722G,613**

TB	Tone Base
C	C-Leg
P	Pin-Set
F	Fixed Width
47	Width
22	Depth
G	Glides
613	Silver Finish

Specification Information

- Glides or Casters:
Add a "C" Suffix to the pattern number to specify Glides. Or add a "C" to specify Casters. Add \$70 list for casters.
- Base Finish:
All core paint finishes are available

Application Notes

Bases are designed for use with corresponding worksurfaces to create freestanding tables. Worksurfaces must be specified separately.

A stiffener is recommended on worksurfaces that are 72" or wider.

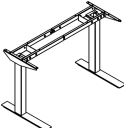
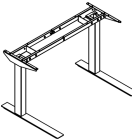

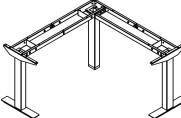
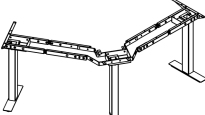
Base comes with worksurface mounting hardware.

Privacy screens can only be specified with glides.

22"D and 23"D C-Leg bases support rectangular tops up to 24"D. 28"D and 29"D C-Leg bases support rectangular tops up to 30"D. 28"D and 30"D T-Leg bases support rectangular tops up to 36"D centered over feet. Corner bases support 48" Corner tops and rectangular worksurfaces with perpendicular returns up to 30"D. 120° bases support 120° tops up to 30"D.

Pin-Set Adjustable Width Base

Tone Height Adjustable Tables

description	type	w*	d	pattern no.	list price
 24" Deep C-Leg Bases	Small - For use with 30" - 54" wide tops	29 ³ / ₄ " - 45 ¹ / ₄ "	22"	TBCPAS22()()	\$1,648.
	Medium - For use with 42" - 78" wide tops	41 ³ / ₄ " - 69 ¹ / ₄ "	22"	TBCPAM22()()	1,673.
	Large - For use with 66" - 96" wide tops	61 ¹ / ₄ " - 89 ¹ / ₄ "	22"	TBCPAL22()()	1,697.
 30" Deep C-Leg Bases	Small - For use with 30" - 54" wide tops	29 ³ / ₄ " - 45 ¹ / ₄ "	28"	TBCPAS28()()	1,722.
	Medium - For use with 42" - 78" wide tops	41 ³ / ₄ " - 69 ¹ / ₄ "	28"	TBCPAM28()()	1,749.
	Large - For use with 66" - 96" wide tops	61 ¹ / ₄ " - 89 ¹ / ₄ "	28"	TBCPAL28()()	1,773.
 30" Deep T-Leg Bases	Small - For use with 30" - 54" wide tops	29 ³ / ₄ " - 45 ¹ / ₄ "	28"	TBTPAS28()()	1,722.
	Medium - For use with 42" - 78" wide tops	41 ³ / ₄ " - 69 ¹ / ₄ "	28"	TBTPAM28()()	1,749.
	Large - For use with 66" - 96" wide tops	61 ¹ / ₄ " - 89 ¹ / ₄ "	28"	TBTPAL28()()	1,773.
 Corner Bases	Small - For use with corner tops or rectangular worksurfaces with perpendicular returns. Max 60" on each side.	35 ¹ / ₄ " - 50 ¹ / ₂ "	16"	TBKPAS16()()	2,398.
	Medium - For use with corner tops or rectangular worksurfaces with perpendicular returns. Max 84" on each side.	47 ¹ / ₄ " - 74 ¹ / ₂ "	16"	TBKPAM16()()	2,423.
	Small/Medium - For use with Extended corner tops or rectangular worksurfaces with perpendicular returns. Max 60" wide on one side and 84" wide on the other.	35 ¹ / ₄ " - 50 ¹ / ₂ " 47 ¹ / ₄ " - 74 ¹ / ₂ "	16"	TBKPASM16()()	2,423.
 120° Base	For use with 48", 54" and 60"W 120° Tops	43 ¹ / ₄ " - 58 ¹ / ₂ "	16"	TBVPAS16()()	2,423.

Order Code

C-Leg and T-Leg Bases

Example: **TBCPAM22C,613**

TB	Tone Base
C	C-Leg
P	Pin-Set
A	Adjustable Width
M	Medium
22	Depth
C	Casters
613	Silver Finish

Specification Information

- Glides or Casters:
Add a "C" Suffix to the pattern number to specify Glides. Or add a "C" to specify Casters. Add \$70 list for casters.
- Base Finish:
All core paint finishes are available

Application Notes

Bases are designed for use with corresponding worksurfaces to create freestanding tables. Worksurfaces must be specified separately.

A stiffener is recommended on worksurfaces that are 72" or wider.

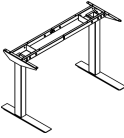
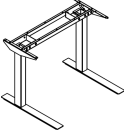
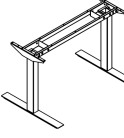
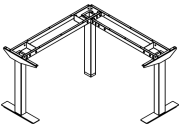
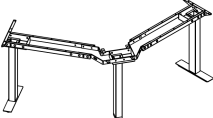
Base comes with worksurface mounting hardware.

Privacy screens can only be specified with glides.

22"D and 23"D C-Leg bases support rectangular tops up to 24"D. 28"D and 29"D C-Leg bases support rectangular tops up to 30"D. 28"D and 30"D T-Leg bases support rectangular tops up to 36"D centered over feet. Corner bases support Corner tops and rectangular worksurfaces with perpendicular returns up to 30"D. 120° bases support 120° tops up to 30"D.

Fixed Height Fixed Width Base

Tone Height Adjustable Tables

description	type	w*	w	d	pattern no.	list price
	For use with 42"W, 24"D C-Leg Top	42"	35"	22"	TBCFF3522 () ()	\$1,324.
	For use with 48"W, 24"D C-Leg Top	48"	41"	22"	TBCFF4122 () ()	1,324.
	For use with 54"W, 24"D C-Leg Top	54"	47"	22"	TBCFF4722 () ()	1,324.
	For use with 60"W, 24"D C-Leg Top	60"	53"	22"	TBCFF5322 () ()	1,324.
	For use with 66"W, 24"D C-Leg Top	66"	59"	22"	TBCFF5922 () ()	1,348.
	For use with 72"W, 24"D C-Leg Top	72"	65"	22"	TBCFF6522 () ()	1,348.
	For use with 78"W, 24"D C-Leg Top	78"	71"	22"	TBCFF7122 () ()	1,348.
	For use with 42"W, 30"D C-Leg Top	42"	35"	28"	TBCFF3528 () ()	1,373.
	For use with 48"W, 30"D C-Leg Top	48"	41"	28"	TBCFF4128 () ()	1,373.
	For use with 54"W, 30"D C-Leg Top	54"	47"	28"	TBCFF4728 () ()	1,373.
	For use with 60"W, 30"D C-Leg Top	60"	53"	28"	TBCFF5328 () ()	1,373.
	For use with 66"W, 30"D C-Leg Top	66"	59"	28"	TBCFF5928 () ()	1,397.
	For use with 72"W, 30"D C-Leg Top	72"	65"	28"	TBCFF6528 () ()	1,397.
	For use with 78"W, 30"D C-Leg Top	78"	71"	28"	TBCFF7128 () ()	1,397.
	For use with 48"W, 30" or 36"D T-Leg Top	48"	41"	28"	TBTFF4128 () ()	1,373.
	For use with 54"W, 30" or 36"D T-Leg Top	54"	47"	28"	TBTFF4728 () ()	1,373.
	For use with 60"W, 30" or 36"D T-Leg Top	60"	53"	28"	TBTFF5328 () ()	1,373.
	For use with 66"W, 30" or 36"D T-Leg Top	66"	59"	28"	TBTFF5928 () ()	1,397.
	For use with 72"W, 30" or 36"D T-Leg Top	72"	65"	28"	TBTFF6528 () ()	1,397.
	For use with 48"W Corner Top	48"	44"	16"	TBKFF444416 () ()	1,923.
	For use with 48"W, 24" or 27"D 120° Tops	48"	45"	16"	TBVFF454516 () ()	1,923.
	For use with 54"W, 24" or 27"D 120° Tops	54"	51"	16"	TBVFF515116 () ()	1,947.
	For use with 60"W, 24" or 27"D 120° Tops	60"	57"	16"	TBVFF575716 () ()	1,973.

Order Code

C-Leg and T-Leg Bases

Example: **TBCFF4722G,613**

TB	Tone Base
C	C-Leg
F	Fixed
F	Fixed Width
47	Width
22	Depth
G	Glides
613	Silver Finish

Specification Information

1. Glides or Casters:
Add a "C" Suffix to the pattern number to specify Glides. Or add a "C" to specify Casters. Add \$70 list for casters.
2. Base Finish:
All core paint finishes are available

Application Notes

Bases are designed for use with corresponding worksurfaces to create freestanding tables. Worksurfaces must be specified separately.

A stiffener is recommended on worksurfaces that are 72" or wider.


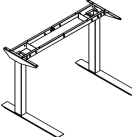

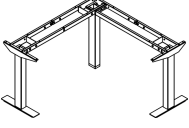
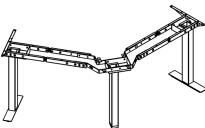
Base comes with worksurface mounting hardware.

Privacy screens can only be specified with glides.

22"D and 23"D C-Leg bases support rectangular tops up to 24"D. 28"D and 29"D C-Leg bases support rectangular tops up to 30"D. 28"D and 30"D T-Leg bases support rectangular tops up to 36"D centered over feet. Corner bases support Corner tops and rectangular worksurfaces with perpendicular returns up to 30"D. 120° bases support 120° tops up to 30"D.

Fixed Height Adjustable Width Base

Tone Height Adjustable Tables

description	type	w*	d	pattern no.	list price
 24" Deep C-Leg Bases	Small - For use with 30" - 54" wide tops	29 ³ / ₄ " - 45 ¹ / ₄ "	22"	TBCFAS22 () ()	\$1,397.
	Medium - For use with 42" - 78" wide tops	41 ³ / ₄ " - 69 ¹ / ₄ "	22"	TBCFAM22 () ()	1,423.
	Large - For use with 66" - 96" wide tops	61 ¹ / ₄ " - 89 ¹ / ₄ "	22"	TBCFAL22 () ()	1,448.
 30" Deep C-Leg Bases	Small - For use with 30" - 54" wide tops	29 ³ / ₄ " - 45 ¹ / ₄ "	28"	TBCFAS28 () ()	1,473.
	Medium - For use with 42" - 78" wide tops	41 ³ / ₄ " - 69 ¹ / ₄ "	28"	TBCFAM28 () ()	1,498.
	Large - For use with 66" - 96" wide tops	61 ¹ / ₄ " - 89 ¹ / ₄ "	28"	TBCFAL28 () ()	1,522.
 30" Deep T-Leg Bases	Small - For use with 30" - 54" wide tops	29 ³ / ₄ " - 45 ¹ / ₄ "	28"	TBTFAS28 () ()	1,473.
	Medium - For use with 42" - 78" wide tops	41 ³ / ₄ " - 69 ¹ / ₄ "	28"	TBTFAM28 () ()	1,498.
	Large - For use with 66" - 96" wide tops	61 ¹ / ₄ " - 89 ¹ / ₄ "	28"	TBTFAL28 () ()	1,522.
 Corner Bases	Small - For use with corner tops or rectangular worksurfaces with perpendicular returns. Max 60" on each side.	35 ¹ / ₄ " - 50 ¹ / ₂ "	16"	TBKFAS16 () ()	2,047.
	Medium - For use with corner tops or rectangular worksurfaces with perpendicular returns. Max 84" on each side.	47 ¹ / ₄ " - 74 ¹ / ₂ "	16"	TBKFAM16 () ()	2,073.
	Small/Medium - For use with Extended corner tops or rectangular worksurfaces with perpendicular returns. Max 60" wide on one side and 84" wide on the other.	35 ¹ / ₄ " - 50 ¹ / ₂ " 47 ¹ / ₄ " - 74 ¹ / ₂ "	16"	TBKFASM16 () ()	2,073.
 120° Base	For use with 48", 54" and 60"W 120° Tops	43 ¹ / ₄ " - 58 ¹ / ₂ "	16"	TBVFAS16 () ()	2,073.

Order Code

C-Leg and T-Leg Bases

Example: **TBCFAM22C,613**

TB	Tone Base
C	C-Leg
F	Fixed
A	Adjustable Width
M	Medium
22	Depth
C	Casters
613	Silver Finish

Specification Information

- Glides or Casters:
Add a "C" Suffix to the pattern number to specify Glides. Or add a "C" to specify Casters. Add \$70 list for casters.
- Base Finish:
All core paint finishes are available

Application Notes

Bases are designed for use with corresponding worksurfaces to create freestanding tables. Worksurfaces must be specified separately.

A stiffener is recommended on worksurfaces that are 72" or wider.

Base comes with worksurface mounting hardware.

Privacy screens can only be specified with glides.

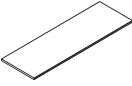
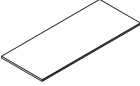
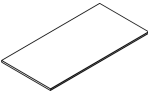

22"D and 23"D C-Leg bases support rectangular tops up to 24"D. 28"D and 29"D C-Leg bases support rectangular tops up to 30"D. 28"D and 30"D T-Leg bases support rectangular tops up to 36"D centered over feet. Corner bases support Corner tops and rectangular worksurfaces with perpendicular returns up to 30"D. 120° bases support 120° tops up to 30"D.

Antenna Workspaces Worksurfaces

C-Leg and T-Leg Tables

24", 30" and 36" Deep Rectangular

Tone Height Adjustable Tables

description	type	w*	w	d	h	pattern no.	L	V1	V2	V3
Antenna C-Leg Tops, 24" Deep 	For use with 24"D C-Leg Base	42"	39"	24"	1 1/4"	TTYR3924()	\$306.	\$566.	\$653.	\$878.
		48"	45"	24"	1 1/4"	TTYR4524()	343.	591.	679.	920.
		54"	51"	24"	1 1/4"	TTYR5124()	371.	630.	725.	980.
		60"	57"	24"	1 1/4"	TTYR5724()	400.	670.	773.	1,044.
		66"	63"	24"	1 1/4"	TTYR6324()	432.	699.	803.	1,084.
		72"	69"	24"	1 1/4"	TTYR6924()	450.	724.	836.	1,126.
		78"	69"	24"	1 1/4"	TTYR7524()	486.	759.	874.	1,179.
Antenna C-Leg and T-Leg Tops, 30" Deep 	For use with 30"D C-Leg Base	42"	39"	30"	1 1/4"	TTYR3930()	361.	619.	712.	960.
	For use with 30"D C-Leg or T-Leg Bases	48"	45"	30"	1 1/4"	TTYR4530()	400.	665.	766.	1,031.
		54"	51"	30"	1 1/4"	TTYR5130()	454.	706.	810.	1,093.
		60"	57"	30"	1 1/4"	TTYR5730()	500.	745.	855.	1,157.
		66"	63"	30"	1 1/4"	TTYR6330()	558.	759.	874.	1,179.
		72"	69"	30"	1 1/4"	TTYR6930()	577.	785.	903.	1,220.
		78"	75"	30"	1 1/4"	TTYR7530()	618.	829.	939.	1,272.
		Antenna T-Leg Tops, 36" Deep 	For use with 30"D T-Leg Base	48"	45"	36"	1 1/4"	TTYR4536()	439.	718.
54"	51"			36"	1 1/4"	TTYR5136()	498.	759.	874.	1,179.
60"	57"			36"	1 1/4"	TTYR5736()	551.	799.	919.	1,239.
66"	63"			36"	1 1/4"	TTYR6336()	613.	839.	963.	1,299.
72"	69"			36"	1 1/4"	TTYR6936()	634.	878.	1,010.	1,364.
78"	75"			36"	1 1/4"	TTYR7536()	677.	919.	1,057.	1,425.
Antenna 120° Tops 	For use with 24"D C-Leg 120° Bases	48"	47"	24"	1 1/4"	TTYV4724()	878.	1,937.	2,228.	2,896.
		54"	53"	24"	1 1/4"	TTYV5324()	936.	2,047.	2,356.	3,061.
		60"	59"	24"	1 1/4"	TTYV5924()	1,083.	n/a	n/a	n/a
	For use with 27"D C-Leg 120° Bases	48"	47"	27"	1 1/4"	TTYV4727()	891.	1,969.	2,265.	2,945.
		54"	53"	27"	1 1/4"	TTYV5327()	1,037.	n/a	n/a	n/a
		60"	59"	27"	1 1/4"	TTYV5927()	1,100.	n/a	n/a	n/a

* Nominal Width

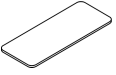
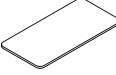

Order Code	Application Notes	Options
<i>Example:</i> TTYR5724L118118		
TT Tone Top	Worksurfaces on this page are designed for use with fixed and height adjustable C-Leg and T-Leg bases to create freestanding tables.	Top finish Options: Add an (L) for laminate or (V) for veneer suffix to pattern number.
Y Antenna		
R Rectangular	24", 30" and 36" rectangular worksurfaces are for use with corresponding depth fixed and height adjustable C-Leg bases and T-Leg bases.	
57 Width		
24 Depth		
L Laminate	120° Tops are for use with 16"D 3-legged 120° bases.	
118 Bright White Laminate		
118 Bright White Edge		
	Worksurfaces are pre-drilled with pilot holes for use with wood screws.	
	Actual worksurfaces are undersized by 1 1/2" on each side edge.	

Antenna Workspaces Worksurfaces

Radiused Tops for C-Leg and T-Leg Tables

24", 30" and 36" Deep

Tone Height Adjustable Tables

description	type	w*	w	d	h	pattern no.	L	V1	V2	V3
	Antenna Rectangular Radiused Top, 24" Deep For use with 24"D C-Leg Base	42"	39"	24"	1 1/4"	TTYRC3924()	\$383.	\$708.	\$816.	\$1,098.
	For use with 24"D C-Leg Base	48"	45"	24"	1 1/4"	TTYRC4524()	428.	738.	850.	1,151.
	For use with 24"D C-Leg Base	54"	51"	24"	1 1/4"	TTYRC5124()	464.	788.	907.	1,225.
	For use with 24"D C-Leg Base	60"	57"	24"	1 1/4"	TTYRC5724()	500.	837.	967.	1,306.
	For use with 24"D C-Leg Base	66"	63"	24"	1 1/4"	TTYRC6324()	541.	873.	1,004.	1,356.
	For use with 24"D C-Leg Base	72"	69"	24"	1 1/4"	TTYRC6924()	562.	906.	1,046.	1,408.
	For use with 24"D C-Leg Base	78"	75"	24"	1 1/4"	TTYRC7524()	607.	949.	1,092.	1,474.
	Antenna Rectangular Radiused Top, 30" Deep For use with 30"D C-Leg Base	42"	39"	30"	1 1/4"	TTYRC3930()	452.	774.	890.	1,200.
	For use with 30"D C-Leg or T-Leg Bases	48"	45"	30"	1 1/4"	TTYRC4530()	500.	831.	958.	1,289.
	For use with 30"D C-Leg or T-Leg Bases	54"	51"	30"	1 1/4"	TTYRC5130()	567.	882.	1,013.	1,367.
	For use with 30"D C-Leg or T-Leg Bases	60"	57"	30"	1 1/4"	TTYRC5730()	625.	931.	1,069.	1,446.
	For use with 30"D C-Leg or T-Leg Bases	66"	63"	30"	1 1/4"	TTYRC6330()	698.	949.	1,069.	1,474.
	For use with 30"D C-Leg or T-Leg Bases	72"	69"	30"	1 1/4"	TTYRC6930()	722.	982.	1,128.	1,525.
	For use with 30"D C-Leg or T-Leg Bases	78"	75"	30"	1 1/4"	TTYRC7530()	773.	1,036.	1,174.	1,590.
	Antenna Rectangular Radiused Top, 36" Deep For use with 30"D T-Leg Base	48"	45"	36"	1 1/4"	TTYRC4536()	549.	898.	1,034.	1,393.
	For use with 30"D T-Leg Base	54"	51"	36"	1 1/4"	TTYRC5136()	622.	949.	1,092.	1,474.
	For use with 30"D T-Leg Base	60"	57"	36"	1 1/4"	TTYRC5736()	689.	999.	1,149.	1,549.
	For use with 30"D T-Leg Base	66"	63"	36"	1 1/4"	TTYRC6336()	766.	1,050.	1,204.	1,625.
	For use with 30"D T-Leg Base	72"	69"	36"	1 1/4"	TTYRC6936()	794.	1,098.	1,263.	1,704.
	For use with 30"D T-Leg Base	78"	75"	36"	1 1/4"	TTYRC7536()	847.	1,149.	1,321.	1,781.

* Nominal Width

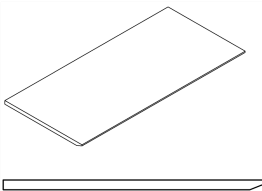
Order Code	Application Notes	Options
<i>Example:</i> TTYRC5730L,118,118		
TT Tone Top	Worksurfaces on this page are designed for use with fixed and height adjustable C-Leg and T-Leg bases to create freestanding tables.	Top finish Options: Add an (L) for laminate or (V) for veneer suffix to pattern number. Veneer available with synthetic edge only.
Y Antenna		
RC Rectangular Radiused Top	24", 30" and 36" rectangular worksurfaces are for use with corresponding depth fixed and height adjustable C-Leg bases and T-Leg bases.	
57 Width		
30 Depth		
L Laminate		
118 Bright White Laminate	Worksurfaces are pre-drilled with pilot holes for use with wood screws. Actual worksurfaces are undersized by 1 1/2" on each side edge and are full depth.	
118 Bright White Edge		

AutoStrada Worksurfaces

C-Leg and T-Leg Tables

24", 30" and 36" Deep Rectangular

Tone Height Adjustable Tables




description	type	w*	w	d*	d	h	pattern no.	L	M	V1	V2	V3		
	AutoStrada C-Leg Tops, 24" Deep For use with 24"D C-Leg Base	42"	40"	24	23"	1 1/4"	TTAR4023(JN)	\$547.	\$734.	\$806.	\$852.	\$1,108.		
		48"	46"	24	23"	1 1/4"	TTAR4623(JN)	606.	789.	864.	912.	1,187.		
		54"	52"	24	23"	1 1/4"	TTAR5223(JN)	611.	841.	923.	978.	1,271.		
		60"	58"	24	23"	1 1/4"	TTAR5823(JN)	642.	901.	987.	1,045.	1,357.		
		66"	64"	24	23"	1 1/4"	TTAR6423(JN)	695.	935.	1,025.	1,078.	1,404.		
		72"	70"	24	23"	1 1/4"	TTAR7023(JN)	715.	973.	1,067.	1,131.	1,471.		
		78"	76"	24	23"	1 1/4"	TTAR7623(JN)	736.	1,017.	1,116.	1,187.	1,542.		
AutoStrada T-Leg Tops, 36" Deep	For use with 30"D T-Leg Base	48"	46"	36"	35"	1 1/4"	TTAR4635(JN)	671.	938.	1,097.	1,167.	1,518.		
		54"	52"	36"	35"	1 1/4"	TTAR5235(JN)	692.	1,003.	1,206.	1,266.	1,646.		
		60"	58"	36"	35"	1 1/4"	TTAR5835(JN)	698.	1,105.	1,211.	1,274.	1,655.		
		66"	64"	36"	35"	1 1/4"	TTAR6435(JN)	774.	1,109.	1,217.	1,294.	1,680.		
		72"	70"	36"	35"	1 1/4"	TTAR7035(JN)	800.	1,141.	1,252.	1,325.	1,724.		
		78"	76"	36"	35"	1 1/4"	TTAR7635(JN)	838.	1,166.	1,278.	1,360.	1,767.		
AutoStrada C-Leg/T-Leg Tops, 30" Deep	For use with 30"D C-Leg Base	42"	40"	30"	29"	1 1/4"	TTAR4029(JN)	560.	827.	908.	962.	1,251.		
		For use with 30"D C-Leg or T-Leg Base		48"	46"	30"	29"	1 1/4"	TTAR4629(JN)	621.	887.	972.	1,032.	1,344.
		54"	52"	30"	29"	1 1/4"	TTAR5229(JN)	637.	958.	1,051.	1,113.	1,448.		
	For use with 30"D C-Leg or T-Leg Base		66"	64"	30"	29"	1 1/4"	TTAR6429(JN)	728.	1,016.	1,115.	1,180.	1,535.	
	For use with 30"D C-Leg or T-Leg Base		72"	70"	30"	29"	1 1/4"	TTAR7029(JN)	751.	1,044.	1,145.	1,211.	1,574.	
	For use with 30"D C-Leg or T-Leg Base		78"	76"	30"	29"	1 1/4"	TTAR7629(JN)	778.	1,090.	1,196.	1,269.	1,647.	
AutoStrada C-Leg/T-Leg Tops, 30" Deep	For use with 30"D C-Leg or T-Leg Base	60"	58"	30"	29"	1 1/4"	TTAR5829(JN)	677.	994.	1,091.	1,153.	1,498.		

* Nominal

Order Code	Application Notes	Options
<i>Example:</i> TTAR4623(JN118)		
TT Tone Top	Worksurfaces on this page are designed for use with fixed and height adjustable C-Leg and T-Leg bases to create freestanding tables.	Worksurfaces are pre-drilled with pilot holes for use with wood screws.
A AutoStrada		
R Rectangular	24", 30" and 36" rectangular worksurfaces are for use with corresponding depth fixed and height adjustable C-Leg bases and T-Leg bases.	Actual worksurfaces are undersized by 1" on each side edge and by 1" on the back edge.
46 Width		
23 Depth	24" and 30" worksurfaces are user edge tapered. 36" worksurfaces are user and approach edges tapered.	Top finish Options: Add an (L) for laminate or (V) for veneer suffix to pattern number.
L Laminate		
N No Grommet		
118 Bright White Laminate		

C-Leg and T-Leg Tables

24", 30" and 36" Deep Rectangular and Curvilinear Corners

description	type	w*	w	d*	d	h	pattern no.	Laminate w/ ABS edge	Laminate w/ woodgrain edge	Techwood w/ Techwood edge
Dividends Horizon C-Leg Tops, 24" Deep 	For use with 24"D C-Leg Base	42"	40"	24"	23"	1 1/4"	TTDR4023N	\$308.	\$338.	\$589.
		48"	46"	24"	23"	1 1/4"	TTDR4623N	343.	379.	618.
		54"	52"	24"	23"	1 1/4"	TTDR5223N	373.	410.	652.
		60"	58"	24"	23"	1 1/4"	TTDR5823N	405.	443.	683.
		66"	64"	24"	23"	1 1/4"	TTDR6423N	434.	477.	712.
		72"	70"	24"	23"	1 1/4"	TTDR7023N	453.	501.	744.
		78"	76"	24"	23"	1 1/4"	TTDR7623N	488.	534.	779.
Dividends Horizon C-Leg/T-Leg Tops, 30" Deep 	For use with 30"D C-Leg Base	42"	40"	30"	29"	1 1/4"	TTDR4029N	363.	398.	641.
	For use with 30"D C-Leg or T-Leg Base	48"	46"	30"	29"	1 1/4"	TTDR4629N	405.	443.	680.
		54"	52"	30"	29"	1 1/4"	TTDR5229N	457.	502.	710.
		60"	58"	30"	29"	1 1/4"	TTDR5829N	503.	555.	741.
		66"	64"	30"	29"	1 1/4"	TTDR6429N	559.	616.	769.
		72"	70"	30"	29"	1 1/4"	TTDR7029N	581.	636.	797.
		78"	76"	30"	29"	1 1/4"	TTDR7629N	620.	687.	836.
Dividends Horizon T-Leg Tops, 36" Deep 	For use with 30"D T-Leg Base	48"	46"	36"	35"	1 1/4"	TTDR4635N	528.	567.	807.
		54"	52"	36"	35"	1 1/4"	TTDR5235N	583.	628.	837.
		60"	58"	36"	35"	1 1/4"	TTDR5835N	644.	708.	878.
		66"	64"	36"	35"	1 1/4"	TTDR6435N	711.	785.	909.
		72"	70"	36"	35"	1 1/4"	TTDR7035N	785.	865.	942.
		78"	76"	36"	35"	1 1/4"	TTDR7635N	836.	887.	950.

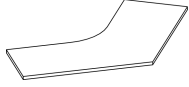
* Nominal

Order Code	Application Notes	Options
<i>Example:</i> TTDR4029NL118		
TT Tone Top	Worksurfaces on this page are designed for use with fixed and height adjustable C-Leg, T-Leg and corner bases to create freestanding tables.	Top Finish Options: Laminate with ABS edge Laminate with woodgrain edge Techwood with techwood edge. Techwood available with synthetic edge only.
D Dividends Horizon		
R Rectangular	24", 30" and 36" rectangular worksurfaces are for use with corresponding depth fixed and height adjustable C-Leg bases and T-Leg bases.	Note: When woodgrain laminates are specified on corner worksurfaces a grain direction option must be specified. (L) = Left (R) = Right (D) = Diagonal (Add \$27 to list price)
40 Width		
29 Depth	Corner tops are for use with 16"D 3-legged fixed width Corner Base. 120° tops are for use with 16"D 3-legged 120° bases.	Note: Techwood corner worksurfaces have a diagonal grain direction. See grain direction page for more information.
N No Grommet		
118 Bright White Laminate	Worksurfaces are pre-drilled with pilot holes for use with wood screws.	
118 Bright White Laminate		
	Actual worksurfaces are undersized by 1" on each side edge and by 1" on the back edge.	

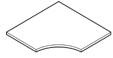
C-Leg and T-Leg Tables

24", 30" and 36" Deep Rectangular and Curvilinear Corners

description	type	w*	w	d*	d	h	pattern no.	Laminate w/ ABS edge	Laminate w/ woodgrain edge	Techwood w/ Techwood edge
Dividends Horizon 120° Tops, 24" Deep	For use with 120° Base	48"	46"	24"	23"	1 1/4"	TTDV4623N	\$1,002.	\$1,098.	n/a



Dividends Horizon Corner Tops, 24" or 30" Deep	For use with C-Leg Corner Base	48"	46"	24"	23"	1 1/4"	TTDK464623N	712.	788.	1,360.
		48"	46"	30"	29"	1 1/4"	TTDK464629N	769.	847.	1,376.



* Nominal

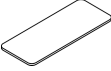
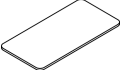
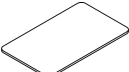
Order Code	Application Notes	Options
<i>Example:</i> TTDR4029NL118		
TT Tone Top	Worksurfaces on this page are designed for use with fixed and height adjustable C-Leg, T-Leg and corner bases to create freestanding tables.	Top Finish Options: Add an (L) for laminate or (V) for veneer suffix pattern number. Veneer available with synthetic edge only.
D Dividends Horizon		
R Rectangular	24", 30" and 36" rectangular worksurfaces are for use with corresponding depth fixed and height adjustable C-Leg bases and T-Leg bases.	
40 Width		
29 Depth		
N No Grommet	Worksurfaces are pre-drilled with pilot holes for use with wood screws.	
118 Bright White Laminate		
118 Bright White Laminate		
	Actual worksurfaces are undersized by 1" on each side edge and by 1" on the back edge.	

Dividends Horizon Worksurfaces

Radiused Tops for C-Leg and T-Leg Tables

24", 30" and 36" Deep

Tone Height Adjustable Tables

description	type	w*	w	d*	d	h	pattern no.	Laminate w/ ABS edge	Laminate w/ woodgrain edge	Techwood w/ Techwood edge
Dividends Horizon Rectangular Radiused Tops, 24" Deep 	For use with 24"D C-Leg Base	42"	40"	24"	23"	1 1/4"	TTDRC4023N	\$386.	\$422.	\$735.
		48"	46"	24"	23"	1 1/4"	TTDRC4623N	428.	474.	773.
		54"	52"	24"	23"	1 1/4"	TTDRC5223N	467.	513.	815.
		60"	58"	24"	23"	1 1/4"	TTDRC5823N	506.	554.	855.
		66"	64"	24"	23"	1 1/4"	TTDRC6423N	542.	597.	890.
		72"	70"	24"	23"	1 1/4"	TTDRC7023N	566.	626.	929.
		78"	76"	24"	23"	1 1/4"	TTDRC7623N	610.	668.	974.
Dividends Horizon Rectangular Radiused Tops, 30" Deep 	For use with 30"D C-Leg Base	42"	40"	30"	29"	1 1/4"	TTDRC4029N	454.	498.	801.
	For use with 30"D C-Leg or T-Leg Base	48"	46"	30"	29"	1 1/4"	TTDRC4629N	506.	554.	851.
		54"	52"	30"	29"	1 1/4"	TTDRC5229N	571.	627.	887.
		60"	58"	30"	29"	1 1/4"	TTDRC5829N	628.	694.	926.
		66"	64"	30"	29"	1 1/4"	TTDRC6429N	699.	770.	962.
		72"	70"	30"	29"	1 1/4"	TTDRC7029N	727.	796.	996.
		78"	76"	30"	29"	1 1/4"	TTDRC7629N	775.	860.	1,046.
Dividends Horizon Rectangular Radiused Tops, 36" Deep 	For use with 30"D T-Leg Base	48"	46"	36"	35"	1 1/4"	TTDRC4635N	661.	709.	1,009.
		54"	52"	36"	35"	1 1/4"	TTDRC5235N	729.	785.	1,047.
		60"	58"	36"	35"	1 1/4"	TTDRC5835N	805.	885.	1,098.
		66"	64"	36"	35"	1 1/4"	TTDRC6435N	888.	982.	1,136.
		72"	70"	36"	35"	1 1/4"	TTDRC7035N	982.	1,081.	1,178.
		78"	76"	36"	35"	1 1/4"	TTDRC7635N	1,046.	1,110.	1,187.

* Nominal

Order Code	Application Notes	Options
<i>Example:</i> TTDRC4029NL118		
TT Tone Top	Worksurfaces on this page are designed for use with fixed and height adjustable C-Leg, T-Leg and corner bases to create freestanding tables.	Top finish Options: Add an (L) for laminate or (V) for veneer suffix to pattern number. Veneer available with synthetic edge only.
D Dividends Horizon		
RC Rectangular Radiused Top	24", 30" and 36" rectangular worksurfaces are for use with corresponding depth fixed and height adjustable C-Leg bases and T-Leg bases.	
40 Width		
29 Depth		
N No Grommet	Worksurfaces are pre-drilled with pilot holes for use with wood screws.	
118 Bright White Laminate		
118 Bright White Laminate		

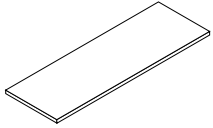
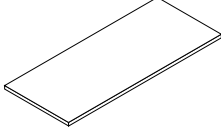
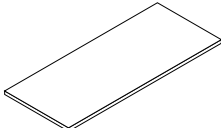
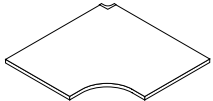
Actual worksurfaces are undersized by 1" on each side edge and by 1" on the back edge.

Postform Worksurfaces

Tone Height Adjustable Tables

C-Leg and T-Leg Tables

24", 30" and 36" Deep Rectangular and Curvilinear Corners

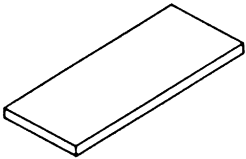
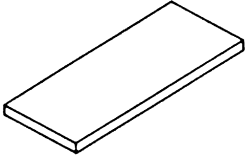
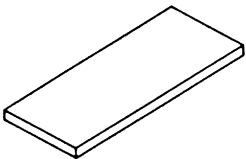
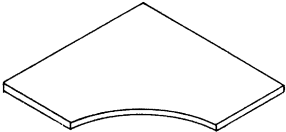
description	type	w*	w	d*	d	h	pattern no.	L	V1	V2
	For use with 24"D C-Leg Base	42"	40"	24"	23"	1 1/4"	TTMR4023()	\$451.	\$754.	\$1,121.
		48"	46"	24"	23"	1 1/4"	TTMR4623()	495.	815.	1,279.
		54"	52"	24"	23"	1 1/4"	TTMR5223()	543.	916.	1,399.
		60"	58"	24"	23"	1 1/4"	TTMR5823()	585.	960.	1,470.
		66"	64"	24"	23"	1 1/4"	TTMR6423()	633.	1,060.	1,626.
		72"	70"	24"	23"	1 1/4"	TTMR7023()	678.	1,130.	1,781.
		78"	76"	24"	23"	1 1/4"	TTMR7623()	722.	1,166.	1,857.
	For use with 30"D C-Leg Base	42"	40"	30"	29"	1 1/4"	TTMR4029()	515.	842.	1,295.
	For use with 30"D C-Leg or T-Leg Base	48"	46"	30"	29"	1 1/4"	TTMR4629()	564.	912.	1,395.
		54"	52"	30"	29"	1 1/4"	TTMR5229()	607.	1,012.	1,522.
		60"	58"	30"	29"	1 1/4"	TTMR5829()	653.	1,082.	1,649.
		66"	64"	30"	29"	1 1/4"	TTMR6429()	698.	1,150.	1,798.
		72"	70"	30"	29"	1 1/4"	TTMR7029()	765.	1,244.	1,922.
		78"	76"	30"	29"	1 1/4"	TTMR7629()	813.	1,310.	2,022.
	For use with 30"D T-Leg Base	48"	46"	36"	35"	1 1/4"	TTMR4635()	633.	1,009.	1,513.
		54"	52"	36"	35"	1 1/4"	TTMR5235()	670.	1,112.	1,646.
		60"	58"	36"	35"	1 1/4"	TTMR5835()	723.	1,207.	1,828.
		66"	64"	36"	35"	1 1/4"	TTMR6435()	757.	1,240.	1,971.
		72"	70"	36"	35"	1 1/4"	TTMR7035()	850.	1,359.	2,060.
	For use with C-Leg Corner Base	48"	46"	24"	23"	1 1/4"	TTMK464623()	1,169.	1,591.	2,340.
		48"	46"	30"	29"	1 1/4"	TTMK464629()	1,169.	1,591.	2,340.

* Nominal

Order Code	Application Notes	Options
<i>Example:</i> TTMR4635L118		
TT Tone Top	Worksurfaces on this page are designed for use with fixed and height adjustable C-Leg, T-Leg and corner bases to create freestanding tables.	Worksurfaces are pre-drilled with pilot holes for use with wood screws.
M Postform		
R Rectangular	24", 30" and 36" rectangular worksurfaces are for use with corresponding depth fixed and height adjustable C-Leg bases and T-Leg bases.	Actual worksurfaces are undersized by 1" on each side edge and by 1" on the back edge.
46 Width		
35 Depth	Corner tops are for use with 16"D 3-legged fixed width Corner Base.	Top finish Options: Add an (L) for laminate or (V) for veneer suffix to pattern number.
L Laminate		
118 Bright White Laminate		

C-Leg and T-Leg Tables

24", 30" and 36" Deep Rectangular and Curvilinear Corners

description	type	w*	w	d*	d	h	pattern no.	L	V1	V2	V3
	For use with 24"D C-Leg Base	42"	40"	24"	23"	1 1/4"	TTRR4023N	\$480.	\$511.	\$589.	\$792.
		48"	46"	24"	23"	1 1/4"	TTRR4623N	508.	551.	631.	851.
		54"	52"	24"	23"	1 1/4"	TTRR5223N	543.	585.	675.	909.
		60"	58"	24"	23"	1 1/4"	TTRR5823N	588.	628.	719.	973.
		66"	64"	24"	23"	1 1/4"	TTRR6423N	602.	647.	746.	1,005.
		72"	70"	24"	23"	1 1/4"	TTRR7023N	633.	677.	781.	1,054.
		78"	76"	24"	23"	1 1/4"	TTRR7623N	660.	708.	819.	1,102.
	For use with 30"D C-Leg Base	42"	40"	30"	29"	1 1/4"	TTRR4029N	540.	578.	667.	902.
	For use with 30"D C-Leg or T-Leg Base	48"	46"	30"	29"	1 1/4"	TTRR4629N	578.	618.	709.	959.
		54"	52"	30"	29"	1 1/4"	TTRR5229N	625.	670.	766.	1,034.
		60"	58"	30"	29"	1 1/4"	TTRR5829N	647.	691.	794.	1,074.
		66"	64"	30"	29"	1 1/4"	TTRR6429N	659.	707.	818.	1,101.
		72"	70"	30"	29"	1 1/4"	TTRR7029N	679.	726.	832.	1,124.
		78"	76"	30"	29"	1 1/4"	TTRR7629N	710.	758.	873.	1,177.
	For use with 30"D T-Leg Base	48"	46"	36"	35"	1 1/4"	TTRR4635N	673.	723.	833.	1,119.
		54"	52"	36"	35"	1 1/4"	TTRR5235N	734.	788.	902.	1,212.
		60"	58"	36"	35"	1 1/4"	TTRR5835N	745.	798.	916.	1,236.
		66"	64"	36"	35"	1 1/4"	TTRR6435N	771.	825.	953.	1,284.
		72"	70"	36"	35"	1 1/4"	TTRR7035N	798.	855.	984.	1,329.
		78"	76"	36"	35"	1 1/4"	TTRR7635N	850.	912.	1,049.	1,416.
	For use with C-Leg Corner Base	48"	46"	24"	23"	1 1/4"	TTRK464623N	1,131.	1,249.	1,434.	1,934.
		48"	46"	30"	29"	1 1/4"	TTRK464629N	1,266.	1,399.	1,604.	2,161.

* Nominal




Order Code	Application Notes	Options
<i>Example:</i> TTRR5229NL118		
TT Tone Top	Worksurfaces on this page are designed for use with fixed and height adjustable C-Leg, T-Leg and corner bases to create freestanding tables.	Worksurfaces are pre-drilled with pilot holes for use with wood screws.
R Reff Profiles		
R Rectangular	24", 30" and 36" rectangular worksurfaces are for use with corresponding depth fixed and height adjustable C-Leg bases and T-Leg bases.	Actual worksurfaces are undersized by 1" on each side edge and by 1" on the back edge.
52 Width		
29 Depth		
N No Grommet	Corner tops are for use with 16"D 3-legged fixed width Corner Base.	Top finish Options: Add an (L) for laminate or (V) for veneer suffix to pattern number.
L Laminate		
118 Bright White Laminate		

Reff Profiles Worksurfaces

Radiused Tops for C-Leg and T-Leg Tables

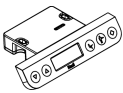
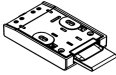

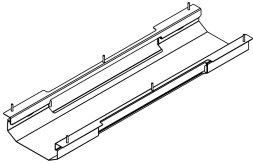
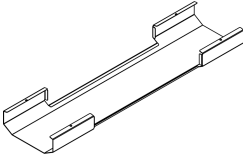
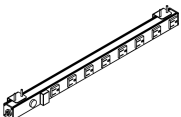
24", 30" and 36" Deep

Tone Height Adjustable Tables

description	type	w*	w	d*	d	h	pattern no.	L	V1	V2	V3
Reff Profiles Rectangular Radiused Tops, 24" Deep 	For use with 24"D C-Leg Base	42"	40"	24"	23"	1 1/4"	TTRRC4023()N	\$600.	\$639.	\$736.	\$990.
		48"	46"	24"	23"	1 1/4"	TTRRC4623()N	634.	689.	789.	1,064.
		54"	52"	24"	23"	1 1/4"	TTRRC5223()N	679.	731.	844.	1,137.
		60"	58"	24"	23"	1 1/4"	TTRRC5823()N	735.	786.	899.	1,216.
		66"	64"	24"	23"	1 1/4"	TTRRC6423()N	752.	809.	932.	1,257.
		72"	70"	24"	23"	1 1/4"	TTRRC7023()N	792.	846.	976.	1,317.
		78"	76"	24"	23"	1 1/4"	TTRRC7623()N	825.	885.	1,024.	1,378.
Reff Profiles Rectangular Radiused Tops, 30" Deep 	For use with 30"D C-Leg Base	42"	40"	30"	29"	1 1/4"	TTRRC4029()N	675.	722.	834.	1,128.
	For use with 30"D C-Leg or T-Leg Base	48"	46"	30"	29"	1 1/4"	TTRRC4629()N	722.	773.	886.	1,199.
		54"	52"	30"	29"	1 1/4"	TTRRC5229()N	782.	837.	958.	1,293.
		60"	58"	30"	29"	1 1/4"	TTRRC5829()N	809.	864.	993.	1,343.
		66"	64"	30"	29"	1 1/4"	TTRRC6429()N	824.	884.	1,023.	1,376.
		72"	70"	30"	29"	1 1/4"	TTRRC7029()N	849.	907.	1,040.	1,405.
		78"	76"	30"	29"	1 1/4"	TTRRC7629()N	887.	948.	1,092.	1,472.
Reff Profiles Rectangular Radiused Tops, 36" Deep 	For use with 3"D T-Leg Base	48"	46"	36"	35"	1 1/4"	TTRRC4635()N	840.	904.	1,041.	1,399.
		54"	52"	36"	35"	1 1/4"	TTRRC5235()N	918.	985.	1,128.	1,515.
		60"	58"	36"	35"	1 1/4"	TTRRC5835()N	931.	998.	1,144.	1,545.
		66"	64"	36"	35"	1 1/4"	TTRRC6435()N	967.	1,031.	1,191.	1,606.
		72"	70"	36"	35"	1 1/4"	TTRRC7035()N	998.	1,069.	1,230.	1,661.
		78"	76"	36"	35"	1 1/4"	TTRRC7635()N	1,062.	1,139.	1,311.	1,771.




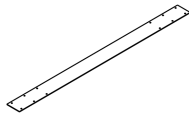


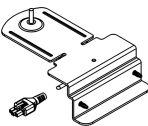
* Nominal

Order Code	Application Notes	Options
<i>Example:</i> TTRRC5229NL,118		
TT Tone Top	Worksurfaces on this page are designed for use with fixed and height adjustable C-Leg, T-Leg to create freestanding tables.	Top finish Options: Add an (L) for laminate or (V) for veneer suffix to pattern number. Veneer available with synthetic edge only.
R Reff Profiles		
RC Rectangular Radiused Top	24", 30" and 36" rectangular worksurfaces are for use with corresponding depth fixed and height adjustable C-Leg bases and T-Leg bases.	
52 Width		
29 Depth	Worksurfaces are pre-drilled with pilot holes for use with wood screws.	
N No Grommet		
L Laminate	Actual worksurfaces are undersized by 1" on each side edge.	
118 Bright White Laminate		

description	type	w	d	h	pattern no.	list
 Digital Control Switch	For Tone Standard Electric and Extended Electric				TB2DPD	\$384.
 Tone Toggle Switch	Grey Toggle for Use with Tone Standard Electric and Extended Electric Bases Red Toggle for Use with Tone Standard Electric and Extended Electric Bases	2 1/2"		3/4"	TBTG TBTR	286. 286.
 Cleat Plate	For Tone Height Adjustable Table	25"	3 3/4"	2 1/4"	TBCP	139.
 Hinged Wire Cover	For Tone Fixed and Adjustable-Width Bases	28"	7 1/2"	2"	TBHPCP	146.
 Snap-On Wire Cover	For Tone Fixed Width Bases	28"	7 1/4"	2 1/2"	TBSCPC	108.
 Power Strip, 10' Power Cord	For Tone Height-Adjustable Tables, 4 Outlets For Tone Height-Adjustable Tables, 8 Outlets	12"	2"	2"	TBPS12 TBPS24	410. 430.

Order Code	Specification Information	Application Notes
Digital Control Switch <i>Example:</i> TBCP TB Tone Base CP Cleat Plate	1. Digital Control Switch ships with wood screws, and 31 1/2" power cord. 2. Z-Manager must be specified for either Tone Standard Electric or Tone Extended Electric.	1. Digital Control Switch is not handed. 2. Cleat Plate mounts between the crossbars of Tone and can also be mounted behind the crossbars. 3. Z-Manager for Tone Standard Electric and Extended Electric Tone are installed from the underside of the worksurface to the underside of the foot on either side of the leg. Foot is pre-drilled to accept the Z-Manager.

The Tone Hinged Wire Cover includes J-Brackets for mounting on the outside of the Tone crossbars. The Snap-On Wire Cover friction fits to Tone Fixed Width crossbars and is not compatible with Tone Adjustable Width bases. The Vertical Wire Manager manages the table power cord.

description	type	w	d	h	pattern no.	list
Z-Manager 	For Tone Extended Electric Height Range				TBZEX	\$229.
	For Tone Standrd Electric Height Range				TBZES	222.
Vertical Wire Manager 	For Tone Extended Electric	1"	3/4"	16 1/2"	TBVWMEX	35.
	For Tone Standard Electric	1"	3/4"	20"	TBVWMES	35.
Casters 	Kit of 4, all locking	2"	1 1/2"	1 1/2"	TBCAS	84.
Chicago 9' Power Cord	For use in City of Chicago	108"			TBPCH	48.
Worksurface Reinforcement 		54"	4"		DB1WR54	77.
		60"	4"		DB1WR60	78.
		66"	4"		DB1WR66	81.
		72"	4"		DB1WR72	84.
Flat Brackets (Single Pack) 	For 30"D Worksurfaces	3 3/4"	20 15/16"		DB1F30SP	38.
	For 24"D Worksurfaces	3 3/4"	14 5/8"		DB1F24SP	33.
Flat Brackets (Pack of 10) 	For 30"D Worksurfaces	3 3/4"	20 15/16"		DB1F30TP	302.
	For 24"D Worksurfaces	3 3/4"	14 5/8"		DB1F24TP	263.
Worksurface Collision sensor 	For use with Tone Standard Electric and Extended Electric Bases	4"	6 1/4"	1 1/2"	TBWCS	206.

Order Code

Digital Control Switch

Example: **TBCP**

TB Tone Base

CP Cleat Plate

Specification Information

1. Digital Control Switch ships with wood screws, and 31 1/2" power cord.
2. Z-Manager must be specified for either Tone Standard Electric or Tone Extended Electric.

Application Notes

1. Digital Control Switch is not handed.
2. Cleat Plate mounts between the crossbars of Tone and can also be mounted behind the crossbars.
3. Z-Manager for Tone Standard Electric and Extended Electric Tone are installed from the underside of the worksurface to the underside of the foot on either side of the leg. Foot is pre-drilled to accept the Z-Manager.

The Tone Hinged Wire Cover includes J-Brackets for mounting on the outside of the Tone crossbars. The Snap-On Wire Cover friction fits to Tone Fixed Width crossbars and is not compatible with Tone Adjustable Width bases.

The Vertical Wire Manager manages the table power cord.

description	type	w	d	h	pattern no.	list
Carpet Gripper	Kit of 4, for use with Glides™	1 1/2"		1/2"	TBCG	\$8.



Order Code

Digital Control Switch

Example: **TBCP**

TB Tone Base

CP Cleat Plate

Specification Information

1. Digital Control Switch ships with wood screws, and 31 1/2" power cord.

2. Z-Manager must be specified for either Tone Standard Electric or Tone Extended Electric.

Application Notes

1. Digital Control Switch is not handed.

2. Cleat Plate mounts between the crossbars of Tone and can also be mounted behind the crossbars.

3. Z-Manager for Tone Standard Electric and Extended Electric Tone are installed from the underside of the worksurface to the underside of the foot on either side of the leg. Foot is pre-drilled to accept the Z-Manager.

The Tone Hinged Wire Cover includes J-Brackets for mounting on the outside of the Tone crossbars. The Snap-On Wire Cover friction fits to Tone Fixed Width crossbars and is not compatible with Tone Adjustable Width bases.

The Vertical Wire Manager manages the table power cord.

Alpha-Numeric Index

<i>pattern no.</i>	<i>page</i>	<i>pattern no.</i>	<i>page</i>	<i>pattern no.</i>	<i>page</i>	<i>pattern no.</i>	<i>page</i>
DB1F24SP	36	TBCEXAS29	17	TBCHF4728	18	TBKFASM16	25
DB1F24TP	36	TBCEXF3522	12	TBCHF5322	18	TBKFF444416	24
DB1F30SP	36	TBCEXF3523	14	TBCHF5328	18	TBKPAM16	23
DB1F30TP	36	TBCEXF3528	12	TBCHF5922	18	TBKPAS16	23
DB1WR54	36	TBCEXF3529	14	TBCHF5928	18	TBKPASM16	23
DB1WR60	36	TBCEXF4122	12	TBCHF6522	18	TBKPF444416	22
DB1WR66	36	TBCEXF4123	14	TBCHF6528	18	TBPCCH	36
DB1WR72	36	TBCEXF4128	12	TBCHF7122	18	TBPS12	35
TB2DPD	35	TBCEXF4129	14	TBCHF7128	18	TBPS24	35
TBCAS	36	TBCEXF4722	12	TBCHXAL22	21	TBSCPC	35
TBCEAL22	9	TBCEXF4723	14	TBCHXAL28	21	TBTEAL28	9
TBCEAL23	11	TBCEXF4728	12	TBCHXAM22	21	TBTEAL30	11
TBCEAL28	9	TBCEXF4729	14	TBCHXAM28	21	TBTEAM28	9
TBCEAL29	11	TBCEXF5322	12	TBCHXAS22	21	TBTEAM30	11
TBCEAM22	9	TBCEXF5323	14	TBCHXAS28	21	TBTEAS28	9
TBCEAM23	11	TBCEXF5328	12	TBCHXF3522	20	TBTEAS30	11
TBCEAM28	9	TBCEXF5329	14	TBCHXF3528	20	TBTEF4128	6
TBCEAM29	11	TBCEXF5922	12	TBCHXF4122	20	TBTEF4130	8
TBCEAS22	9	TBCEXF5923	14	TBCHXF4128	20	TBTEF4728	6
TBCEAS23	11	TBCEXF5928	12	TBCHXF4722	20	TBTEF4730	8
TBCEAS28	9	TBCEXF5929	14	TBCHXF4728	20	TBTEF5328	6
TBCEAS29	11	TBCEXF6522	12	TBCHXF5322	20	TBTEF5330	8
TBCEF3522	6	TBCEXF6523	14	TBCHXF5328	20	TBTEF5928	6
TBCEF3523	8	TBCEXF6528	12	TBCHXF5922	20	TBTEF5930	8
TBCEF3528	6	TBCEXF6529	14	TBCHXF5928	20	TBTEF6528	6
TBCEF3529	8	TBCEXF7122	12	TBCHXF6522	20	TBTEF6530	8
TBCEF4122	6	TBCEXF7123	14	TBCHXF6528	20	TBTEF7128	6
TBCEF4123	8	TBCEXF7128	12	TBCHXF7122	20	TBTEF7130	8
TBCEF4128	6	TBCEXF7129	14	TBCHXF7128	20	TBTEXAL28	15
TBCEF4129	8	TBCFAL22	25	TBCP	35	TBTEXAL30	17
TBCEF4722	6	TBCFAL28	25	TBCPAL22	23	TBTEXAM28	15
TBCEF4723	8	TBCFAM22	25	TBCPAL28	23	TBTEXAM30	17
TBCEF4728	6	TBCFAM28	25	TBCPAM22	23	TBTEXAS28	15
TBCEF4729	8	TBCFAS22	25	TBCPAM28	23	TBTEXAS30	17
TBCEF5322	6	TBCFAS28	25	TBCPAS22	23	TBTEXF4128	12
TBCEF5323	8	TBCFF3522	24	TBCPAS28	23	TBTEXF4130	14
TBCEF5328	6	TBCFF3528	24	TBCPF3522	22	TBTEXF4728	12
TBCEF5329	8	TBCFF4122	24	TBCPF3528	22	TBTEXF4730	14
TBCEF5922	6	TBCFF4128	24	TBCPF4122	22	TBTEXF5328	12
TBCEF5923	8	TBCFF4722	24	TBCPF4128	22	TBTEXF5330	14
TBCEF5928	6	TBCFF4728	24	TBCPF4722	22	TBTEXF5928	12
TBCEF5929	8	TBCFF5322	24	TBCPF4728	22	TBTEXF5930	14
TBCEF6522	6	TBCFF5328	24	TBCPF5322	22	TBTEXF6528	12
TBCEF6523	8	TBCFF5922	24	TBCPF5328	22	TBTEXF6530	14
TBCEF6528	6	TBCFF5928	24	TBCPF5922	22	TBTEXF7128	12
TBCEF6529	8	TBCFF6522	24	TBCPF5928	22	TBTEXF7130	14
TBCEF7122	6	TBCFF6528	24	TBCPF6522	22	TBTAL28	25
TBCEF7123	8	TBCFF7122	24	TBCPF6528	22	TBTAM28	25
TBCEF7128	6	TBCFF7128	24	TBCPF7122	22	TBTAS28	25
TBCEF7129	8	TBCG	37	TBCPF7128	22	TBTFF4128	24
TBCEXAL22	15	TBCHAL22	19	TBHCPC	35	TBTFF4728	24
TBCEXAL23	17	TBCHAL28	19	TBKEAM16	10	TBTFF5328	24
TBCEXAL28	15	TBCHAM22	19	TBKEAS16	10	TBTFF5928	24
TBCEXAL29	17	TBCHAM28	19	TBKEASM16	10	TBTFF6528	24
TBCEXAM22	15	TBCHAS22	19	TBKEF444416	7	TBTG	35
TBCEXAM23	17	TBCHAS28	19	TBKEXAM16	15	TBTHAL28	19
TBCEXAM28	15	TBCHF3522	18	TBKEXAS16	15	TBTHAM28	19
TBCEXAM29	17	TBCHF3528	18	TBKEXASM16	15	TBTHAS28	19
TBCEXAS22	15	TBCHF4122	18	TBKEXF444416	13	TBTHF4128	18
TBCEXAS23	17	TBCHF4128	18	TBKFAM16	25	TBTHF4728	18
TBCEXAS28	15	TBCHF4722	18	TBKFAS16	25	TBTHF5328	18

Tone Height Adjustable Tables

<i>pattern no.</i>	<i>page</i>	<i>pattern no.</i>	<i>page</i>	<i>pattern no.</i>	<i>page</i>	<i>pattern no.</i>	<i>page</i>
TBTHF5928	18	TTDR4629N	29	TTRR4635N	33	TTYRC5730	27
TBTHF6528	18	TTDR4635N	29	TTRR5223N	33	TTYRC5736	27
TBTHXAL28	21	TTDR5223N	29	TTRR5229N	33	TTYRC6324	27
TBTHXAM28	21	TTDR5229N	29	TTRR5235N	33	TTYRC6330	27
TBTHXAS28	21	TTDR5235N	29	TTRR5823N	33	TTYRC6336	27
TBTHXF4128	20	TTDR5823N	29	TTRR5829N	33	TTYRC6924	27
TBTHXF4728	20	TTDR5829N	29	TTRR5835N	33	TTYRC6930	27
TBTHXF5328	20	TTDR5835N	29	TTRR6423N	33	TTYRC6936	27
TBTHXF5928	20	TTDR6423N	29	TTRR6429N	33	TTYRC7524	27
TBTHXF6528	20	TTDR6429N	29	TTRR6435N	33	TTYRC7530	27
TBTPAL28	23	TTDR6435N	29	TTRR7023N	33	TTYRC7536	27
TBT PAM28	23	TTDR7023N	29	TTRR7029N	33	TTYV4724	26
TBT PAS28	23	TTDR7029N	29	TTRR7035N	33	TTYV4727	26
TBT PF4128	22	TTDR7035N	29	TTRR7623N	33	TTYV5324	26
TBT PF4728	22	TTDR7623N	29	TTRR7629N	33	TTYV5327	26
TBT PF5328	22	TTDR7629N	29	TTRR7635N	33	TTYV5924	26
TBT PF5928	22	TTDR7635N	29	TTRRC4023	34	TTYV5927	26
TBT PF6528	22	TTDRC4023N	31	TTRRC4029	34		
TBTR	35	TTDRC4029N	31	TTRRC4623	34		
TBVEAS16	10	TTDRC4623N	31	TTRRC4629	34		
TBVEF454516	7	TTDRC4629N	31	TTRRC4635	34		
TBVEF515116	7	TTDRC4635N	31	TTRRC5223	34		
TBVEF575716	7	TTDRC5223N	31	TTRRC5229	34		
TBVEXAS16	16	TTDRC5229N	31	TTRRC5235	34		
TBVEXF454516	13	TTDRC5235N	31	TTRRC5823	34		
TBVEXF515116	13	TTDRC5823N	31	TTRRC5829	34		
TBVEXF575716	13	TTDRC5829N	31	TTRRC5835	34		
TBV FAS16	25	TTDRC5835N	31	TTRRC6423	34		
TBV FF454516	24	TTDRC6423N	31	TTRRC6429	34		
TBV FF515116	24	TTDRC6429N	31	TTRRC6435	34		
TBV FF575716	24	TTDRC6435N	31	TTRRC7023	34		
TBV PAS16	23	TTDRC7023N	31	TTRRC7029	34		
TBV PF454516	22	TTDRC7029N	31	TTRRC7035	34		
TBV PF515116	22	TTDRC7035N	31	TTRRC7623	34		
TBV PF575716	22	TTDRC7623N	31	TTRRC7629	34		
TBV WMES	36	TTDRC7629N	31	TTRRC7635	34		
TBV WMEX	36	TTDRC7635N	31	TTYR3924	26		
TBWCS	36	TTDV4623N	30	TTYR3930	26		
TBZES	36	TTMK464623	32	TTYR4524	26		
TBZEX	36	TTMK464629	32	TTYR4530	26		
TTAR4023	28	TTMR4023	32	TTYR4536	26		
TTAR4029	28	TTMR4029	32	TTYR5124	26		
TTAR4623	28	TTMR4623	32	TTYR5130	26		
TTAR4629	28	TTMR4629	32	TTYR5136	26		
TTAR4635	28	TTMR4635	32	TTYR5724	26		
TTAR5223	28	TTMR5223	32	TTYR5730	26		
TTAR5229	28	TTMR5229	32	TTYR5736	26		
TTAR5235	28	TTMR5235	32	TTYR6324	26		
TTAR5823	28	TTMR5823	32	TTYR6330	26		
TTAR5829	28	TTMR5829	32	TTYR6336	26		
TTAR5835	28	TTMR5835	32	TTYR6924	26		
TTAR6423	28	TTMR6423	32	TTYR6930	26		
TTAR6429	28	TTMR6429	32	TTYR6936	26		
TTAR6435	28	TTMR6435	32	TTYR7524	26		
TTAR7023	28	TTMR7023	32	TTYR7530	26		
TTAR7029	28	TTMR7029	32	TTYR7536	26		
TTAR7035	28	TTMR7035	32	TTYRC3924	27		
TTAR7623	28	TTMR7623	32	TTYRC3930	27		
TTAR7629	28	TTMR7629	32	TTYRC4524	27		
TTAR7635	28	TTRK464623N	33	TTYRC4530	27		
TTDK464623N	30	TTRK464629N	33	TTYRC4536	27		
TTDK464629N	30	TTRR4023N	33	TTYRC5124	27		
TTDR4023N	29	TTRR4029N	33	TTYRC5130	27		
TTDR4029N	29	TTRR4623N	33	TTYRC5136	27		
TTDR4623N	29	TTRR4629N	33	TTYRC5724	27		

Selling Policy

	<p>This Selling Policy supercedes all previous selling policies. Prices, discounts and product offerings are subject to change without notice.</p>
Terms & Conditions of Sales	<p>Sales by Knoll, Inc. or Knoll North America Corp. ("Seller") of Knoll Product Lines (hereinafter "Products") within the United States and Canada are made only on the terms which are contained in this Selling Policy. Seller hereby gives notice of its objection to any different or additional terms and conditions. This sale is expressly conditional upon Purchaser's assent to the terms and conditions set forth below. Additional terms and conditions may apply to KnollStudio and KnollTextiles orders. These terms and conditions may be modified or supplemented only by a written document signed by an authorized representative of Seller. These terms and conditions supercede any prior and/or contemporaneous agreements or correspondence between Purchaser and Seller. Written quotations expire thirty (30) days from the date of issuance and can be withdrawn by written notice anytime during that period. Where Purchaser and Seller have entered into the Knoll Electronic Terms and Conditions, all orders, acknowledgements, invoices and other business communications placed or transmitted in accordance with the Knoll Electronic Terms and Conditions shall be deemed to be in writing and signed and shall be valid for all purposes as if they were originated and maintained in documentary form.</p>
Ordering Information	<p>All orders must be in writing. The product pattern number(s) contained on Seller's order acknowledgement shall be the final expression of the order.</p>
Order Confirmation	<p>A purchase order is not binding on Seller until Purchaser has received Seller's order confirmation or acknowledgment.</p>
Pricing Policies	<p>List prices are subject to change without notice.</p> <p>List prices shall be those prices in effect on the date of receipt of a complete purchase order unless shipment is requested more than ninety (90) days after order entry in which case prices in effect on the date of shipment apply. List prices include specified freight costs. Unless specified in writing by Seller, no other charges are included in Seller's list prices.</p>
Taxes	<p>All sales, use, excise and other taxes applicable to the sale of the Products shall be paid by Purchaser. If Purchaser claims an exemption from any tax, Purchaser shall submit to Seller the appropriate exemption certificates.</p>
Terms of Payment	<p>Payment for one hundred percent (100%) of the net order amount is due within thirty (30) days of the date of invoice, which is generally issued upon shipment. In case of any discrepancies, such as shortages, and Seller is notified in writing within ten (10) days of receipt of Product, only that portion may be deducted and the balance paid. For orders greater than \$100,000 net, a fifty percent (50%) deposit is due at the time of order placement, with the remainder due within thirty (30) days of the date of invoice.</p> <p>KnollStudio orders less than \$2,000 require payment for one hundred percent (100%) of the net order amount (including any applicable sales tax and charges for inside delivery, special packaging, etc.), due at time of order placement. For KnollStudio orders greater than \$2,000, a one-half (50%) deposit is due at time of order placement with the remainder (including any applicable sales tax and charges for inside delivery, special packaging, etc.) due prior to shipment.</p> <p>If, in the judgment of Seller, Purchaser's financial condition does not justify the terms of the payment, Seller may require full or partial payment in advance.</p> <p>Past due accounts shall be charged one and one-half percent (1.5%) per month, or the highest rate permitted by law, whichever is less, and will be added to the outstanding balance. In the event Purchaser defaults on payment, Purchaser shall be liable for all collection costs, including reasonable attorney's fees and costs.</p>
Changes and Cancellation	<p>Purchase orders may not be changed or cancelled, in whole or in part, without prior written consent of Seller. Changes may effect delivery dates. Expenses incurred because of changes shall be charged to Purchaser. In the event of cancellations, Purchaser will be liable for reasonable cancellation charges established by Seller. Orders for special Product, orders including "COM" (hereinafter defined) material and orders pursuant to expedited delivery programs, may not be canceled.</p>
Freight Prepaid	<p>Freight is prepaid and included in the price of all Products, except KnollTextiles, within the 48 contiguous United States for orders placed with Knoll, Inc. and within Canada, excluding the Yukon, Northwest Territories, Nunavut and Newfoundland for orders placed with Knoll North America Corp. Packing is tested for rigorous motion and transportation but is not guaranteed to protect furniture from all conditions. If special packaging is required for any reason, please consult with your sales representative or dealer. Seller shall select the method of shipment and routing. Freight for all KnollTextiles orders is prepaid and added to the invoice.</p>
Delivery/Freight Charges	<p>Shipments outside the contiguous 48 United States and Canada shall be shipped F.O.B. Origin.</p> <p>For shipments outside the contiguous United States and Canada, Purchaser is responsible for the cost of freight from point of embarkation, including any handling and transportation charges incidental to loading at the point of departure and unloading at the final destination.</p> <p>Conditions beyond the control of Seller, including weather, available facilities and traffic conditions, may affect exact time of delivery. Seller shall not be responsible for specific carrier delivery date or time unless it has made a specific delivery commitment, in writing.</p> <p>Nonstandard methods of shipment and/or additional services are available upon request. Purchaser will be billed for the differential cost of any special services in excess of standard surface carrier freight costs. Premium charges, at Purchaser's request, will be added for airfreight, exclusive use of vehicle and extra, export or special packaging. Accessorial charges will be added for inside delivery, extra labor, reconsignment and redelivery.</p> <p>Partial shipments may be made and invoiced by Seller.</p>
Claims	<p>All shipments for Knoll Products within the contiguous United States and Canada are F.O.B. Origin. All risk of loss passes to Purchaser at time of delivery to carrier. Purchaser shall inspect all Products upon receipt and notify Seller within ten (10) working days after receipt of any damage or defects which are, or should be, apparent from an inspection of the Product and its packaging. Failure of Purchaser to notify Seller during the ten (10) working day period shall constitute acceptance of the Products and waiver of any apparent defects, errors or shortages. For all claims relating to Product damaged in transit or for any other claims relating to or arising out of the transportation of the Product, Purchaser must seek recovery from the carrier and Seller has no liability to Purchaser for such claims. Seller may, upon request, assist Purchaser with filing of such claims with the carrier, but Seller will not be liable for any of these transportation related claims.</p>
Seller's Security Interest	<p>Until Seller receives the full payment for the Product, Seller shall have a security interest in the Product. Purchaser agrees to perform all acts, including but not limited to the execution and filing of documentation, which may be necessary to perfect and assure the security interest of Seller.</p>
Returns	<p>The return of Products without a written authorization by Seller shall not be accepted. To receive authorization for Product return, please call Customer Service. All Products that are returned pursuant to a valid authorization shall be subject to a twenty-five percent (25%) of list restocking charge. Products not currently offered for sale by Seller (including COM) shall not be authorized for return. All returned Products must be unused, in original condition and in the original Seller packing cartons. No refund or credit shall be given for damaged Products.</p>
Held Orders/Storage	<p>If Purchaser requests that an order be held or delayed, prices and terms and conditions in effect at the time of shipment shall apply. If Purchaser requests a delay after the time when Seller can defer production, Purchaser will be invoiced for the Product, payable in accordance with standard terms, when the order is ready for shipment. Seller may transfer the Product to storage, in which case all expenses incurred in connection with storage, including demurrage, preparation for storage, storage charges and handling shall be payable by Purchaser upon submission of invoices by Seller. Risk of loss to the Product shall pass to the Purchaser upon delivery of the Product into storage.</p>

Selling Policy

Customer's Own Material	<p>A Purchaser who requests a fabric or other surface material not standard to Seller's line of Products ("COM") must submit samples of the requested material to Seller prior to entry of a purchaser order. Seller shall determine if the material is suitable to its manufacturing processes and meets any requirements of Underwriters Laboratories. If the COM is acceptable, Seller will then establish a price for using the COM or the Product in question. For a description of the procedures for submitting samples and testing, contact customer resources or your sales representative. Seller shall have no responsibility for the appearance, condition, performance, durability, colorfastness or any other physical attribute of the COM. Purchaser shall indemnify and hold Seller harmless for any damages, injuries or losses arising out of or related to use of the COM on the Product.</p>
Warranty	<p>Seller warrants to the original Purchaser only that the Products Seller manufactures and sells to Purchaser are free of defects in workmanship and materials, during the applicable warranty period set forth below.</p> <p>Warranty period set forth below is for 24-hour, 7 days a week, multi shift use (includes parts and labor to repair).</p> <p>Should any failure to conform with this limited warranty appear to a Product listed below during the applicable warranty period from the date of shipment, Seller shall, upon prompt written notice, repair or replace, at its option and costs, the affected part or parts.</p> <p><i>Product and Period of Warranty</i></p> <p><i>Lifetime: Antenna Workspaces, AutoStrada, Calibre, Crinion Open Table, Currents, Dividends Horizon, Morrison, Reff Profiles laminate, Rockwell Unscripted, Series 2 Storage, Template, Quoin and other non-wood components (except cascade edge worksurfaces, operational parts, controls, electrical, Lighting, Series 2 Veneer Front Storage, digital locks, upholstery, textiles and leathers, special or custom products, see below)</i></p> <p><i>12 Years: Chadwick, Generation by Knoll, k. task, Life, Moment, MultiGeneration by Knoll, Ollo, ReGeneration by Knoll, Remix, and Toboggan seating (except seating upholstery, textiles, leathers and finishes, see below).</i></p> <p><i>10 Years: Anchor Storage except digital locks, Antenna Workspaces, AutoStrada, Crinion Open Table, Dividends Horizon, Dividends Horizon Satellite Surfaces, Reff Profiles, Rockwell Unscripted, Quoin wood components, Template wood components, Series 2 Veneer Front Storage, cascade edge worksurfaces, Wood Casegoods (The Graham Collection) (except wood casegoods upholstered surfaces, see below), Reuter overheads, Reuter vertical storage, KnollExtra Sapper Monitor Arm Collection, Sapper XYZ Monitor Arm Series, Adjustable keyboard mechanisms and platforms, Communication Boards (except fabric board textiles, cork and FilzFelt, see below), Smokador collection (except leathers, see below), Orchestra Universal Systems Accessories, k. lounge structural components, KnollStudio Pixel and Propeller, Tone bases and k.screens.</i></p> <p><i>5 Years: Operational parts, controls, electrical, Lighting (except light ballasts, bulbs and power supply, see below), special or custom product, wood veneer products and plywood, Currents handcrank, KnollStudio, Rockwell Unscripted wire bases, Spark Series seating structural elements, structural elements of all KnollStudio outdoor products including all Richard Schultz designed products, KnollExtra CPU holders and all universal storage drawers and Power Collection, k. bench (except changes in finish, see below) and k. stand bases (except changes in finish, see below).</i></p> <p><i>3 Years: Rockwell Unscripted upholstery (except textiles and leather), Office Seating upholstery, textiles, leathers and finishes. Fabric boards textiles and Smokador Collection leathers, KnollExtra Pop Up Screens.</i></p> <p><i>2 Years: Anchor Storage digital locks, Quoin digital locks, all other KnollExtra product and KnollTextiles Ultrasuede.</i></p> <p><i>1 Year: Light ballasts, bulbs and power supply, seating upholstered arm pads and soft arm pads, wood casegoods upholstered surfaces. KnollStudio, outdoor product finishes, k. lounge upholstery and k. lounge fabric. Rockwell Unscripted fabric and accessories, Spinneybeck leathers, and KnollTextiles upholstery except Ultrasuede.</i></p> <p>This warranty does not apply to:</p> <ul style="list-style-type: none">• Damage caused by a carrier other than the Seller.• Normal wear and tear or acts or omissions of parties other than Seller (including user modification, improper use or installation of Products).• COM or other third party materials applied to Products.• Products not installed by or under the auspices of a Knoll Dealer.• Dramatic temperature variations or exposure to unusual conditions.• Changes in surface finishes, including colorfastness due to aging or exposure to light.• Except as specifically noted above, textiles and upholstery supplied by KnollTextiles and Spinneybeck FilzFelt (consult current price lists for applicable warranties). <p>Natural variations occurring in wood, marble, and leather shall not be considered defects, and the Seller does not guarantee the colorfastness or matching of the colors, grains or textures, or surface hardness of such materials. The Seller also does not guarantee the colorfastness of fiberglass panel surfaces.</p> <p>THE EXPRESS WARRANTIES CONTAINED HEREIN ARE IN LIEU OF ALL OTHER WARRANTIES, EXPRESS OR IMPLIED, INCLUDING ANY WARRANTIES OF MERCHANTABILITY AND FITNESS FOR PARTICULAR PURPOSE AND ALL OTHER WARRANTIES ARISING FROM COURSE OF DEALING OR USAGE OF TRADE.</p> <p>The remedies provided above are the Purchaser's sole remedies for any failure of Seller to comply with its obligations regarding the workmanship of its Products. Correction of any nonconformity in the manner and for the period of time provided shall constitute complete fulfillment of all liabilities of Seller, with respect to or arising out of the Product furnished hereunder.</p>
Delay/Force Majeure	<p>Seller shall not be liable for failure to perform or for delay in performance due to fire, flood, strike or other labor difficulty, act of God, act of war or terrorism, act of any governmental authority or of the Purchaser, riot, embargo, fuel or energy shortage, wrecks or delay in transportation, inability to obtain necessary labor, materials or manufacturing facilities from usual sources or failure of suppliers to meet their contractual obligations, or due to any cause beyond its reasonable control. If any such event occurs, Seller may extend delivery dates by a period of time necessary to overcome the effect of such delay, allocate available Product or cancel any purchase order.</p>
Compliance with Law	<p>PURCHASER IS SOLELY RESPONSIBLE FOR COMPLIANCE WITH ALL APPLICABLE FEDERAL, STATE AND LOCAL LAWS, ORDINANCES, REGULATIONS, RULES AND STANDARDS RELATING TO THE INSTALLATION, MAINTENANCE, USE AND OPERATION OF THE PRODUCTS.</p>
Patents	<p>Subject to the following provisions, Seller shall, at its own expense, defend or, at its option, settle any claim, suit or proceeding brought against the Purchaser, and/or its vendees, mediate and immediate, so far as based on an allegation that any Product or any part thereof furnished hereunder constitutes a direct or a contributory infringement of any claim of any patent of the United States or Canada. This obligation shall be effective only if Purchaser shall have made all payments then due hereunder and if Seller is notified promptly in writing and given authority, information and assistance for the defense of said claim, suit or proceeding. Seller shall pay all damages and costs awarded in such suit or proceedings so defended.</p> <p>The foregoing indemnity does not apply to the following:</p> <ul style="list-style-type: none">• Products supplied according to a design other than that of Seller, and which is required by the Purchaser.• Combination of the Product with another product not furnished hereunder unless Seller is a contributory infringer.• Any settlements of a suit or proceeding made without Seller's written consent.
Limitations of Liability	<p>SELLER, ITS CONTRACTORS, AUTHORIZED DEALERS AND SUBCONTRACTORS OR SUPPLIERS OF ANY TIER SHALL NOT BE LIABLE TO PURCHASER FOR ANY SPECIAL, INDIRECT, INCIDENTAL OR CONSEQUENTIAL DAMAGES ARISING FROM A BREACH OF THIS AGREEMENT.</p> <p>Purchaser's remedies set forth herein are exclusive and the liability of Seller with respect to the breach of this agreement or any contract entered into between the parties pursuant hereto shall not exceed the price of the Product or part on which such liability is based.</p>

General Ordering Information

The Products

This guide encompasses all standard products for this product group.

Sizes

Dimensions listed in this guide are indicated as:

H = height

W = width

D = depth

Dia. = diameter

Rad. = radius

Pricing

All prices shown are list.

How to Order

Select pattern numbers and quantities required for your complete installation. Product questions can be addressed in the specific sections of this guide or by contacting your sales representative or customer resource representative at 1-800-343-5665.

Next, select options (if required), along with colors and finishes appropriate to each product. Reference the Finishes and Fabrics pages for color designations.

On large installations, an item's "designated area" can be specified to assist in product organization and handling.

To expedite complete / correct entry of your order, be certain all pattern numbers, quantities, colors and area identifications are completely specified. Also, include complete purchase order numbers, bill-to and ship-to addresses, a contact name and specific factory shipping dates required.

Mail all orders to:

Knoll, Inc.

1235 Water Street

P.O. Box 157

East Greenville, PA 18041

Attention: Order Entry

Once your order is entered at Knoll, an acknowledgment will be mailed to you. You will be advised of your scheduled shipping date within five days of the original acknowledgment. If it is necessary to revise your order, please contact your customer resource representative.

Sustainability Statement

Sustainable design is a key component of Knoll's environmental focus. Our commitment to social responsibility and a healthy environment has prompted us to further articulate our longstanding environmental programs and, with encouragement and support from our colleagues in the industry, we have re-energized our focus on such "green" initiatives as life cycle analysis and LEED™ certification. Knoll is proud to have contributed to projects that have received LEED certification from the U.S. Green Building Council.

For the latest information on Knoll products that help our customers achieve LEED certification, log on to knoll.com, click on "About Knoll" and then "Environmental Focus."