

Knoll Office

Islands Collection by Knoll®

X-Base Tables

Product Detail ●

Designed by
Dan Grabowski



Knoll

Islands Collection by Knoll

X-Base Tables

Imaginative in form, function and materials, Islands, designed by Dan Grabowski, shapes the conversation and supports work in a variety of office spaces. Islands includes a range of table styles for use throughout the workplace, including meeting and conference tables as well as side, coffee, dining and café tables.

Defined by a streamlined center column that maximizes knee clearance and discreetly manages cables down the column via cable clips, X-Base tables are available in thirteen widths, three depths, twelve shapes, six heights and three edge profiles.

Warranty

Laminate Worksurface: Lifetime; Veneer Worksurface: 10 Years;
Electrical: 5 Years



STATEMENT OF LINE



Round
D: 30, 36, 42"
H: 12, 15, 18, 29, 36, 42"



Square
D: 30, 36, 42"
H: 12, 15, 18, 29, 36, 42"



Soft Square
D: 30, 36, 42"
H: 12, 15, 18, 29, 36, 42"



Soft Pentagon
D: 30, 36, 42"
H: 12, 15, 18, 29, 36, 42"



Organic Pentagon A
D: 30, 36, 42"
H: 12, 15, 18, 29, 36, 42"



Organic Pentagon B
D: 30, 36, 42"
H: 12, 15, 18, 29, 36, 42"



Racetrack
D: 36, 42, 48"
W: 72, 78, 84, 90, 96, 108"
H: 29"



Rectilinear
D: 36, 42, 48"
W: 72, 78, 84, 90, 96, 108"
H: 29"



Rectilinear Curved Corners
D: 36, 42, 48"
W: 72, 78, 84, 90, 96, 108"
H: 29"



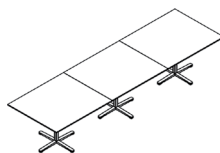
Soft Rectilinear
D: 36, 42, 48"
W: 72, 78, 84, 90, 96, 108"
H: 29"



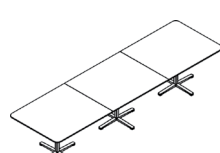
Round Rectilinear
D: 36, 42, 48"
W: 72, 78, 84, 90, 96, 108"
H: 29"




Racetrack
D: 36, 42, 48"
W: 120, 132, 144, 156"
H: 29"



Rectilinear
D: 36, 42, 48"
W: 120, 132, 144, 156"
H: 29"



Rectilinear Curved Corners
D: 36, 42, 48"
W: 120, 132, 144, 156"
H: 29"



Soft Rectilinear
D: 36, 42, 48"
W: 120, 132, 144, 156"
H: 29"




Round Rectilinear
D: 36, 42, 48"
W: 120, 132, 144, 156"
H: 29"

+ Select tables are offered with glides or casters

FINISHES

Please visit knoll.com/surface-finish-library to view all finishes and swatches.



Tops

-  Solid Laminate
-  Wood Grain Laminate




- V1** Techwood Veneer*
- V2** Natural Veneer & Premium Techwood Veneer*
- V3** Premium Natural Veneer*

*V1, V2 & V3 Veneer tops available with synthetic edge

Legs

-  Knoll Core Paints
-  Polished

Edge

-  Square
-  Thick Bevel
-  Thin Bevel

Power & Data

-  Drop-in power outlet
-  Surface mounted power square