

# Temporary Signage for Returning to a Healthy Workplace

A Ready-to-print Package of Environmental Graphics

.....

Educating the workforce on new office changes and procedures will be essential to ensuring a smooth workplace re-entry process. Installing temporary environmental signage throughout the office is one way you can help to clearly communication workplace changes to associates.

To help facility the process, this document provides some ease-to-use graphics you can use as part of your communication plan to welcome associates and guests safely back to your workplace.

You can simply print these signs locally on your ink jet or laser printer. Print on 8½ x11" paper and laminate or mount as desired.

**Face masks  
are required  
beyond this  
point.**

Thank you for  
your cooperation.



**Please maintain  
a safe distance  
of at least 6 ft.  
between people.**



**Please respect  
social distancing  
guidelines  
upon entering  
the elevator.**



# Kitchen & Pantry Etiquette

Use gloves to handle food

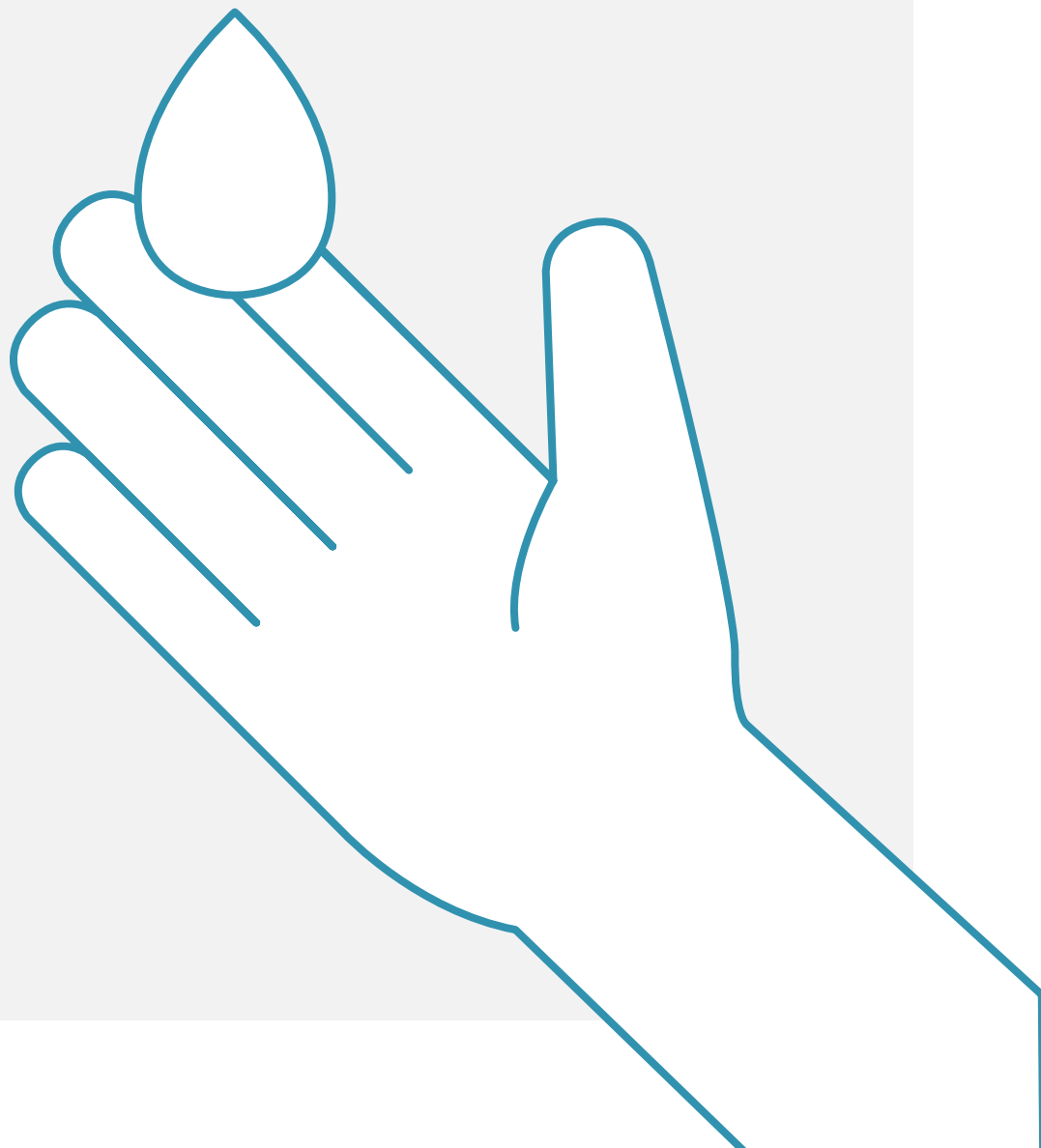
---

Place all used dishes into the dishwasher

---

Wipe down counters and clean all surfaces after use

**Please wash  
your hands with  
soap for at least  
20 seconds.**



**Please wipe  
down surfaces  
after use.**



---

**These supplies  
are for use by  
associates and  
guests.**

**Kindly take only  
what you need.**



# Maximum Capacity

1

---

# Maximum Capacity

2

# Maximum Capacity

3

---

# Maximum Capacity

5

---

# Maximum Capacity


8

---

# Maximum Capacity

# 10

**This way  
please**






**This way  
please**



**This way  
please**



**This way  
please**

