

# k. stand

Price List  
March 2020



Knoll

# Table of Contents

k.™ stand

Introduction	Knoll and Sustainable Design	2
	Finish Options	3
	k.™ stand Height Adjustable Tables	5
Bases	k.stand Standard Electric	6
	k.stand Extended Electric	7
	k.™ base Standard and Extended Electric	8
Tops	Antenna Workspaces Worksurfaces	10
	Reff Profiles Worksurfaces	13
	Dividends Horizon Worksurfaces	16
	Postform Worksurfaces	18
	AutoStrada Worksurfaces	19
Accessories	Accessories	20
Alpha-Numeric Index		22
Selling Policy		23
General Ordering Information		25

# Knoll and Sustainable Design

---

Each year Knoll sets key initiatives in the journey to sustainability. Focused on our impact to people and planet, Knoll reports material health product attributes and sets operational targets to reduce greenhouse gas emissions, waste generation and water use (in our North American facilities.)

Material transparency is a core Knoll sustainable design value, enabling us to optimize the design and performance of our products. Our material health program utilizes independent third-party certifications that provide an impartial and trustworthy foundation for industry-wide transparency. Certification by respected third parties ensures that all manufacturers are held to the same high standards. Knoll certifications include: Forest Stewardship Council (FSC®), Intertek's Clean Air Program, Business and Institutional Furniture Manufacturer's Association (BIFMA) LEVEL® certification, International Living Future Institute's (ILFI) Declare labelling and Certified Environmental Product Declarations. In addition, Knoll is aligned with the U.S. Green Building Council and can help organizations achieve credits for Leadership in Energy and Environmental Design (LEED®), WELL and the Living Building Challenge (LBC) building certifications.

In our manufacturing operations, we focus on efficiency and impact. Knoll Office and Knoll Europe manufacturing locations are ISO 14001:2015 certified. Knoll sets objectives and targets to reduce energy, water and waste. These initiatives are part of a long-term strategy to further reduce energy consumption and lower our carbon footprint.

We also believe in helping our customers find viable options when decommissioning furniture or other related assets. ANEW's Full Circle Program, in partnership with Knoll, allows customers to leverage buy-back and re-sale programs as well as explore options for repurposing or recycling that mitigate landfill impact through energy-from-waste conversion.

For more information about Knoll and sustainable design, visit [www.knoll.com/environment](http://www.knoll.com/environment).

**k.™ stand Paint Finish**

B Black  
W White  
G Grey

**k.™ base Paint Finish**

KBB k.bench Black  
KBW k.bench White

**Wood Finishes**

New codes begin with a three digit numeric sequence, followed by a letter suffix. Each letter suffix (A-F) represents a different combination of pore fill options and gloss levels.

<b>Code</b>	<b>V1 TECHWOOD</b>	<b>Code</b>	<b>V2 PREMIUM TECHWOOD</b>	<b>Code</b>	<b>V3 PREMIUM VENEER</b>
638	Blond Maple	647	White Pine	039	Pippy Oak *
628	Dark Mahogany	640	Ebony	044	Figured Sycamore
639	Light Cherry	642	Grigio		
641	Black Oak				
506	Maple		<b>V2 NATURAL VENEER</b>		
509	Cherry	020	Natural Oak		
512	Medium Walnut	038	Rustic Walnut *		
513	Medium Teak	017	Light Walnut		
514	Espresso	002	Bronze Cherry		
637	Natural	006	Maple		
644	Light Walnut	021	Peacock Green Walnut		
645	Dove Grey	022	Old English Walnut		
		037	Birch		

	<b>Gloss Level</b>	<b>Fill Level</b>
A	Low Gloss	Closed Pore
B	Medium Gloss	Closed Pore
C	High Gloss	Closed Pore
D	Low Gloss	Open Pore
E	Medium Gloss	Open Pore
F	High Gloss	Open Pore

**Edge Options for Veneers**

WOOD Complementary Wood  
SYN Complementary Synthetic  
WPLY Wood Ply Edge \*  
SPLY Synthetic Ply Edge \*

\* Ply Edge available on Birch (037) worksurfaces.

**\*Note:**

-Synthetic Edge option is available on worksurfaces, only.

-Finishes with \* are available on worksurfaces only.

For more detailed information on Veneer finishes, please refer to the Wood Finish Matrix on the Knoll.com

## Laminate Finishes

### Core Laminate

#### Surface / Edge

- 111 Jet Black\*\*
- 114 Folkstone Grey\*\*
- 115 Medium Grey\*\*
- 117 Soft Grey\*\*
- 118 Bright White\*\*
- 119 Pumice\*\*
- 121 Micro Grey \*
- 122 Brushed Sand \*
- 123 Brushed Grey \*
- 128 Fog\*\*
- 129 Micro Sand \*

\*121, 122, 123, 129 Not available with matching edge option, and only available on worksurfaces.

\*\*Melamine worksurface finish, excluding AutoStrada, and Currents.

Note: All core Laminate worksurfaces are available with matching and non matching edges. ie; A worksurface in 118, can have 139 edge finish.

### Wood Grain Laminates

#### Surface / Edge

- 124 Medium Chery\*\*
- 125 Natural Maple\*\*
- 126 Natural Cherry\*\*
- 127 Walnut\*\*
- 139 Light Ash\*\*
- 140 Warm Ash\*\*
- 141 Whitened Ash\*\*
- 142 Grey Ash\*\*
- 143 Classic Oak\*\*
- 144 Graphite Pear\*\*
- 145 Zebra
- 147 Silverwood\*\*
- 148 Smokewood\*\*
- 149 Barnwood\*\*

#### Additional Edge Options for Laminate worksurfaces (only):

- WPLY Ply Edge - Wood (V1 Pricing)
- SPLY Ply Edge - Synthetic (L Pricing)

### Impact Resistant Laminate

#### Core & Wood Grain Laminates

#### Surface / Edge

- 911 Jet Black
- 914 Folkstone Grey
- 917 Soft Grey
- 918 Bright White
- 919 Pumice
- 924 Medium Cherry
- 925 Natural Maple
- 926 Natural Cherry
- 927 Walnut
- 928 Fog

**Note:** *The Rules of Wood Grain Laminates, applies to the Impact Resistant Laminates. 25% Upcharge applies to the laminate pricing for the Impact Resistant Laminates.*

**Note:** For Tone Profiles, AutoStrada and Antenna / Telescope you can chose from V1, V2 and V3. For Dividends Horizon you can chose from V1 only.

**Please refer to individual price lists for detailed information on finish options.**

# k.™ stand Height Adjustable Tables

## *Base Types and Height Ranges*

k.™ stand

---

k.™ stand is available in Electric or Extended Electric base styles only. k.™ stand bases are adjusted with button controls mounted along the front edge of the top. There are two switch options; a Standard Switch and Digital Switch. The Standard Switch features Up and Down buttons only. The Digital Switch includes Up and Down buttons a digital read out, and a programmable upper and lower limit.

Power Requirements Per k.™ stand Table: 120-240V at 50-60 Hz, 3.2A at 120V running draw

Start Up Draw: ≤ 4A

Running Draw: ≤ 3.2A

Standby Draw: <0.2W

<b>Base Type</b>	<b>k.™ stand Standard Electric</b>	<b>k.™ stand Extended Electric</b>
<b>Height Range</b>	27.6 - 46.1"	24.4 - 50"
<b>Adjustment</b>	1-2" per second	1-2" per second
<b>Load Capacity</b>	265 lbs	265 lbs


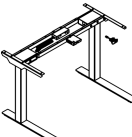
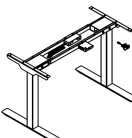
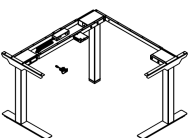
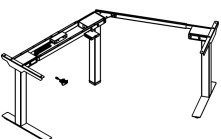
*\*Height ranges shown do not include top thickness*

Published heights are measured to the underside of the worksurface. When planning with storage or other object under the desk, account for 2 1/2" of base structure. Do not specify items that interfere with the travel of the table.

Casters raise the overall height of the table 1 1/2".

k.stand Standard Electric  
Adjustable Width Base

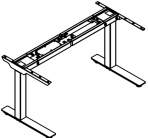
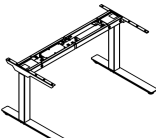

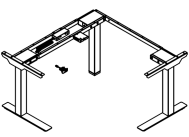
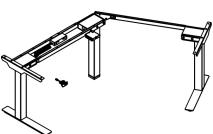
k.™ stand

description	type	w	d	pattern no.	List Price
24" Deep C-Leg Bases 	Adjustable-width base for use with tops 42 - 84"W	41 - 59 1/2"	21 3/4"	<b>KHATB2CEA24G( ) ( )</b>	\$1,993.
30" Deep C-Leg Bases 	Adjustable-width base for use with tops 42 - 84"W	41 - 59 1/2"	27 3/4"	<b>KHATB2CEA30G( ) ( )</b>	1,993.
30" Deep T-Leg Base 	Adjustable-width base for use with tops 42 - 84"W	41 - 59 1/2"	27 3/4"	<b>KHATB2TEA30G( ) ( )</b>	1,993.
90° Corner Base 	Adjustable-width base for use with rectangular worksurfaces with perpendicular returns. Supports 47" - 78" per side.	Side A: 46 1/2" - 65" Side B: 46 1/4" - 64 1/2"	21 3/4"	<b>KHATB2KEA24G( ) ( )</b>	3,030.
120° Corner Base 	For use with 48", 54" and 60"W 120° Tops	Side A: 45 1/4" - 63 1/2" Side B: 43 1/4" - 61 3/4"	21 3/4"	<b>KHATB2VEA24G( ) ( )</b>	3,030.

Order Code	Specification Information	Application Notes	Notes
<b>C-Leg Bases</b>			
<i>Example:</i> <b>KHATBCEA24GS, W</b>			
<b>KHATB2</b>	k.™ stand base	Bases are designed for use with corresponding worksurfaces to create freestanding tables. Worksurfaces must be specified separately.	When planning with objects, like storage under the table, a Digital Switch must be specified and the lower limit must be set to prevent collisions.
<b>C</b>	C-Leg		
<b>E</b>	Electric	Base comes with worksurface mounting hardware.	Casters cannot be used on rectangular 24"D C-Leg bases. Casters cannot be used on any table with privacy screens or modesties.
<b>A</b>	Adjustable Width		
<b>24</b>	Depth	Maximum of 15" worksurface overhang on one or both sides permitted.	
<b>G</b>	Glides		
<b>S</b>	Standard Switch		A stiffener is recommended on all worksurfaces.
<b>W</b>	White Finish	Corner base max per side dimension is measured along back edge of top and includes depth of attached top.	A stiffener is required on rectangular worksurfaces 72" (nominal) or wider on all returns on 90° Corner Bases.

# k.stand Extended Electric Adjustable Width Base

k.™ stand

description	type	w	d	pattern no.	list
24" Deep C-Leg Bases 	Adjustable-width base for use with tops 42 - 84"W	41 - 59 1/2"	21 3/4"	<b>KHATB2CEXA24G( ) ( )</b>	\$2,278.
30" Deep C-Leg Bases 	Adjustable-width base for use with tops 42 - 84"W	41 - 59 1/2"	27 3/4"	<b>KHATB2CEXA30G( ) ( )</b>	2,278.
30" Deep T-Leg Base 	Adjustable-width base for use with tops 42 - 84"W	41 - 59 1/2"	27 3/4"	<b>KHATB2TEXA30G( ) ( )</b>	2,278.
90° Corner Base 	Adjustable-width base for use with rectangular worksurfaces with perpendicular returns. Supports 47" - 78" per side	Side A: 46 1/2" - 65" Side B: 46 1/4" - 64 1/2"	21 3/4"	<b>KHATB2KEXA24G( ) ( )</b>	4,100.
120° Corner Base 	For use with 48", 54" and 60"W 120° Top	Side A: 45 1/4" - 63 1/2" Side B: 43 1/4" - 61 3/4"	21 3/4"	<b>KHATB2VEXA24G( ) ( )</b>	4,100.

Order Code	Specification Information	Application Notes	Notes
<b>C-Leg Bases</b>	<ol style="list-style-type: none"> <li>Switch Style: "D" specifies the Digital Switch, which includes digital display and two programmable height settings. Add \$50 list for the Digital Switch. "T" specifies the red Toggle Switch. Add \$35 list for the Toggle Switch.</li> <li>Base Finish: Available in fully painted Black, White or Grey</li> </ol>	<p>Bases are designed for use with corresponding worksurfaces to create freestanding tables. Worksurfaces must be specified separately.</p> <p>Base comes with worksurface mounting hardware. Maximum of 15" worksurface overhang on one or both sides permitted.</p> <p>Corner base per side dimension is measured along back edge of top and includes depth of attached top.</p>	<p>When planning with objects, like storage under the table, a Digital Switch must be specified and the lower limit must be set to prevent collisions.</p> <p>Casters cannot be used on rectangular 24"D C-Leg Bases. Casters cannot be used on any table with privacy screens or modesties.</p> <p>A stiffener is recommended on all worksurfaces. A stiffener is required on rectangular worksurfaces 72" (nominal) or wider and all returns on 90° Corner Bases.</p>
<i>Example:</i> <b>KHATBCEA24GS, W</b>			
<b>KHATB2</b> k.™ stand base			
<b>C</b> C-Leg			
<b>E</b> Electric			
<b>A</b> Adjustable Width			
<b>24</b> Depth			
<b>G</b> Glides			
<b>S</b> Standard Switch			
<b>W</b> White Finish			



k.<sup>TM</sup> base Standard and Extended Electric  
*k.<sup>TM</sup> base Height Adjustable Tables*  
*Base Types and Height Ranges*

k.<sup>TM</sup> stand

---

k.<sup>TM</sup> base is available in Electric or Extended Electric base styles only. k.<sup>TM</sup> base bases are adjusted with button controls mounted along the front edge of the top. The k.<sup>TM</sup> base Digital Switch includes Up and Down buttons, four programmable presets, and digital read out. The k.<sup>TM</sup> base digital switch offers the ability to program an upper and lower limit to prevent collisions with objects above or under the table.

Base Type	k. <sup>TM</sup> base standard Electric	k. <sup>TM</sup> base Extended Electric
Height Range	26.2 - 45.3"	21.4 - 47.6"
Adjustment	1-2" per second	1-2" per second
Load Capacity	250 lbs	250 lbs

*\*Height ranges shown do not include top thickness*

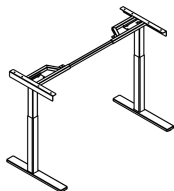
Published heights are measured to the underside of the worksurface. When planning with storage or other object under the desk, account for 2½" of base structure. Do not specify items that interfere with the travel of the table.

Casters raise the overall height of the table 2 ½".


# k.<sup>TM</sup> base Standard and Extended Electric Adjustable Width Base

k.<sup>TM</sup> stand


description	type	w	d	pattern no.	List Price
Standard Electric 24" Deep C-Leg k. base	Adjustable-width base for use with tops 42 - 84"W	36 - 64"	23.6"	<b>KBCEA24GD( )</b>	\$1,585.




Standard Electric 30" Deep C-Leg k. base	Adjustable-width base for use with tops 42 - 84"W	36 - 64"	26.6"	<b>KBCEA30GD( )</b>	1,585.
---	--	----------	-------	---------------------	--------



Extended Electric 24" Deep C-Leg k. base	Adjustable-width base for use with tops 42 - 84"W	36 - 64"	23.6"	<b>KBCEXA24GD( )</b>	1,805.
---	--	----------	-------	----------------------	--------



Extended Electric 30" Deep C-Leg k. base	Adjustable-width base for use with tops 42 - 84"W	36 - 64"	26.6"	<b>KBCEXA30GD( )</b>	1,805.
---	--	----------	-------	----------------------	--------



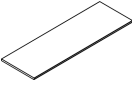
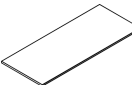
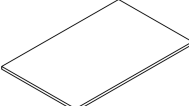
Order Code	Specification Information	Application Notes	Notes
<b>C-Leg Bases</b>	1. Base Finish: Available in fully painted k. bench black and k. bench white.	Bases are designed for use with k.stand worksurfaces. k.stand are pre-drilled for use with both k.stand and k. base.	When planning with objects, like storage under the table, use a Digital Switch to program the lower limit to prevent collisions.
<b>Example: KBCEA24GD-KBB</b>			
<b>KB</b>	k. <sup>TM</sup> base		
<b>C</b>	C-Leg	Base comes with worksurface mounting hardware.	Casters cannot be used on any table with privacy or modesty screens.
<b>E</b>	Electric		
<b>A</b>	Adjustable Width	Maximum of 10" worksurface overhang on one or both sides permitted.	A worksurface stiffener is required on all rectangular worksurfaces used on k. base.
<b>24</b>	Depth		
<b>G</b>	Glides		
<b>D</b>	Digital Switch		
<b>KBB</b>	k. bench black		

# Antenna Workspaces Worksurfaces

## Tops for C-Leg and T-Leg Bases

### 24", 30" and 36" Deep Rectangular

k.™ stand

description	type	w*	w	d	h	pattern no.	laminate (L)	M/V1(V)	V2(V)	V3(V)
 Antenna C-Leg Tops, 24" Deep	For 24"D C-Leg Base	48"	45"	24"	1 1/4"	<b>KHATTYR4524( )</b>	\$343.	\$591.	\$679.	\$920.
	For 24"D C-Leg Base	54"	51"	24"	1 1/4"	<b>KHATTYR5124( )</b>	371.	630.	725.	980.
	For 24"D C-Leg Base	60"	57"	24"	1 1/4"	<b>KHATTYR5724( )</b>	400.	670.	773.	1,044.
	For 24"D C-Leg Base	66"	63"	24"	1 1/4"	<b>KHATTYR6324( )</b>	432.	699.	803.	1,084.
	For 24"D C-Leg Base	72"	69"	24"	1 1/4"	<b>KHATTYR6924( )</b>	450.	724.	836.	1,126.
	For 24"D C-Leg Base	78"	75"	24"	1 1/4"	<b>KHATTYR7524( )</b>	486.	759.	874.	1,179.
 Antenna C-Leg and T-Leg Tops, 30" Deep	For 30"D C-Leg & T-Leg Bases	48"	45"	30"	1 1/4"	<b>KHATTYR4530( )</b>	400.	665.	766.	1,031.
	For 30"D C-Leg & T-Leg Bases	54"	51"	30"	1 1/4"	<b>KHATTYR5130( )</b>	454.	706.	810.	1,093.
	For 30"D C-Leg & T-Leg Bases	60"	57"	30"	1 1/4"	<b>KHATTYR5730( )</b>	500.	745.	855.	1,157.
	For 30"D C-Leg & T-Leg Bases	66"	63"	30"	1 1/4"	<b>KHATTYR6330( )</b>	558.	759.	874.	1,179.
	For 30"D C-Leg & T-Leg Bases	72"	69"	30"	1 1/4"	<b>KHATTYR6930( )</b>	577.	785.	903.	1,220.
	For 30"D C-Leg & T-Leg Bases	78"	75"	30"	1 1/4"	<b>KHATTYR7530( )</b>	618.	818.	939.	1,272.
 Antenna T-Leg Tops, 36" Deep	For 30"D T-Leg Base	48"	45"	36"	1 1/4"	<b>KHATTYR4536( )</b>	439.	718.	827.	1,115.
	For 30"D T-Leg Base	54"	51"	36"	1 1/4"	<b>KHATTYR5136( )</b>	498.	759.	874.	1,179.
	For 30"D T-Leg Base	60"	57"	36"	1 1/4"	<b>KHATTYR5736( )</b>	551.	799.	919.	1,239.
	For 30"D T-Leg Base	66"	63"	36"	1 1/4"	<b>KHATTYR6336( )</b>	613.	839.	963.	1,299.
	For 30"D T-Leg Base	72"	69"	36"	1 1/4"	<b>KHATTYR6936( )</b>	634.	878.	1,010.	1,364.
	For 30"D T-Leg Base	78"	75"	36"	1 1/4"	<b>KHATTYR7536( )</b>	677.	919.	1,057.	1,425.

\* Nominal Width




Order Code	Specification Information	Application Notes	Options
<b>Antenna Tops</b>	<b>Antenna Tops</b>	<b>Antenna Tops</b>	<b>Antenna Tops</b>
<i>Example:</i> <b>KHATTYR5130L, 118, 118</b>	<i>To order, specify:</i>	Worksurfaces are pre-drilled with pilot for use with wood screws.	Top Finish Options:
<b>KHATT</b> k.™ stand top	1. Pattern number	Actual worksurfaces are undersized by 1 1/2" on each side edge.	Add an (L) for laminate,
<b>Y</b> Antenna Style	2. Top Finish		(V) for veneer suffix or
<b>R</b> Rectangular Top	3. Edge Finish (laminate and mixed tops only)	A stiffener is recommended on all worksurfaces. A stiffener is required on rectangular worksurfaces 72" (nominal) or wider and on all returns on 90° Corner Bases.	(M) for mixed (laminate with wood edge) suffix
<b>51</b> Width			to pattern number.
<b>30</b> Depth			
<b>L</b> Laminate			
<b>118</b> Bright White Laminate			
<b>118</b> Bright White Edge			

# Antenna Workspaces Worksurfaces

## Radiused Tops for C-Leg and T-Leg Bases

### 24" , 30" and 36" Deep

k.™ stand

description	type	w*	w	d	h	pattern no.	laminate (L)	M/V1(V)	V1(V)	V2(V)	V3(V)
Antenna Rectangular Radiused Top 24" Deep 	For use with 24"D C-Leg Base	45"	48"	24"	1 1/4"	<b>KHATTYRC4524( )</b>	\$428.	\$738.	\$738.	\$850.	\$1,151.
		51"	54"	24"	1 1/4"	<b>KHATTYRC5124( )</b>	464.	788.	788.	907.	1,225.
		57"	60"	24"	1 1/4"	<b>KHATTYRC5724( )</b>	500.	837.	837.	967.	1,306.
		63"	66"	24"	1 1/4"	<b>KHATTYRC6324( )</b>	541.	873.	873.	1,004.	1,356.
		69"	72"	24"	1 1/4"	<b>KHATTYRC6924( )</b>	562.	906.	906.	1,046.	1,408.
		75"	78"	24"	1 1/4"	<b>KHATTYRC7524( )</b>	607.	949.	949.	1,092.	1,474.
Antenna Rectangular Radiused Top 30" Deep 	For use with 30"D C-Leg & T-Leg Bases	45"	48"	30"	1 1/4"	<b>KHATTYRC4530( )</b>	500.	831.	831.	958.	1,289.
		51"	54"	30"	1 1/4"	<b>KHATTYRC5130( )</b>	567.	882.	882.	1,013.	1,367.
		57"	60"	30"	1 1/4"	<b>KHATTYRC5730( )</b>	625.	931.	931.	1,069.	1,446.
		63"	66"	30"	1 1/4"	<b>KHATTYRC6330( )</b>	698.	949.	949.	1,069.	1,474.
		69"	72"	30"	1 1/4"	<b>KHATTYRC6930( )</b>	722.	982.	982.	1,128.	1,525.
		75"	78"	30"	1 1/4"	<b>KHATTYRC7530( )</b>	773.	1,036.	1,036.	1,174.	1,590.
Antenna Rectangular Radiused Top 36" Deep 	For use with 30"D T-Leg Bases	57"	60"	36"	1 1/4"	<b>KHATTYRC5736( )</b>	689.	999.	999.	1,149.	1,549.
		45"	48"	36"	1 1/4"	<b>KHATTYRC4536( )</b>	549.	898.	898.	1,034.	1,393.
		51"	54"	36"	1 1/4"	<b>KHATTYRC5136( )</b>	622.	949.	949.	1,092.	1,474.
		63"	66"	36"	1 1/4"	<b>KHATTYRC6336( )</b>	766.	1,050.	1,050.	1,204.	1,625.
		69"	72"	36"	1 1/4"	<b>KHATTYRC6936( )</b>	794.	1,098.	1,098.	1,263.	1,704.
		75"	78"	36"	1 1/4"	<b>KHATTYRC7536( )</b>	847.	1,149.	1,149.	1,321.	1,781.

\* Nominal Width

Order Code	Specification Information	Application Notes	Options
<b>Antenna Tops</b>	<b>Antenna Tops</b>	<b>Antenna Tops</b>	<b>Antenna Tops</b>
<i>Example:</i> <b>KHATTYRC5730L, 118, 118</b>	<i>To order, specify:</i>	Worksurfaces are pre-drilled with pilot for use with wood screws.	Top Finish Options:
<b>KHATT</b> k.™ stand top	1. Pattern number	24", 30" and 36" rectangular worksurfaces are for use with corresponding depth fixed and height adjustable C-Leg bases and T-Leg bases.	Add an (L) for laminate, (V) for veneer suffix to pattern number.
<b>Y</b> Antenna Style	2. Top Finish		
<b>RC</b> Rectangular Radiused Top	3. Edge Finish (laminate and mixed tops only)	Actual worksurfaces are undersized by 1 1/2" on each side edge.	Veneer available with synthetic edge only.
<b>57</b> Width			
<b>30</b> Depth			
<b>L</b> Laminate			
<b>118</b> Bright White Laminate			
<b>118</b> Bright White Edge			

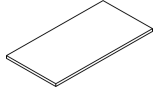
# Antenna Workspaces Worksurfaces

## Tops for 90 Degree and 120 Degree Bases

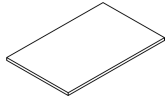
### 24" and 30" Deep

k.™ stand

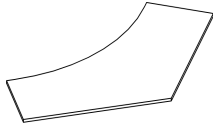
description	type	w*	w	d	h	pattern no.	laminate (L)	M/V1(V)	V1(V)	V2(V)	V3(V)
Antenna Top for Corner Bases, 24" Deep	Primary top for 90° Corner Base. To be used with perpendicular return.	47"	47"	24"	1 1/4"	<b>KHATTYR4724( )</b>	\$343.	\$591.	\$591.	\$679.	\$920.



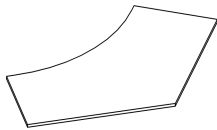
Antenna Top for Corner Bases 30" Deep	Primary top for 90° Corner Base. To be used with perpendicular return.	47"	47"	30"	1 1/4"	<b>KHATTYR4730( )</b>	400.	665.	665.	766.	1,031.
--	---	-----	-----	-----	--------	-----------------------	------	------	------	------	--------



Antenna 120° Top 24" Deep	For use with 24"D 120° Bases	48"	47"	24"	1 1/4"	<b>KHATTYV4724( )</b>	878.	1,937.	1,937.	2,228.	2,896.
	For use with 24"D 120° Bases	54"	53"	24"	1 1/4"	<b>KHATTYV5324( )</b>	936.	2,047.	2,047.	2,356.	3,061.
	For use with 24"D 120° Bases	60"	59"	24"	1 1/4"	<b>KHATTYV5924( )</b>	1,083.	n/a	n/a	n/a	n/a



Antenna 120° Top 30" Deep	For use with 24"D 120° Bases	48"	47"	30"	1 1/4"	<b>KHATTYV4730( )</b>	906.	2,000.	2,000.	2,265.	2,945.
	For use with 24"D 120° Bases	54"	53"	30"	1 1/4"	<b>KHATTYV5330( )</b>	1,118.	n/a	n/a	n/a	n/a
	For use with 24"D 120° Bases	60"	59"	30"	1 1/4"	<b>KHATTYV5930( )</b>	1,184.	n/a	n/a	n/a	n/a



\* Nominal Width

Order Code	Specification Information	Application Notes	Options
<b>Antenna Tops</b>	<b>Antenna Tops</b>	<b>Antenna Tops</b>	<b>Antenna Tops</b>
<i>Example:</i> <b>KHATTYR5130L, 118, 118</b>	<i>To order, specify:</i>	Worksurfaces are pre-drilled with pilot for use with wood screws.	Top Finish Options: Add an (L) for laminate, (V) for veneer suffix or (M) for mixed (laminate with wood edge) suffix to pattern number.
<b>KHATT</b> k.™ stand top	1. Pattern number	Actual worksurfaces are undersized by 1 1/2" on each side edge.	
<b>Y</b> Antenna Style	2. Top Finish	A stiffener is recommended on all worksurfaces. A stiffener is required on rectangular worksurfaces 72" (nominal) or wider and on all returns on 90° Corner Bases.	
<b>R</b> Rectangular Top	3. Edge Finish (laminate and mixed tops only)		
<b>51</b> Width			
<b>30</b> Depth			
<b>L</b> Laminate			
<b>118</b> Bright White Laminate			
<b>118</b> Bright White Edge			

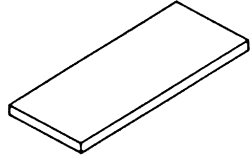
# Reff Profiles Worksurfaces

## Tops for C-Leg Tables

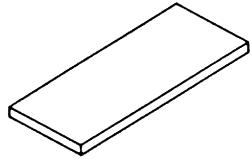
### 24", 30" and 36" Deep Rectangular

k.™ stand

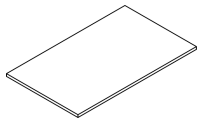
description	type	w*	w	d*	d	h	pattern no.	laminate (L)	M/V1(V)	V2(V)	V3(V)
Reff Profiles C-Leg Tops, 24" Deep	For 24"D C-Leg Base	48"	46"	24"	23"	1 1/4"	<b>KHATRR4623N</b>	\$508.	\$551.	\$631.	\$851.
	For 24"D C-Leg Base	54"	52"	24"	23"	1 1/4"	<b>KHATRR5223N</b>	543.	585.	675.	909.
	For 24"D C-Leg Base	60"	58"	24"	23"	1 1/4"	<b>KHATRR5823N</b>	588.	628.	719.	973.
	For 24"D C-Leg Base	66"	64"	24"	23"	1 1/4"	<b>KHATRR6423N</b>	602.	647.	746.	1,005.
	For 24"D C-Leg Base	72"	70"	24"	23"	1 1/4"	<b>KHATRR7023N</b>	633.	677.	781.	1,054.
	For 24"D C-Leg Base	78"	76"	24"	23"	1 1/4"	<b>KHATRR7623N</b>	660.	708.	819.	1,102.



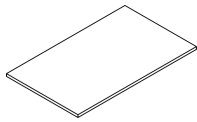
Reff Profiles C-Leg and T-Leg Tops, 30" Deep	For 30"D C-Leg & T-Leg Bases	48"	46"	30"	29"	1 1/4"	<b>KHATRR4629N</b>	578.	618.	709.	959.
	For 30"D C-Leg & T-Leg Bases	54"	52"	30"	29"	1 1/4"	<b>KHATRR5229N</b>	625.	670.	766.	1,034.
	For 30"D C-Leg & T-Leg Bases	60"	58"	30"	29"	1 1/4"	<b>KHATRR5829N</b>	647.	691.	794.	1,074.
	For 30"D C-Leg & T-Leg Bases	66"	64"	30"	29"	1 1/4"	<b>KHATRR6429N</b>	659.	707.	818.	1,101.
	For 30"D C-Leg & T-Leg Bases	72"	70"	30"	29"	1 1/4"	<b>KHATRR7029N</b>	679.	726.	832.	1,124.
	For 30"D C-Leg & T-Leg Bases	78"	76"	30"	29"	1 1/4"	<b>KHATRR7629N</b>	710.	758.	873.	1,177.



Reff Profiles T-Leg Tops, 36" Deep	For 30"D T-Leg Base	54"	52"	36"	35"	1 1/4"	<b>KHATRR5235N</b>	734.	788.	902.	1,212.
	For 30"D T-Leg Base	60"	58"	36"	35"	1 1/4"	<b>KHATRR5835N</b>	745.	798.	916.	1,236.
	For 30"D T-Leg Base	66"	64"	36"	35"	1 1/4"	<b>KHATRR6435N</b>	771.	825.	953.	1,284.
	For 30"D T-Leg Base	72"	70"	36"	35"	1 1/4"	<b>KHATRR7035N</b>	798.	855.	984.	1,329.
	For 30"D T-Leg Base	78"	76"	36"	35"	1 1/4"	<b>KHATRR7635N</b>	850.	912.	1,049.	1,416.



Reff Profiles T-Leg Tops, 36" Deep	For 30"D T-Leg Base	48"	46"	36"	35"	1 1/4"	<b>KHATRR4635N</b>	673.	723.	833.	1,119.
---------------------------------------	---------------------	-----	-----	-----	-----	--------	--------------------	------	------	------	--------



\* Nominal Width

Order Code	Specification Information	Application Notes	Options
<b>Reff Profiles Tops</b>	<b>Reff Profiles Tops</b>	<b>Reff Profiles Tops</b>	<b>Reff Profiles Tops</b>
<i>Example:</i> <b>KHATRR5229NL, 118</b>	<i>To order, specify:</i>	Worksurfaces are pre-drilled with pilot for use with wood screws.	Top Finish Options: Add an (L) for laminate, (V) for veneer suffix or (M) for mixed (laminate with wood edge) suffix to pattern number.
<b>KHATT</b> k.™ stand top	1. Pattern number	Actual worksurfaces are undersized by 1" on each side edge and by 1" on the back side.	
<b>R</b> Reff Profiles Top	2. Top Finish		
<b>R</b> Rectangular Top	3. Edge Finish (laminate and mixed tops only)	A stiffener is recommended on all worksurfaces. A stiffener is required on rectangular worksurfaces 72" (nominal) or wider and on all returns on 90° Corner Bases.	
<b>52</b> Width			
<b>29</b> Depth			
<b>N</b> No Grommet			
<b>L</b> Laminate			
<b>118</b> Bright White Laminate			
<b>118</b> Bright White Edge			

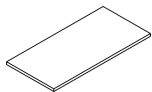
# Reff Profiles Worksurfaces

## Tops for C-Leg Tables

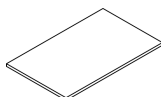
### 24", 30" and 36" Deep Rectangular

k.™ stand

description	type	w*	w	d*	d	h	pattern no.	laminate (L)	M/V1(V)	V2(V)	V3(V)
Reff Profiles Top for Corner Bases 24" Deep	Primary top for 90° Degree Corner Base. To be used with perpendicular return.	47"	47"	24"	23"	1 1/4"	<b>KHATRRR4723N</b>	\$508.	\$551.	\$631.	\$851.



Reff Profiles Top for Corner Bases, 30" Deep	Primary top for 90° Degree Corner Base. To be used with perpendicular return.	47"	47"	30"	29"	1 1/4"	<b>KHATRRR4729N</b>	578.	618.	709.	959.
--	---	-----	-----	-----	-----	--------	---------------------	------	------	------	------



\* Nominal Width




Order Code	Specification Information	Application Notes	Options
<b>Reff Profiles Tops</b>	<b>Reff Profiles Tops</b>	<b>Reff Profiles Tops</b>	<b>Reff Profiles Tops</b>
<i>Example:</i> <b>KHATRRR5229NL, 118</b>	<i>To order, specify:</i>	Worksurfaces are pre-drilled with pilot for use with wood screws.	Top Finish Options:
<b>KHATT</b> k.™ stand top	1. Pattern number	Actual worksurfaces are undersized by 1" on each side edge and by 1" on the back side.	Add an (L) for laminate, (V) for veneer suffix or (M) for mixed (laminate with wood edge) suffix
<b>R</b> Reff Profiles Top	2. Top Finish		to pattern number.
<b>R</b> Rectangular Top	3. Edge Finish (laminate and mixed tops only)		
<b>52</b> Width			
<b>29</b> Depth		A stiffener is recommended on all worksurfaces. A stiffener is required on rectangular worksurfaces 72" (nominal) or wider and on all returns on 90° Corner Bases.	
<b>N</b> No Grommet			
<b>L</b> Laminate			
<b>118</b> Bright White Laminate			
<b>118</b> Bright White Edge			

# Reff Profiles Worksurfaces

## Radiused Tops for C-Leg and T-Leg Tables

### 24" , 30" and 36" Deep

k.™ stand

description	type	w*	w	d*	d	h	pattern no.	laminate (L)	M/V1(V)	V2(V)	V3(V)
Reff Profiles Rectangular Radiused Top 24" Deep 	For use with 24"D C-Leg Base	48"	46"	24"	23"	1 1/4"	<b>KHATTRRC4623N</b>	\$634.	\$689.	\$789.	\$1,064.
		54"	52"	24"	23"	1 1/4"	<b>KHATTRRC5223N</b>	679.	731.	844.	1,137.
		60"	58"	24"	23"	1 1/4"	<b>KHATTRRC5823N</b>	735.	786.	899.	1,216.
		66"	64"	24"	23"	1 1/4"	<b>KHATTRRC6423N</b>	752.	809.	932.	1,257.
		72"	70"	24"	23"	1 1/4"	<b>KHATTRRC7023N</b>	792.	846.	976.	1,317.
		78"	76"	24"	23"	1 1/4"	<b>KHATTRRC7623N</b>	825.	885.	1,024.	1,378.
Reff Profiles Rectangular Radiused Top 30" Deep 	For use with 30"D C-Leg & T-Leg Base	48"	46"	30"	29"	1 1/4"	<b>KHATTRRC4629N</b>	722.	773.	886.	1,199.
		54"	52"	30"	29"	1 1/4"	<b>KHATTRRC5229N</b>	782.	837.	958.	1,293.
		60"	58"	30"	29"	1 1/4"	<b>KHATTRRC5829N</b>	809.	864.	993.	1,343.
		68"	64"	30"	29"	1 1/4"	<b>KHATTRRC6429N</b>	824.	884.	1,023.	1,376.
		72"	70"	30"	29"	1 1/4"	<b>KHATTRRC7029N</b>	849.	907.	1,040.	1,405.
		78"	76"	30"	29"	1 1/4"	<b>KHATTRRC7629N</b>	887.	948.	1,092.	1,472.
Reff Profiles Rectangular Radiused Top 36" Deep 	For use with 30"D T-Leg Bases	48"	46"	36"	35"	1 1/4"	<b>KHATTRRC4635N</b>	840.	904.	1,041.	1,399.
		54"	52"	36"	35"	1 1/4"	<b>KHATTRRC5235N</b>	918.	985.	1,128.	1,515.
		60"	58"	36"	35"	1 1/4"	<b>KHATTRRC6435N</b>	931.	998.	1,144.	1,545.
		66"	64"	36"	35"	1 1/4"	<b>KHATTRRC5835N</b>	964.	1,031.	1,191.	1,606.
		72"	70"	36"	35"	1 1/4"	<b>KHATTRRC7035N</b>	998.	1,069.	1,230.	1,661.
		78"	76"	36"	35"	1 1/4"	<b>KHATTRRC7635N</b>	1,062.	1,139.	1,311.	1,771.

\* Nominal Width

Order Code	Specification Information	Application Notes	Options
<b>Reff Profiles Tops</b>	<b>Reff Profiles Tops</b>	<b>Reff Profiles Tops</b>	<b>Reff Profiles Tops</b>
<i>Example:</i> <b>KHATTRRC5229L, 118, 118</b>	<i>To order, specify:</i>	Worksurfaces are pre-drilled with pilot for use with wood screws.	Top Finish Options: Add an (L) for laminate, (V) for veneer suffix to pattern number.
<b>KHATT</b> k.™ stand top	1. Pattern number	Actual worksurfaces are undersized by 1" on each side edge and 1" on the back side.	Veneer available with synthetic edge only.
<b>R</b> Reff Profiles Top	2. Grommet Option		
<b>RC</b> Rectangular Radiused Top	3. Top Finish		
<b>52</b> Width	4. Edge Finish (laminate and mixed tops only)		
<b>29</b> Depth			
<b>N</b> No Grommet			
<b>L</b> Laminate			
<b>118</b> Bright White Laminate			
<b>118</b> Bright White Edge			



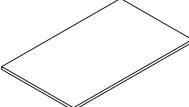
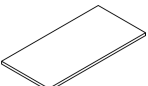
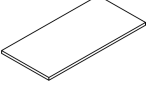


# Dividends Horizon Worksurfaces

## Tops for C-Leg Tables

### 24" and 30" Deep Rectangular

k.™ stand

description	type	w*	w	d*	d	h	pattern no.	Laminate w/ ABS edge	Laminate with woodgrain edge	Techwood w/ Techwood Edge
Dividends Horizon C-Leg Tops, 24" Deep 	For 24"D C-Leg Base	48"	46"	24"	23"	1 1/4"	<b>KHATTDR4623N</b>	\$343.	\$379.	\$618.
	For 24"D C-Leg Base	54"	52"	24"	23"	1 1/4"	<b>KHATTDR5223N</b>	373.	410.	652.
	For 24"D C-Leg Base	60"	58"	24"	23"	1 1/4"	<b>KHATTDR5823N</b>	405.	443.	683.
	For 24"D C-Leg Base	66"	64"	24"	23"	1 1/4"	<b>KHATTDR6423N</b>	434.	477.	712.
	For 24"D C-Leg Base	72"	70"	24"	23"	1 1/4"	<b>KHATTDR7023N</b>	453.	501.	744.
	For 24"D C-Leg Base	78"	76"	24"	23"	1 1/4"	<b>KHATTDR7623N</b>	488.	534.	779.
Dividends Horizon C-Leg & T-Leg Tops, 30" Deep 	For 30"D C-Leg & T-Leg Bases	48"	46"	30"	29"	1 1/4"	<b>KHATTDR4629N</b>	405.	443.	680.
	For 30"D C-Leg & T-Leg Bases	54"	52"	30"	29"	1 1/4"	<b>KHATTDR5229N</b>	457.	502.	710.
	For 30"D C-Leg & T-Leg Bases	60"	58"	30"	29"	1 1/4"	<b>KHATTDR5829N</b>	503.	555.	741.
	For 30"D C-Leg & T-Leg Bases	66"	64"	30"	29"	1 1/4"	<b>KHATTDR6429N</b>	559.	616.	769.
	For 30"D C-Leg & T-Leg Bases	72"	70"	30"	29"	1 1/4"	<b>KHATTDR7029N</b>	581.	636.	797.
	For 30"D C-Leg & T-Leg Bases	78"	76"	30"	29"	1 1/4"	<b>KHATTDR7629N</b>	620.	687.	836.
Dividends Horizon T-Leg Tops, 36" Deep 	For 30"D T-Leg Base	48"	46"	36"	35"	1 1/4"	<b>KHATTDR4635N</b>	528.	567.	807.
	For 30"D T-Leg Base	54"	52"	36"	35"	1 1/4"	<b>KHATTDR5235N</b>	583.	628.	837.
	For 30"D T-Leg Base	60"	58"	36"	35"	1 1/4"	<b>KHATTDR5835N</b>	644.	708.	878.
	For 30"D T-Leg Base	66"	64"	36"	35"	1 1/4"	<b>KHATTDR6435N</b>	711.	785.	909.
	For 30"D T-Leg Base	72"	70"	36"	35"	1 1/4"	<b>KHATTDR7035N</b>	785.	865.	942.
	For 30"D T-Leg Base	78"	76"	36"	35"	1 1/4"	<b>KHATTDR7635N</b>	836.	887.	950.
Dividends Tops for Corner Bases, 24" Deep 	Primary top for 90° Degree Corner Base. To be used with perpendicular return.	47"	47"	24"	23"	1 1/4"	<b>KHATTDR4723N</b>	343.	379.	618.
Dividends Top for Corner Bases, 30" Deep 	Primary top for 90° Degree Corner Base. To be used with perpendicular return.	47"	47"	30"	29"	1 1/4"	<b>KHATTDR4729N</b>	405.	443.	680.

\* Nominal Width

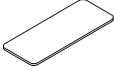
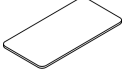

Order Code	Specification Information	Application Notes	Options
<b>Dividends Horizon Tops</b>	<b>Dividends Horizon Tops</b>	<b>Dividends Horizon Tops</b>	<b>Dividends Horizon Tops</b>
<i>Example:</i> <b>KHATTDR5429N, L 118</b>	<i>To order, specify:</i>	Worksurfaces are pre-drilled with pilot for use with wood screws.	Top Finish Options:
<b>KHATT</b> k.™ stand top	1. Pattern number	Actual worksurfaces are undersized by 1" on each side edge and by 1" on the back side.	Add an (L) for laminate to pattern number.
<b>D</b> Dividends Horizon Top	2. Top Finish		
<b>R</b> Rectangular Top	3. Edge Finish (laminate tops only)		
<b>54</b> Width			
<b>29</b> Depth		A stiffener is recommended on all worksurfaces. A stiffener is required on rectangular worksurfaces 72" (nominal) or wider and on all returns on 90° Corner Bases.	
<b>N</b> No Grommet			
<b>L</b> Laminate			
<b>118</b> Bright White Laminate			
<b>118</b> Bright White Edge			

# Dividends Horizon Worksurfaces

## Radiused Tops for C-Leg and T-Leg Tables

### 24" , 30" and 36" Deep

k.™ stand

description	type	w*	w	d*	d	h	pattern no.	Laminate	Laminate	Laminate
								w/ ABS edge	w/ woodgrain edge	w/ Techwood edge
Dividends Horizon Rectangular Radiused Top 24" Deep 	For use with 24"D C-Leg Base	48"	46"	24"	23"	1 1/4"	<b>KHATTDRC4623N</b>	\$428.	\$474.	\$773.
		54"	52"	24"	23"	1 1/4"	<b>KHATTDRC5223N</b>	467.	513.	815.
		60"	58"	24"	23"	1 1/4"	<b>KHATTDRC5823N</b>	506.	554.	855.
		66"	64"	24"	23"	1 1/4"	<b>KHATTDRC6423N</b>	542.	597.	890.
		72"	70"	24"	23"	1 1/4"	<b>KHATTDRC7023N</b>	566.	626.	929.
		78"	76"	24"	23"	1 1/4"	<b>KHATTDRC7623N</b>	610.	668.	974.
Dividends Horizon Rectangular Radiused Top 30" Deep 	For use with 30"D C-Leg & T-Leg Base	48"	46"	30"	29"	1 1/4"	<b>KHATTDRC4629N</b>	506.	554.	851.
		54"	52"	30"	29"	1 1/4"	<b>KHATTDRC5229N</b>	571.	627.	887.
		60"	58"	30"	29"	1 1/4"	<b>KHATTDRC5829N</b>	628.	694.	926.
		66"	64"	30"	29"	1 1/4"	<b>KHATTDRC6429N</b>	699.	770.	962.
		72"	70"	30"	29"	1 1/4"	<b>KHATTDRC7029N</b>	727.	796.	996.
		78"	76"	30"	29"	1 1/4"	<b>KHATTDRC7629N</b>	775.	860.	1,046.
Dividends Horizon Rectangular Radiused Top 36" Deep 	For use with 30"D T-Leg Base	48"	46"	36"	35"	1 1/4"	<b>KHATTDRC4635N</b>	661.	709.	1,009.
		54"	52"	36"	35"	1 1/4"	<b>KHATTDRC5235N</b>	729.	785.	1,047.
		60"	58"	36"	35"	1 1/4"	<b>KHATTDRC5835N</b>	805.	885.	1,098.
		66"	64"	36"	35"	1 1/4"	<b>KHATTDRC6435N</b>	888.	982.	1,136.
		72"	70"	36"	35"	1 1/4"	<b>KHATTDRC7035N</b>	982.	1,081.	1,178.
		78"	76"	36"	35"	1 1/4"	<b>KHATTDRC7635N</b>	1,046.	1,110.	1,187.

\* Nominal Width

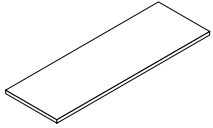
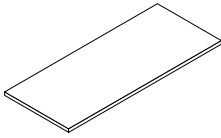
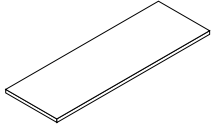
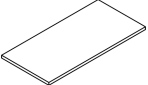
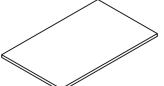
Order Code	Specification Information	Application Notes	Options
<b>Dividends Horizon Tops</b>	<b>Dividends Horizon Tops</b>	<b>Dividends Horizon Tops</b>	<b>Reff Profiles Tops</b>
<i>Example:</i> <b>KHATTRRC5229NL, 118</b>	<i>To order, specify:</i>	Worksurfaces are pre-drilled with pilot for use with wood screws.	Top Finish Options:
<b>KHATT</b> k.™ stand top	1. Pattern number	Actual worksurfaces are undersized by 1" on each side edge and 1" on the back side.	Add an (L) for laminate, (V) for veneer suffix to pattern number.
<b>D</b> Dividends Horizon Top	2. Grommet Option		
<b>RC</b> Rectangular Radiused Top	3. Top Finish		Veneer available with synthetic edge only.
<b>40</b> Width			
<b>29</b> Depth			
<b>N</b> No Grommet			
<b>L</b> Laminate			
<b>118</b> Bright White Laminate			

# Postform Worksurfaces

## Tops for C-Leg Tables

### 24", 30" and 36" Deep Rectangular

k.™ stand

description	type	w*	w	d*	d	h	pattern no.	L	V1	V2	
	For use with 24"D C-Leg Base	48"	46"	24"	23"	1 1/4"	<b>KHATTMR4623( )</b>	\$495.	\$815.	\$1,279.	
	For use with 30"D T-Leg Base	54"	52"	24"	23"	1 1/4"	<b>KHATTMR5223( )</b>	543.	916.	1,399.	
	For use with 24"D C-Leg Base	60"	58"	24"	23"	1 1/4"	<b>KHATTMR5823( )</b>	585.	960.	1,470.	
	For use with 24"D C-Leg Base	66"	64"	24"	23"	1 1/4"	<b>KHATTMR6423( )</b>	633.	1,060.	1,626.	
	For use with 24"D C-Leg Base	72"	70"	24"	23"	1 1/4"	<b>KHATTMR7023( )</b>	678.	1,130.	1,781.	
	For use with 24"D C-Leg Base	78"	76"	24"	23"	1 1/4"	<b>KHATTMR7623( )</b>	722.	1,166.	1,857.	
	For use with 30"D C-Leg & T-Leg Bases	48"	46"	30"	29"	1 1/4"	<b>KHATTMR4629( )</b>	564.	912.	1,395.	
	For use with 30"D C-Leg & T-Leg Bases	54"	52"	30"	29"	1 1/4"	<b>KHATTMR5229( )</b>	607.	1,012.	1,522.	
	For use with 30"D C-Leg & T-Leg Bases	60"	58"	30"	29"	1 1/4"	<b>KHATTMR5829( )</b>	653.	1,082.	1,649.	
	For use with 30"D C-Leg & T-Leg Bases	66"	64"	30"	29"	1 1/4"	<b>KHATTMR6429( )</b>	698.	1,150.	1,798.	
	For use with 30"D C-Leg & T-Leg Bases	72"	70"	30"	29"	1 1/4"	<b>KHATTMR7029( )</b>	765.	1,244.	1,922.	
	For use with 30"D C-Leg & T-Leg Bases	78"	76"	30"	29"	1 1/4"	<b>KHATTMR7629( )</b>	813.	1,310.	2,022.	
	For use with 24"D C-Leg Base	48"	46"	36"	35"	1 1/4"	<b>KHATTMR4635( )</b>	633.	1,009.	1,513.	
	For use with 24"D C-Leg Base	52"	54"	36"	35"	1 1/4"	<b>KHATTMR5235( )</b>	670.	1,112.	1,646.	
	For use with 24"D C-Leg Base	58"	60"	36"	35"	1 1/4"	<b>KHATTMR5835( )</b>	723.	1,207.	1,828.	
	For use with 24"D C-Leg Base	64"	66"	36"	35"	1 1/4"	<b>KHATTMR6435( )</b>	757.	1,240.	1,971.	
	For use with 24"D C-Leg Base	70"	72"	36"	35"	1 1/4"	<b>KHATTMR7035( )</b>	901.	1,359.	2,060.	
	Postform Top for Corner Base 24" Deep	Primary top for 90° Degree Corner Base. To be used with perpendicular return.	47"	47"	30"	29"	1 1/4"	<b>KHATTMR4723( )</b>	495.	815.	1,279.
	Postform Top for Corner Base 30" Deep	Primary top for 90° Degree Corner Base. To be used with perpendicular return.	47"	47"	30"	29"	1 1/4"	<b>KHATTMR4729( )</b>	564.	912.	1,395.

\* Nominal Width

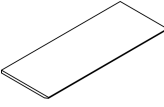
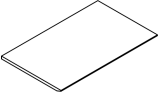
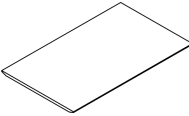
Order Code	Specification Information	Application Notes	Options
<b>Postform Tops</b>	<b>Postform Tops</b>	<b>Postform Tops</b>	<b>Postform Tops</b>
<i>Example:</i> <b>KHATTMR5229L, 118</b>	<i>To order, specify:</i>	Worksurfaces are pre-drilled with pilot for use with wood screws.	Top Finish Options:
<b>KHATT</b> k.™ stand top	1. Pattern number	Actual worksurfaces are undersized by 1" on each side edge and by 1" on the back side.	Add an (L) for laminate,
<b>M</b> Postform Top	2. Top Finish	A stiffener is recommended on all worksurfaces. A stiffener is required on rectangular worksurfaces 72" (nominal) or wider and on all returns on 90° Corner Bases.	(V) for veneer suffix to pattern number.
<b>R</b> Rectangular Top			
<b>52</b> Width			
<b>29</b> Depth			
<b>L</b> Laminate			
<b>118</b> Bright White Laminate			

# AutoStrada Worksurfaces

## Tops for C-Leg Tables





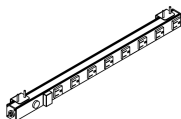

### 30" Deep Rectangular

k.™ stand

description	type	w*	w	d*	d	h	pattern no.	laminate (L)	Mix	V1(V)	V2(V)	V3(V)	
	AutoStrada C-Leg Tops, 24" Deep	For use with 24"D C-Leg Base	48"	46"	24"	23"	1 1/4"	<b>KHATTAR4623( )N</b>	\$606.	\$789.	\$864.	\$912.	\$1,187.
	For use with 24"D C-Leg Base	54"	52"	24"	23"	1 1/4"	<b>KHATTAR5223( )N</b>	611.	841.	923.	978.	1,271.	
	For use with 24"D C-Leg Base	60"	58"	24"	23"	1 1/4"	<b>KHATTAR5823( )N</b>	642.	901.	987.	1,045.	1,357.	
	For use with 24"D C-Leg Base	66"	64"	24"	23"	1 1/4"	<b>KHATTAR6423( )N</b>	695.	935.	1,025.	1,078.	1,404.	
	For use with 24"D C-Leg Base	72"	70"	24"	23"	1 1/4"	<b>KHATTAR7023( )N</b>	715.	973.	1,067.	1,131.	1,471.	
	For use with 24"D C-Leg Base	78"	76"	24"	23"	1 1/4"	<b>KHATTAR7623( )N</b>	736.	1,017.	1,116.	1,187.	1,542.	
	AutoStrada C-Leg Tops, 30" Deep	For use with 30"D C-Leg Base	48"	46"	30"	29"	1 1/4"	<b>KHATTAR4629( )N</b>	621.	887.	972.	1,032.	1,344.
	For use with 30"D C-Leg Base	54"	52"	30"	29"	1 1/4"	<b>KHATTAR5229( )N</b>	637.	958.	1,051.	1,113.	1,448.	
	For use with 30"D C-Leg Base	60"	58"	30"	29"	1 1/4"	<b>KHATTAR5829( )N</b>	677.	994.	1,091.	1,153.	1,498.	
	For use with 30"D C-Leg Base	66"	64"	30"	29"	1 1/4"	<b>KHATTAR6429( )N</b>	728.	1,016.	1,115.	1,180.	1,535.	
	For use with 30"D C-Leg Base	72"	70"	30"	29"	1 1/4"	<b>KHATTAR7029( )N</b>	751.	1,044.	1,145.	1,211.	1,574.	
	For use with 30"D C-Leg Base	78"	76"	30"	29"	1 1/4"	<b>KHATTAR7629( )N</b>	778.	1,090.	1,196.	1,269.	1,647.	
	AutoStrada C-Leg & T-Leg Tops, 36" Deep	For use with 30"D T-Leg Base	48"	46"	36"	35"	1 1/4"	<b>KHATTAR4635( )N</b>	671.	1,003.	1,097.	1,167.	1,518.
	For use with 30"D T-Leg Base	54"	52"	36"	35"	1 1/4"	<b>KHATTAR5235( )N</b>	692.	1,101.	1,206.	1,266.	1,646.	
	For use with 30"D T-Leg Base	60"	58"	36"	35"	1 1/4"	<b>KHATTAR5835( )N</b>	698.	1,105.	1,211.	1,274.	1,655.	
	For use with 30"D T-Leg Base	66"	64"	36"	35"	1 1/4"	<b>KHATTAR6435( )N</b>	774.	1,109.	1,217.	1,294.	1,680.	
	For use with 30"D T-Leg Base	72"	70"	36"	35"	1 1/4"	<b>KHATTAR7035( )N</b>	800.	1,141.	1,252.	1,325.	1,724.	
	For use with 30"D T-Leg Base	78"	76"	36"	35"	1 1/4"	<b>KHATTAR7635( )N</b>	838.	1,166.	1,278.	1,360.	1,767.	
AutoStrada Top for Corner Base, 24" Deep	Primary top for 90° Degree Corner Base. To be used with perpendicular return.	47"	47"	24"	23"	1 1/4"	<b>KHATTAR4723( )N</b>	606.	789.	864.	912.	1,187.	
AutoStrada Top for Corner Bases, 30" Deep	Primary top for 90° Degree Corner Base. To be used with perpendicular return.	47"	47"	30"	29"	1 1/4"	<b>KHATTAR4729( )N</b>	621.	887.	972.	1,032.	1,344.	

\* Nominal Width

Order Code	Specification Information	Application Notes	Options
<b>AutoStrada Tops</b>	<b>AutoStrada Tops</b>	<b>AutoStrada Tops</b>	<b>AutoStrada Tops</b>
<i>Example:</i> <b>KHATTAR5229( )N, 118</b>	<i>To order, specify:</i>	Worksurfaces are pre-drilled with pilot for use with wood screws.	Top Finish Options:
<b>KHATT</b> k.™ stand top	1. Pattern number	Actual worksurfaces are undersized by 1" on each side edge and by 1" on the back side.	Add an (L) for laminate, (V) for veneer suffix or (M) for mixed suffix to pattern number.
<b>AR</b> AutoStrada Top	2. Top Finish		
<b>R</b> Rectangular Top	3. Edge Finish (laminate and mixed tops only)		
<b>52</b> Width			
<b>29</b> Depth		A stiffener is required on worksurfaces that are 72" (nominal) or wider and all returns on 90° corner bases.	
<b>L</b> Laminate			
<b>N</b> No Grommet			
<b>118</b> Bright White Laminate			
<b>118</b> Bright White Edge			

description	type	w	d	h	pattern no.	list
 Digital Switch	For k.stand Electric and Extended Electric, Generation 2	4 1/2"		1 1/4"	<b>KHATA2DS</b>	\$270.
 Toggle, Red	For k.stand Electric and Extended Electric	2 1/2"	4 3/4"	1/2"	<b>KHATA2TR</b>	255.
k.stand Lower Stud Glide, Kit of 4	Low profile glide to reduce the height of k.stand by .2"				<b>KHATA2LG</b>	23.
 k.stand Casters, Kit of 4	2 locking, 2 non-locking	2"	1 1/2"	1 1/2"	<b>KHATA2CAS2</b>	114.
 k.stand Casters, Kit of 5	3 locking, 2 non-locking	2"	1 1/4"	1 1/2"	<b>KHATA2CAS3</b>	148.
k. base Casters, Kit of 4	4 locking casters for use on k. base only			2 1/2"	<b>KBACAS</b>	66.
 Power Strip	For use on Tone and k.stand Height Adjustable Tables	24 3/4"	2"	2"	<b>TBPS24</b>	430.
 Cleat Plate	For use on Tone and k.stand Height Adjustable Tables	25"	3 3/4"	2 1/4"	<b>TBCP</b>	139.

**Order Code**

**Digital Switch**

*Example:* **KHATDS**

**KHAT** k.™ stand


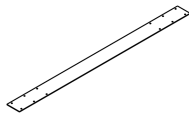
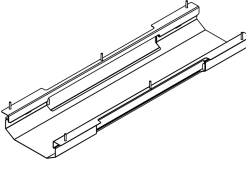
**DS** Digital Switch

**Specification Information**

- Digital Switch ships with cord.
- Casters cannot be used on 24"D k.stand nor on k.stand with desk mounted privacy screens or modesty panels. Casters raise the overall height of the table 1 1/2".
- A stiffener is required on worksurfaces that are 72" (nominal) or wider and on all returns on 90° corner bases. A stiffener is recommended on all worksurfaces.

**Notes:**

Z-Manager for k.stand Standard Electric and Extended Electric bases are installed from the underside of the worksurface to the underside of the foot on either side of the leg. Foot is pre-drilled to accept the Z-Manager.

description	type	w	d	h	pattern no.	list
 Vertical Wire Manager	For use on Tone and k.stand Standard Electric	1"	3/4"	16 1/2"	<b>TBVWMES</b>	\$35.
	For use with Tone and k.stand Extended Electric	1"	3/4"	20"	<b>TBVWMEX</b>	35.
 Worksurface Reinforcement		54"	4"		<b>DB1WR54</b>	77.
		60"	4"		<b>DB1WR60</b>	78.
		66"	4"		<b>DB1WR66</b>	81.
		72"	4"		<b>DB1WR72</b>	84.
Flat Brackets (Single Pack)	For 24"D Worksurface	3 3/4"	14 5/8"		<b>DB1F24SP</b>	33.
	For 30"D Worksurface	3 3/4"	20 15/16"		<b>DB1F30SP</b>	38.
Flat Brackets (Pack of 10)	For 24"D Worksurface	3 3/4"	14 5/8"		<b>DB1F24TP</b>	263.
	For 30"D Worksurface	3 3/4"	20 15/16"		<b>DB1F30TP</b>	302.
Tone Hinged Wire cover	For k.stand Adjustable-Width Bases	28"	7 1/2"	2"	<b>TBHCPC</b>	146.
 k.stand Z-Manger	For use on k.stand Extended Electric Bases				<b>KHATA2ZEX</b>	257.
	For use on k.stand Standard Electric Bases				<b>KHATA2ZES</b>	251.

**Order Code**

**Digital Switch**

*Example:* **KHATDS**

**KHAT** k.™ stand

**DS** Digital Switch

**Specification Information**

1. Digital Switch ships with cord.
2. Casters cannot be used on 24"D k.stand nor on k.stand with desk mounted privacy screens or modesty panels. Casters raise the overall height of the table 1 1/2".
3. A stiffener is required on worksurfaces that are 72" (nominal) or wider and on all returns on 90° corner bases. A stiffener is recommended on all worksurfaces.

**Notes:**

Z-Manager for k.stand Standard Electric and Extended Electric bases are installed from the underside of the worksurface to the underside of the foot on either side of the leg. Foot is pre-drilled to accept the Z-Manager.

<i>pattern no.</i>	<i>page</i>	<i>pattern no.</i>	<i>page</i>	<i>pattern no.</i>	<i>page</i>	<i>pattern no.</i>	<i>page</i>
DB1F24SP	21	KHATTDR6423N	16	KHATTRR7029N	13	KHATTYV4724	12
DB1F24TP	21	KHATTDR6429N	16	KHATTRR7035N	13	KHATTYV4730	12
DB1F30SP	21	KHATTDR6435N	16	KHATTRR7623N	13	KHATTYV5324	12
DB1F30TP	21	KHATTDR7023N	16	KHATTRR7629N	13	KHATTYV5330	12
DB1WR54	21	KHATTDR7029N	16	KHATTRR7635N	13	KHATTYV5924	12
DB1WR60	21	KHATTDR7035N	16	KHATTRRC4623N	15	KHATTYV5930	12
DB1WR66	21	KHATTDR7623N	16	KHATTRRC4629N	15	TBCP	20
DB1WR72	21	KHATTDR7629N	16	KHATTRRC4635N	15	TBHCPC	21
KBACAS	20	KHATTDR7635N	16	KHATTRRC5223N	15	TBPS24	20
KBCEA24GD	9	KHATTDRC4623N	17	KHATTRRC5229N	15	TBVWMES	21
KBCEA30GD	9	KHATTDRC4629N	17	KHATTRRC5235N	15	TBVWMEX	21
KBCEXA24GD	9	KHATTDRC4635N	17	KHATTRRC5823N	15		
KBCEXA30GD	9	KHATTDRC5223N	17	KHATTRRC5829N	15		
KHATA2CAS2	20	KHATTDRC5229N	17	KHATTRRC5835N	15		
KHATA2CAS3	20	KHATTDRC5235N	17	KHATTRRC6423N	15		
KHATA2DS	20	KHATTDRC5823N	17	KHATTRRC6429N	15		
KHATA2LG	20	KHATTDRC5829N	17	KHATTRRC6435N	15		
KHATA2TR	20	KHATTDRC5835N	17	KHATTRRC7023N	15		
KHATA2ZES	21	KHATTDRC6423N	17	KHATTRRC7029N	15		
KHATA2ZEX	21	KHATTDRC6429N	17	KHATTRRC7035N	15		
KHATB2CEA24G	6	KHATTDRC6435N	17	KHATTRRC7623N	15		
KHATB2CEA30G	6	KHATTDRC7023N	17	KHATTRRC7629N	15		
KHATB2CEXA24G	7	KHATTDRC7029N	17	KHATTRRC7635N	15		
KHATB2CEXA30G	7	KHATTDRC7035N	17	KHATTYR4524	10		
KHATB2KEA24G	6	KHATTDRC7623N	17	KHATTYR4530	10		
KHATB2KEXA24G	7	KHATTDRC7629N	17	KHATTYR4536	10		
KHATB2TEA30G	6	KHATTDRC7635N	17	KHATTYR4724	12		
KHATB2TEXA30G	7	KHATTMR4623	18	KHATTYR4730	12		
KHATB2VEA24G	6	KHATTMR4629	18	KHATTYR5124	10		
KHATB2VEXA24G	7	KHATTMR4635	18	KHATTYR5130	10		
KHATTAR4623	19	KHATTMR4723	18	KHATTYR5136	10		
KHATTAR4629	19	KHATTMR4729	18	KHATTYR5724	10		
KHATTAR4635	19	KHATTMR5223	18	KHATTYR5730	10		
KHATTAR4723	19	KHATTMR5229	18	KHATTYR5736	10		
KHATTAR4729	19	KHATTMR5235	18	KHATTYR6324	10		
KHATTAR5223	19	KHATTMR5823	18	KHATTYR6330	10		
KHATTAR5229	19	KHATTMR5829	18	KHATTYR6336	10		
KHATTAR5235	19	KHATTMR5835	18	KHATTYR6924	10		
KHATTAR5823	19	KHATTMR6423	18	KHATTYR6930	10		
KHATTAR5829	19	KHATTMR6429	18	KHATTYR6936	10		
KHATTAR5835	19	KHATTMR6435	18	KHATTYR7524	10		
KHATTAR6423	19	KHATTMR7023	18	KHATTYR7530	10		
KHATTAR6429	19	KHATTMR7029	18	KHATTYR7536	10		
KHATTAR6435	19	KHATTMR7035	18	KHATTYRC4524	11		
KHATTAR7023	19	KHATTMR7623	18	KHATTYRC4530	11		
KHATTAR7029	19	KHATTMR7629	18	KHATTYRC4536	11		
KHATTAR7035	19	KHATTRR4623N	13	KHATTYRC5124	11		
KHATTAR7623	19	KHATTRR4629N	13	KHATTYRC5130	11		
KHATTAR7629	19	KHATTRR4635N	13	KHATTYRC5136	11		
KHATTAR7635	19	KHATTRR4723N	14	KHATTYRC5724	11		
KHATTDRA4623N	16	KHATTRR4729N	14	KHATTYRC5730	11		
KHATTDRA4629N	16	KHATTRR5223N	13	KHATTYRC5736	11		
KHATTDRA4635N	16	KHATTRR5229N	13	KHATTYRC6324	11		
KHATTDRA4723N	16	KHATTRR5235N	13	KHATTYRC6330	11		
KHATTDRA4729N	16	KHATTRR5823N	13	KHATTYRC6336	11		
KHATTDRA5223N	16	KHATTRR5829N	13	KHATTYRC6924	11		
KHATTDRA5229N	16	KHATTRR5835N	13	KHATTYRC6930	11		
KHATTDRA5235N	16	KHATTRR6423N	13	KHATTYRC6936	11		
KHATTDRA5823N	16	KHATTRR6429N	13	KHATTYRC7524	11		
KHATTDRA5829N	16	KHATTRR6435N	13	KHATTYRC7530	11		
KHATTDRA5835N	16	KHATTRR7023N	13	KHATTYRC7536	11		

# Selling Policy

	<p>This Selling Policy supercedes all previous selling policies. Prices, discounts and product offerings are subject to change without notice.</p>
<b>Terms &amp; Conditions of Sales</b>	<p>Sales by Knoll, Inc. or Knoll North America Corp. ("Seller") of Knoll Product Lines (hereinafter "Products") within the United States and Canada are made only on the terms which are contained in this Selling Policy. Seller hereby gives notice of its objection to any different or additional terms and conditions. This sale is expressly conditional upon Purchaser's assent to the terms and conditions set forth below. Additional terms and conditions may apply to KnollStudio and KnollTextiles orders. These terms and conditions may be modified or supplemented only by a written document signed by an authorized representative of Seller. These terms and conditions supercede any prior and/or contemporaneous agreements or correspondence between Purchaser and Seller. Written quotations expire thirty (30) days from the date of issuance and can be withdrawn by written notice anytime during that period. Where Purchaser and Seller have entered into the Knoll Electronic Terms and Conditions, all orders, acknowledgements, invoices and other business communications placed or transmitted in accordance with the Knoll Electronic Terms and Conditions shall be deemed to be in writing and signed and shall be valid for all purposes as if they were originated and maintained in documentary form.</p>
<b>Ordering Information</b>	<p>All orders must be in writing. The product pattern number(s) contained on Seller's order acknowledgement shall be the final expression of the order.</p>
<b>Order Confirmation</b>	<p>A purchase order is not binding on Seller until Purchaser has received Seller's order confirmation or acknowledgment.</p>
<b>Pricing Policies</b>	<p>List prices are subject to change without notice.</p> <p>List prices shall be those prices in effect on the date of receipt of a complete purchase order unless shipment is requested more than ninety (90) days after order entry in which case prices in effect on the date of shipment apply. List prices include specified freight costs. Unless specified in writing by Seller, no other charges are included in Seller's list prices.</p>
<b>Taxes</b>	<p>All sales, use, excise and other taxes applicable to the sale of the Products shall be paid by Purchaser. If Purchaser claims an exemption from any tax, Purchaser shall submit to Seller the appropriate exemption certificates.</p>
<b>Terms of Payment</b>	<p>Payment for one hundred percent (100%) of the net order amount is due within thirty (30) days of the date of invoice, which is generally issued upon shipment. In case of any discrepancies, such as shortages, and Seller is notified in writing within ten (10) days of receipt of Product, only that portion may be deducted and the balance paid. For orders greater than \$100,000 net, a fifty percent (50%) deposit is due at the time of order placement, with the remainder due within thirty (30) days of the date of invoice.</p> <p>KnollStudio orders less than \$2,000 require payment for one hundred percent (100%) of the net order amount (including any applicable sales tax and charges for inside delivery, special packaging, etc.), due at time of order placement. For KnollStudio orders greater than \$2,000, a one-half (50%) deposit is due at time of order placement with the remainder (including any applicable sales tax and charges for inside delivery, special packaging, etc.) due prior to shipment.</p> <p>If, in the judgment of Seller, Purchaser's financial condition does not justify the terms of the payment, Seller may require full or partial payment in advance.</p> <p>Past due accounts shall be charged one and one-half percent (1.5%) per month, or the highest rate permitted by law, whichever is less, and will be added to the outstanding balance. In the event Purchaser defaults on payment, Purchaser shall be liable for all collection costs, including reasonable attorney's fees and costs.</p>
<b>Changes and Cancellation</b>	<p>Purchase orders may not be changed or cancelled, in whole or in part, without prior written consent of Seller. Changes may effect delivery dates. Expenses incurred because of changes shall be charged to Purchaser. In the event of cancellations, Purchaser will be liable for reasonable cancellation charges established by Seller. Orders for special Product, orders including "COM" (hereinafter defined) material and orders pursuant to expedited delivery programs, may not be canceled.</p>
<b>Freight Prepaid</b>	<p>Freight is prepaid and included in the price of all Products, except KnollTextiles, within the 48 contiguous United States for orders placed with Knoll, Inc. and within Canada, excluding the Yukon, Northwest Territories, Nunavut and Newfoundland for orders placed with Knoll North America Corp. Packing is tested for rigorous motion and transportation but is not guaranteed to protect furniture from all conditions. If special packaging is required for any reason, please consult with your sales representative or dealer. Seller shall select the method of shipment and routing. Freight for all KnollTextiles orders is prepaid and added to the invoice.</p>
<b>Delivery/Freight Charges</b>	<p>Shipments outside the contiguous 48 United States and Canada shall be shipped F.O.B. Origin.</p> <p>For shipments outside the contiguous United States and Canada, Purchaser is responsible for the cost of freight from point of embarkation, including any handling and transportation charges incidental to loading at the point of departure and unloading at the final destination.</p> <p>Conditions beyond the control of Seller, including weather, available facilities and traffic conditions, may affect exact time of delivery. Seller shall not be responsible for specific carrier delivery date or time unless it has made a specific delivery commitment, in writing.</p> <p>Nonstandard methods of shipment and/or additional services are available upon request. Purchaser will be billed for the differential cost of any special services in excess of standard surface carrier freight costs. Premium charges, at Purchaser's request, will be added for airfreight, exclusive use of vehicle and extra, export or special packaging. Accessorial charges will be added for inside delivery, extra labor, reconsignment and redelivery.</p> <p>Partial shipments may be made and invoiced by Seller.</p>
<b>Claims</b>	<p>All shipments for Knoll Products within the contiguous United States and Canada are F.O.B. Origin. All risk of loss passes to Purchaser at time of delivery to carrier. Purchaser shall inspect all Products upon receipt and notify Seller within ten (10) working days after receipt of any damage or defects which are, or should be, apparent from an inspection of the Product and its packaging. Failure of Purchaser to notify Seller during the ten (10) working day period shall constitute acceptance of the Products and waiver of any apparent defects, errors or shortages. For all claims relating to Product damaged in transit or for any other claims relating to or arising out of the transportation of the Product, Purchaser must seek recovery from the carrier and Seller has no liability to Purchaser for such claims. Seller may, upon request, assist Purchaser with filing of such claims with the carrier, but Seller will not be liable for any of these transportation related claims.</p>
<b>Seller's Security Interest</b>	<p>Until Seller receives the full payment for the Product, Seller shall have a security interest in the Product. Purchaser agrees to perform all acts, including but not limited to the execution and filing of documentation, which may be necessary to perfect and assure the security interest of Seller.</p>
<b>Returns</b>	<p>The return of Products without a written authorization by Seller shall not be accepted. To receive authorization for Product return, please call Customer Service. All Products that are returned pursuant to a valid authorization shall be subject to a twenty-five percent (25%) of list restocking charge. Products not currently offered for sale by Seller (including COM) shall not be authorized for return. All returned Products must be unused, in original condition and in the original Seller packing cartons. No refund or credit shall be given for damaged Products.</p>
<b>Held Orders/Storage</b>	<p>If Purchaser requests that an order be held or delayed, prices and terms and conditions in effect at the time of shipment shall apply. If Purchaser requests a delay after the time when Seller can defer production, Purchaser will be invoiced for the Product, payable in accordance with standard terms, when the order is ready for shipment. Seller may transfer the Product to storage, in which case all expenses incurred in connection with storage, including demurrage, preparation for storage, storage charges and handling shall be payable by Purchaser upon submission of invoices by Seller. Risk of loss to the Product shall pass to the Purchaser upon delivery of the Product into storage.</p>



# Selling Policy

<b>Customer's Own Material</b>	A Purchaser who requests a fabric or other surface material not standard to Seller's line of Products ("COM") must submit samples of the requested material to Seller prior to entry of a purchaser order. Seller shall determine if the material is suitable to its manufacturing processes and meets any requirements of Underwriters Laboratories. If the COM is acceptable, Seller will then establish a price for using the COM or the Product in question. For a description of the procedures for submitting samples and testing, contact customer resources or your sales representative. Seller shall have no responsibility for the appearance, condition, performance, durability, colorfastness or any other physical attribute of the COM. Purchaser shall indemnify and hold Seller harmless for any damages, injuries or losses arising out of or related to use of the COM on the Product.
<b>Warranty</b>	<p>Seller warrants to the original Purchaser only that the Products Seller manufactures and sells to Purchaser are free of defects in workmanship and materials, during the applicable warranty period set forth below.</p> <p>Warranty period set forth below is for 24-hour, 7 days a week, multi shift use (includes parts and labor to repair).</p> <p>Should any failure to conform with this limited warranty appear to a Product listed below during the applicable warranty period from the date of shipment, Seller shall, upon prompt written notice, repair or replace, at its option and costs, the affected part or parts.</p> <p><i>Product and Period of Warranty</i></p> <p><i>Lifetime: Antenna Workspaces, AutoStrada, Calibre, Crinion Open Table, Currents, Dividends Horizon, Morrison, Reff Profiles laminate, Rockwell Unscripted, Series 2 Storage, Template, Quoin and other non-wood components (except cascade edge worksurfaces, operational parts, controls, electrical, Lighting, Series 2 Veneer Front Storage, digital locks, upholstery, textiles and leathers, special or custom products, see below)</i></p> <p><i>12 Years: Chadwick, Generation by Knoll, k. task, Life, Moment, MultiGeneration by Knoll, Ollo, ReGeneration by Knoll, Remix, and Toboggan seating (except seating upholstery, textiles, leathers and finishes, see below).</i></p> <p><i>10 Years: Anchor Storage except digital locks, Antenna Workspaces, AutoStrada, Crinion Open Table, Dividends Horizon, Dividends Horizon Satellite Surfaces, Reff Profiles, Rockwell Unscripted, Quoin wood components, Template wood components, Series 2 Veneer Front Storage, cascade edge worksurfaces, Wood Casegoods (The Graham Collection) (except wood casegoods upholstered surfaces, see below), Reuter overheads, Reuter vertical storage, KnollExtra Sapper Monitor Arm Collection, Sapper XYZ Monitor Arm Series, Adjustable keyboard mechanisms and platforms, Communication Boards (except fabric board textiles, cork and FilzFelt, see below), Smokador collection (except leathers, see below), Orchestra Universal Systems Accessories, k. lounge structural components, KnollStudio Pixel and Propeller, Tone bases and k.screens.</i></p> <p><i>5 Years: Operational parts, controls, electrical, Lighting (except light ballasts, bulbs and power supply, see below), special or custom product, wood veneer products and plywood, Currents handcrank, KnollStudio, Rockwell Unscripted wire bases, Spark Series seating structural elements, structural elements of all KnollStudio outdoor products including all Richard Schultz designed products, KnollExtra CPU holders and all universal storage drawers and Power Collection, k. bench (except changes in finish, see below) and k. stand bases (except changes in finish, see below).</i></p> <p><i>3 Years: Rockwell Unscripted upholstery (except textiles and leather), Office Seating upholstery, textiles, leathers and finishes. Fabric boards textiles and Smokador Collection leathers, KnollExtra Pop Up Screens.</i></p> <p><i>2 Years: Anchor Storage digital locks, Quoin digital locks, all other KnollExtra product and KnollTextiles Ultrasuede.</i></p> <p><i>1 Year: Light ballasts, bulbs and power supply, seating upholstered armpads and soft armpads, wood casegoods upholstered surfaces. KnollStudio, outdoor product finishes, k. lounge upholstery and k. lounge fabric. Rockwell Unscripted fabric and accessories, Spinneybeck leathers, and KnollTextiles upholstery except Ultrasuede.</i></p> <p>This warranty does not apply to:</p> <ul style="list-style-type: none"><li>• Damage caused by a carrier other than the Seller.</li><li>• Normal wear and tear or acts or omissions of parties other than Seller (including user modification, improper use or installation of Products).</li><li>• COM or other third party materials applied to Products.</li><li>• Products not installed by or under the auspices of a Knoll Dealer.</li><li>• Dramatic temperature variations or exposure to unusual conditions.</li><li>• Changes in surface finishes, including colorfastness due to aging or exposure to light.</li><li>• Except as specifically noted above, textiles and upholstery supplied by KnollTextiles and Spinneybeck FilzFelt (consult current price lists for applicable warranties).</li></ul> <p>Natural variations occurring in wood, marble, and leather shall not be considered defects, and the Seller does not guarantee the colorfastness or matching of the colors, grains or textures, or surface hardness of such materials. The Seller also does not guarantee the colorfastness of fiberglass panel surfaces.</p> <p>THE EXPRESS WARRANTIES CONTAINED HEREIN ARE IN LIEU OF ALL OTHER WARRANTIES, EXPRESS OR IMPLIED, INCLUDING ANY WARRANTIES OF MERCHANTABILITY AND FITNESS FOR PARTICULAR PURPOSE AND ALL OTHER WARRANTIES ARISING FROM COURSE OF DEALING OR USAGE OF TRADE.</p> <p>The remedies provided above are the Purchaser's sole remedies for any failure of Seller to comply with its obligations regarding the workmanship of its Products. Correction of any nonconformity in the manner and for the period of time provided shall constitute complete fulfillment of all liabilities of Seller, with respect to or arising out of the Product furnished hereunder.</p>
<b>Delay/Force Majeure</b>	Seller shall not be liable for failure to perform or for delay in performance due to fire, flood, strike or other labor difficulty, act of God, act of war or terrorism, act of any governmental authority or of the Purchaser, riot, embargo, fuel or energy shortage, wrecks or delay in transportation, inability to obtain necessary labor, materials or manufacturing facilities from usual sources or failure of suppliers to meet their contractual obligations, or due to any cause beyond its reasonable control. If any such event occurs, Seller may extend delivery dates by a period of time necessary to overcome the effect of such delay, allocate available Product or cancel any purchase order.
<b>Compliance with Law</b>	PURCHASER IS SOLELY RESPONSIBLE FOR COMPLIANCE WITH ALL APPLICABLE FEDERAL, STATE AND LOCAL LAWS, ORDINANCES, REGULATIONS, RULES AND STANDARDS RELATING TO THE INSTALLATION, MAINTENANCE, USE AND OPERATION OF THE PRODUCTS.
<b>Patents</b>	Subject to the following provisions, Seller shall, at its own expense, defend or, at its option, settle any claim, suit or proceeding brought against the Purchaser, and/or its vendees, mediate and immediate, so far as based on an allegation that any Product or any part thereof furnished hereunder constitutes a direct or a contributory infringement of any claim of any patent of the United States or Canada. This obligation shall be effective only if Purchaser shall have made all payments then due hereunder and if Seller is notified promptly in writing and given authority, information and assistance for the defense of said claim, suit or proceeding. Seller shall pay all damages and costs awarded in such suit or proceedings so defended.
<b>Limitations of Liability</b>	<p>The foregoing indemnity does not apply to the following:</p> <ul style="list-style-type: none"><li>• Products supplied according to a design other than that of Seller, and which is required by the Purchaser.</li><li>• Combination of the Product with another product not furnished hereunder unless Seller is a contributory infringer.</li><li>• Any settlements of a suit or proceeding made without Seller's written consent.</li></ul> <p><b>SELLER, ITS CONTRACTORS, AUTHORIZED DEALERS AND SUBCONTRACTORS OR SUPPLIERS OF ANY TIER SHALL NOT BE LIABLE TO PURCHASER FOR ANY SPECIAL, INDIRECT, INCIDENTAL OR CONSEQUENTIAL DAMAGES ARISING FROM A BREACH OF THIS AGREEMENT.</b></p> <p>Purchaser's remedies set forth herein are exclusive and the liability of Seller with respect to the breach of this agreement or any contract entered into between the parties pursuant hereto shall not exceed the price of the Product or part on which such liability is based.</p>

# General Ordering Information

---

## **The Products**

This guide encompasses all standard products for this product group.

## **Sizes**

Dimensions listed in this guide are indicated as:

H = height

W = width

D = depth

Dia. = diameter

Rad. = radius

## **Pricing**

All prices shown are list.

## **How to Order**

Select pattern numbers and quantities required for your complete installation. Product questions can be addressed in the specific sections of this guide or by contacting your sales representative or customer resource representative at 1-800-343-5665.

Next, select options (if required), along with colors and finishes appropriate to each product. Reference the Finishes and Fabrics pages for color designations.

On large installations, an item's "designated area" can be specified to assist in product organization and handling.

To expedite complete / correct entry of your order, be certain all pattern numbers, quantities, colors and area identifications are completely specified. Also, include complete purchase order numbers, bill-to and ship-to addresses, a contact name and specific factory shipping dates required.

## **Mail all orders to:**

Knoll, Inc.

1235 Water Street

P.O. Box 157

East Greenville, PA 18041

Attention: Order Entry

Once your order is entered at Knoll, an acknowledgment will be mailed to you. You will be advised of your scheduled shipping date within five days of the original acknowledgment. If it is necessary to revise your order, please contact your customer resource representative.

## Sustainability Statement

---

Sustainable design is a key component of Knoll's environmental focus. Our commitment to social responsibility and a healthy environment has prompted us to further articulate our longstanding environmental programs and, with encouragement and support from our colleagues in the industry, we have re-energized our focus on such "green" initiatives as life cycle analysis and LEED™ certification. Knoll is proud to have contributed to projects that have received LEED certification from the U.S. Green Building Council.

For the latest information on Knoll products that help our customers achieve LEED certification, log on to [knoll.com](http://knoll.com), click on "About Knoll" and then "Environmental Focus."