

Knoll Office

Anchor™ Slide Out Towers

Product Detail ●

Designed by

Marc Krusin with David Noel



Knoll

Anchor
Slide Out Towers

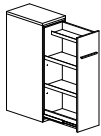
An all-in-one solution designed to make the most of compact spaces, Anchor Slide Out Towers provide easy-access, high-capacity workstation storage.

- A** Flexible slatwall interior allows users to arrange accessories to suit personal work styles
- B** Towers denote clear delineation of space, while extended slide-out offers added privacy
- C** Simple shelf interior provides high capacity storage solution in minimal footprint
- D** 30"-deep units include added coat cubby, plus all the slatwall or shelving capacity of 24"-depth units

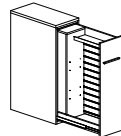
Warranty
10 years



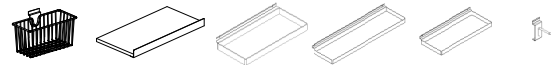
STATEMENT OF LINE



Slide Out Tower, with Shelves
W: 15, 18"
D: 24, 30"
H: 42, 50"



Slide Out Tower, with Slatwall
W: 15, 18"
D: 24, 30"
H: 42, 50"



Accessories:
Basket, Shelf, File Hoop, Large Tray, Small Tray, Hook

FINISHES

Please visit knoll.com/surface-finish-library to view all finishes and swatches.





Case, Doors, Drawers, Shelves

 Knoll Core Laminates

Pulls




10" Anchor Pull

-  Knoll Core Paints
-  Anodized Aluminum
-  Anodized Nickel
-  Accent Colors

Locks



Cylinder

-  Black
-  Chrome



RFID



Digital Keypad

 Brushed Nickel