

# Keyboard Supports



## Keyboard Supports

A key element to maximizing ergonomic comfort, keyboard supports allow users to maintain a neutral posture throughout the day. The Knoll collection of streamlined platforms and mechanisms can be easily adjusted or stowed away to free up valuable work surface real estate.

For the best result, pair any of the three platform options with the mechanism that provides the needed level of adjustability.

- A** Fluid auto-set height adjustment requires no knobs or additional actions to set the height
- B** Mouse pads and guards are included to provide a smooth and secure mousing surface
- C** Platforms can be easily adjusted to accommodate right and left handed users with minimal on-site assembly

### Warranty

10 Years



## STATEMENT OF LINE



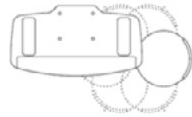
### 27" Integrated Platform

W: 27.06"

D: 11"

Weight: 5.63 lbs.

Height: 1.1" without mechanism



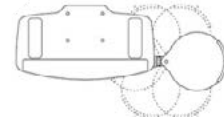
### 21" Swivel Platform

W: 20.7–29.7"

D: 11–12.76"

Weight: 4.57 lbs.

Height: 2.3" without mechanism



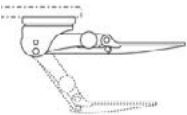
### 21" HP Swivel Platform

W: 20.7–29.7"

D: 11–12.76"

Weight: 4.81 lbs.

Height: 3.2" without mechanism

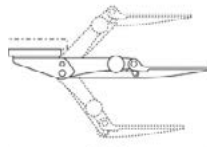


### Short Easy Lift

D: 13.7"

H: 3.30–5.10"

Tilt: +10°/-20°



### Advanced Easy Lift

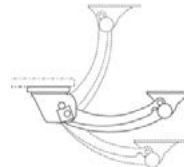
D: 16.98"

H: 2.38–6.50"

Tilt: +10°/-20°

Pivot available

*Features visible gauge for both height and tilt, making it easy to adjust for personal fit*



### Sit/Stand

D: 17.92"

H: 5.90–8.30"

Tilt: +10°/-15°

Pivot available

## DETAILS

- + Available track length options: 16, 17.75, 21.75, 23, 25" (1" plus the length of the track is the minimum clearance required)
- + Adapter brackets available for use with Antenna and Tone height adjustable workstations
- + Detachable wrist rests for easy cleaning and to accommodate ergonomic keyboards

## MECHANISM

- + Dual pivot option is available on Advanced Easy Lift and Sit/ Stand allowing the platform to move independently from the arm, platform can be rotated to extend the mechanism's reach and to be stowed even more compactly under the worksurface
- + All mechanisms are designed to meet the needs of the 5th percentile seated female to 95th percentile seated male and meet ANSI/BIFMA standards
- + ADA compliant tilt adjustments, now with positive and negative tilt adjustment

## FINISHES

Please visit [knoll.com/surface-finish-library](http://knoll.com/surface-finish-library) to view all finishes and swatches.



Black Soft Texture