

Environmental Product Declaration

Calibre® Storage



In today's office landscape, change is constant and available space is disappearing. Calibre filing and storage maximizes your organizational options without compromising valuable workspace. 1.5" drawer-height increments mean less wasted vertical space and greater utility per case.

Recycled Content

12% Post-consumer recycled content

13% Post-industrial recycled content

Functional Unit

The functional unit is one square meter 0.15m³ of storage capacity for a period of 10 years.

As Calibre has an expected service life of over 10 years, one product is needed to fulfil the functional unit. The analysis was conducted for a Calibre storage credenza with laminate finish, chosen based on a typical rendering of the storage unit.

Environmental Product Declaration

Calibre®

This declaration is an environmental product declaration (EPD) in accordance with ISO 14025. EPDs rely on Life Cycle Assessment (LCA) to provide information on a number of environmental impacts of products over their life cycle. Exclusions: EPDs do not indicate that any environmental or social performance benchmarks are met, and there may be impacts that they do not encompass.

LCAs do not typically address the site-specific environmental impacts of raw material extraction, nor are they meant to assess human health toxicity. EPDs can complement but cannot replace tools and certifications that are designed to address these impacts and/or set performance thresholds – e.g. Type 1 certifications, health assessments and declarations, environmental impact assessments, etc.

Accuracy of Results: EPDs regularly rely on estimations of impacts, and the level of accuracy in estimation of effect differs for any particular product line and reported impact.

Comparability: EPDs are not comparative assertions and are either not comparable or have limited comparability when they cover different life cycle stages, are based on different product category rules or are missing relevant environmental impacts. EPDs from different programs may not be comparable.



Certified
Environmental
Product Declaration
www.nsf.org

Program Operator	NSF Certification, LLC.
Declaration Holder	Knoll
Declaration Number	EPD10332
Declared Product	Calibre® Storage
Reference PCR	NSF International-BIFMA PCR for Storage: UNCPC 3812
Date of Issue	December 13, 2017
Period of Validity	5 Years (Expiration: December 13, 2022)
Contents of the Declaration	Product definition and information about building physics Information about basic material and the material's origin Description of the products' manufacture Indication of product processing Information about the in-use conditions Life cycle assessment results Testing results and verifications

The PCR review was conducted by	PCR Review Panel Chair: Thomas P. Gloria ncss@nsf.org
--	---

This declaration was independently verified in accordance with ISO14025 by NSF Certification, LLC

INTERNAL

EXTERNAL

Tony Favilla, NSF Certification, LLC

This life cycle assessment was independently verified in accordance with ISO14044 and the reference PCR by

Thomas Gloria, Industrial Ecology Consultants

This EPD conforms with ISO 21930-2007

Date of last revision: March 2021

© Knoll, Inc.

Environmental Product Declaration

Calibre®

• Reference Product Description

Storage

1

Product Category

Occupants Supported
by Product

.906 m³
(2.97 ft²)

15 kg/FU
(33.07 lb)

Volume

Reference Flow

90.5 kg
(199.52 lbs.)

12%

13%

Storage Mass

Post-Consumer
Recycled Content

Post-Industrial
Recycled Content

• Functional Unit

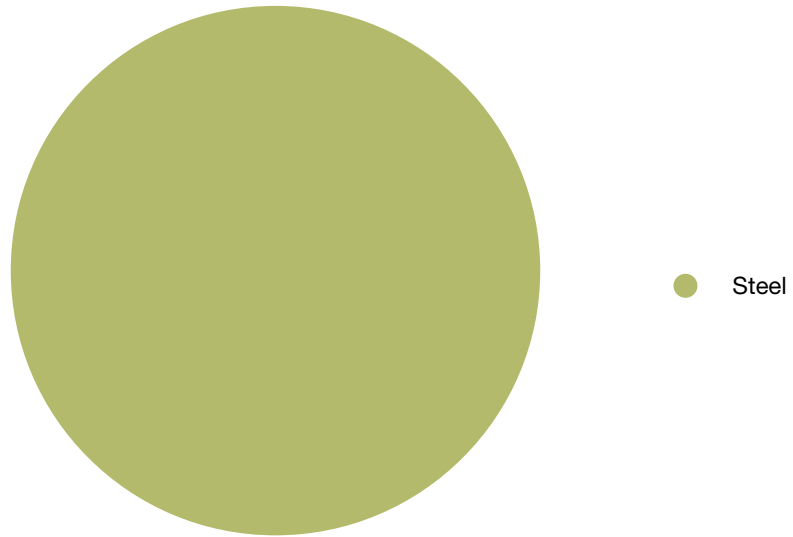
The functional unit is 0.15m³ of storage capacity for a period of 10 years. As Calibre has an expected service life of over 10 years, one product is needed to fulfill the functional unit.

0.15 m³ of
storage capacity
for a period of
10 years

Environmental Product Declaration

Calibre®

• **Materials Composition**

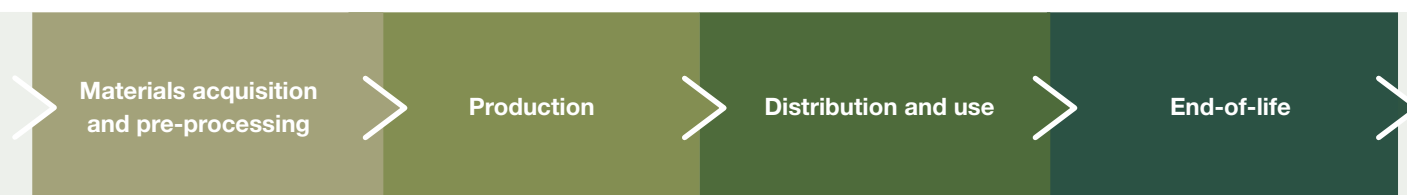


Material	% by mass	kg per functional unit	kg. per storage unit
Steel	100%	15	90.5
Total	100%	15	90.5

Environmental Product Declaration

Calibre®

• Life Cycle Stages



A cradle-to-grave analysis was conducted for this EPD. Materials acquisition and pre-processing starts when the material is extracted from nature and ends when the material in component form reaches the gate of the production facility or service delivery operation. As such, it includes transportation between upstream suppliers and Knoll's production facility.

The production stage is a gate-to-gate stage that starts with the product components entering the production facility and ends with the final product, packaged for shipment, leaving the facility. This stage includes manufacturing processes that take place at Knoll, along with the production of packaging materials.

Product distribution and storage are included in the next stage, along with product use and maintenance. This stage can include multiple legs of distribution and storage. The use stage begins when the consumer takes possession of the product, and includes assembly, installation, repair, and maintenance as appropriate. For products with electrical components, use stage electricity consumption is also considered.

The end-of-life stage starts when the product is ready for disposal and ends when the product is landfilled, returned to nature, or transformed to be recycled or reused. This stage includes transportation of the used product to treatment or recycling facilities and emissions associated with disposal.

Life Cycle Assessment Results per functional unit (0.15m³ of storage capacity)

Inventory Metric	Units	Total
Net fresh water usage*	kg	215
Primary energy demand, total	MJ	819
Primary energy demand, renewable	MJ	138
Primary energy demand, non-renewable	MJ	681

Environmental Product Declaration

Calibre®

• **Life Cycle Assessment Results**

Impact Assessment Categories

Impact assessment results are calculated using the TRACI 2.1 methodology (Bare, 2012).

Global Warming Potential (100 yr)



Global Warming Potential (20 yr)



Acidification Potential



Eutrophication Potential



Ozone Depletion



Photochemical Ozone Creation Potential



● Materials Acquisition ● Production ● Distribution & Use ● End of Life

Life Cycle Assessment Results per functional unit (0.15m³ of storage capacity)

Impact Category	Units	Materials Acquisition	Production	Distribution & Use	End-of-Life	Total
Global warming potential (100 yr)	kg CO ₂ eq.	38.2	13.9	8.13	0.674	60.9
Global warming potential (20 yr)	kg CO ₂ eq.	43.1	15.3	20.09	0.849	79.3
Acidification potential	kg SO ₂ eq.	0.11	0.0325	0.01237	0.00204	0.157
Eutrophication potential	kg N eq.	0.00762	0.00178	0.001247	0.000148	0.0108
Ozone depletion	kg CFC-11 eq.	2.04E-007	6.57E-009	1.7945E-11	1.78E-012	2.11E-007
Photochemical ozone creation potential	kg O ₃ eq.	1.42	0.337	0.2776	0.0376	2.07

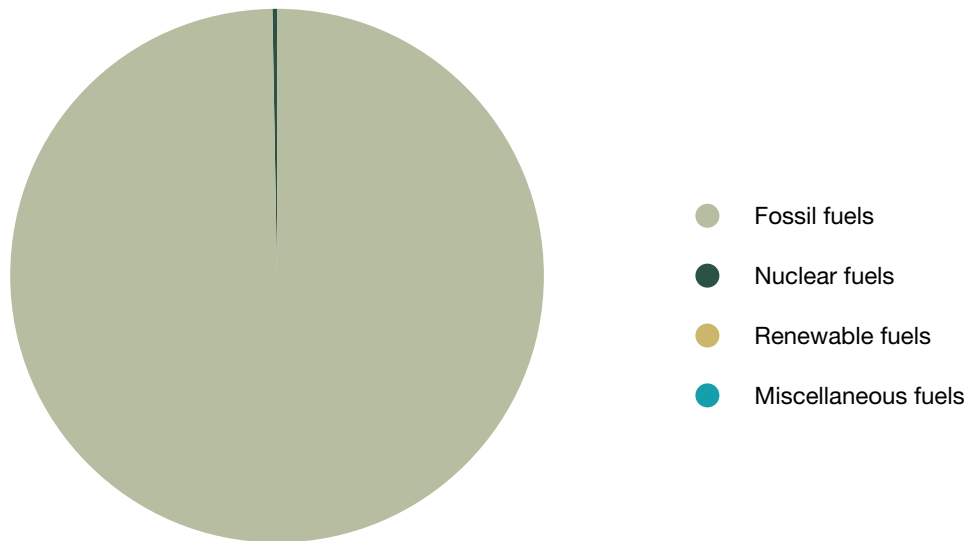
Environmental Product Declaration

Calibre®

• **Other Life Cycle Inventory Data**

Life Cycle Inventory Data Per Functional Unit, Fuels

The guiding PCR requires reporting of the inventories, per functional unit (0.15m³ of storage capacity).



Fuels	Units	Total
Fossil fuels	MJ	21.4
Nuclear fuels	MJ	0.000129
Renewable fuels	MJ	0
Miscellaneous fuels	MJ	-

Environmental Product Declaration

Calibre®

• Life Cycle Impact Assessment Categories, Emissions and Wastes

Emissions to Air

Sulphur oxides

=0
kg

Nitrogen oxides



=0.0681
kg

Carbon dioxide



=51.2
kg

Methane



=0.121
kg

Nitrous Oxide (laughing gas)



=0.000577
kg

Carbon monoxide



=0.39
kg

● Materials Acquisition ● Production ● Distribution & Use ● End of Life

Inventory Metric	Units	Materials Acquisition	Production	Distribution & Use	End-of-Life	Total
Sulphur oxides	kg	0	0	0	0	0
Nitrogen oxides	kg	0.0507	0.0134	0.002535	0.00141	0.0681
Carbon dioxide	kg	35.4	13.1	2.139	0.575	51.2
Methane	kg	0.089	0.0252	0.0033	0.00317	0.121
Nitrous oxide (laughing gas)	kg	0.000289	0.000232	4.33E-005	1.23E-005	0.000577
Carbon monoxide	kg	0.371	0.371	0.01215	0.00107	0.39

Environmental Product Declaration

Calibre®

- Life Cycle Impact Assessment Categories, Emissions and Wastes

Emissions to fresh water

Heavy metals



Nitrate



Phosphate



● Materials Acquisition ● Production ● Distribution & Use ● End of Life

Inventory Metric	Units	Materials Acquisition	Production	Distribution & Use	End-of-Life	Total
Heavy metals	kg	0.023	0.00669	8.75E-005	7.18E-005	0.00915
Nitrate	kg	0.000829	0.000958	0.0001614	6.06E-005	0.00201
Phosphate	kg	5.29E-005	2.01E-005	2.4755E-005	1.79E-006	9.96E-005

Waste Management

At End-of-Life, 43.2% (by mass) of the product are assumed to be recycled, based on metal recycling statistics (US EPA, 2015).

Inventory Metric	Units	Materials Acquisition	Production	Distribution & Use	End-of-Life	Total
Waste (deposited) to landfill	kg	0.59	0.0604	2.99101	13.2	16.8
Hazardous waste	kg	7.98E-007	9.15E-008	2.433E-007	4.83E-008	1.18E-006

Environmental Product Declaration

Calibre®

• References and Verification

Bare, J. (2012). *Tool for the Reduction and Assessment of Chemical and other Environmental Impacts - TRACI v2.1–User's Manual.* Washington, DC: U.S. EPA.

Intergovernmental Panel on Climate Change. (2013) IPCC Fifth Assessment Report.

ISO. (2006). ISO 14044: Environmental management–Life cycle assessment–Requirements and guidelines.

ISO. (2009). ISO 14040: Environmental management–Life cycle assessment–Principles and frameworks.

ISO. (2011). ISO 14025: Environmental labels and declarations–Type III environmental declarations–Principles and procedures.

NSF International. (2015). *BIFMA PCR for Storage: UNCPC 3812.*

thinkstep. (2017). *Office Furniture Workspace Products–Background LCA Report in Support of Environmental Product Declarations (EPD)–on behalf of Knoll.* Boston: thinkstep Inc.

US EPA. (2015). *Advancing Sustainable Materials Management: 2013 Fact Sheet. Assessing Trends in Material Generation, Recycling and Disposal in the United States.*



Knoll, Inc.
1235 Water Street
East Greenville, PA 18041
215 679-7991

[Sustainable Design on knoll.com](http://sustainable.design.on.knoll.com)
sustainability@knoll.com



thinkstep, Inc.
170 Milk St, 3rd floor
Boston, MA 02109
617 247-4477

thinkstep.com
info@thinkstep.com

This EPD was not written to support comparative assertions. EPDs based on different PCRs or different calculation models may not be comparable. When attempting to compare EPDs or life cycle impacts of products from different companies, the user should be aware of the uncertainty in the final results due to and not limited to the practitioner's assumptions, the source of the data used in the study, and the software tool used to conduct the study.