
k.TM screen

Price List
October 2022

Knoll

Table of Contents

k.™ screen

Introduction	Finish Options	2
k. screen Contour	k. screen Contour, Straight Screens	3
	k. screen Contour, Curved Corner Screens	4
	k. screen Contour in PET	5
k. screen Accessories and Guide	k. screen Accessories and Guide	30
k. screen Extend	k. screen Extend, Corner Screens	31
	k. screen Extend, Overlapping Back Screens	33
	k. screen Extend, Corner and Back Screens	35
Alpha-Numeric Index		36
Selling Policy		37
General Ordering Information		40

KnollTextile Fabric Options

Edo, Frost-W21112

Paint Finish Options

111T	Jet Black
112T	Brown
113T	Dark Grey
114T	Folkstone Grey
115T	Medium Grey
116T	Sandstone
117T	Soft Grey
130T	Dark Red*
131T	Slate Blue*
611T	Beige Mist Metallic
612T	Medium Metallic Grey
613T	Silver
118T	Bright White

3mm PET

PET3SV	Silver
PET3LD	Lead
PET3RD	Red

12mm PET

PET12SL	Slate
PET12PW	Pewter
PET12SM	Smoke
PET12OC	Ochre

Cork

Acrylic

CLA Clear

Premium Bracket Finishes

111T	Jet Black
112T	Brown
113T	Dark Grey
114T	Folkstone Grey
115T	Medium Grey
116T	Sandstone
117T	Soft Grey
130T	Dark Red*
131T	Slate Blue*
611T	Beige Mist Metallic
612T	Medium Metallic Grey
613T	Silver
118T	Bright White

Economy Bracket Finishes

- KSW k.screen White
- KSB k.screen Black

Contour in PET Finish Options

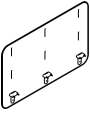
KO	Koala
PR	Porpoise
RN	Rhino

* For use on Acrylic, Metal or PET screens only

k. screen Contour, Straight Screens

For Rectangular or Radiused Worksurfaces

kscreen

description	type	w	d	h	pattern no.	list
Straight Screen 	For use along the back edge of rectangular or radiused worksurface	42"	17/8"	26 1/8"	KSS2642NR	\$1,093.
		54"	17/8"	26 1/8"	KSS2654NR	1,154.
		66"	17/8"	26 1/8"	KSS2666NR	1,217.

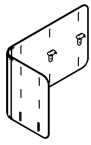
*Nominal Width

Ordering Information	Order Code	Application Notes	Included With
k. screen 1. Pattern Number 2. Textile 3. Bracket Paint finish	k. screens <i>Example:</i> KSS2642NR, W20611, 111T K k. collection S k. screen S Straight 26 Height 42 Width NR No Side Return W20611 Messa, Diamond 111T Jet Black, Textured	Screens feature 3 mounting locations to be determined at installation: <ul style="list-style-type: none"> • As Privacy Screen: 20 3/8" of privacy and 4 3/8" of modesty • As a Modesty: 1 1/2" of privacy and 23 1/2" of modesty • Partial Modesty: 10 7/8" of privacy and 14 1/8" of modesty. 	Brackets Hardware Installation tool must be ordered separately.

k. screen Contour, Curved Corner Screens For Radiused Worksurfaces

kscreen

description	type	w	d	h	pattern no.	list
Curved Corner Screens	For use on Tone, Telescope and k. stand Radiused Worksurfaces	42"	1 7/8"	26 1/8"	KSJ26421R	\$1,248.
	For use on Tone, Telescope and k. stand Radiused Worksurfaces	54"	1 7/8"	26 1/8"	KSJ26541R	1,374.



Ordering Information

k. screen

1. Pattern Number
2. Textile
3. Bracket Paint finish

Order Code

k. screens

Example: **KSJ26421R, W20611, 111T**

K k. collection

S k. screen

S Straight

26 Height

42 Width

NR Single Side Return

W20611 Messa, Diamond

111T Jet Black, Textured

Application Noted

Curved Corner Screens are to be used with radiused worksurfaces.

When Curved Corner Screens are used on height-adjustable tables, worksurfaces must be 2" undersized to accommodate 1" pinch clearance between screen and adjoining worksurface.

Screens feature 3 mounting locations to be determined at installation:

- As Privacy Screen: 20 3/8" of privacy and 4 3/8" of modesty
- As a Modesty: 1 1/2" of privacy and 23 1/2" of modesty
- Partial Modesty: 10 7/8" of privacy and 14 1/8" of modesty.

Due to interferences with the center beam, k. screen can only be mounted as a Privacy Screen on Antenna Telescope and k.™ bench.

Included With

Brackets Hardware

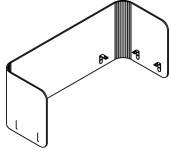
Installation tool must be ordered separately.

k. screen Contour in PET

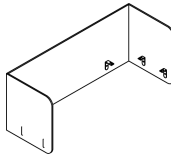
Economy Undermount Bracket

kscreen

description	type	w	d	h	pattern no.	list
Radiused Surround Screen with Economy Undermount Bracket	For use on radius corner worksurfaces	48"	19 ⁵ / ₈ " - 21"	23 ³ / ₄ "	KSUJEUT2448	\$1,160.
		54"	19 ⁵ / ₈ " - 21"	23 ³ / ₄ "	KSUJEUT2454	1,160.
		60"	19 ⁵ / ₈ " - 21"	23 ³ / ₄ "	KSUJEUT2460	1,160.
		66"	19 ⁵ / ₈ " - 21"	23 ³ / ₄ "	KSUJEUT2466	1,215.
		72"	19 ⁵ / ₈ " - 21"	23 ³ / ₄ "	KSUJEUT2472	1,215.
		78"	19 ⁵ / ₈ " - 21"	23 ³ / ₄ "	KSUJEUT2478	1,215.



description	type	w	d	h	pattern no.	list
Rectangular Surround Screen with Economy Undermount Bracket	For use on square corner worksurfaces	45"	22 ¹ / ₈ "	23 ³ / ₄ "	KSULEUT2445	1,160.
		46"	22 ¹ / ₈ "	23 ³ / ₄ "	KSULEUT2446	1,160.
		51"	22 ¹ / ₈ "	23 ³ / ₄ "	KSULEUT2451	1,160.
		52"	22 ¹ / ₈ "	23 ³ / ₄ "	KSULEUT2452	1,160.
		57"	22 ¹ / ₈ "	23 ³ / ₄ "	KSULEUT2457	1,160.
		58"	22 ¹ / ₈ "	23 ³ / ₄ "	KSULEUT2458	1,160.
		63"	22 ¹ / ₈ "	23 ³ / ₄ "	KSULEUT2463	1,215.
		64"	22 ¹ / ₈ "	23 ³ / ₄ "	KSULEUT2464	1,215.
		69"	22 ¹ / ₈ "	23 ³ / ₄ "	KSULEUT2469	1,215.
		70"	22 ¹ / ₈ "	23 ³ / ₄ "	KSULEUT2470	1,215.
		75"	22 ¹ / ₈ "	23 ³ / ₄ "	KSULEUT2475	1,215.
		76"	22 ¹ / ₈ "	23 ³ / ₄ "	KSULEUT2476	1,215.

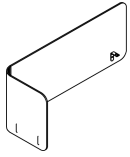


*Nominal Width

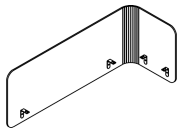
Ordering Information	Order Code	Application Notes	Included With
k. screen 1. Pattern Number 2. PET 3. Bracket Paint finish	k. screens <hr/> <i>Example:</i> KSUJEUT2460, KO, KSW <hr/> K k. collection <hr/> S k. screen <hr/> UJ Radiused Surround <hr/> EU Economy Undermount Bracket <hr/> T PET <hr/> 24 Height <hr/> 60 Width <hr/> KO Koala <hr/> KSW k. screen White	Radiused screens should be mounted to a square edge, 3" radius corner worksurface. Due to flexibility of the curved corners, screens can be used on multiple worksurface widths. Rectangular screens should be mounted to a square or postform edge, square corner worksurface. Nominal screen width must match actual worksurface width. Economy Brackets are only available with k. screen White (KSW) and k. screen Black (KSB) finish:	Screens will have two side brackets and two or three rear brackets depending on the size. Screens always maintain a 1 1/4" wire gap at the rear of the worksurface, and a 3/8" gap at the side(s) regardless of style or bracket selection .

k. screen Contour in PET Economy Undermount Bracket

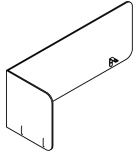
description	type	w	d	h	pattern no.	list
J-Shape Screen, Left Return with Economy Undermount Bracket	For use on radius corner worksurface	42"	22 1/8"	23 3/4"	KSJEUT2442LR	\$1,055.
		48"	22 1/8"	23 3/4"	KSJEUT2448LR	1,055.
		54"	22 1/8"	23 3/4"	KSJEUT2454LR	1,055.
		60"	22 1/8"	23 3/4"	KSJEUT2460LR	1,055.
		66"	22 1/8"	23 3/4"	KSJEUT2466LR	1,115.



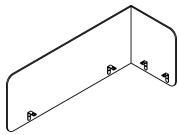
J-Shape Screen, Right Return with Economy Undermount Bracket	For use on radius corner worksurface	42"	22 1/8"	23 3/4"	KSJEUT2442RR	1,055.
		48"	22 1/8"	23 3/4"	KSJEUT2448RR	1,055.
		54"	22 1/8"	23 3/4"	KSJEUT2454RR	1,055.
		60"	22 1/8"	23 3/4"	KSJEUT2460RR	1,055.
		66"	22 1/8"	23 3/4"	KSJEUT2466RR	1,115.



L-Shape Screen, Left Return	For use on square corner worksurface	42"	22 1/8"	23 3/4"	KSLEUT2442LR	1,055.
		48"	22 1/8"	23 3/4"	KSLEUT2448LR	1,055.
		54"	22 1/8"	23 3/4"	KSLEUT2454LR	1,055.
		60"	22 1/8"	23 3/4"	KSLEUT2460LR	1,055.
		66"	22 1/8"	23 3/4"	KSLEUT2466LR	1,115.



L-Shape Screen, Right Return	For use on square corner worksurface	42"	22 1/8"	23 3/4"	KSLEUT2442RR	1,055.
		48"	22 1/8"	23 3/4"	KSLEUT2448RR	1,055.
		54"	22 1/8"	23 3/4"	KSLEUT2454RR	1,055.
		60"	22 1/8"	23 3/4"	KSLEUT2460RR	1,055.
		66"	22 1/8"	23 3/4"	KSLEUT2466RR	1,115.



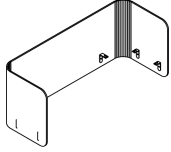
*Nominal Width

Ordering Information	Order Code	Application Notes	Included With
k. screen	k. screens		
1. Pattern Number	<i>Example:</i> KSUJEUT2460LR, KO, KSW	Radiused screens should be mounted to a square edge, 3" radius corner worksurface. Due to flexibility of the curved corners, screens can be used on multiple worksurface widths.	Screens will have two side brackets and two or three rear brackets depending on the size.
2. PET	K k. collection		Screens always maintain a 1 1/4" wire gap at the rear of the worksurface, and a 3/8" gap at the side(s) regardless of style or bracket selection .
3. Bracket Paint finish	S k. screen		
	UJ Radiused Surround	Rectangular screens should be mounted to a square or postform edge, square corner worksurface. Nominal screen width must match actual worksurface width.	
	EU Economy Undermount Bracket		
	T PET		
	24 Height		
	LR Left Return	Economy Brackets are only available with k. screen White (KSW) and k. screen Black (KSB) finish:	
	60 Width		
	KO Koala		
	KSW k. screen White		

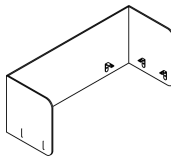
k. screen Contour in PET Economy Undermount Bracket

kscreen

description	type	w	d	h	pattern no.	list
Radiused Surround Screen with Economy Undermount Bracket Kit of 10	For use on radius corner worksurfaces	48"	19 ⁵ / ₈ " - 21"	23 ³ / ₄ "	KSUJEUT2448K10	\$11,250.
		54"	19 ⁵ / ₈ " - 21"	23 ³ / ₄ "	KSUJEUT2454K10	11,250.
		60"	19 ⁵ / ₈ " - 21"	23 ³ / ₄ "	KSUJEUT2460K10	11,250.
		66"	19 ⁵ / ₈ " - 21"	23 ³ / ₄ "	KSUJEUT2466K10	11,650.
		72"	19 ⁵ / ₈ " - 21"	23 ³ / ₄ "	KSUJEUT2472K10	11,650.
		78"	19 ⁵ / ₈ " - 21"	23 ³ / ₄ "	KSUJEUT2478K10	11,650.



description	type	w	d	h	pattern no.	list
Rectangular Surround Screen with Economy Undermount Bracket Kit of 10	For use on square corner worksurface	45"	22 ¹ / ₈ "	23 ³ / ₄ "	KSULEUT2445K10	11,250.
		46"	22 ¹ / ₈ "	23 ³ / ₄ "	KSULEUT2446K10	11,250.
		51"	22 ¹ / ₈ "	23 ³ / ₄ "	KSULEUT2451K10	11,250.
		52"	22 ¹ / ₈ "	23 ³ / ₄ "	KSULEUT2452K10	11,250.
		57"	22 ¹ / ₈ "	23 ³ / ₄ "	KSULEUT2457K10	11,250.
		58"	22 ¹ / ₈ "	23 ³ / ₄ "	KSULEUT2458K10	11,250.
		63"	22 ¹ / ₈ "	23 ³ / ₄ "	KSULEUT2463K10	11,650.
		64"	22 ¹ / ₈ "	23 ³ / ₄ "	KSULEUT2464K10	11,650.
		69"	22 ¹ / ₈ "	23 ³ / ₄ "	KSULEUT2469K10	11,650.
		70"	22 ¹ / ₈ "	23 ³ / ₄ "	KSULEUT2470K10	11,650.
		75"	22 ¹ / ₈ "	23 ³ / ₄ "	KSULEUT2475K10	11,650.
		76"	22 ¹ / ₈ "	23 ³ / ₄ "	KSULEUT2476K10	11,650.



*Nominal Width

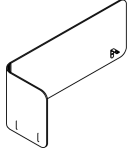
Ordering Information	Order Code	Application Notes	Included With	
k. screen	k. screens	Radiused screens should be mounted to a square edge, 3" radius corner worksurface. Due to flexibility of the curved corners, screens can be used on multiple worksurface widths.	Screens will have two side brackets and two or three rear brackets depending on the size.	
1. Pattern Number	<i>Example:</i> KSUJEUT2460K10, KO, KSW			
2. PET	K k. collection	Rectangular screens should be mounted to a square or postform edge, square corner worksurface. Nominal screen width must match actual worksurface width.	Screens always maintain a 1 ¹ / ₄ " wire gap at the rear of the worksurface, and a ³ / ₈ " gap at the side(s) regardless of style or bracket selection .	
3. Bracket Paint finish	S k. screen			
	UJ Radiused Surround			
EU Economy Undermount Bracket				
T PET				
24 Height				
60 Width				
K10 Kit of 10				
KO Koala				
KSW k. screen White				
				Economy Brackets are only available with k. screen White (KSW) and k. screen Black (KSB) finish:

k. screen Contour in PET

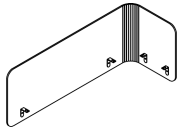
Economy Undermount Bracket

kscreen

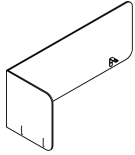
description	type	w	d	h	pattern no.	list
J-Shape Screen, Left Return with Economy Undermount Bracket Kit of 10	For use on radius corner worksurface	42"	22 1/8"	23 3/4"	KSJEUT2442LRK10	\$10,250.
		48"	22 1/8"	23 3/4"	KSJEUT2448LRK10	10,250.
		54"	22 1/8"	23 3/4"	KSJEUT2454LRK10	10,250.
		60"	22 1/8"	23 3/4"	KSJEUT2460LRK10	10,250.
		66"	22 1/8"	23 3/4"	KSJEUT2466LRK10	10,750.



J-Shape Screen, Right Return with Economy Undermount Bracket Kit of 10	For use on radius corner worksurface	42"	22 1/8"	23 3/4"	KSJEUT2442RRK10	10,250.
		48"	22 1/8"	23 3/4"	KSJEUT2448RRK10	10,250.
		54"	22 1/8"	23 3/4"	KSJEUT2454RRK10	10,250.
		60"	22 1/8"	23 3/4"	KSJEUT2460RRK10	10,250.
		66"	22 1/8"	23 3/4"	KSJEUT2466RRK10	10,750.



L-Shape Screen, Left Return Kit of 10	For use on square corner worksurface	42"	22 1/8"	23 3/4"	KSLEUT2442LRK10	10,250.
		48"	22 1/8"	23 3/4"	KSLEUT2448LRK10	10,250.
		54"	22 1/8"	23 3/4"	KSLEUT2454LRK10	10,250.
		60"	22 1/8"	23 3/4"	KSLEUT2460LRK10	10,250.
		66"	22 1/8"	23 3/4"	KSLEUT2466LRK10	10,750.



*Nominal Width

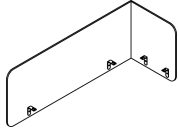
Ordering Information	Order Code	Application Notes	Included With
k. screen 1. Pattern Number 2. PET 3. Bracket Paint finish	k. screens <hr/> <i>Example:</i> KSUJEUT2460LRK10, KO, KSW <hr/> K k. collection <hr/> S k. screen <hr/> UJ Radiused Surround <hr/> EU Economy Undermount Bracket <hr/> T PET <hr/> 24 Height <hr/> 60 Width <hr/> LR Left Return <hr/> K10 Kit of 10 <hr/> KO Koala <hr/> KSW k. screen White	Radiused screens should be mounted to a square edge, 3" radius corner worksurface. Due to flexibility of the curved corners, screens can be used on multiple worksurface widths. Rectangular screens should be mounted to a square or postform edge, square corner worksurface. Nominal screen width must match actual worksurface width. Economy Brackets are only available with k. screen White (KSW) and k. screen Black (KSB) finish:	Screens will have two side brackets and two or three rear brackets depending on the size. Screens always maintain a 1 1/4" wire gap at the rear of the worksurface, and a 3/8" gap at the side(s) regardless of style or bracket selection .

k. screen Contour in PET

Economy Undermount Bracket

kscreen

description	type	w	d	h	pattern no.	list
L-Shape Screen, Right Return Kit of 10	For use on square corner worksurface	42"	22 1/8"	23 3/4"	KSLEUT2442RRK10	\$10,250.
		48"	22 1/8"	23 3/4"	KSLEUT2448RRK10	10,250.
		54"	22 1/8"	23 3/4"	KSLEUT2454RRK10	10,250.
		60"	22 1/8"	23 3/4"	KSLEUT2460RRK10	10,250.
		66"	22 1/8"	23 3/4"	KSLEUT2466RRK10	10,750.



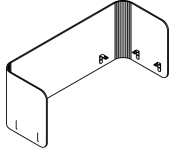
*Nominal Width

Ordering Information	Order Code	Application Notes	Included With
k. screen	k. screens		
1. Pattern Number	<i>Example:</i> KSUJEUT2460LRK10,	Radiused screens should be mounted to a square edge, 3" radius corner worksurface. Due to flexibility of the curved corners, screens can be used on multiple worksurface widths.	Screens will have two side brackets and two or three rear brackets depending on the size.
2. PET	KO, KSW		
3. Bracket Paint finish	K k. collection	Rectangular screens should be mounted to a square or postform edge, square corner worksurface. Nominal screen width must match actual worksurface width.	Screens always maintain a 1 1/4" wire gap at the rear of the worksurface, and a 3/8" gap at the side(s) regardless of style or bracket selection .
	S k. screen		
	UJ Radiused Surround	Economy Brackets are only available with k. screen White (KSW) and k. screen Black (KSB) finish:	
	EU Economy Undermount Bracket		
	T PET		
	24 Height		
	60 Width		
	LR Left Return		
	K10 Kit of 10		
	KO Koala		
	KSW k. screen White		

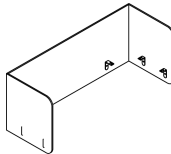
k. screen Contour in PET Economy Clampmount Bracket

kscreen

description	type	w	d	h	pattern no.	list
Radiused Surround Screen with Economy Clampmount Bracket	For use on radius corner worksurfaces	48"	19 ⁵ / ₈ " - 21"	23 ³ / ₄ "	KSUJECT2448	\$1,210.
		54"	19 ⁵ / ₈ " - 21"	23 ³ / ₄ "	KSUJECT2454	1,210.
		60"	19 ⁵ / ₈ " - 21"	23 ³ / ₄ "	KSUJECT2460	1,210.
		66"	19 ⁵ / ₈ " - 21"	23 ³ / ₄ "	KSUJECT2466	1,270.
		72"	19 ⁵ / ₈ " - 21"	23 ³ / ₄ "	KSUJECT2472	1,270.
		78"	19 ⁵ / ₈ " - 21"	23 ³ / ₄ "	KSUJECT2478	1,270.



description	type	w	d	h	pattern no.	list
Rectangular Surround Screen with Economy Clampmount Bracket	For use on square corner worksurfaces	45"	22 ¹ / ₈ "	23 ³ / ₄ "	KSULECT2445	1,210.
		46"	22 ¹ / ₈ "	23 ³ / ₄ "	KSULECT2446	1,210.
		51"	22 ¹ / ₈ "	23 ³ / ₄ "	KSULECT2451	1,210.
		52"	22 ¹ / ₈ "	23 ³ / ₄ "	KSULECT2452	1,210.
		57"	22 ¹ / ₈ "	23 ³ / ₄ "	KSULECT2457	1,210.
		58"	22 ¹ / ₈ "	23 ³ / ₄ "	KSULECT2458	1,210.
		63"	22 ¹ / ₈ "	23 ³ / ₄ "	KSULECT2463	1,270.
		64"	22 ¹ / ₈ "	23 ³ / ₄ "	KSULECT2464	1,270.
		69"	22 ¹ / ₈ "	23 ³ / ₄ "	KSULECT2469	1,270.
		70"	22 ¹ / ₈ "	23 ³ / ₄ "	KSULECT2470	1,270.
		75"	22 ¹ / ₈ "	23 ³ / ₄ "	KSULECT2475	1,270.
		76"	22 ¹ / ₈ "	23 ³ / ₄ "	KSULECT2476	1,270.



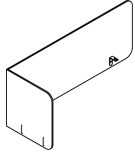
*Nominal Width

Ordering Information	Order Code	Application Notes	Included With
k. screen 1. Pattern Number 2. PET 3. Bracket Paint finish	k. screens <hr/> <i>Example:</i> KSUJECT2460, KO, KSW <hr/> K k. collection <hr/> S k. screen <hr/> UJ Radiused Surround <hr/> EC Economy Clampmount Bracket <hr/> T PET <hr/> 24 Height <hr/> 60 Width <hr/> KO Koala <hr/> KSW k. screen White	Radiused screens should be mounted to a square edge, 3" radius corner worksurface. Due to flexibility of the curved corners, screens can be used on multiple worksurface widths. Rectangular screens should be mounted to a square or postform edge, square corner worksurface. Nominal screen width must match actual worksurface width. Economy Brackets are only available with k. screen White (KSW) and k. screen Black (KSB) finish:	Screens will have two side brackets and two or three rear brackets depending on the size. Screens always maintain a 1 1/4" wire gap at the rear of the worksurface, and a 3/8" gap at the side(s) regardless of style or bracket selection .

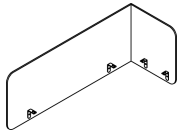
k. screen Contour in PET Economy Clampmount Bracket

kscreen

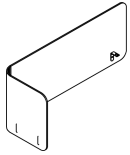
description	type	w	d	h	pattern no.	list
L-Shape Screen, Left Return with Economy Clampmount Bracket	For use on square corner worksurface	42"	22 1/8"	23 3/4"	KSLECT2442LR	\$1,055.
		48"	22 1/8"	23 3/4"	KSLECT2448LR	1,055.
		54"	22 1/8"	23 3/4"	KSLECT2454LR	1,055.
		60"	22 1/8"	23 3/4"	KSLECT2460LR	1,055.
		66"	22 1/8"	23 3/4"	KSLECT2466LR	1,115.



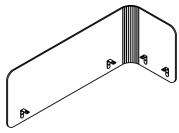
L-Shape Screen, Right Return with Economy Clampmount Bracket	For use on square corner worksurface	42"	22 1/8"	23 3/4"	KSLECT2442RR	1,055.
		48"	22 1/8"	23 3/4"	KSLECT2448RR	1,055.
		54"	22 1/8"	23 3/4"	KSLECT2454RR	1,055.
		60"	22 1/8"	23 3/4"	KSLECT2460RR	1,055.
		66"	22 1/8"	23 3/4"	KSLECT2466RR	1,115.



J-Shape Screen, Left Return with Economy Clampmount Bracket	For use on radius corner worksurface	42"	22 1/8"	23 3/4"	KSJECT2442LR	1,055.
		48"	22 1/8"	23 3/4"	KSJECT2448LR	1,055.
		54"	22 1/8"	23 3/4"	KSJECT2454LR	1,055.
		60"	22 1/8"	23 3/4"	KSJECT2460LR	1,055.
		66"	22 1/8"	23 3/4"	KSJECT2466LR	1,115.



J-Shape Screen, Right Return with Economy Clampmount Bracket	For use on radius corner worksurface	42"	22 1/8"	23 3/4"	KSJECT2442RR	1,055.
		48"	22 1/8"	23 3/4"	KSJECT2448RR	1,055.
		54"	22 1/8"	23 3/4"	KSJECT2454RR	1,055.
		60"	22 1/8"	23 3/4"	KSJECT2460RR	1,055.
		66"	22 1/8"	23 3/4"	KSJECT2466RR	1,115.



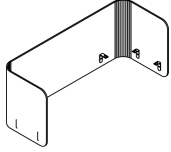
*Nominal Width

Ordering Information	Order Code	Application Notes	Included With
k. screen	k. screens		
1. Pattern Number	<i>Example:</i> KSUJECT2460LR, KO, KSW	Radiused screens should be mounted to a square edge, 3" radius corner worksurface. Due to flexibility of the curved corners, screens can be used on multiple worksurface widths.	Screens will have two side brackets and two or three rear brackets depending on the size.
2. PET	K k. collection		Screens always maintain a 1 1/4" wire gap at the rear of the worksurface, and a 3/8" gap at the side(s) regardless of style or bracket selection .
3. Bracket Paint finish	S k. screen		
	UJ Radiused Surround	Rectangular screens should be mounted to a square or postform edge, square corner worksurface. Nominal screen width must match actual worksurface width.	
	EC Economy Clampmount Bracket		
	T PET		
	24 Height		
	60 Width		
	LR Left Return		
	KO Koala		
	KSW k. screen White	Economy Brackets are only available with k. screen White (KSW) and k. screen Black (KSB) finish:	

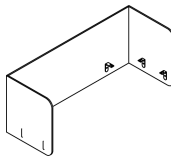
k. screen Contour in PET Economy Clampmount Bracket

kscreen

description	type	w	d	h	pattern no.	list
Radiused Surround Screen with Economy Clampmount Bracket Kit of 10	For use on radius corner worksurfaces	48"	19 ⁵ / ₈ " - 21"	23 ³ / ₄ "	KSUJECT2448K10	\$11,675.
		54"	19 ⁵ / ₈ " - 21"	23 ³ / ₄ "	KSUJECT2454K10	11,675.
		60"	19 ⁵ / ₈ " - 21"	23 ³ / ₄ "	KSUJECT2460K10	11,675.
		66"	19 ⁵ / ₈ " - 21"	23 ³ / ₄ "	KSUJECT2466K10	12,175.
		72"	19 ⁵ / ₈ " - 21"	23 ³ / ₄ "	KSUJECT2472K10	12,175.
		78"	19 ⁵ / ₈ " - 21"	23 ³ / ₄ "	KSUJECT2478K10	12,175.



description	type	w	d	h	pattern no.	list
Rectangular Surround Screen with Economy Clampmount Bracket Kit of 10	For use on square corner worksurface	45"	22 ¹ / ₈ "	23 ³ / ₄ "	KSULECT2445K10	11,675.
		46"	22 ¹ / ₈ "	23 ³ / ₄ "	KSULECT2446K10	11,675.
		51"	22 ¹ / ₈ "	23 ³ / ₄ "	KSULECT2451K10	11,675.
		52"	22 ¹ / ₈ "	23 ³ / ₄ "	KSULECT2452K10	11,675.
		57"	22 ¹ / ₈ "	23 ³ / ₄ "	KSULECT2457K10	11,675.
		58"	22 ¹ / ₈ "	23 ³ / ₄ "	KSULECT2458K10	11,675.
		63"	22 ¹ / ₈ "	23 ³ / ₄ "	KSULECT2463K10	12,175.
		64"	22 ¹ / ₈ "	23 ³ / ₄ "	KSULECT2464K10	12,175.
		69"	22 ¹ / ₈ "	23 ³ / ₄ "	KSULECT2469K10	12,175.
		70"	22 ¹ / ₈ "	23 ³ / ₄ "	KSULECT2470K10	12,175.
		75"	22 ¹ / ₈ "	23 ³ / ₄ "	KSULECT2475K10	12,175.
		76"	22 ¹ / ₈ "	23 ³ / ₄ "	KSULECT2476K10	12,175.



*Nominal Width

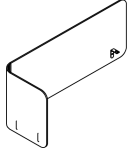
Ordering Information	Order Code	Application Notes	Included With
k. screen	k. screens		
1. Pattern Number	<i>Example:</i> KSUJECT2460K10, KO, KSW	Radiused screens should be mounted to a square edge, 3" radius corner worksurface. Due to flexibility of the curved corners, screens can be used on multiple worksurface widths.	Screens will have two side brackets and two or three rear brackets depending on the size.
2. PET	K k. collection		
3. Bracket Paint finish	S k. screen		
	UJ Radiused Surround	Rectangular screens should be mounted to a square or postform edge, square corner worksurface. Nominal screen width must match actual worksurface width.	Screens always maintain a 1 1/4" wire gap at the rear of the worksurface, and a 3/8" gap at the side(s) regardless of style or bracket selection .
	EC Economy Clampmount Bracket		
	T PET		
	24 Height		
	60 Width	Economy Brackets are only available with k. screen White (KSW) and k. screen Black (KSB) finish:	
	K10 Kit of 10		
	KO Koala		
	KSW k. screen White		

k. screen Contour in PET

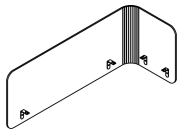
Economy Clampmount Bracket

kscreen

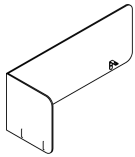
description	type	w	d	h	pattern no.	list
J-Shape Screen, Left Return with Economy Clampmount Bracket Kit of 10	For use on radius corner worksurface	42"	22 1/8"	23 3/4"	KSJECT2442LRK10	\$10,550.
		48"	22 1/8"	23 3/4"	KSJECT2448LRK10	10,550.
		54"	22 1/8"	23 3/4"	KSJECT2454LRK10	10,550.
		60"	22 1/8"	23 3/4"	KSJECT2460LRK10	10,550.
		66"	22 1/8"	23 3/4"	KSJECT2466LRK10	11,100.



J-Shape Screen, Right Return with Economy Clampmount Bracket Kit of 10	For use on radius corner worksurface	42"	22 1/8"	23 3/4"	KSJECT2442RRK10	10,550.
		48"	22 1/8"	23 3/4"	KSJECT2448RRK10	10,550.
		54"	22 1/8"	23 3/4"	KSJECT2454RRK10	10,550.
		60"	22 1/8"	23 3/4"	KSJECT2460RRK10	10,550.
		66"	22 1/8"	23 3/4"	KSJECT2466RRK10	11,100.



L-Shape Screen, Left Return with Economy Clampmount Bracket Kit of 10	For use on square corner worksurface	42"	22 1/8"	23 3/4"	KSLECT2442LRK10	10,550.
		48"	22 1/8"	23 3/4"	KSLECT2448LRK10	10,550.
		54"	22 1/8"	23 3/4"	KSLECT2454LRK10	10,550.
		60"	22 1/8"	23 3/4"	KSLECT2460LRK10	10,550.
		66"	22 1/8"	23 3/4"	KSLECT2466LRK10	11,100.



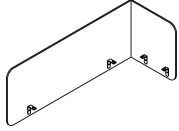
*Nominal Width

Ordering Information	Order Code	Application Notes	Included With
k. screen 1. Pattern Number 2. PET 3. Bracket Paint finish	k. screens <hr/> <i>Example:</i> KSUJECT2460LRK10, KO, KSW <hr/> K k. collection <hr/> S k. screen <hr/> UJ Radiused Surround <hr/> EC Economy Clampmount Bracket <hr/> T PET <hr/> 24 Height <hr/> 60 Width <hr/> LR Left Return <hr/> K10 Kit of 10 <hr/> KO Koala <hr/> KSW k. screen White	Radiused screens should be mounted to a square edge, 3" radius corner worksurface. Due to flexibility of the curved corners, screens can be used on multiple worksurface widths. Rectangular screens should be mounted to a square or postform edge, square corner worksurface. Nominal screen width must match actual worksurface width. Economy Brackets are only available with k. screen White (KSW) and k. screen Black (KSB) finish:	Screens will have two side brackets and two or three rear brackets depending on the size. Screens always maintain a 1 1/4" wire gap at the rear of the worksurface, and a 3/8" gap at the side(s) regardless of style or bracket selection .

k. screen Contour in PET
Economy Clampmount Bracket

kscreen

description	type	w	d	h	pattern no.	list
L-Shape Screen, Right Return with Economy Clampmount Bracket Kit of 10	For use on square corner worksurface	42"	22 ¹ / ₈ "	23 ³ / ₄ "	KSLECT2442RRK10	\$10,550.
		48"	22 ¹ / ₈ "	23 ³ / ₄ "	KSLECT2448RRK10	10,550.
		54"	22 ¹ / ₈ "	23 ³ / ₄ "	KSLECT2454RRK10	10,550.
		60"	22 ¹ / ₈ "	23 ³ / ₄ "	KSLECT2460RRK10	10,550.
		66"	22 ¹ / ₈ "	23 ³ / ₄ "	KSLECT2466RRK10	11,100.



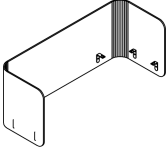
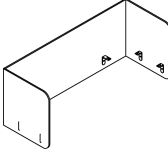
*Nominal Width

Ordering Information	Order Code	Application Notes	Included With
k. screen	k. screens		
1. Pattern Number	<i>Example:</i> KSUJECT2460LRK10,	Radiused screens should be mounted to a square edge, 3" radius corner worksurface. Due to flexibility of the curved corners, screens can be used on multiple worksurface widths.	Screens will have two side brackets and two or three rear brackets depending on the size.
2. PET	KO, KSW		
3. Bracket Paint finish	K k. collection		
	S k. screen		
	UJ Radiused Surround	Rectangular screens should be mounted to a square or postform edge, square corner worksurface. Nominal screen width must match actual worksurface width.	Screens always maintain a 1 ¹ / ₄ " wire gap at the rear of the worksurface, and a ³ / ₈ " gap at the side(s) regardless of style or bracket selection .
	EC Economy Clampmount Bracket		
	T PET		
	24 Height		
	60 Width	Economy Brackets are only available with k. screen White (KSW) and k. screen Black (KSB) finish:	
	LR Left Return		
	K10 Kit of 10		
	KO Koala		
	KSW k. screen White		

k. screen Contour in PET

Premium Edgemount Bracket

kscreen

description	type	w	d	h	pattern no.	list
Radiused Surround Screen with Premium Edgemount Bracket 	For use on radius corner worksurfaces	48"	19 ⁵ / ₈ " - 21"	23 ³ / ₄ "	KSUJPET2448	\$1,305.
		54"	19 ⁵ / ₈ " - 21"	23 ³ / ₄ "	KSUJPET2454	1,305.
		60"	19 ⁵ / ₈ " - 21"	23 ³ / ₄ "	KSUJPET2460	1,305.
		66"	19 ⁵ / ₈ " - 21"	23 ³ / ₄ "	KSUJPET2466	1,355.
		72"	19 ⁵ / ₈ " - 21"	23 ³ / ₄ "	KSUJPET2472	1,355.
		78"	19 ⁵ / ₈ " - 21"	23 ³ / ₄ "	KSUJPET2478	1,355.
Rectangular Surround Screen with Premium Edgemount Bracket 	For use on square corner worksurface	45"	22 ¹ / ₈ "	23 ³ / ₄ "	KSULPET2445	1,305.
		46"	22 ¹ / ₈ "	23 ³ / ₄ "	KSULPET2446	1,305.
		51"	22 ¹ / ₈ "	23 ³ / ₄ "	KSULPET2451	1,305.
		52"	22 ¹ / ₈ "	23 ³ / ₄ "	KSULPET2452	1,305.
		57"	22 ¹ / ₈ "	23 ³ / ₄ "	KSULPET2457	1,305.
		58"	22 ¹ / ₈ "	23 ³ / ₄ "	KSULPET2458	1,305.
		63"	22 ¹ / ₈ "	23 ³ / ₄ "	KSULPET2463	1,355.
		64"	22 ¹ / ₈ "	23 ³ / ₄ "	KSULPET2464	1,355.
		69"	22 ¹ / ₈ "	23 ³ / ₄ "	KSULPET2469	1,355.
		70"	22 ¹ / ₈ "	23 ³ / ₄ "	KSULPET2470	1,355.
		75"	22 ¹ / ₈ "	23 ³ / ₄ "	KSULPET2475	1,355.
		76"	22 ¹ / ₈ "	23 ³ / ₄ "	KSULPET2476	1,355.

*Nominal Width

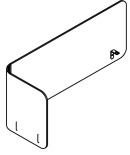
Ordering Information	Order Code	Application Notes	Included With
k. screen 1. Pattern Number 2. PET 3. Bracket Paint finish	k. screens <hr/> <i>Example:</i> KSUJPET2460, KO, 111T <hr/> K k. collection <hr/> S k. screen <hr/> UJ Radiused Surround <hr/> PE Premium Edgemount Bracket <hr/> T PET <hr/> 24 Height <hr/> 60 Width <hr/> KO Koala <hr/> 111T Jet Black, Textured	Radiused screens should be mounted to a square edge, 3" radius corner worksurface. Due to flexibility of the curved corners, screens can be used on multiple worksurface widths. Rectangular screens should be mounted to a square or postform edge, square corner worksurface. Nominal screen width must match actual worksurface width. Premium Brackets are available in core paint colors:	Screens will have two side brackets and two or three rear brackets depending on the size. Screens always maintain a 1 1/4" wire gap at the rear of the worksurface, and a 3/8" gap at the side(s) regardless of style or bracket selection .

k. screen Contour in PET

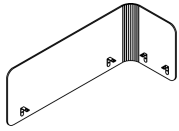
Premium Edgemount Bracket

kscreen

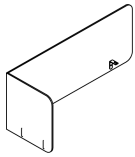
description	type	w	d	h	pattern no.	list
J-Shape Screen, Left Return with Premium Edgemount Bracket	For use on radius corner worksurface	42"	22 1/8"	23 3/4"	KSJPET2442LR	\$1,160.
		48"	22 1/8"	23 3/4"	KSJPET2448LR	1,160.
		54"	22 1/8"	23 3/4"	KSJPET2454LR	1,160.
		60"	22 1/8"	23 3/4"	KSJPET2460LR	1,160.
		66"	22 1/8"	23 3/4"	KSJPET2466LR	1,210.



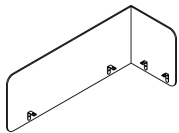
J-Shape Screen, Right Return with Premium Edgemount Bracket	For use on radius corner worksurface	42"	22 1/8"	23 3/4"	KSJPET2442RR	1,160.
		48"	22 1/8"	23 3/4"	KSJPET2448RR	1,160.
		54"	22 1/8"	23 3/4"	KSJPET2454RR	1,160.
		60"	22 1/8"	23 3/4"	KSJPET2460RR	1,160.
		66"	22 1/8"	23 3/4"	KSJPET2466RR	1,210.



L-Shape Screen, Left Return with Premium Edgemount Bracket	For use on square corner worksurface	42"	22 1/8"	23 3/4"	KSLPET2442LR	1,160.
		48"	22 1/8"	23 3/4"	KSLPET2448LR	1,160.
		54"	22 1/8"	23 3/4"	KSLPET2454LR	1,160.
		60"	22 1/8"	23 3/4"	KSLPET2460LR	1,160.
		66"	22 1/8"	23 3/4"	KSLPET2466LR	1,210.



L-Shape Screen, Right Return with Premium Edgemount Bracket	For use on square corner worksurface	42"	22 1/8"	23 3/4"	KSLPET2442RR	1,160.
		48"	22 1/8"	23 3/4"	KSLPET2448RR	1,160.
		54"	22 1/8"	23 3/4"	KSLPET2454RR	1,160.
		60"	22 1/8"	23 3/4"	KSLPET2460RR	1,160.
		66"	22 1/8"	23 3/4"	KSLPET2466RR	1,210.



*Nominal Width

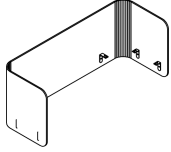
Ordering Information	Order Code	Application Notes	Included With
k. screen	k. screens		
1. Pattern Number	<i>Example:</i> KSUJPET2460, KO, 111T	Radiused screens should be mounted to a square edge, 3" radius corner worksurface. Due to flexibility of the curved corners, screens can be used on multiple worksurface widths.	Screens will have two side brackets and two or three rear brackets depending on the size.
2. PET	K k. collection		Screens always maintain a 1 1/4" wire gap at the rear of the worksurface, and a 3/8" gap at the side(s) regardless of style or bracket selection .
3. Bracket Paint finish	S k. screen	Rectangular screens should be mounted to a square or postform edge, square corner worksurface. Nominal screen width must match actual worksurface width.	
	UJ Radiused Surround		
	PE Premium Edgemount Bracket	Premium Brackets are available in core paint colors:	
	T PET		
	24 Height		
	60 Width		
	LR Left Return		
	KO Koala		
	111T Jet Black, Textured		

k. screen Contour in PET

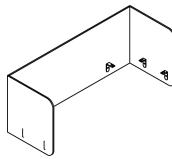
Premium Edgemount Bracket

kscreen

description	type	w	d	h	pattern no.	list
Radiused Surround Screen with Premium Edgemount Bracket Kit of 10	For use on radius corner worksurfaces	48"	19 ³ / ₈ " - 21"	23 ³ / ₄ "	KSUJPET2448K10	\$12,700.
		54"	19 ³ / ₈ " - 21"	23 ³ / ₄ "	KSUJPET2454K10	12,700.
		60"	19 ³ / ₈ " - 21"	23 ³ / ₄ "	KSUJPET2460K10	12,700.
		66"	19 ³ / ₈ " - 21"	23 ³ / ₄ "	KSUJPET2466K10	13,000.
		72"	19 ³ / ₈ " - 21"	23 ³ / ₄ "	KSUJPET2472K10	13,000.
		78"	19 ³ / ₈ " - 21"	23 ³ / ₄ "	KSUJPET2478K10	13,000.



description	type	w	d	h	pattern no.	list
Rectangular Surround Screen with Premium Edgemount Bracket Kit of 10	For use on square corner worksurfaces	45"	22 ¹ / ₈ "	23 ³ / ₄ "	KSULPET2445K10	12,700.
		46"	22 ¹ / ₈ "	23 ³ / ₄ "	KSULPET2446K10	12,700.
		51"	22 ¹ / ₈ "	23 ³ / ₄ "	KSULPET2451K10	12,700.
		52"	22 ¹ / ₈ "	23 ³ / ₄ "	KSULPET2452K10	12,700.
		57"	22 ¹ / ₈ "	23 ³ / ₄ "	KSULPET2457K10	12,700.
		58"	22 ¹ / ₈ "	23 ³ / ₄ "	KSULPET2458K10	12,700.
		63"	22 ¹ / ₈ "	23 ³ / ₄ "	KSULPET2463K10	13,000.
		64"	22 ¹ / ₈ "	23 ³ / ₄ "	KSULPET2464K10	13,000.
		69"	22 ¹ / ₈ "	23 ³ / ₄ "	KSULPET2469K10	13,000.
		70"	22 ¹ / ₈ "	23 ³ / ₄ "	KSULPET2470K10	13,000.
		75"	22 ¹ / ₈ "	23 ³ / ₄ "	KSULPET2475K10	13,000.
		76"	22 ¹ / ₈ "	23 ³ / ₄ "	KSULPET2476K10	13,000.



*Nominal Width

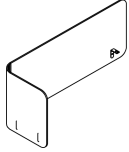
Ordering Information	Order Code	Application Notes	Included With
k. screen	k. screens		
1. Pattern Number	<i>Example:</i> KSUJPET2460K10, KO, 111T	Radiused screens should be mounted to a square edge, 3" radius corner worksurface. Due to flexibility of the curved corners, screens can be used on multiple worksurface widths.	Screens will have two side brackets and two or three rear brackets depending on the size.
2. PET	K k. collection		Screens always maintain a 1 1/4" wire gap at the rear of the worksurface, and a 3/8" gap at the side(s) regardless of style or bracket selection .
3. Bracket Paint finish	S k. screen		
	UJ Radiused Surround	Rectangular screens should be mounted to a square or postform edge, square corner worksurface. Nominal screen width must match actual worksurface width.	
	PE Premium Edgemount Bracket		
	T PET		
	24 Height		
	60 Width		
	K10 Kit of 10	Premium Brackets are available in core paint colors:	
	KO Koala		
	111T Jet Black, Textured		

k. screen Contour in PET

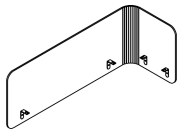
Premium Edgemount Bracket

kscreen

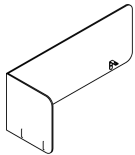
description	type	w	d	h	pattern no.	list
J-Shape Screen, Left Return with Premium Edgemount Bracket Kit of 10	For use on radius corner worksurface	42"	22 1/8"	23 3/4"	KSJPET2442LRK10	\$11,185.
		48"	22 1/8"	23 3/4"	KSJPET2448LRK10	11,185.
		54"	22 1/8"	23 3/4"	KSJPET2454LRK10	11,185.
		60"	22 1/8"	23 3/4"	KSJPET2460LRK10	11,185.
		66"	22 1/8"	23 3/4"	KSJPET2466LRK10	11,650.



J-Shape Screen, Right Return with Premium Edgemount Bracket Kit of 10	For use on radius corner worksurface	42"	22 1/8"	23 3/4"	KSJPET2442RRK10	11,185.
		48"	22 1/8"	23 3/4"	KSJPET2448RRK10	11,185.
		54"	22 1/8"	23 3/4"	KSJPET2454RRK10	11,185.
		60"	22 1/8"	23 3/4"	KSJPET2460RRK10	11,185.
		66"	22 1/8"	23 3/4"	KSJPET2466RRK10	11,650.



L-Shape Screen, Left Return with Premium Edgemount Bracket Kit of 10	For use on square corner worksurface	42"	22 1/8"	23 3/4"	KSLPET2442LRK10	11,185.
		48"	22 1/8"	23 3/4"	KSLPET2448LRK10	11,185.
		54"	22 1/8"	23 3/4"	KSLPET2454LRK10	11,185.
		60"	22 1/8"	23 3/4"	KSLPET2460LRK10	11,185.
		66"	22 1/8"	23 3/4"	KSLPET2466LRK10	11,650.



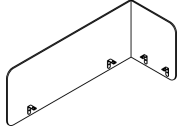
*Nominal Width

Ordering Information	Order Code	Application Notes	Included With
k. screen	k. screens		
1. Pattern Number	<i>Example:</i> KSUJPET2460LRK10, KO, 111T	Radiused screens should be mounted to a square edge, 3" radius corner worksurface. Due to flexibility of the curved corners, screens can be used on multiple worksurface widths.	Screens will have two side brackets and two or three rear brackets depending on the size.
2. PET	K k. collection		Screens always maintain a 1 1/4" wire gap at the rear of the worksurface, and a 3/8" gap at the side(s) regardless of style or bracket selection .
3. Bracket Paint finish	S k. screen	Rectangular screens should be mounted to a square or postform edge, square corner worksurface. Nominal screen width must match actual worksurface width.	
	UJ Radiused Surround		
	PE Premium Edgemount Bracket	Premium Brackets are available in core paint colors:	
	T PET		
	24 Height		
	60 Width		
	LR Left Return		
	K10 Kit of 10		
	KO Koala		
	111T Jet Black, Textured		

k. screen Contour in PET
Premium Edgemount Bracket

kscreen

description	type	w	d	h	pattern no.	list
L-Shape Screen, Right Return with Premium Edgemount Bracket Kit of 10	For use on square corner worksurface	42"	22 1/8"	23 3/4"	KSLPET2442RRK10	\$11,185.
		48"	22 1/8"	23 3/4"	KSLPET2448RRK10	11,185.
		54"	22 1/8"	23 3/4"	KSLPET2454RRK10	11,185.
		60"	22 1/8"	23 3/4"	KSLPET2460RRK10	11,185.
		66"	22 1/8"	23 3/4"	KSLPET2466RRK10	11,650.



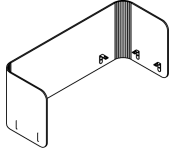
*Nominal Width

Ordering Information	Order Code	Application Notes	Included With
k. screen	k. screens		
1. Pattern Number	<i>Example:</i> KSUJPET2460LRK10,	Radiused screens should be mounted to a square edge, 3" radius corner worksurface. Due to flexibility of the curved corners, screens can be used on multiple worksurface widths.	Screens will have two side brackets and two or three rear brackets depending on the size.
2. PET	KO, 111T		
3. Bracket Paint finish	K k. collection	Rectangular screens should be mounted to a square or postform edge, square corner worksurface. Nominal screen width must match actual worksurface width.	Screens always maintain a 1 1/4" wire gap at the rear of the worksurface, and a 3/8" gap at the side(s) regardless of style or bracket selection .
	S k. screen		
	UJ Radiused Surround	Premium Brackets are available in core paint colors:	
	PE Premium Edgemount Bracket		
	T PET		
	24 Height		
	60 Width		
	LR Left Return		
	K10 Kit of 10		
	KO Koala		
	111T Jet Black, Textured		

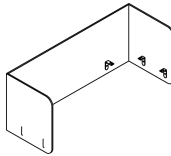
k. screen Contour in PET Premium Undermount Bracket

kscreen

description	type	w	d	h	pattern no.	list
Radiused Surround Screen with Premium Undermount Bracket	For use on radius corner worksurfaces	48"	19 ⁵ / ₈ " - 21"	23 ³ / ₄ "	KSUJPUT2448	\$1,260.
		54"	19 ⁵ / ₈ " - 21"	23 ³ / ₄ "	KSUJPUT2454	1,260.
		60"	19 ⁵ / ₈ " - 21"	23 ³ / ₄ "	KSUJPUT2460	1,260.
		66"	19 ⁵ / ₈ " - 21"	23 ³ / ₄ "	KSUJPUT2466	1,310.
		72"	19 ⁵ / ₈ " - 21"	23 ³ / ₄ "	KSUJPUT2472	1,310.
		78"	19 ⁵ / ₈ " - 21"	23 ³ / ₄ "	KSUJPUT2478	1,310.



description	type	w	d	h	pattern no.	list
Rectangular Surround Screen with Premium Undermount Bracket	For use on square corner worksurface	45"	22 ¹ / ₈ "	23 ³ / ₄ "	KSULPUT2445	1,260.
		46"	22 ¹ / ₈ "	23 ³ / ₄ "	KSULPUT2446	1,260.
		51"	22 ¹ / ₈ "	23 ³ / ₄ "	KSULPUT2451	1,260.
		52"	22 ¹ / ₈ "	23 ³ / ₄ "	KSULPUT2452	1,260.
		57"	22 ¹ / ₈ "	23 ³ / ₄ "	KSULPUT2457	1,260.
		58"	22 ¹ / ₈ "	23 ³ / ₄ "	KSULPUT2458	1,260.
		63"	22 ¹ / ₈ "	23 ³ / ₄ "	KSULPUT2463	1,310.
		64"	22 ¹ / ₈ "	23 ³ / ₄ "	KSULPUT2464	1,310.
		69"	22 ¹ / ₈ "	23 ³ / ₄ "	KSULPUT2469	1,310.
		70"	22 ¹ / ₈ "	23 ³ / ₄ "	KSULPUT2470	1,310.
		75"	22 ¹ / ₈ "	23 ³ / ₄ "	KSULPUT2475	1,310.
		75"	22 ¹ / ₈ "	23 ³ / ₄ "	KSULPUT2476	1,310.



*Nominal Width

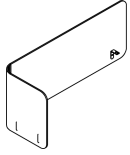
Ordering Information	Order Code	Application Notes	Included With
k. screen 1. Pattern Number 2. PET 3. Bracket Paint finish	k. screens <hr/> <i>Example:</i> KSUJPUT2460, KO, 111T <hr/> K k. collection <hr/> S k. screen <hr/> UJ Radiused Surround <hr/> PU Premium Undermount Bracket <hr/> T PET <hr/> 24 Height <hr/> 60 Width <hr/> KO Koala <hr/> 111T Jet Black, Textured	Radiused screens should be mounted to a square edge, 3" radius corner worksurface. Due to flexibility of the curved corners, screens can be used on multiple worksurface widths. Rectangular screens should be mounted to a square or postform edge, square corner worksurface. Nominal screen width must match actual worksurface width. Premium Brackets are available in core paint colors:	Screens will have two side brackets and two or three rear brackets depending on the size. Screens always maintain a 1 1/4" wire gap at the rear of the worksurface, and a 3/8" gap at the side(s) regardless of style or bracket selection .

k. screen Contour in PET

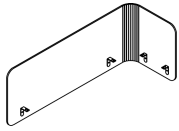
Premium Undermount Bracket

kscreen

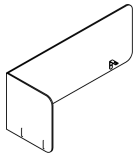
description	type	w	d	h	pattern no.	list
J-Shape Screen, Left Return with Premium Undermount Bracket	For use on radius corner worksurface	42"	22 1/8"	23 3/4"	KSJPUT2442LR	\$1,195.
		48"	22 1/8"	23 3/4"	KSJPUT2448LR	1,195.
		54"	22 1/8"	23 3/4"	KSJPUT2454LR	1,195.
		60"	22 1/8"	23 3/4"	KSJPUT2460LR	1,195.
		66"	22 1/8"	23 3/4"	KSJPUT2466LR	1,235.



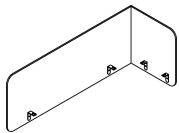
J-Shape Screen, Right Return with Premium Undermount Bracket	For use on radius corner worksurface	42"	22 1/8"	23 3/4"	KSJPUT2442RR	1,195.
		48"	22 1/8"	23 3/4"	KSJPUT2448RR	1,195.
		54"	22 1/8"	23 3/4"	KSJPUT2454RR	1,195.
		60"	22 1/8"	23 3/4"	KSJPUT2460RR	1,195.
		66"	22 1/8"	23 3/4"	KSJPUT2466RR	1,235.



L-Shape Screen, Left Return with Premium Undermount Bracket	For use on square corner worksurface	42"	22 1/8"	23 3/4"	KSLPUT2442LR	1,195.
		48"	22 1/8"	23 3/4"	KSLPUT2448LR	1,195.
		54"	22 1/8"	23 3/4"	KSLPUT2454LR	1,195.
		60"	22 1/8"	23 3/4"	KSLPUT2460LR	1,195.
		66"	22 1/8"	23 3/4"	KSLPUT2466LR	1,235.



L-Shape Screen, Right Return with Premium Undermount Bracket	For use on square corner worksurface	42"	22 1/8"	23 3/4"	KSLPUT2442RR	1,195.
		48"	22 1/8"	23 3/4"	KSLPUT2448RR	1,195.
		54"	22 1/8"	23 3/4"	KSLPUT2454RR	1,195.
		60"	22 1/8"	23 3/4"	KSLPUT2460RR	1,195.
		66"	22 1/8"	23 3/4"	KSLPUT2466RR	1,235.



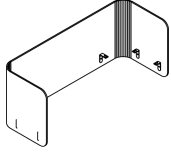
*Nominal Width

Ordering Information	Order Code	Application Notes	Included With
k. screen	k. screens		
1. Pattern Number	<i>Example:</i> KSUJPUT2460LR, KO, 111T	Radiused screens should be mounted to a square edge, 3" radius corner worksurface. Due to flexibility of the curved corners, screens can be used on multiple worksurface widths.	Screens will have two side brackets and two or three rear brackets depending on the size.
2. PET	K k. collection		Screens always maintain a 1 1/4" wire gap at the rear of the worksurface, and a 3/8" gap at the side(s) regardless of style or bracket selection .
3. Bracket Paint finish	S k. screen	Rectangular screens should be mounted to a square or postform edge, square corner worksurface. Nominal screen width must match actual worksurface width.	
	UJ Radiused Surround		
	PU Premium Undermount Bracket	Premium Brackets are available in core paint colors:	
	T PET		
	24 Height		
	60 Width		
	LR Left Return		
	KO Koala		
	111T Jet Black, Textured		

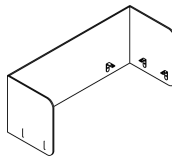
k. screen Contour in PET
Premium Undermount Bracket

kscreen

description	type	w	d	h	pattern no.	list
Radiused Surround Screen with Premium Undermount Bracket Kit of 10	For use on radius corner worksurfaces	48"	19 ⁵ / ₈ " - 21"	23 ³ / ₄ "	KSUJPUT2448K10	\$12,230.
		54"	19 ⁵ / ₈ " - 21"	23 ³ / ₄ "	KSUJPUT2454K10	12,230.
		60"	19 ⁵ / ₈ " - 21"	23 ³ / ₄ "	KSUJPUT2460K10	12,230.
		66"	19 ⁵ / ₈ " - 21"	23 ³ / ₄ "	KSUJPUT2466K10	12,500.
		72"	19 ⁵ / ₈ " - 21"	23 ³ / ₄ "	KSUJPUT2472K10	12,500.
		78"	19 ⁵ / ₈ " - 21"	23 ³ / ₄ "	KSUJPUT2478K10	12,500.



description	type	w	d	h	pattern no.	list
Rectangular Surround Screen with Premium Undermount Bracket Kit of 10	For use on square corner worksurface	45"	22 ¹ / ₈ "	23 ³ / ₄ "	KSULPUT2445K10	12,230.
		46"	22 ¹ / ₈ "	23 ³ / ₄ "	KSULPUT2446K10	12,230.
		51"	22 ¹ / ₈ "	23 ³ / ₄ "	KSULPUT2451K10	12,230.
		52"	22 ¹ / ₈ "	23 ³ / ₄ "	KSULPUT2452K10	12,230.
		57"	22 ¹ / ₈ "	23 ³ / ₄ "	KSULPUT2457K10	12,230.
		58"	22 ¹ / ₈ "	23 ³ / ₄ "	KSULPUT2458K10	12,230.
		63"	22 ¹ / ₈ "	23 ³ / ₄ "	KSULPUT2463K10	12,500.
		64"	22 ¹ / ₈ "	23 ³ / ₄ "	KSULPUT2464K10	12,500.
		69"	22 ¹ / ₈ "	23 ³ / ₄ "	KSULPUT2469K10	12,500.
		70"	22 ¹ / ₈ "	23 ³ / ₄ "	KSULPUT2470K10	12,500.
		75"	22 ¹ / ₈ "	23 ³ / ₄ "	KSULPUT2475K10	12,500.
76"	22 ¹ / ₈ "	23 ³ / ₄ "	KSULPUT2476K10	12,500.		



*Nominal Width

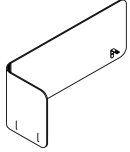
Ordering Information	Order Code	Application Notes	Included With
k. screen	k. screens		
1. Pattern Number	<i>Example:</i> KSUJPUT2460K10, KO, 111T	Radiused screens should be mounted to a square edge, 3" radius corner worksurface. Due to flexibility of the curved corners, screens can be used on multiple worksurface widths.	Screens will have two side brackets and two or three rear brackets depending on the size.
2. PET	K k. collection		Screens always maintain a 1 1/4" wire gap at the rear of the worksurface, and a 3/8" gap at the side(s) regardless of style or bracket selection .
3. Bracket Paint finish	S k. screen		
	UJ Radiused Surround	Rectangular screens should be mounted to a square or postform edge, square corner worksurface. Nominal screen width must match actual worksurface width.	
	PU Premium Undermount Bracket		
	T PET		
	24 Height		
	60 Width		
	K10 Kit of 10	Premium Brackets are available in core paint colors:	
	KO Koala		
	111T Jet Black, Textured		

k. screen Contour in PET

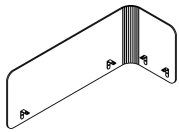
Premium Undermount Bracket

kscreen

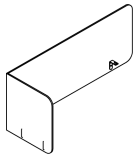
description	type	w	d	h	pattern no.	list
J-Shape Screen, Left Return with Premium Undermount Bracket Kit of 10	For use on radius corner worksurface	42"	22 1/8"	23 3/4"	KSJPUT2442LRK10	\$11,575.
		48"	22 1/8"	23 3/4"	KSJPUT2448LRK10	11,575.
		54"	22 1/8"	23 3/4"	KSJPUT2454LRK10	11,575.
		60"	22 1/8"	23 3/4"	KSJPUT2460LRK10	11,575.
		66"	22 1/8"	23 3/4"	KSJPUT2466LRK10	11,900.



J-Shape Screen, Right Return with Premium Undermount Bracket Kit of 10	For use on radius corner worksurface	42"	22 1/8"	23 3/4"	KSJPUT2442RRK10	11,575.
		48"	22 1/8"	23 3/4"	KSJPUT2448RRK10	11,575.
		54"	22 1/8"	23 3/4"	KSJPUT2454RRK10	11,575.
		60"	22 1/8"	23 3/4"	KSJPUT2460RRK10	11,575.
		66"	22 1/8"	23 3/4"	KSJPUT2466RRK10	11,900.



L-Shape Screen, Left Return with Premium Undermount Bracket Kit of 10	For use on square corner worksurface	42"	22 1/8"	23 3/4"	KSLPUT2442LRK10	11,575.
		48"	22 1/8"	23 3/4"	KSLPUT2448LRK10	11,575.
		54"	22 1/8"	23 3/4"	KSLPUT2454LRK10	11,575.
		60"	22 1/8"	23 3/4"	KSLPUT2460LRK10	11,575.
		66"	22 1/8"	23 3/4"	KSLPUT2466LRK10	11,900.



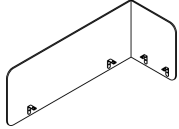
*Nominal Width

Ordering Information	Order Code	Application Notes	Included With
k. screen	k. screens		
1. Pattern Number	<i>Example:</i> KSJPUT2460RRK10, KO, 111T	Radiused screens should be mounted to a square edge, 3" radius corner worksurface. Due to flexibility of the curved corners, screens can be used on multiple worksurface widths.	Screens will have two side brackets and two or three rear brackets depending on the size.
2. PET	K k. collection		Screens always maintain a 1 1/4" wire gap at the rear of the worksurface, and a 3/8" gap at the side(s) regardless of style or bracket selection .
3. Bracket Paint finish	S k. screen	Rectangular screens should be mounted to a square or postform edge, square corner worksurface. Nominal screen width must match actual worksurface width.	
	UJ Radiused Surround		
	PU Premium Undermount Bracket	Premium Brackets are available in core paint colors:	
	T PET		
	24 Height		
	60 Width		
	RR Right Return		
	K10 Kit of 10		
	KO Koala		
	111T Jet Black, Textured		

k. screen Contour in PET
Premium Undermount Bracket

kscreen

description	type	w	d	h	pattern no.	list
L-Shape Screen, Right Return with Premium Undermount Bracket Kit of 10	For use on square corner worksurface	42"	22 1/8"	23 3/4"	KSLPUT2442RRK10	\$11,575.
		48"	22 1/8"	23 3/4"	KSLPUT2448RRK10	11,575.
		54"	22 1/8"	23 3/4"	KSLPUT2454RRK10	11,575.
		60"	22 1/8"	23 3/4"	KSLPUT2460RRK10	11,575.
		66"	22 1/8"	23 3/4"	KSLPUT2466RRK10	11,900.



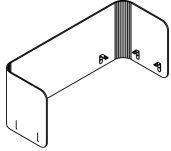
*Nominal Width

Ordering Information	Order Code	Application Notes	Included With
k. screen	k. screens		
1. Pattern Number	<i>Example:</i> KSUJPUT2460RRK10,	Radiused screens should be mounted to a square edge, 3" radius corner worksurface. Due to flexibility of the curved corners, screens can be used on multiple worksurface widths.	Screens will have two side brackets and two or three rear brackets depending on the size.
2. PET	KO, 111T		
3. Bracket Paint finish	K k. collection		Screens always maintain a 1 1/4" wire gap at the rear of the worksurface, and a 3/8" gap at the side(s) regardless of style or bracket selection .
	S k. screen		
	UJ Radiused Surround	Rectangular screens should be mounted to a square or postform edge, square corner worksurface. Nominal screen width must match actual worksurface width.	
	PU Premium Undermount Bracket		
	T PET		
	24 Height		
	60 Width	Premium Brackets are available in core paint colors:	
	RR Right Return		
	K10 Kit of 10		
	KO Koala		
	111T Jet Black, Textured		

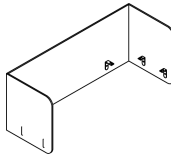
k. screen Contour in PET Premium Clamprmount Bracket

kscreen

description	type	w	d	h	pattern no.	list
Radiused Surround Screen with Premium Clamprmount Bracket	For use on radius corner worksurfaces	48"	19 ⁵ / ₈ " - 21"	23 ³ / ₄ "	KSUJPCT2448	\$1,305.
		54"	19 ⁵ / ₈ " - 21"	23 ³ / ₄ "	KSUJPCT2454	1,305.
		60"	19 ⁵ / ₈ " - 21"	23 ³ / ₄ "	KSUJPCT2460	1,305.
		66"	19 ⁵ / ₈ " - 21"	23 ³ / ₄ "	KSUJPCT2466	1,355.
		72"	19 ⁵ / ₈ " - 21"	23 ³ / ₄ "	KSUJPCT2472	1,355.
		78"	19 ⁵ / ₈ " - 21"	23 ³ / ₄ "	KSUJPCT2478	1,355.



description	type	w	d	h	pattern no.	list
Rectangular Surround Screen with Premium Clamprmount Bracket	For use on square corner worksurfaces	45"	22 ¹ / ₈ "	23 ³ / ₄ "	KSULPCT2445	1,305.
		46"	22 ¹ / ₈ "	23 ³ / ₄ "	KSULPCT2446	1,305.
		51"	22 ¹ / ₈ "	23 ³ / ₄ "	KSULPCT2451	1,305.
		52"	22 ¹ / ₈ "	23 ³ / ₄ "	KSULPCT2452	1,305.
		57"	22 ¹ / ₈ "	23 ³ / ₄ "	KSULPCT2457	1,305.
		58"	22 ¹ / ₈ "	23 ³ / ₄ "	KSULPCT2458	1,305.
		63"	22 ¹ / ₈ "	23 ³ / ₄ "	KSULPCT2463	1,355.
		64"	22 ¹ / ₈ "	23 ³ / ₄ "	KSULPCT2464	1,355.
		69"	22 ¹ / ₈ "	23 ³ / ₄ "	KSULPCT2469	1,355.
		70"	22 ¹ / ₈ "	23 ³ / ₄ "	KSULPCT2470	1,355.
		75"	22 ¹ / ₈ "	23 ³ / ₄ "	KSULPCT2475	1,355.
		76"	22 ¹ / ₈ "	23 ³ / ₄ "	KSULPCT2476	1,355.



*Nominal Width

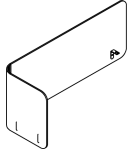
Ordering Information	Order Code	Application Notes	Included With
k. screen 1. Pattern Number 2. PET 3. Bracket Paint finish	k. screens <hr/> <i>Example:</i> KSUJPCT2460, KO, 111T <hr/> K k. collection <hr/> S k. screen <hr/> UJ Radiused Surround <hr/> PC Premium Clamprmount Bracket <hr/> T PET <hr/> 24 Height <hr/> 60 Width <hr/> KO Koala <hr/> 111T Jet Black, Textured	Radiused screens should be mounted to a square edge, 3" radius corner worksurface. Due to flexibility of the curved corners, screens can be used on multiple worksurface widths. Rectangular screens should be mounted to a square or postform edge, square corner worksurface. Nominal screen width must match actual worksurface width. Premium Brackets are available in core paint colors:	Screens will have two side brackets and two or three rear brackets depending on the size. Screens always maintain a 1 1/4" wire gap at the rear of the worksurface, and a 3/8" gap at the side(s) regardless of style or bracket selection .

k. screen Contour in PET

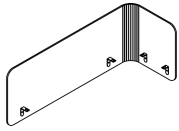
Premium Clampmount Bracket

kscreen

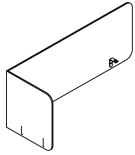
description	type	w	d	h	pattern no.	list
J-Shape Screen, Left Return with Premium Clampmount Bracket	For use on radius corner worksurface	42"	22 1/8"	23 3/4"	KSJPCT2442LR	\$1,160.
		48"	22 1/8"	23 3/4"	KSJPCT2448LR	1,160.
		54"	22 1/8"	23 3/4"	KSJPCT2454LR	1,160.
		60"	22 1/8"	23 3/4"	KSJPCT2460LR	1,160.
		66"	22 1/8"	23 3/4"	KSJPCT2466LR	1,210.



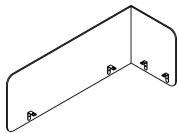
J-Shape Screen, Right Return with Premium Clampmount Bracket	For use on radius corner worksurface	42"	22 1/8"	23 3/4"	KSJPCT2442RR	1,160.
		48"	22 1/8"	23 3/4"	KSJPCT2448RR	1,160.
		54"	22 1/8"	23 3/4"	KSJPCT2454RR	1,160.
		60"	22 1/8"	23 3/4"	KSJPCT2460RR	1,160.
		66"	22 1/8"	23 3/4"	KSJPCT2466RR	1,210.



L-Shape Screen, Right Return with Premium Clampmount Bracket	For use on square corner worksurface	42"	22 1/8"	23 3/4"	KSLPCT2442RR	1,160.
		48"	22 1/8"	23 3/4"	KSLPCT2448RR	1,160.
		54"	22 1/8"	23 3/4"	KSLPCT2454RR	1,160.
		60"	22 1/8"	23 3/4"	KSLPCT2460RR	1,160.
		66"	22 1/8"	23 3/4"	KSLPCT2466RR	1,210.



L-Shape Screen, Left Return with Premium Clampmount Bracket	For use on square corner worksurface	48"	22 1/8"	23 3/4"	KSLPCT2448LR	1,160.
		54"	22 1/8"	23 3/4"	KSLPCT2454LR	1,160.
		60"	22 1/8"	23 3/4"	KSLPCT2460LR	1,160.
		66"	22 1/8"	23 3/4"	KSLPCT2466LR	1,210.



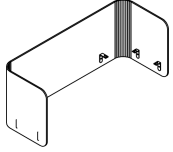
*Nominal Width

Ordering Information	Order Code	Application Notes	Included With
k. screen	k. screens		
1. Pattern Number	<i>Example:</i> KSUJPC2460LR, KO, 111T	Radiused screens should be mounted to a square edge, 3" radius corner worksurface. Due to flexibility of the curved corners, screens can be used on multiple worksurface widths.	Screens will have two side brackets and two or three rear brackets depending on the size.
2. PET	K k. collection		Screens always maintain a 1 1/4" wire gap at the rear of the worksurface, and a 3/8" gap at the side(s) regardless of style or bracket selection .
3. Bracket Paint finish	S k. screen	Rectangular screens should be mounted to a square or postform edge, square corner worksurface. Nominal screen width must match actual worksurface width.	
	UJ Radiused Surround		
	PC Premium Clampmount Bracket	Premium Brackets are available in core paint colors:	
	T PET		
	24 Height		
	60 Width		
	LR Left Return		
	KO Koala		
	111T Jet Black, Textured		

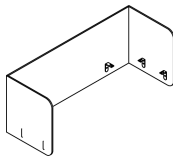
k. screen Contour in PET
Premium Clampmount Bracket

kscreen

description	type	w	d	h	pattern no.	list
Radiused Surround Screen with Premium Clampmount Bracket Kit of 10	For use on radius corner worksurfaces	48"	19 ⁵ / ₈ " - 21"	23 ³ / ₄ "	KSUJPCT2448K10	\$12,700.
		54"	19 ⁵ / ₈ " - 21"	23 ³ / ₄ "	KSUJPCT2454K10	12,700.
		60"	19 ⁵ / ₈ " - 21"	23 ³ / ₄ "	KSUJPCT2460K10	12,700.
		66"	19 ⁵ / ₈ " - 21"	23 ³ / ₄ "	KSUJPCT2466K10	13,000.
		72"	19 ⁵ / ₈ " - 21"	23 ³ / ₄ "	KSUJPCT2472K10	13,000.
		78"	19 ⁵ / ₈ " - 21"	23 ³ / ₄ "	KSUJPCT2478K10	13,000.



description	type	w	d	h	pattern no.	list
Rectangular Surround Screen with Premium Clampmount Bracket Kit of 10	For use on square corner worksurface	45"	22 ¹ / ₈ "	23 ³ / ₄ "	KSULPCT2445K10	12,700.
		46"	22 ¹ / ₈ "	23 ³ / ₄ "	KSULPCT2446K10	12,700.
		51"	22 ¹ / ₈ "	23 ³ / ₄ "	KSULPCT2451K10	12,700.
		52"	22 ¹ / ₈ "	23 ³ / ₄ "	KSULPCT2452K10	12,700.
		57"	22 ¹ / ₈ "	23 ³ / ₄ "	KSULPCT2457K10	12,700.
		58"	22 ¹ / ₈ "	23 ³ / ₄ "	KSULPCT2458K10	12,700.
		63"	22 ¹ / ₈ "	23 ³ / ₄ "	KSULPCT2463K10	13,000.
		64"	22 ¹ / ₈ "	23 ³ / ₄ "	KSULPCT2464K10	13,000.
		69"	22 ¹ / ₈ "	23 ³ / ₄ "	KSULPCT2469K10	13,000.
		70"	22 ¹ / ₈ "	23 ³ / ₄ "	KSULPCT2470K10	13,000.
		75"	22 ¹ / ₈ "	23 ³ / ₄ "	KSULPCT2475K10	13,000.
		76"	22 ¹ / ₈ "	23 ³ / ₄ "	KSULPCT2476K10	13,000.



*Nominal Width

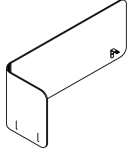
Ordering Information	Order Code	Application Notes	Included With
k. screen	k. screens		
1. Pattern Number	<i>Example:</i> KSUJPCT2460K10, KO, 111T	Radiused screens should be mounted to a square edge, 3" radius corner worksurface. Due to flexibility of the curved corners, screens can be used on multiple worksurface widths.	Screens will have two side brackets and two or three rear brackets depending on the size.
2. PET	K k. collection		Screens always maintain a 1 1/4" wire gap at the rear of the worksurface, and a 3/8" gap at the side(s) regardless of style or bracket selection .
3. Bracket Paint finish	S k. screen		
	UJ Radiused Surround	Rectangular screens should be mounted to a square or postform edge, square corner worksurface. Nominal screen width must match actual worksurface width.	
	PC Premium Clampmount Bracket		
	T PET		
	24 Height		
	60 Width		
	K10 Kit of 10	Premium Brackets are available in core paint colors:	
	KO Koala		
	111T Jet Black, Textured		

k. screen Contour in PET

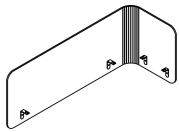
Premium Clamprmount Bracket

kscreen

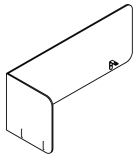
description	type	w	d	h	pattern no.	list
J-Shape Screen, Left Return with Premium Clamprmount Bracket Kit of 10	For use on radius corner worksurface	42"	22 1/8"	23 3/4"	KSJPCT2442LRK10	\$11,185.
		48"	22 1/8"	23 3/4"	KSJPCT2448LRK10	11,185.
		54"	22 1/8"	23 3/4"	KSJPCT2454LRK10	11,185.
		60"	22 1/8"	23 3/4"	KSJPCT2460LRK10	11,185.
		66"	22 1/8"	23 3/4"	KSJPCT2466LRK10	11,650.



J-Shape Screen, Right Return with Premium Clamprmount Bracket Kit of 10	For use on radius corner worksurface	42"	22 1/8"	23 3/4"	KSJPCT2442RRK10	11,185.
		48"	22 1/8"	23 3/4"	KSJPCT2448RRK10	11,185.
		54"	22 1/8"	23 3/4"	KSJPCT2454RRK10	11,185.
		60"	22 1/8"	23 3/4"	KSJPCT2460RRK10	11,185.
		66"	22 1/8"	23 3/4"	KSJPCT2466RRK10	11,650.



L-Shape Screen, Left Return with Premium Clamprmount Bracket Kit of 10	For use on square corner worksurface	42"	22 1/8"	23 3/4"	KSLPCT2442LRK10	11,185.
		48"	22 1/8"	23 3/4"	KSLPCT2448LRK10	11,185.
		54"	22 1/8"	23 3/4"	KSLPCT2454LRK10	11,185.
		60"	22 1/8"	23 3/4"	KSLPCT2460LRK10	11,185.
		66"	22 1/8"	23 3/4"	KSLPCT2466LRK10	11,650.



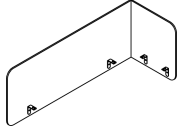
*Nominal Width

Ordering Information	Order Code	Application Notes	Included With
k. screen	k. screens		
1. Pattern Number	<i>Example:</i> KSUJPCT2460LRK10, KO, 111T	Radiused screens should be mounted to a square edge, 3" radius corner worksurface. Due to flexibility of the curved corners, screens can be used on multiple worksurface widths.	Screens will have two side brackets and two or three rear brackets depending on the size.
2. PET	K k. collection		Screens always maintain a 1 1/4" wire gap at the rear of the worksurface, and a 3/8" gap at the side(s) regardless of style or bracket selection .
3. Bracket Paint finish	S k. screen	Rectangular screens should be mounted to a square or postform edge, square corner worksurface. Nominal screen width must match actual worksurface width.	
	UJ Radiused Surround		
	PC Premium Clamprmount Bracket	Premium Brackets are available in core paint colors:	
	T PET		
	24 Height		
	60 Width		
	LR Left Return		
	K10 Kit of 10		
	KO Koala		
	111T Jet Black, Textured		

k. screen Contour in PET
Premium Clamprmount Bracket

kscreen

description	type	w	d	h	pattern no.	list
L-Shape Screen, Right Return with Premium Clamprmount Bracket Kit of 10	For use on square corner worksurface	42"	22 1/8"	23 3/4"	KSLPCT2442RRK10	\$11,185.
		48"	22 1/8"	23 3/4"	KSLPCT2448RRK10	11,185.
		54"	22 1/8"	23 3/4"	KSLPCT2454RRK10	11,185.
		60"	22 1/8"	23 3/4"	KSLPCT2460RRK10	11,185.
		66"	22 1/8"	23 3/4"	KSLPCT2466RRK10	11,650.



*Nominal Width

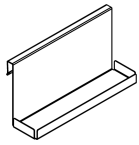
Ordering Information	Order Code	Application Notes	Included With
k. screen	k. screens		
1. Pattern Number	<i>Example:</i> KSUJPCT2460LRK10,	Radiused screens should be mounted to a square edge, 3" radius corner worksurface. Due to flexibility of the curved corners, screens can be used on multiple worksurface widths.	Screens will have two side brackets and two or three rear brackets depending on the size.
2. PET	KO, 111T		
3. Bracket Paint finish	K k. collection	Rectangular screens should be mounted to a square or postform edge, square corner worksurface. Nominal screen width must match actual worksurface width.	Screens always maintain a 1 1/4" wire gap at the rear of the worksurface, and a 3/8" gap at the side(s) regardless of style or bracket selection .
	S k. screen		
	UJ Radiused Surround	Premium Brackets are available in core paint colors:	
	PC Premium Clamprmount Bracket		
	T PET		
	24 Height		
	60 Width		
	LR Left Return		
	K10 Kit of 10		
	KO Koala		
	111T Jet Black, Textured		

k. screen Accessories and Guide

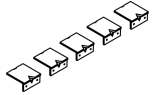
k. tray and Installation Guide

k.screen

description	type	w	d	h	pattern no.	list
k. screen Tray	For use over k. screens and frameless Antenna laminate or glass screens	12"	3 ³ / ₄ "	6 ¹ / ₂ "	KSATRAY	\$188.



k. screen Installation Guide, kit of 5	For Straight Screens and Curved Corner Screens				KSIG	36.
--	--	--	--	--	-------------	-----



Ordering Information

k. tray

1. Pattern Number
2. Paint Finish

Order Code

k. tray

Example: **KSATRAY**

K k. collection

S k. screen

A Accessory

T Tray

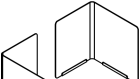
11T Black paint

Application Notes

Included With

k. screen Extend, Corner Screens Acrylic

kscreen

description	type	w	d	h	pattern no.	list
Acrylic Corners, Pair 	For use on 23"D or deeper rectangular worksurface	18"	23"	24"	KSCA242318	\$1,487.
	For use on 29"D or deeper rectangular worksurface	18"	29"	24"	KSCA242918	1,487.

Acrylic Corners, Kit of 10 pairs 	For use on 23"D or deeper rectangular worksurface	18"	23"	24"	KSCA242318K10	14,125.
	For use on 29"D or deeper rectangular worksurface	18"	29"	24"	KSCA242918K10	14,125.

Ordering Information

- Acrylic**
1. Pattern Number
 2. Finish (Clear only)
 3. Bracket Paint finish

Order Code

Acrylic Corner Screens

Example: **KSCA242318, CLA, 118T**

KS	k. screen
C	Corners
A	Acrylic
24	Height
23	Depth
18	Width
CLA	Clear Acrylic
118T	Bright White, Textured

Application Notes

Acrylic screens only to be used with rectangular tops.

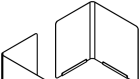
Included With

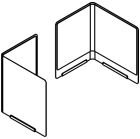
Brackets Hardware

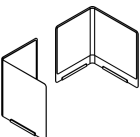
k. screen Extend, Corner Screens

Metal, Metal with Cork, Metal with PET

kscreen

description	type	w	d	h	pattern no.	list
 Metal Corners, Pair	For use on 23"D or deeper rectangular worksurface	18"	23"	24"	KSCS242318	\$1,072.
	For use on 29"D or deeper rectangular worksurface	18"	29"	24"	KSCS242918	1,101.

 Metal with Cork Corners, Pair	For use on 23"D or deeper rectangular worksurface	18"	23"	24"	KSCSC242318	1,640.
	For use on 29"D or deeper rectangular worksurface	18"	29"	24"	KSCSC242918	1,737.

 Metal with 3mm PET Corners, Pair	For use on 23"D or deeper rectangular worksurface	18"	23"	24"	KSCST242318	1,896.
	For use on 29"D or deeper rectangular worksurface	18"	29"	24"	KSCST242918	2,015.

Ordering Information

- Metal**
1. Pattern Number
 2. PET Color
 3. Corner Screen and Bracket Paint finish

Order Code

Metal Corner Screens

Example: **KSCST242318, PET3LD, 118T**

KS	k. screen
C	Corners
ST	Metal with 3mm PET
24	Height
23	Depth
18	Width
PET3LD	Lead PET
118T	Bright White, Textured

Application Notes


Metal screens only to be used with rectangular tops.


Included With

Brackets Hardware

k. screen Extend, Overlapping Back Screens Acrylic

kscreen

description	type	w	d	h	pattern no.	list
 Acrylic Overlapping Back Panel	For use mounted on a pair of Acrylic or Metal Corners and tops 42" - 66" wide	36"	1/4"	21"	KSBA2436	\$761.
	For use mounted on a pair of Acrylic or Metal Corners and tops 54" - 78" wide	48"	1/4"	21"	KSBA2448	885.

 Acrylic Overlapping Back Panel, Kit of 10	For use mounted on a pair of Acrylic or Metal Corners and tops 42" - 66" wide	36"	1/4"	21"	KSBA2436K10	7,224.
	For use mounted on a pair of Acrylic or Metal Corners and tops 54" - 78" wide	48"	1/4"	21"	KSBA2448K10	8,411.

Ordering Information

1. Pattern Number
2. Finish (Clear only)
3. Bracket Paint finish

Order Code

Acrylic Back Screens
Example: **KSBA2436, CLA, 118T**
KS k. screen
B Overlapping Back Screen
A Acrylic
24 Height
36 Width
CLA Clear Acrylic
118T Bright White, Textured

Application Notes

Back Panels are not standalone screens and must be specified with a pair of corner screens.

Included With

Brackets

k. screen Extend, Overlapping Back Screens
Metal, Metal with Cork, Metal with PET

kscreen

description	type	w	d	h	pattern no.	list
Metal Overlapping Back Panel, Shallow Mount	For use mounted on a pair of Acrylic or Metal Corners and tops 42" - 66" wide	36"	1/16"	21"	KSBSS2436	\$187.
	For use mounted on a pair of Acrylic or Metal Corners and tops 54" - 78" wide	48"	1/16"	21"	KSBSS2448	239.



Metal with Cork Overlapping Back Panel	For use mounted on a pair of Acrylic or Metal Corners and tops 42" - 66" wide	36"	1/8"	21"	KSBSC2436	414.
	For use mounted on a pair of Acrylic or Metal Corners and tops 54" - 78" wide	48"	1/8"	21"	KSBSC2448	550.



Metal with 3mm PET Overlapping Back Panel	For use mounted on a pair of Acrylic or Metal Corners and tops 42" - 66" wide	36"	1/8"	21"	KSBST2436	534.
	For use mounted on a pair of Acrylic or Metal Corners and tops 54" - 78" wide	48"	1/8"	21"	KSBST2448	698.

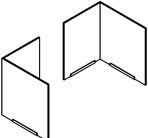




Ordering Information	Order Code	Application Notes	Included With
Metal 1. Pattern Number 2. PET Color 3. Back Panel Paint finish	Metal Back Screens <i>Example:</i> KSBST2436, PET3LD, 118T KS k. screen B Overlapping Back Screen ST Metal with 3mm PET 24 Height 36 Width PET3LD Lead PET 118T Bright White, Textured	Back Panels are not standalone screens and must be specified with a pair of corner screens.	Brackets

k. screen Extend, Corner and Back Screens

12mm PET and Metal

kscreen

description	type	w	d	h	pattern no.	list
12mm PET Corners, Pair 	For use on 23"D or deeper rectangular worksurface	18"	1/2"	24"	KSCT242318	\$1,503.
	For use on 29"D or deeper rectangular worksurface	18"	1/2"	24"	KSCT242918	1,503.
Metal Overlapping Back Panel, Deep Mount 	For use mounted on a pair of 12mm PET Corners and tops 42" - 66" wide	36"	1/16"	21"	KSBSD2436	187.
	For use mounted on a pair of 12mm PET Corners and tops 54" - 78" wide	48"	1/16"	21"	KSBSD2448	239.
12mm PET Overlapping Back Panel, Deep Mount 	For use mounted on a pair of 12mm PET Corners and tops 42" - 66" wide	36"	1/2"	21"	KSBDT2436	936.
	For use mounted on a pair of 12mm PET Corners and tops 54" - 78" wide	48"	1/2"	21"	KSBDT2448	970.

Ordering Information

12MM PET Corners

1. Pattern Number
2. PET Color
3. Bracket Paint finish

12MM PET Overlapping Back Panel

1. Pattern Number
2. PET Color
3. Bracket Paint finish

Order Code

12MM PET Corners

Example: **KSCT242318, PET12SM, 118T**

KS	k. screen
C	Corners
T	12MM PET
A	Acrylic
24	Height
23	Depth
18	Width
PET12SM	Smoke 12MM PET
118T	Bright White, Textured

Application Notes

12MM PET Corners only accept 12MM PET Back Panels or Metal Back Panels with Deep mount.

Included With

Brackets Hardware

<i>pattern no.</i>	<i>page</i>	<i>pattern no.</i>	<i>page</i>	<i>pattern no.</i>	<i>page</i>	<i>pattern no.</i>	<i>page</i>
KSATRAY	30	KSJEUT2454RRK10	8	KSJPUT2460LR	21	KSLPCT2460RR	26
KSBA2436	33	KSJEUT2460LR	6	KSJPUT2460LRK10	23	KSLPCT2460RRK10	29
KSBA2436K10	33	KSJEUT2460LRK10	8	KSJPUT2460RR	21	KSLPCT2466LR	26
KSBA2448	33	KSJEUT2460RR	6	KSJPUT2460RRK10	23	KSLPCT2466LRK10	28
KSBA2448K10	33	KSJEUT2460RRK10	8	KSJPUT2466LR	21	KSLPCT2466RR	26
KSBSCT2436	34	KSJEUT2466LR	6	KSJPUT2466LRK10	23	KSLPCT2466RRK10	29
KSBSCT2448	34	KSJEUT2466LRK10	8	KSJPUT2466RR	21	KSLPET2442LR	16
KSBSD2436	35	KSJEUT2466RR	6	KSJPUT2466RRK10	23	KSLPET2442LRK10	18
KSBSD2448	35	KSJEUT2466RRK10	8	KSLECT2442LR	11	KSLPET2442RR	16
KSBSST2436	34	KSJPCCT2442LR	26	KSLECT2442LRK10	13	KSLPET2442RRK10	19
KSBSST2448	34	KSJPCCT2442LRK10	28	KSLECT2442RR	11	KSLPET2448LR	16
KSBST2436	34	KSJPCCT2442RR	26	KSLECT2442RRK10	14	KSLPET2448LRK10	18
KSBST2448	34	KSJPCCT2442RRK10	28	KSLECT2448LR	11	KSLPET2448RR	16
KSBDT2436	35	KSJPCCT2448LR	26	KSLECT2448LRK10	13	KSLPET2448RRK10	19
KSBDT2448	35	KSJPCCT2448LRK10	28	KSLECT2448RR	11	KSLPET2454LR	16
KSCA242318	31	KSJPCCT2448RR	26	KSLECT2448RRK10	14	KSLPET2454LRK10	18
KSCA242318K10	31	KSJPCCT2448RRK10	28	KSLECT2454LR	11	KSLPET2454RR	16
KSCA242918	31	KSJPCCT2454LR	26	KSLECT2454LRK10	13	KSLPET2454RRK10	19
KSCA242918K10	31	KSJPCCT2454LRK10	28	KSLECT2454RR	11	KSLPET2460LR	16
KSCS242318	32	KSJPCCT2454RR	26	KSLECT2454RRK10	14	KSLPET2460LRK10	18
KSCS242918	32	KSJPCCT2454RRK10	28	KSLECT2460LR	11	KSLPET2460RR	16
KSCSC242318	32	KSJPCCT2460LR	26	KSLECT2460LRK10	13	KSLPET2460RRK10	19
KSCSC242918	32	KSJPCCT2460LRK10	28	KSLECT2460RR	11	KSLPET2466LR	16
KSCST242318	32	KSJPCCT2460RR	26	KSLECT2460RRK10	14	KSLPET2466LRK10	18
KSCST242918	32	KSJPCCT2460RRK10	28	KSLECT2466LR	11	KSLPET2466RR	16
KSCT242318	35	KSJPCCT2466LR	26	KSLECT2466LRK10	13	KSLPET2466RRK10	19
KSCT242918	35	KSJPCCT2466LRK10	28	KSLECT2466RR	11	KSLPUT2442LR	21
KSIG	30	KSJPCCT2466RR	26	KSLECT2466RRK10	14	KSLPUT2442LRK10	23
KSJ26421R	4	KSJPCCT2466RRK10	28	KSLEUT2442LR	6	KSLPUT2442RR	21
KSJ26541R	4	KSJPCCT2442LR	16	KSLEUT2442LRK10	8	KSLPUT2442RRK10	24
KSJECT2442LR	11	KSJPCCT2442LRK10	18	KSLEUT2442RR	6	KSLPUT2448LR	21
KSJECT2442LRK10	13	KSJPCCT2442RR	16	KSLEUT2442RRK10	9	KSLPUT2448LRK10	23
KSJECT2442RR	11	KSJPCCT2442RRK10	18	KSLEUT2448LR	6	KSLPUT2448RR	21
KSJECT2442RRK10	13	KSJPCCT2448LR	16	KSLEUT2448LRK10	8	KSLPUT2448RRK10	24
KSJECT2448LR	11	KSJPCCT2448LRK10	18	KSLEUT2448RR	6	KSLPUT2454LR	21
KSJECT2448LRK10	13	KSJPCCT2448RR	16	KSLEUT2448RRK10	9	KSLPUT2454LRK10	23
KSJECT2448RR	11	KSJPCCT2448RRK10	18	KSLEUT2454LR	6	KSLPUT2454RR	21
KSJECT2448RRK10	13	KSJPCCT2454LR	16	KSLEUT2454LRK10	8	KSLPUT2454RRK10	24
KSJECT2454LR	11	KSJPCCT2454LRK10	18	KSLEUT2454RR	6	KSLPUT2460LR	21
KSJECT2454LRK10	13	KSJPCCT2454RR	16	KSLEUT2454RRK10	9	KSLPUT2460LRK10	23
KSJECT2454RR	11	KSJPCCT2454RRK10	18	KSLEUT2460LR	6	KSLPUT2460RR	21
KSJECT2454RRK10	13	KSJPCCT2460LR	16	KSLEUT2460LRK10	8	KSLPUT2460RRK10	24
KSJECT2460LR	11	KSJPCCT2460LRK10	18	KSLEUT2460RR	6	KSLPUT2466LR	21
KSJECT2460LRK10	13	KSJPCCT2460RR	16	KSLEUT2460RRK10	9	KSLPUT2466LRK10	23
KSJECT2460RR	11	KSJPCCT2460RRK10	18	KSLEUT2466LR	6	KSLPUT2466RR	21
KSJECT2460RRK10	13	KSJPCCT2466LR	16	KSLEUT2466LRK10	8	KSLPUT2466RRK10	24
KSJECT2466LR	11	KSJPCCT2466LRK10	18	KSLEUT2466RR	6	KSS2642NR	3
KSJECT2466LRK10	13	KSJPCCT2466RR	16	KSLEUT2466RRK10	9	KSS2654NR	3
KSJECT2466RR	11	KSJPCCT2466RRK10	18	KSLPCT2442LRK10	28	KSS2666NR	3
KSJECT2466RRK10	13	KSJPCCT2442LR	21	KSLPCT2442RR	26	KSUJECT2448	10
KSJEUT2442LR	6	KSJPUT2442LRK10	23	KSLPCT2442RRK10	29	KSUJECT2448K10	12
KSJEUT2442LRK10	8	KSJPUT2442RR	21	KSLPCT2448LR	26	KSUJECT2454	10
KSJEUT2442RR	6	KSJPUT2442RRK10	23	KSLPCT2448LRK10	28	KSUJECT2454K10	12
KSJEUT2442RRK10	8	KSJPUT2448LR	21	KSLPCT2448RR	26	KSUJECT2460	10
KSJEUT2448LR	6	KSJPUT2448LRK10	23	KSLPCT2448RRK10	29	KSUJECT2460K10	12
KSJEUT2448LRK10	8	KSJPUT2448RR	21	KSLPCT2454LR	26	KSUJECT2466	10
KSJEUT2448RR	6	KSJPUT2448RRK10	23	KSLPCT2454LRK10	28	KSUJECT2466K10	12
KSJEUT2448RRK10	8	KSJPUT2454LR	21	KSLPCT2454RR	26	KSUJECT2472	10
KSJEUT2454LR	6	KSJPUT2454LRK10	23	KSLPCT2454RRK10	29	KSUJECT2472K10	12
KSJEUT2454LRK10	8	KSJPUT2454RR	21	KSLPCT2460LR	26	KSUJECT2478	10
KSJEUT2454RR	6	KSJPUT2454RRK10	23	KSLPCT2460LRK10	28	KSUJECT2478K10	12

<i>pattern no.</i>	<i>page</i>	<i>pattern no.</i>	<i>page</i>	<i>pattern no.</i>	<i>page</i>
KSUJEUT2448	5	KSULECT2469K10	12	KSULPET2458	15
KSUJEUT2448K10	7	KSULECT2470	10	KSULPET2458K10	17
KSUJEUT2454	5	KSULECT2470K10	12	KSULPET2463	15
KSUJEUT2454K10	7	KSULECT2475	10	KSULPET2463K10	17
KSUJEUT2460	5	KSULECT2475K10	12	KSULPET2464	15
KSUJEUT2460K10	7	KSULECT2476	10	KSULPET2464K10	17
KSUJEUT2466	5	KSULECT2476K10	12	KSULPET2469	15
KSUJEUT2466K10	7	KSULEUT2445	5	KSULPET2469K10	17
KSUJEUT2472	5	KSULEUT2445K10	7	KSULPET2470	15
KSUJEUT2472K10	7	KSULEUT2446	5	KSULPET2470K10	17
KSUJEUT2478	5	KSULEUT2446K10	7	KSULPET2475	15
KSUJEUT2478K10	7	KSULEUT2451	5	KSULPET2475K10	17
KSUJPCT2448	25	KSULEUT2451K10	7	KSULPET2476	15
KSUJPCT2448K10	27	KSULEUT2452	5	KSULPET2476K10	17
KSUJPCT2454	25	KSULEUT2452K10	7	KSULPUT2445	20
KSUJPCT2454K10	27	KSULEUT2457	5	KSULPUT2445K10	22
KSUJPCT2460	25	KSULEUT2457K10	7	KSULPUT2446	20
KSUJPCT2460K10	27	KSULEUT2458	5	KSULPUT2446K10	22
KSUJPCT2466	25	KSULEUT2458K10	7	KSULPUT2451	20
KSUJPCT2466K10	27	KSULEUT2463	5	KSULPUT2451K10	22
KSUJPCT2472	25	KSULEUT2463K10	7	KSULPUT2452	20
KSUJPCT2472K10	27	KSULEUT2464	5	KSULPUT2452K10	22
KSUJPCT2478	25	KSULEUT2464K10	7	KSULPUT2457	20
KSUJPCT2478K10	27	KSULEUT2469	5	KSULPUT2457K10	22
KSUJPET2448	15	KSULEUT2469K10	7	KSULPUT2458	20
KSUJPET2448K10	17	KSULEUT2470	5	KSULPUT2458K10	22
KSUJPET2454	15	KSULEUT2470K10	7	KSULPUT2463	20
KSUJPET2454K10	17	KSULEUT2475	5	KSULPUT2463K10	22
KSUJPET2460	15	KSULEUT2475K10	7	KSULPUT2464	20
KSUJPET2460K10	17	KSULEUT2476	5	KSULPUT2464K10	22
KSUJPET2466	15	KSULEUT2476K10	7	KSULPUT2469	20
KSUJPET2466K10	17	KSULPCT2445	25	KSULPUT2469K10	22
KSUJPET2472	15	KSULPCT2445K10	27	KSULPUT2470	20
KSUJPET2472K10	17	KSULPCT2446	25	KSULPUT2470K10	22
KSUJPET2478	15	KSULPCT2446K10	27	KSULPUT2475	20
KSUJPET2478K10	17	KSULPCT2451	25	KSULPUT2475K10	22
KSUJPUT2448	20	KSULPCT2451K10	27	KSULPUT2476	20
KSUJPUT2448K10	22	KSULPCT2452	25	KSULPUT2476K10	22
KSUJPUT2454	20	KSULPCT2452K10	27		
KSUJPUT2454K10	22	KSULPCT2457	25		
KSUJPUT2460	20	KSULPCT2457K10	27		
KSUJPUT2460K10	22	KSULPCT2458	25		
KSUJPUT2466	20	KSULPCT2458K10	27		
KSUJPUT2466K10	22	KSULPCT2463	25		
KSUJPUT2472	20	KSULPCT2463K10	27		
KSUJPUT2472K10	22	KSULPCT2464	25		
KSUJPUT2478	20	KSULPCT2464K10	27		
KSUJPUT2478K10	22	KSULPCT2469	25		
KSULECT2445	10	KSULPCT2469K10	27		
KSULECT2445K10	12	KSULPCT2470	25		
KSULECT2446	10	KSULPCT2470K10	27		
KSULECT2446K10	12	KSULPCT2475	25		
KSULECT2451	10	KSULPCT2475K10	27		
KSULECT2451K10	12	KSULPCT2476	25		
KSULECT2452	10	KSULPCT2476K10	27		
KSULECT2452K10	12	KSULPET2445	15		
KSULECT2457	10	KSULPET2445K10	17		
KSULECT2457K10	12	KSULPET2446	15		
KSULECT2458	10	KSULPET2446K10	17		
KSULECT2458K10	12	KSULPET2451	15		
KSULECT2463	10	KSULPET2451K10	17		
KSULECT2463K10	12	KSULPET2452	15		
KSULECT2464	10	KSULPET2452K10	17		
KSULECT2464K10	12	KSULPET2457	15		
KSULECT2469	10	KSULPET2457K10	17		

Selling Policy

This Selling Policy supersedes all previous selling policies and is inclusive of Knoll, KnollStudio and Muuto. Prices, discounts and product offerings are subject to change without notice.

Terms & Conditions of Sales	Sales by Knoll, Inc. or Knoll North America Corp. ("Seller") of Knoll Product Lines (hereinafter "Products") within the United States and Canada are made only on the terms which are contained in this Selling Policy. Seller hereby gives notice of its objection to any different or additional terms and conditions. This sale is expressly conditional upon Purchaser's assent to the terms and conditions set forth below. Additional terms and conditions may apply to KnollStudio and KnollTextiles orders. These terms and conditions may be modified or supplemented only by a written document signed by an authorized representative of Seller. These terms and conditions supersede any prior and/or contemporaneous agreements or correspondence between Purchaser and Seller. Written quotations expire thirty (30) days from the date of issuance and can be withdrawn by written notice anytime during that period. Where Purchaser and Seller have entered into the Knoll Electronic Terms and Conditions, all orders, acknowledgements, invoices and other business communications placed or transmitted in accordance with the Knoll Electronic Terms and Conditions shall be deemed to be in writing and signed and shall be valid for all purposes as if they were originated and maintained in documentary form.
Ordering Information	All orders must be in writing. The product pattern number(s) contained on Seller's order acknowledgement shall be the final expression of the order.
Order Confirmation	A purchase order is not binding on Seller until Purchaser has received Seller's order confirmation or acknowledgment.
Pricing Policies	List prices are subject to change without notice. List prices shall be those prices in effect on the date of receipt of a complete purchase order unless shipment is requested more than ninety (90) days after order entry in which case prices in effect on the date of shipment apply. List prices include specified freight costs. Unless specified in writing by Seller, no other charges are included in Seller's list prices.
Taxes	All sales, use, excise and other taxes applicable to the sale of the Products shall be paid by Purchaser. If Purchaser claims an exemption from any tax, Purchaser shall submit to Seller the appropriate exemption certificates.
Terms of Payment	Payment for one hundred percent (100%) of the net order amount (including any applicable shipping and handling fee) is due within thirty (30) days of the date of invoice, which is generally issued upon shipment. In case of any discrepancies, such as shortages, and Seller is notified in writing within ten (10) days of receipt of Product, only that portion may be deducted and the balance paid. For orders greater than \$100,000 net, a fifty percent (50%) deposit is due at the time of order placement, with the remainder due within thirty (30) days of the date of invoice. KnollStudio orders less than \$2,000 require payment for one hundred percent (100%) of the net order amount (including any applicable sales tax and charges for inside delivery, special packaging, etc.), due at time of order placement. For KnollStudio orders greater than \$2,000, a one-half (50%) deposit is due at time of order placement with the remainder (including any applicable sales tax and charges for inside delivery, special packaging, etc.) due prior to shipment. If, in the judgment of Seller, Purchaser's financial condition does not justify the terms of the payment, Seller may require full or partial payment in advance. Past due accounts shall be charged one and one-half percent (1.5%) per month, or the highest rate permitted by law, whichever is less, and will be added to the outstanding balance. In the event Purchaser defaults on payment, Purchaser shall be liable for all collection costs, including reasonable attorney's fees and costs.
Changes and Cancellation	Standard purchase orders may not be changed or cancelled, in whole or in part, without prior written consent of Seller. Changes may effect delivery dates. Expenses incurred because of changes shall be charged to Purchaser. In the event of cancellations, Purchaser will be liable for reasonable cancellation charges established by Seller. Orders for special Product, orders including "COM" (hereinafter defined) material and orders pursuant to expedited delivery programs, may not be canceled. QuickShip orders may not be changed or canceled without Knoll's authorization. In the event of Muuto order changes, 25% payment of original net order amount is required for changes incurring the week the order was entered. 100% payment of original net order amount is required for changes incurring the week the order is scheduled to ship. If Muuto is ordered on QuickShip, the QuickShip policy supersedes.
Freight Prepaid	For standard orders, freight is prepaid and included in the price of all Knoll Office and KnollStudio Products, except KnollTextiles and Muuto, within the 48 contiguous United States for orders placed with Knoll, Inc. and within Canada, excluding the Yukon, Northwest Territories, Nunavut and Newfoundland for orders placed with Knoll North America Corp. Packing is tested for rigorous motion and transportation but is not guaranteed to protect furniture from all conditions. If special packaging is required for any reason, please consult with your sales representative or dealer. Seller shall select the method of shipment and routing. Freight for all KnollTextiles orders is prepaid and added to the invoice. Freight for all Muuto orders must be specified at time of order placement and added to the PO.
Delivery/Freight Charges	Shipments outside the contiguous 48 United States and Canada shall be shipped F.O.B. Origin. For shipments outside the contiguous United States and Canada, Purchaser is responsible for the cost of freight from point of embarkation, including any handling and transportation charges incidental to loading at the point of departure and unloading at the final destination. Conditions beyond the control of Seller, including weather, available facilities and traffic conditions, may affect exact time of delivery. Seller shall not be responsible for specific carrier delivery date or time unless it has made a specific delivery commitment, in writing. Nonstandard methods of shipment and/or additional services are available upon request. Orders for QuickShip product shipping direct parcel or White Glove are subject to additional shipping and handling charges and must be paid by Purchaser. Purchaser will be billed for the differential cost of any special services in excess of standard surface carrier freight costs. Premium charges, at Purchaser's request, will be added for airfreight, exclusive use of vehicle and extra, export or special packaging. Accessorial charges will be added for inside delivery, extra labor, reassignment and redelivery. Partial shipments may be made and invoiced by Seller.
Claims	All shipments for Knoll Products within the contiguous United States and Canada are F.O.B. Origin. All risk of loss passes to Purchaser at time of delivery to carrier. Purchaser shall inspect all Products upon receipt and notify Seller within ten (10) working days after receipt of any damage or defects which are, or should be, apparent from an inspection of the Product and its packaging. Failure of Purchaser to notify Seller during the ten (10) working day period shall constitute acceptance of the Products and waiver of any apparent defects, errors or shortages. For all claims relating to Product damaged in transit or for any other claims relating to or arising out of the transportation of the Product, Purchaser must seek recovery from the carrier and Seller has no liability to Purchaser for such claims. Seller may, upon request, assist Purchaser with filing of such claims with the carrier, but Seller will not be liable for any of these transportation related claims.

Selling Policy

Seller's Security Interest	Until Seller receives the full payment for the Product, Seller shall have a security interest in the Product. Purchaser agrees to perform all acts, including but not limited to the execution and filing of documentation, which may be necessary to perfect and assure the security interest of Seller.
Returns	The return of Products without a written authorization by Seller shall not be accepted. To receive authorization for Product return, please call Customer Service. All Products that are returned pursuant to a valid authorization shall be subject to a twenty-five percent (25%) of list restocking charge. Products not currently offered for sale by Seller (including COM) shall not be authorized for return. All returned Products must be unused, in original condition and in the original Seller packing cartons. No refund or credit shall be given for damaged Products.
Held Orders/Storage	If Purchaser requests that an order be held or delayed, prices and terms and conditions in effect at the time of shipment shall apply. If Purchaser requests a delay after the time when Seller can defer production, Purchaser will be invoiced for the Product, payable in accordance with standard terms, when the order is ready for shipment. Seller may transfer the Product to storage, in which case all expenses incurred in connection with storage, including demurrage, preparation for storage, storage charges and handling shall be payable by Purchaser upon submission of invoices by Seller. Risk of loss to the Product shall pass to the Purchaser upon delivery of the Product into storage.
Customer's Own Material	A Purchaser who requests a fabric or other surface material not standard to Seller's line of Products ("COM") must submit samples of the requested material to Seller prior to entry of a purchaser order. Seller shall determine if the material is suitable to its manufacturing processes and meets any requirements of Underwriters Laboratories. If the COM is acceptable, Seller will then establish a price for using the COM or the Product in question. For a description of the procedures for submitting samples and testing, contact customer resources or your sales representative. Seller shall have no responsibility for the appearance, condition, performance, durability, colorfastness or any other physical attribute of the COM. Purchaser shall indemnify and hold Seller harmless for any damages, injuries or losses arising out of or related to use of the COM on the Product.
Warranty	Seller warrants to the original Purchaser only that the Products Seller manufactures and sells to Purchaser are free of defects in workmanship and materials, during the applicable warranty period set forth below. Warranty period set forth below is for 24-hour, 7 days a week, multi shift use (includes parts and labor to repair). Should any failure to conform with this limited warranty appear to a Product listed below during the applicable warranty period from the date of shipment, Seller shall, upon prompt written notice, repair or replace, at its option and costs, the affected part or parts.

Product and Period of Warranty

Lifetime: *Antenna Workspaces, AutoStrada, Calibre, Crinion Open Table, Currents, Dividends Horizon, Morrison, Reff Profiles* laminate, *Rockwell Unscripted, Series 2 Storage, Template, Quoin* and other non-wood components (except cascade edge worksurfaces, operational parts, controls, electrical, Lighting, *Series 2 Veneer Front Storage, digital locks, upholstery, textiles and leathers, special or custom products, see below), Islands Collection* table structure, legs, and laminate worksurfaces; and *Wexby* mobile bin.

12 Years: *Chadwick, Generation by Knoll, k. task, Life, Newson Task, Moment, MultiGeneration by Knoll, Ollo, ReGeneration by Knoll, Remix, and Toboggan* seating (except seating upholstery, textiles, leathers and finishes, see below).

10 Years: *Anchor Storage* except digital locks, *Antenna Workspaces, AutoStrada, Crinion Open Table, Dividends Horizon, Dividends Horizon Satellite Surfaces, Reff Profiles, Rockwell Unscripted, Quoin* wood components, *Template* wood components, *Series 2 Veneer Front Storage, cascade edge worksurfaces, Wood Casegoods* (The Graham Collection) (except wood casegoods upholstered surfaces, see below), *Reuter* overheads, *Reuter* vertical storage, *KnollExtra Sapper Monitor Arm Collection, Sapper XYZ Monitor Arm Series, Adjustable keyboard mechanisms and platforms, Communication Boards* (except fabric board textiles, cork and FilzFelt, see below), *Smokador* collection (except leathers, see below), *Orchestra Universal Systems Accessories, k. lounge* structural components, *KnollStudio* Pixel and Propeller, *Antenna Telescope* bases, *Tone* bases, *k.screens*, and dealer-purchased non BIFMA-certified *Muuto* products.

5 Years: Operational parts, controls, electrical, Lighting (except light ballasts, bulbs and power supply, see below), special or custom product, wood veneer products and plywood, *Currents* handcrank, *KnollStudio* (excluding textiles, leather and outdoor finishes), *LSM, Pixel Lounge, Rockwell Unscripted* wire bases, *KnollExtra* CPU holders and all universal storage drawers, and *Power Collection, k.bench* (except changes in finish, see below) and *k.stand* bases (except changes in finish, see below), *Islands Collection* veneer worksurfaces, operational parts, wide grommet lid, castors, glides and electrical; and dealer-purchased non BIFMA-certified *Muuto* products.

3 Years: *Rockwell Unscripted* upholstery (except textiles and leather), *Office Seating* upholstery, textiles, leathers and finishes. Fabric boards textiles and *Smokador* Collection leathers, *KnollExtra* Pop Up Screens, *k.screen* (except cork and PET), and retailer-purchased *Muuto* products.

2 Years: *Anchor Storage* digital locks, *Quoin* digital locks, all other *KnollExtra* product.

1 Year: Light ballasts, bulbs and power supply, seating upholstered armpads and soft armpads, wood casegoods, upholstered surfaces, *KnollStudio*, textiles, leathers and outdoor product finishes, *Pixel Lounge* fabric, *k. lounge* upholstery and *k. lounge* fabric, *Rockwell Unscripted* fabric and accessories, *k.screen* cork and PET.

This warranty does not apply to:

- Damage caused by a carrier other than the Seller.
- Normal wear and tear or acts or omissions of parties other than Seller (including user modification, improper use or installation of Products).
- COM or other third party materials applied to Products.
- Products not installed by or under the auspices of a Knoll Dealer.
- Dramatic temperature variations or exposure to unusual conditions.
- Changes in surface finishes, including colorfastness due to aging or exposure to light.
- Except as specifically noted above, textiles and upholstery supplied by *KnollTextiles* and Spinneybeck FilzFelt (consult current price lists for applicable warranties).

Natural variations occurring in wood, marble, and leather shall not be considered defects, and the Seller does not guarantee the colorfastness or matching of the colors, grains or textures, or surface hardness of such materials. The Seller also does not guarantee the colorfastness of fiberglass panel surfaces.

THE EXPRESS WARRANTIES CONTAINED HEREIN ARE IN LIEU OF ALL OTHER WARRANTIES, EXPRESS OR IMPLIED, INCLUDING ANY WARRANTIES OF MERCHANTABILITY AND FITNESS FOR PARTICULAR PURPOSE AND ALL OTHER WARRANTIES ARISING FROM COURSE OF DEALING OR USAGE OF TRADE.

The remedies provided above are the Purchaser's sole remedies for any failure of Seller to comply with its obligations regarding the workmanship of its Products. Correction of any nonconformity in the manner and for the period of time provided shall constitute complete fulfillment of all liabilities of Seller, with

Selling Policy

	respect to or arising out of the Product furnished hereunder.
Delay/Force Majeure Seller shall not be liable for failure to perform or for delay in performance due to fire, flood, strike or other labor difficulty, act of God, act of war or terrorism, act of any governmental authority or of the Purchaser, riot, embargo, fuel or energy shortage, wrecks or delay in transportation, inability to obtain necessary labor, materials or manufacturing facilities from usual sources or failure of suppliers to meet their contractual obligations, or due to any cause beyond its reasonable control. If any such event occurs, Seller may extend delivery dates by a period of time necessary to overcome the effect of such delay, allocate available Product or cancel any purchase order.
Compliance with Law PURCHASER IS SOLELY RESPONSIBLE FOR COMPLIANCE WITH ALL APPLICABLE FEDERAL, STATE AND LOCAL LAWS, ORDINANCES, REGULATIONS, RULES AND STANDARDS RELATING TO THE INSTALLATION, MAINTENANCE, USE AND OPERATION OF THE PRODUCTS.
Patents Subject to the following provisions, Seller shall, at its own expense, defend or, at its option, settle any claim, suit or proceeding brought against the Purchaser, and/or its vendees, mediate and immediate, so far as based on an allegation that any Product or any part thereof furnished hereunder constitutes a direct or a contributory infringement of any claim of any patent of the United States or Canada. This obligation shall be effective only if Purchaser shall have made all payments then due hereunder and if Seller is notified promptly in writing and given authority, information and assistance for the defense of said claim, suit or proceeding. Seller shall pay all damages and costs awarded in such suit or proceedings so defended.
 The foregoing indemnity does not apply to the following:
 <ul style="list-style-type: none">• Products supplied according to a design other than that of Seller, and which is required by the Purchaser.• Combination of the Product with another product not furnished hereunder unless Seller is a contributory infringer.• Any settlements of a suit or proceeding made without Seller's written consent.
Limitations of Liability SELLER, ITS CONTRACTORS, AUTHORIZED DEALERS AND SUBCONTRACTORS OR SUPPLIERS OF ANY TIER SHALL NOT BE LIABLE TO PURCHASER FOR ANY SPECIAL, INDIRECT, INCIDENTAL OR CONSEQUENTIAL DAMAGES ARISING FROM A BREACH OF THIS AGREEMENT. Purchaser's remedies set forth herein are exclusive and the liability of Seller with respect to the breach of this agreement or any contract entered into between the parties pursuant hereto shall not exceed the price of the Product or part on which such liability is based.

General Ordering Information

The Products

This guide encompasses all standard products for this product group.

Sizes

Dimensions listed in this guide are indicated as:

H = height

W = width

D = depth

Dia. = diameter

Rad. = radius

Pricing

All prices shown are list.

How to Order

Select pattern numbers and quantities required for your complete installation. Product questions can be addressed in the specific sections of this guide or by contacting your sales representative or customer resource representative at 1-800-343-5665.

Next, select options (if required), along with colors and finishes appropriate to each product. Reference the Finishes and Fabrics pages for color designations.

On large installations, an item's "designated area" can be specified to assist in product organization and handling.

To expedite complete / correct entry of your order, be certain all pattern numbers, quantities, colors and area identifications are completely specified. Also, include complete purchase order numbers, bill-to and ship-to addresses, a contact name and specific factory shipping dates required.

Mail all orders to:

Knoll, Inc.

1235 Water Street

P.O. Box 157

East Greenville, PA 18041

Attention: Order Entry

Once your order is entered at Knoll, an acknowledgment will be mailed to you. You will be advised of your scheduled shipping date within five days of the original acknowledgment. If it is necessary to revise your order, please contact your customer resource representative.

Sustainability Statement

Sustainable design is a key component of Knoll's environmental focus. Our commitment to social responsibility and a healthy environment has prompted us to further articulate our longstanding environmental programs and, with encouragement and support from our colleagues in the industry, we have re-energized our focus on such "green" initiatives as life cycle analysis and LEED™ certification. Knoll is proud to have contributed to projects that have received LEED certification from the U.S. Green Building Council.

For the latest information on Knoll products that help our customers achieve LEED certification, log on to knoll.com, click on "About Knoll" and then "Environmental Focus."