

---

# k.<sup>TM</sup> base

Price List  
July 2023

# Knoll

# Table of Contents

k.™ base

Introduction	Finish Options	2
Bases	k.™ base Standard and Extended Electric	4
Tops	Antenna Workspaces Worksurfaces	6
	Reff Profiles Worksurfaces	8
	Dividends Horizon Worksurfaces	10
	Postform Worksurfaces	12
	AutoStrada Worksurfaces	13
Accessories	Accessories	14
Alpha-Numeric Index		16
Selling Policy		17
General Ordering Information		20

**k.™ base Paint Finish**

KBB k.bench Black  
 KBW k.bench White

**Wood Finishes**

New codes begin with a three digit numeric sequence, followed by a letter suffix. Each letter suffix (A-F) represents a different combination of pore fill options and gloss levels.

<b>Code</b>	<b>V1 TECHWOOD</b>	<b>Code</b>	<b>V2 PREMIUM TECHWOOD</b>	<b>Code</b>	<b>V3 PREMIUM VENEER</b>
638	Blond Maple	647	White Pine	039	Pippy Oak *
628	Dark Mahogany	640	Ebony	044	Figured Sycamore
639	Light Cherry	642	Grigio		
641	Black Oak				
506	Maple		<b>V2 NATURAL VENEER</b>		
509	Cherry	020	Natural Oak		
512	Medium Walnut	038	Rustic Walnut *		
513	Medium Teak	017	Light Walnut		
514	Espresso	002	Bronze Cherry		
637	Natural	006	Maple		
644	Light Walnut	021	Peacock Green Walnut		
645	Dove Grey	022	Old English Walnut		
		037	Birch		

	<b>Gloss Level</b>	<b>Fill Level</b>
A	Low Gloss	Closed Pore
B	MediumGloss	Closed Pore
C	High Gloss	Closed Pore
D	Low Gloss	Open Pore
E	Medium Gloss	Open Pore
F	High Gloss	Open Pore

**Edge Options for Veneers**

WOOD	Complementary Wood
SYN	Complementary Synthetic
WPLY	Wood Ply Edge *
SPLY	Synthetic Ply Edge *

\* Ply Edge available on Birch (037) worksurfaces.

**\*Note:**

-Synthetic Edge option is available on worksurfaces, only.  
 -Finishes with \* are available on worksurfaces only.

For more detailed information on Veneer finishes, please refer to the Wood Finish Matrix on the Knoll.com

## Laminate Finishes

### Core Laminate

#### Surface / Edge

- 111 Jet Black\*\*
- 114 Folkstone Grey\*\*
- 115 Medium Grey\*\*
- 117 Soft Grey\*\*
- 118 Bright White\*\*
- 119 Pumice\*\*
- 121 Micro Grey \*
- 122 Brushed Sand \*
- 123 Brushed Grey \*
- 128 Fog\*\*
- 129 Micro Sand \*

\*121, 122, 123, 129 Not available with matching edge option, and only available on worksurfaces.

\*\*Melamine worksurface finish.

Worksurfaces manufactured in Melamine are available in High Pressure Laminate at a 10% upcharge. Other products are also available in High Pressure Laminate and would need to be quoted separately.

Note: All core Laminate worksurfaces are available with matching and non matching edges. ie; A worksurface in 118, can have 139 edge finish.

### Wood Grain Laminates

#### Surface / Edge

- 124 Medium Chery\*\*
- 125 Natural Maple\*\*
- 126 Natural Cherry\*\*
- 127 Walnut\*\*
- 139 Light Ash\*\*
- 140 Warm Ash\*\*
- 141 Whitened Ash\*\*
- 142 Grey Ash\*\*
- 143 Classic Oak\*\*
- 144 Graphite Pear\*\*
- 145 Zebra
- 147 Silverwood\*\*
- 148 Smokewood\*\*
- 149 Barnwood\*\*

#### Additional Edge Options for Laminate worksurfaces (only):

- WPLY Ply Edge - Wood (V1 Pricing)
- SPLY Ply Edge - Synthetic (L Pricing)

### Impact Resistant Laminate

#### Core & Wood Grain Laminates

#### Surface / Edge

- 911 Jet Black
- 914 Folkstone Grey
- 917 Soft Grey
- 918 Bright White
- 919 Pumice
- 924 Medium Cherry
- 925 Natural Maple
- 926 Natural Cherry
- 927 Walnut
- 928 Fog

**Note:** The Rules of Wood Grain Laminates, applies to the Impact Resistant Laminates. 25% Upcharge applies to the laminate pricing for the Impact Resistant Laminates.

**Note:** For Reff Profiles, AutoStrada and Antenna / Telescope you can chose from V1, V2 and V3. For Dividends Horizon you can chose from V1 only.

**Please refer to individual price lists for detailed information on finish options.**

# k.™ base Standard and Extended Electric *Base Types and Height Ranges Specifications*

k.™ base

---

k.™ base is available in Electric or Extended Electric base styles only. k.™ base bases are adjusted with button controls mounted along the front edge of the top. The k.™ base Digital Switch includes Up and Down buttons, four programmable presets, and digital read out. The k.™ base digital switch offers the ability to program an upper and lower limit to prevent collisions with objects above or under the table.

Base Type	k.™ base standard Electric	k.™ base Extended Electric
Height Range	26.2 - 45.3"	21.4 - 47.6"
Adjustment	1-2" per second	1-2" per second
Load Capacity	250 lbs	250 lbs

*\*Height ranges shown do not include top thickness*

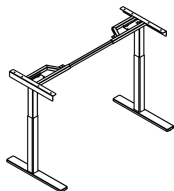
Published heights are measured to the underside of the worksurface. When planning with storage or other object under the desk, account for 2½" of base structure. Do not specify items that interfere with the travel of the table.

Casters raise the overall height of the table 2 ½".

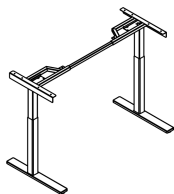
# k.<sup>TM</sup> base Standard and Extended Electric Adjustable Width Base

k.<sup>TM</sup> base


description	type	w	d	pattern no.	list
Standard Electric 24" Deep C-Leg k. <sup>TM</sup> base	Adjustable-width base for use with tops 42" - 84"w	36" - 64"	23.6"	<b>KBCEA24GD( )</b>	\$1,981.




Standard Electric 30" Deep C-Leg k. <sup>TM</sup> base	Adjustable-width base for use with tops 42" - 84"w	36" - 64"	26.6"	<b>KBCEA30GD( )</b>	1,981.
---	---	-----------	-------	---------------------	--------



Extended Electric 24" Deep C-Leg k. <sup>TM</sup> base	Adjustable-width base for use with tops 42" - 84"w	36" - 64"	23.6"	<b>KBCEXA24GD( )</b>	2,256.
---	---	-----------	-------	----------------------	--------



Extended Electric 30" Deep C-Leg k. <sup>TM</sup> base	Adjustable-width base for use with tops 42" - 84"w	36" - 64"	26.6"	<b>KBCEXA30GD( )</b>	2,256.
---	---	-----------	-------	----------------------	--------



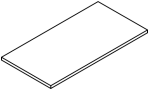
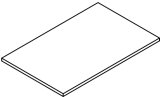
Order Code	Specification Information	Application Notes	Notes
<b>C-Leg Bases</b>			
<i>Example:</i> <b>KBCEA24GD-KBB</b>			
<b>KB</b>	k. <sup>TM</sup> base	Bases are designed for use with k. stand worksurfaces. k. stand are pre-drilled for use with both k. stand and k. <sup>TM</sup> base.	When planning with objects, like storage under the table, use a Digital Switch to program the lower limit to prevent collisions.
<b>C</b>	C-Leg	Base comes with worksurface mounting hardware.	Casters cannot be used on any table with privacy or modesty screens.
<b>E</b>	Electric		
<b>A</b>	Adjustable Width		
<b>24</b>	Depth	Maximum of 10" worksurface overhang on one or both sides permitted.	A worksurface stiffener is required on all rectangular worksurfaces used on k. <sup>TM</sup> base.
<b>G</b>	Glides		
<b>D</b>	Digital Switch		
<b>KBB</b>	k. bench black		

# Antenna Workspaces Worksurfaces

## *Rectangular Tops for C-Leg and T-Leg Bases*

### *24" and 30" Deep*

k.™ base

description	type	w*	w	d	h	pattern no.	laminate(L)	M/V1(V)	V2(V)	V3(V)
Antenna C-Leg Tops, 24" deep 	For 24"d C-Leg Base	48"	45"	24"	1 1/4"	<b>KBTYR4524</b>	\$454.	\$782.	\$899.	\$1,218.
		48"	51"	24"	1 1/4"	<b>KBTYR5124</b>	491.	835.	961.	1,297.
		60"	57"	24"	1 1/4"	<b>KBTYR5724</b>	531.	888.	1,024.	1,382.
		66"	63"	24"	1 1/4"	<b>KBTYR6324</b>	572.	926.	1,063.	1,437.
		72"	69"	24"	1 1/4"	<b>KBTYR6924</b>	597.	960.	1,107.	1,491.
		78"	75"	24"	1 1/4"	<b>KBTYR7524</b>	645.	1,005.	1,159.	1,561.
		84"	81"	24"	1 1/4"	<b>KBTYR8124</b>	696.	1,066.	1,216.	1,640.
Antenna C-Leg and T-Leg Tops, 30" deep 	For 30"d C-Leg & T-Leg Base	48"	45"	30"	1 1/4"	<b>KBTYR4530</b>	531.	882.	1,015.	1,366.
		54"	51"	30"	1 1/4"	<b>KBTYR5130</b>	603.	935.	1,072.	1,448.
		60"	57"	30"	1 1/4"	<b>KBTYR5730</b>	661.	986.	1,132.	1,534.
		66"	63"	30"	1 1/4"	<b>KBTYR6330</b>	741.	1,005.	1,159.	1,561.
		72"	69"	30"	1 1/4"	<b>KBTYR6930</b>	764.	1,039.	1,196.	1,617.
		78"	75"	30"	1 1/4"	<b>KBTYR7530</b>	819.	1,085.	1,243.	1,684.
		84"	81"	30"	1 1/4"	<b>KBTYR8130</b>	877.	1,128.	1,293.	1,769.

\* Nominal Width



Order Code	Specification Information	Application Notes	Options
<b>Antenna Tops</b>	<b>Antenna Tops</b>	<b>Antenna Tops</b>	<b>Antenna Tops</b>
<i>Example:</i> <b>KBTYR5130L,118,118</b>	<i>To order, specify:</i>	Worksurfaces are pre-drilled with pilot for use with wood screws.	Top Finish Options:
<b>KBT</b> k.™ base Top	1. Pattern number	Actual worksurfaces are undersized by 1 1/2" on each side edge.	Add an (L) for laminate,
<b>Y</b> Antenna Style	2. Top Finish	A stiffener is recommended on worksurfaces 60" or wider. A stiffener is required on rectangular worksurfaces 72" (nominal) or wider and on all returns on 90° Corner Bases.	(V) for veneer suffix or
<b>R</b> Rectangular Top	3. Edge Finish (laminate and mixed tops only)		(M) for mixed (laminate with wood edge) suffix
<b>51</b> Width			to pattern number.
<b>30</b> Depth			
<b>L</b> Laminate			
<b>118</b> Bright White Laminate			
<b>118</b> Bright White Edge			

# Antenna Workspaces Worksurfaces

## *Radiused Tops for C-Leg and T-Leg Bases*

### *24" and 30" Deep*

k.™ base

description	type	w*	w	d	h	pattern no.	laminate(L)	M/V1(V)	V2(V)	V3(V)
Antenna Rectangular Radiused Top 24" deep 	For 24"d C-Leg Base	48"	45"	24"	1 1/4"	<b>KBTYRC4524</b>	\$559.	\$963.	\$1,110.	\$1,503.
		54"	51"	24"	1 1/4"	<b>KBTYRC5124</b>	607.	1,029.	1,183.	1,600.
		60"	57"	24"	1 1/4"	<b>KBTYRC5724</b>	653.	1,093.	1,263.	1,705.
		66"	63"	24"	1 1/4"	<b>KBTYRC6324</b>	706.	1,140.	1,311.	1,771.
		72"	69"	24"	1 1/4"	<b>KBTYRC6924</b>	734.	1,182.	1,366.	1,839.
		78"	75"	24"	1 1/4"	<b>KBTYRC7524</b>	792.	1,239.	1,426.	1,925.
		84"	81"	24"	1 1/4"	<b>KBTYRC8124</b>	848.	1,301.	1,494.	2,013.
Antenna Rectangular Radiused Top 30" deep 	For 30"d C-Leg & T-Leg Base	48"	45"	30"	1 1/4"	<b>KBTYRC4530</b>	653.	1,086.	1,251.	1,683.
		54"	51"	30"	1 1/4"	<b>KBTYRC5130</b>	741.	1,151.	1,324.	1,785.
		60"	57"	30"	1 1/4"	<b>KBTYRC5730</b>	817.	1,215.	1,397.	1,888.
		66"	63"	30"	1 1/4"	<b>KBTYRC6330</b>	912.	1,239.	1,397.	1,925.
		72"	69"	30"	1 1/4"	<b>KBTYRC6930</b>	943.	1,280.	1,473.	1,992.
		78"	75"	30"	1 1/4"	<b>KBTYRC7530</b>	1,009.	1,352.	1,533.	2,076.
		84"	81"	30"	1 1/4"	<b>KBTYRC8130</b>	1,080.	1,396.	1,581.	2,154.

\* Nominal Width

Order Code	Specification Information	Application Notes	Options
<b>Antenna Tops</b>	<b>Antenna Tops</b>	<b>Antenna Tops</b>	<b>Antenna Tops</b>
<i>Example:</i> <b>KBTYR5130L,118,118</b>	<i>To order, specify:</i>	Worksurfaces are pre-drilled with pilot for use with wood screws.	Top Finish Options:
<b>KBT</b> k.™ base Top	1. Pattern number	Actual worksurfaces are undersized by 1 1/2" on each side edge.	Add an (L) for laminate, (V) for veneer suffix to pattern number.
<b>Y</b> Antenna Style	2. Top Finish	A stiffener is recommended on worksurfaces 60" or wider. A stiffener is required on rectangular worksurfaces 72" (nominal) or wider and on all returns on 90° Corner Bases.	Veneer available with synthetic edge only.
<b>RC</b> Rectangular Radiused Top	3. Edge Finish (laminate and mixed tops only)		
<b>51</b> Width			
<b>30</b> Depth			
<b>L</b> Laminate			
<b>118</b> Bright White Laminate			
<b>118</b> Bright White Edge			

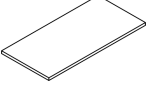
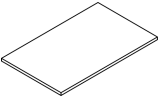


# Reff Profiles Worksurfaces

## Rectangular Tops for C-Leg and T-Leg Tables

### 24" and 30" Deep

k.™ base

description	type	w*	w	d*	d	h	pattern no.	laminate(L)	M/V1(V)	V2(V)	V3(V)
Reff Profiles C-Leg Tops, 24" deep 	For 24"d C-Leg Base	48"	46"	24"	23"	1 1/4"	<b>KBTRR4623N</b>	\$679.	\$737.	\$845.	\$1,139.
		54"	52"	24"	23"	1 1/4"	<b>KBTRR5223N</b>	726.	784.	901.	1,215.
		60"	58"	24"	23"	1 1/4"	<b>KBTRR5823N</b>	787.	840.	962.	1,302.
		66"	64"	24"	23"	1 1/4"	<b>KBTRR6423N</b>	804.	864.	997.	1,344.
		72"	70"	24"	23"	1 1/4"	<b>KBTRR7023N</b>	847.	905.	1,044.	1,411.
		78"	76"	24"	23"	1 1/4"	<b>KBTRR7623N</b>	883.	947.	1,096.	1,474.
		84"	82"	24"	23"	1 1/4"	<b>KBTRR8223N</b>	927.	994.	1,151.	1,548.
Reff Profiles C-Leg and T-Leg Tops, 30" deep 	For 30"d C-Leg & T-Leg Base	48"	46"	30"	29"	1 1/4"	<b>KBTRR4629N</b>	774.	827.	948.	1,281.
		54"	52"	30"	29"	1 1/4"	<b>KBTRR5229N</b>	836.	896.	1,023.	1,382.
		60"	58"	30"	29"	1 1/4"	<b>KBTRR5829N</b>	864.	925.	1,062.	1,436.
		66"	64"	30"	29"	1 1/4"	<b>KBTRR6429N</b>	882.	946.	1,095.	1,473.
		72"	70"	30"	29"	1 1/4"	<b>KBTRR7029N</b>	907.	970.	1,112.	1,504.
		78"	76"	30"	29"	1 1/4"	<b>KBTRR7629N</b>	949.	1,014.	1,167.	1,574.
		84"	82"	30"	29"	1 1/4"	<b>KBTRR8229N</b>	996.	1,054.	1,213.	1,652.

\* Nominal Width and Depth



Order Code	Specification Information	Application Notes	Options
<b>Reff Profiles Tops</b>	<b>Reff Profiles Tops</b>	<b>Reff Profiles Tops</b>	<b>Reff Profiles Tops</b>
<i>Example:</i> <b>KBTRR5229NL,118,118</b>	<i>To order, specify:</i>	Worksurfaces are pre-drilled with pilot for use with wood screws.	Top Finish Options: Add an (L) for laminate, (V) for veneer suffix or (M) for mixed (laminate with wood edge) suffix to pattern number.
<b>KBT</b> k.™ base Top	1. Pattern number	Actual worksurfaces are undersized by 1" on the back side.	
<b>R</b> Reff Profiles Style	2. Top Finish	A stiffener is recommended on worksurfaces 60" or wider. A stiffener is required on rectangular worksurfaces 72" (nominal) or wider and on all returns on 90° Corner Bases.	
<b>R</b> Rectangular Top	3. Edge Finish (laminate and mixed tops only)		
<b>52</b> Width			
<b>29</b> Depth			
<b>N</b> No Grommet			
<b>L</b> Laminate			
<b>118</b> Bright White Laminate			
<b>118</b> Bright White Edge			

# Reff Profiles Worksurfaces

## Radiused Tops for C-Leg and T-Leg Tables

### 24" and 30" Deep

k.™ base

description	type	w*	w	d*	d	h	pattern no.	laminate(L)	M/V1(V)	V2(V)	V3(V)
Reff Profiles Rectangular Radiused Top 24" deep 	For 24"d C-Leg Base	48"	46"	24"	23"	1 1/4"	<b>KBTRRC4623N</b>	\$828.	\$899.	\$1,031.	\$1,389.
		54"	52"	24"	23"	1 1/4"	<b>KBTRRC5223N</b>	886.	956.	1,102.	1,484.
		60"	58"	24"	23"	1 1/4"	<b>KBTRRC5823N</b>	960.	1,027.	1,173.	1,587.
		66"	64"	24"	23"	1 1/4"	<b>KBTRRC6423N</b>	983.	1,056.	1,217.	1,641.
		72"	70"	24"	23"	1 1/4"	<b>KBTRRC7023N</b>	1,034.	1,104.	1,274.	1,721.
		78"	76"	24"	23"	1 1/4"	<b>KBTRRC7623N</b>	1,079.	1,156.	1,338.	1,799.
		84"	82"	24"	23"	1 1/4"	<b>KBTRRC8223N</b>	1,134.	1,208.	1,399.	1,885.
Reff Profiles Rectangular Radiused Top 30" deep 	For 30"d C-Leg & T-Leg Base	48"	46"	30"	29"	1 1/4"	<b>KBTRRC4629N</b>	943.	1,009.	1,157.	1,566.
		54"	52"	30"	29"	1 1/4"	<b>KBTRRC5229N</b>	1,020.	1,094.	1,252.	1,688.
		60"	58"	30"	29"	1 1/4"	<b>KBTRRC5829N</b>	1,056.	1,130.	1,297.	1,752.
		66"	64"	30"	29"	1 1/4"	<b>KBTRRC6429N</b>	1,074.	1,155.	1,337.	1,796.
		72"	70"	30"	29"	1 1/4"	<b>KBTRRC7029N</b>	1,107.	1,185.	1,358.	1,834.
		78"	76"	30"	29"	1 1/4"	<b>KBTRRC7629N</b>	1,158.	1,238.	1,427.	1,922.
		84"	82"	30"	29"	1 1/4"	<b>KBTRRC8229N</b>	1,195.	1,279.	1,475.	1,986.

\* Nominal Width and Depth

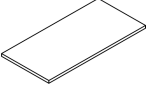
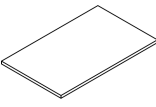
Order Code	Specification Information	Application Notes	Options
<b>Reff Profiles Tops</b>	<b>Reff Profiles Tops</b>	<b>Reff Profiles Tops</b>	<b>Reff Profiles Tops</b>
<i>Example:</i> <b>KBTRRC229NL,118,118</b>	<i>To order, specify:</i>	Worksurfaces are pre-drilled with pilot for use with wood screws.	Top Finish Options:
<b>KBT</b> k.™ base Top	1. Pattern number	Actual worksurfaces are undersized by 1" on the back side.	Add an (L) for laminate, (V) for veneer suffix to pattern number.
<b>R</b> Reff Profiles Style	2. Grommet Option		
<b>RC</b> Rectangular Radiused Top	3. Top Finish		
<b>52</b> Width	4. Edge Finish (laminate and mixed tops only)	A stiffener is recommended on worksurfaces 60" or wider. A stiffener is required on rectangular worksurfaces 72" (nominal) or wider and on all returns on 90° Corner Bases.	
<b>29</b> Depth			
<b>N</b> No Grommet			
<b>L</b> Laminate			
<b>118</b> Bright White Laminate			
<b>118</b> Bright White Edge			

# Dividends Horizon Worksurfaces

## *Rectangular Tops for C-Leg Tables*

### *24" and 30" Deep*

k.™ base

description	type	w*	w	d*	d	h	pattern no.	Laminate w/ ABS edge	laminate w/ woodgrain edge	Laminate w/ Techwood edge
Dividends Horizon Rectangular Tops, 24" deep  	For 24"d C-Leg Base	48"	46"	24"	23"	1 1/4"	<b>KBTDR4623N</b>	\$456.	\$503.	\$823.
		54"	52"	24"	23"	1 1/4"	<b>KBTDR5223N</b>	496.	546.	868.
		60"	58"	24"	23"	1 1/4"	<b>KBTDR5823N</b>	539.	588.	908.
		66"	64"	24"	23"	1 1/4"	<b>KBTDR6423N</b>	578.	634.	947.
		72"	70"	24"	23"	1 1/4"	<b>KBTDR7023N</b>	604.	666.	990.
		78"	76"	24"	23"	1 1/4"	<b>KBTDR7623N</b>	650.	710.	1,037.
		84"	82"	24"	23"	1 1/4"	<b>KBTDR8223N</b>	687.	752.	1,076.
Dividends Horizon Rectangular Tops, 30" deep  	For 30"d C-Leg & T-Leg Base	48"	46"	30"	29"	1 1/4"	<b>KBTDR4629N</b>	539.	588.	905.
		54"	52"	30"	29"	1 1/4"	<b>KBTDR5229N</b>	610.	668.	945.
		60"	58"	30"	29"	1 1/4"	<b>KBTDR5829N</b>	670.	739.	987.
		66"	64"	30"	29"	1 1/4"	<b>KBTDR6429N</b>	745.	820.	1,025.
		72"	70"	30"	29"	1 1/4"	<b>KBTDR7029N</b>	773.	846.	1,061.
		78"	76"	30"	29"	1 1/4"	<b>KBTDR7629N</b>	825.	915.	1,112.
		84"	82"	30"	29"	1 1/4"	<b>KBTDR8229N</b>	893.	987.	1,148.

\* Nominal Width and Depth

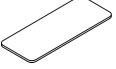

Order Code	Specification Information	Application Notes	Options
<b>Dividends Horizon Tops</b>	<b>Dividends Horizon Tops</b>	<b>Dividends Horizon Tops</b>	<b>Dividends Horizon Tops</b>
<i>Example:</i> <b>KBTDR4623NL,118,118</b>	<i>To order, specify:</i>	Worksurfaces are pre-drilled with pilot for use with wood screws.	Top Finish Options: Add an (L) for laminate to pattern number.
<b>KBT</b> k.™ base Top	1. Pattern number	Actual worksurfaces are undersized by 1" on each side and by 1" on the back side.	
<b>D</b> Dividends Horizon Top	2. Top Finish		
<b>R</b> Rectangular Top	3. Edge Finish (laminate and mixed tops only)		
<b>46</b> Width			
<b>23</b> Depth			
<b>N</b> No Grommet		A stiffener is recommended on worksurfaces 60" or wider. A stiffener is required on rectangular worksurfaces 72" (nominal) or wider and on all returns on 90° Corner Bases.	
<b>L</b> Laminate			
<b>118</b> Bright White Laminate			
<b>118</b> Bright White Edge			

# Dividends Horizon Worksurfaces

## *Radiused Tops for C-Leg and T-Leg Tables*

### *24" and 30" Deep*

k.™ base

description	type	w*	w	d*	d	h	pattern no.	Laminate w/ ABS edge	laminate w/ Woodgrain edge	Laminate w/ Techwood edge
Dividends Horizon Rectangular Radiused Tops, 24" deep 	For 24"d C-Leg Base	48"	46"	24"	23"	1 1/4"	<b>KBTDRC4623N</b>	\$555.	\$616.	\$1,004.
		54"	52"	24"	23"	1 1/4"	<b>KBTDRC5223N</b>	607.	666.	1,058.
		60"	58"	24"	23"	1 1/4"	<b>KBTDRC5823N</b>	657.	720.	1,111.
		66"	64"	24"	23"	1 1/4"	<b>KBTDRC6423N</b>	705.	775.	1,159.
		72"	70"	24"	23"	1 1/4"	<b>KBTDRC7023N</b>	735.	813.	1,208.
		78"	76"	24"	23"	1 1/4"	<b>KBTDRC7623N</b>	792.	868.	1,265.
		84"	82"	24"	23"	1 1/4"	<b>KBTDRC8223N</b>	837.	919.	1,314.
Dividends Horizon Rectangular Radiused Tops, 30" deep 	For 30"d C-Leg & T-Leg Base	48"	46"	30"	29"	1 1/4"	<b>KBTDRC4629N</b>	657.	720.	1,106.
		54"	52"	30"	29"	1 1/4"	<b>KBTDRC5229N</b>	743.	816.	1,153.
		60"	58"	30"	29"	1 1/4"	<b>KBTDRC5829N</b>	817.	902.	1,203.
		66"	64"	30"	29"	1 1/4"	<b>KBTDRC6429N</b>	908.	1,000.	1,250.
		72"	70"	30"	29"	1 1/4"	<b>KBTDRC7029N</b>	945.	1,035.	1,296.
		78"	76"	30"	29"	1 1/4"	<b>KBTDRC7629N</b>	1,006.	1,118.	1,358.
		84"	82"	30"	29"	1 1/4"	<b>KBTDRC8229N</b>	1,091.	1,206.	1,401.

\* Nominal Width and Depth

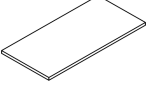
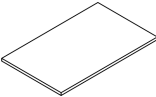
Order Code	Specification Information	Application Notes	Options
<b>Dividends Horizon Tops</b>	<b>Dividends Horizon Tops</b>	<b>Dividends Horizon Tops</b>	<b>Dividends Horizon Tops</b>
<i>Example:</i> <b>KBTDRC4623NL,118,118</b>	<i>To order, specify:</i>	Worksurfaces are pre-drilled with pilot for use with wood screws.	Top Finish Options:
<b>KBT</b> k.™ base Top	1. Pattern number	Actual worksurfaces are undersized by 1" on each side and by 1" on the back side.	Add an (L) for laminate to pattern number.
<b>D</b> Dividends Horizon Top	2. Top Finish	A stiffener is recommended on worksurfaces 60" or wider. A stiffener is required on rectangular worksurfaces 72" (nominal) or wider and on all returns on 90° Corner Bases.	
<b>RC</b> Radiused Rectangular Top	3. Edge Finish (laminate and mixed tops only)		
<b>46</b> Width			
<b>23</b> Depth			
<b>N</b> No Grommet			
<b>L</b> Laminate			
<b>118</b> Bright White Laminate			
<b>118</b> Bright White Edge			

# Postform Worksurfaces

## Rectangular Tops for C-Leg Tables

### 24" and 30" Deep

k.™ base

description	type	w*	w	d	h	pattern no.	L	V1	V2
Postform Rectangular Tops, 24" deep 	For 24"d C-Leg Base	48"	46"	23"	1 1/4"	<b>KBTMR4623</b>	\$658.	\$1,085.	\$1,701.
		54"	52"	23"	1 1/4"	<b>KBTMR5223</b>	722.	1,218.	1,862.
		60"	58"	23"	1 1/4"	<b>KBTMR5823</b>	780.	1,277.	1,956.
		66"	64"	23"	1 1/4"	<b>KBTMR6423</b>	843.	1,410.	2,164.
		72"	70"	23"	1 1/4"	<b>KBTMR7023</b>	902.	1,505.	2,370.
		78"	76"	23"	1 1/4"	<b>KBTMR7623</b>	962.	1,552.	2,471.
		84"	82"	23"	1 1/4"	<b>KBTMR8223</b>	1,024.	1,674.	2,646.
Postform Rectangular Tops, 30" deep 	For 30"d C-Leg & T-Leg Bases	48"	46"	29"	1 1/4"	<b>KBTMR4629</b>	751.	1,213.	1,857.
		54"	52"	29"	1 1/4"	<b>KBTMR5229</b>	808.	1,346.	2,025.
		60"	58"	29"	1 1/4"	<b>KBTMR5829</b>	869.	1,440.	2,193.
		66"	64"	29"	1 1/4"	<b>KBTMR6429</b>	929.	1,531.	2,393.
		72"	70"	29"	1 1/4"	<b>KBTMR7029</b>	1,018.	1,655.	2,559.
		78"	76"	29"	1 1/4"	<b>KBTMR7629</b>	1,082.	1,743.	2,692.
		84"	82"	29"	1 1/4"	<b>KBTMR8229</b>	1,143.	1,854.	2,884.

\* Nominal Width and Depth

Order Code	Specification Information	Application Notes	Options
<b>Postform Tops</b>	<b>PostformTops</b>	<b>PostformTops</b>	
<i>Example:</i> <b>KBTMR4623,118,118</b>	<i>To order, specify:</i>	Worksurfaces are pre-drilled with pilot for use with wood screws.	
<b>KBT</b> k.™ base Top	1. Pattern number		
<b>M</b> Postform Top	2. Top Finish	Actual worksurfaces are undersized by 1" on each side edge and 1" on the back side.	
<b>R</b> Rectangular Top		A stiffener is recommended on worksurfaces 60" or wider. A stiffener is required on rectangular worksurfaces 72" (nominal) or wider and on all returns on 90° Corner Bases.	
<b>46</b> Width			
<b>23</b> Depth			
<b>118</b> Bright White Laminate			
<b>118</b> Bright White Edge			

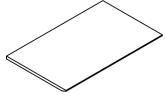
# AutoStrada Worksurfaces

## Rectangular Tops for C-Leg Tables

### 24" and 30" Deep

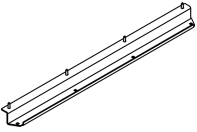
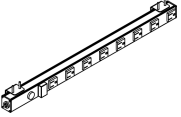
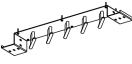
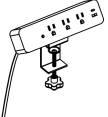

k.™ base

description	type	w*	w	d	h	pattern no.	laminate(L)	Mix	V1(V)	V2(V)	V3(V)
AutoStrada Rectangular Tops, 30" deep	For 30"d C-Leg Base	48"	46"	29"	1 1/4"	<b>KBTA4629( )N</b>	\$837.	\$1,197.	\$1,312.	\$1,394.	\$1,815.
		54"	52"	29"	1 1/4"	<b>KBTA5229( )N</b>	861.	1,295.	1,420.	1,504.	1,954.
		60"	58"	29"	1 1/4"	<b>KBTA5829( )N</b>	914.	1,343.	1,472.	1,557.	2,023.
		66"	64"	29"	1 1/4"	<b>KBTA6429( )N</b>	984.	1,371.	1,506.	1,593.	2,072.
		72"	70"	29"	1 1/4"	<b>KBTA7029( )N</b>	1,015.	1,408.	1,546.	1,636.	2,125.
		78"	76"	29"	1 1/4"	<b>KBTA7629( )N</b>	1,051.	1,471.	1,615.	1,714.	2,224.
		84"	82"	29"	1 1/4"	<b>KBTA8229( )N</b>	1,103.	1,521.	1,671.	1,770.	2,296.



\* Nominal Width and Depth

Order Code	Specification Information	Application Notes	Options
<b>Antenna Tops</b>	<b>Antenna Tops</b>	<b>Antenna Tops</b>	<b>Antenna Tops</b>
<i>Example:</i> <b>KBTYR5130L,118,118</b>	<i>To order, specify:</i>	Worksurfaces are pre-drilled with pilot for use with wood screws.	Top Finish Options:
<b>KBT</b> k.™ base Top	1. Pattern number	Actual worksurfaces are undersized by 1 1/2" on each side edge.	Add an (L) for laminate,
<b>Y</b> Antenna Style	2. Top Finish	A stiffener is recommended on worksurfaces 60" or wider. A stiffener is required on rectangular worksurfaces 72" (nominal) or wider and on all returns on 90° Corner Bases.	(V) for veneer suffix or
<b>R</b> Rectangular Top	3. Edge Finish (laminate and mixed tops only)		(M) for mixed (laminate with wood edge) suffix
<b>51</b> Width			to pattern number.
<b>30</b> Depth			
<b>L</b> Laminate			
<b>118</b> Bright White Laminate			
<b>118</b> Bright White Edge			

description	type	w	d	h	pattern no.	list
k.™ base Casters. Lot pf 4	4 locking casters for use on k.™ base only			2 1/2"	<b>KBACAS</b>	\$79.
 k.™ base Worksurface Stiffener	for use with Tops 36" to 46"	32"	2 7/8"	1 3/4"	<b>KBWS36</b>	110.
	for use with Tops 48" to 58"	44"	2 7/8"	1 3/4"	<b>KBWS48</b>	117.
	for use with Tops 54" to 64"	50"	2 7/8"	1 3/4"	<b>KBWS54</b>	122.
	for use with Tops 60" to 82"	56"	2 7/8"	1 3/4"	<b>KBWS60</b>	129.
 Power Strip	for use on Tone and k. stand Height Adjustable Tables	24 3/4"	2"	2"	<b>TBPS24</b>	533.
 Cleat Plate	for use on Tone and k. stand Height Adjustable Tables	25"	3 3/4"	2 1/4"	<b>TBCP</b>	172.
 Power Module	Clamp-Mount Power Module with 9' cord, 3 power outlets, 1 USB-A, 1 USB-C	8.5"	1.7"	2.2"	<b>KHATA2CPM108()</b>	284.
 Vertical Wire Manager	for use on Tone and k. stand Extended Electric	1"	3/4"	20"	<b>TBVWMEX</b>	43.
	for use on Tone and k. stand Standard Electric	1"	3/4"	16 1/2"	<b>TBVWMES</b>	43.

**Order Code**

**Accessories**

Example: **KBACAS**

**KB** k.™ base

**A** Accessories

**CAS** Casters

**Specification Information**

1. Specify Black or White finish for Power Module.
2. A stiffener is required on worksurfaces that are 72" (nominal) or wider and on all returns on 90° corner bases. A stiffener is recommended on all worksurfaces.

**Notes:**

*Z-Manager for k. stand Standard Electric and Extended Electric bases are installed from the underside of the worksurface to the underside of the foot on either side of the leg. k. stand foot is pre-drilled to accept the Z-Manager.*

**Power Module** delivers up to 65W from the two USB ports and it offers 800 joules of surge protection.

When only one port is used:  
 USB A Single output: DC5V 2.4A MAX.  
 USB C Single output: DC5V/3A, 9V/3A, 20V/3.25A - PD65W Max.

Two ports when used together: USB A output: DC 5V 2.4A MAX USB C output: DC 5V/3A, 9V/3A, 20V/2.25A - PD45W Max.

**Felt J Cable Sleeve**

Available in Black (B) and Grey/Black (GB)

Plastic mounting pieces are always black.

Length of Felt J Cable Sleeve accommodate both standard and Extended electric ranges.

It is installed from the underside of the worksurface using a 14.5" long linear (always black) that surface mounts with double-sided tape to the base of leg.

description	type	w	d	h	pattern no.	list
k. stand Felt J Cable Sleeve	for use on k. stand Standard and Extended Electric Bases				<b>KHATA2FSR</b>	\$206.



**Order Code**

**Accessories**

Example: **KBACAS**

**KB** k.™ base

**A** Accessories

**CAS** Casters

**Specification Information**

1. Specify Black or White finish for Power Module.
2. A stiffener is required on worksurfaces that are 72" (nominal) or wider and on all returns on 90° corner bases. A stiffener is recommended on all worksurfaces.

**Notes:**

*Z-Manager for k. stand Standard Electric and Extended Electric bases are installed from the underside of the worksurface to the underside of the foot on either side of the leg. k. stand foot is pre-drilled to accept the Z-Manager.*

**Power Module** delivers up to 65W from the two USB ports and it offers 800 joules of surge protection.

When only one port is used:  
 USB A Single output: DC5V 2.4A MAX.  
 USB C Single output: DC5V/3A, 9V/3A, 20V/3.25A - PD65W Max.

Two ports when used together: USB A output: DC 5V 2.4A MAX USB C output: DC 5V/3A, 9V/3A, 20V/2.25A - PD45W Max.

**Felt J Cable Sleeve**

Available in Black (B) and Grey/Black (GB)

Plastic mounting pieces are always black.

Length of Felt J Cable Sleeve accommodate both standard and Extended electric ranges.

It is installed from the underside of the worksurface using a 14.5" long linear (always black) that surface mounts with double-sided tape to the base of leg.



<i>pattern no.</i>	<i>page</i>	<i>pattern no.</i>	<i>page</i>
KBACAS	14	KBTRR6429N	8
KBCEA24GD	5	KBTRR7023N	8
KBCEA30GD	5	KBTRR7029N	8
KBCEXA24GD	5	KBTRR7623N	8
KBCEXA30GD	5	KBTRR7629N	8
KBTA4629	13	KBTRR8223N	8
KBTA5229	13	KBTRR8229N	8
KBTA5829	13	KBTRRC4623N	9
KBTA6429	13	KBTRRC4629N	9
KBTA7029	13	KBTRRC5223N	9
KBTA7629	13	KBTRRC5229N	9
KBTA8229	13	KBTRRC5823N	9
KBTD4623N	10	KBTRRC5829N	9
KBTD4629N	10	KBTRRC6423N	9
KBTD5223N	10	KBTRRC6429N	9
KBTD5229N	10	KBTRRC7023N	9
KBTD5823N	10	KBTRRC7029N	9
KBTD5829N	10	KBTRRC7623N	9
KBTD6423N	10	KBTRRC7629N	9
KBTD6429N	10	KBTRRC8223N	9
KBTD7023N	10	KBTRRC8229N	9
KBTD7029N	10	KBTYR4524	6
KBTD7623N	10	KBTYR4530	6
KBTD7629N	10	KBTYR5124	6
KBTD8223N	10	KBTYR5130	6
KBTD8229N	10	KBTYR5724	6
KBTDRC4623N	11	KBTYR5730	6
KBTDRC4629N	11	KBTYR6324	6
KBTDRC5223N	11	KBTYR6330	6
KBTDRC5229N	11	KBTYR6924	6
KBTDRC5823N	11	KBTYR6930	6
KBTDRC5829N	11	KBTYR7524	6
KBTDRC6423N	11	KBTYR7530	6
KBTDRC6429N	11	KBTYR8124	6
KBTDRC7023N	11	KBTYR8130	6
KBTDRC7029N	11	KBTYRC4524	7
KBTDRC7623N	11	KBTYRC4530	7
KBTDRC7629N	11	KBTYRC5124	7
KBTDRC8223N	11	KBTYRC5130	7
KBTDRC8229N	11	KBTYRC5724	7
KBTMR4623	12	KBTYRC5730	7
KBTMR4629	12	KBTYRC6324	7
KBTMR5223	12	KBTYRC6330	7
KBTMR5229	12	KBTYRC6924	7
KBTMR5823	12	KBTYRC6930	7
KBTMR5829	12	KBTYRC7524	7
KBTMR6423	12	KBTYRC7530	7
KBTMR6429	12	KBTYRC8124	7
KBTMR7023	12	KBTYRC8130	7
KBTMR7029	12	KBWS36	14
KBTMR7623	12	KBWS48	14
KBTMR7629	12	KBWS54	14
KBTMR8223	12	KBWS60	14
KBTMR8229	12	KHATA2CPM108	14
KBTRR4623N	8	KHATA2FSR	15
KBTRR4629N	8	TBCP	14
KBTRR5223N	8	TBPS24	14
KBTRR5229N	8	TBVWMES	14
KBTRR5823N	8	TBVWMEX	14
KBTRR5829N	8		
KBTRR6423N	8		

# Selling Policy

This Selling Policy supersedes all previous selling policies and is inclusive of Knoll, KnollStudio and Muuto. Prices, discounts and product offerings are subject to change without notice.

<b>Terms &amp; Conditions of Sales</b>	Sales by Knoll, Inc. or Knoll North America Corp. ("Seller") of Knoll Product Lines (hereinafter "Products") within the United States and Canada are made only on the terms which are contained in this Selling Policy. Seller hereby gives notice of its objection to any different or additional terms and conditions. This sale is expressly conditional upon Purchaser's assent to the terms and conditions set forth below. Additional terms and conditions may apply to KnollStudio and KnollTextiles orders. These terms and conditions may be modified or supplemented only by a written document signed by an authorized representative of Seller. These terms and conditions supersede any prior and/or contemporaneous agreements or correspondence between Purchaser and Seller. Written quotations expire thirty (30) days from the date of issuance and can be withdrawn by written notice anytime during that period. Where Purchaser and Seller have entered into the Knoll Electronic Terms and Conditions, all orders, acknowledgements, invoices and other business communications placed or transmitted in accordance with the Knoll Electronic Terms and Conditions shall be deemed to be in writing and signed and shall be valid for all purposes as if they were originated and maintained in documentary form.
<b>Ordering Information</b>	All orders must be in writing. The product pattern number(s) contained on Seller's order acknowledgement shall be the final expression of the order.
<b>Order Confirmation</b>	A purchase order is not binding on Seller until Purchaser has received Seller's order confirmation or acknowledgment.
<b>Pricing Policies</b>	List prices are subject to change without notice. List prices shall be those prices in effect on the date of receipt of a complete purchase order unless shipment is requested more than ninety (90) days after order entry in which case prices in effect on the date of shipment apply. List prices include specified freight costs. Unless specified in writing by Seller, no other charges are included in Seller's list prices.
<b>Taxes</b>	All sales, use, excise and other taxes applicable to the sale of the Products shall be paid by Purchaser. If Purchaser claims an exemption from any tax, Purchaser shall submit to Seller the appropriate exemption certificates.
<b>Terms of Payment</b>	Payment for one hundred percent (100%) of the net order amount (including any applicable shipping and handling fee) is due within thirty (30) days of the date of invoice, which is generally issued upon shipment. In case of any discrepancies, such as shortages, and Seller is notified in writing within ten (10) days of receipt of Product, only that portion may be deducted and the balance paid. For orders greater than \$100,000 net, a fifty percent (50%) deposit is due at the time of order placement, with the remainder due within thirty (30) days of the date of invoice. KnollStudio orders less than \$2,000 require payment for one hundred percent (100%) of the net order amount (including any applicable sales tax and charges for inside delivery, special packaging, etc.), due at time of order placement. For KnollStudio orders greater than \$2,000, a one-half (50%) deposit is due at time of order placement with the remainder (including any applicable sales tax and charges for inside delivery, special packaging, etc.) due prior to shipment. If, in the judgment of Seller, Purchaser's financial condition does not justify the terms of the payment, Seller may require full or partial payment in advance. Past due accounts shall be charged one and one-half percent (1.5%) per month, or the highest rate permitted by law, whichever is less, and will be added to the outstanding balance. In the event Purchaser defaults on payment, Purchaser shall be liable for all collection costs, including reasonable attorney's fees and costs.
<b>Changes and Cancellation</b>	Standard purchase orders may not be changed or cancelled, in whole or in part, without prior written consent of Seller. Changes may effect delivery dates. Expenses incurred because of changes shall be charged to Purchaser. In the event of cancellations, Purchaser will be liable for reasonable cancellation charges established by Seller. Orders for special Product, orders including "COM" (hereinafter defined) material and orders pursuant to expedited delivery programs, may not be canceled. QuickShip orders may not be changed or canceled without Knoll's authorization. In the event of Muuto order changes, 25% payment of original net order amount is required for changes incurring the week the order was entered. 100% payment of original net order amount is required for changes incurring the week the order is scheduled to ship. If Muuto is ordered on QuickShip, the QuickShip policy supersedes.
<b>Freight Prepaid</b>	For standard orders, freight is prepaid and included in the price of all Knoll Office and KnollStudio Products, except KnollTextiles and Muuto, within the 48 contiguous United States for orders placed with Knoll, Inc. and within Canada, excluding the Yukon, Northwest Territories, Nunavut and Newfoundland for orders placed with Knoll North America Corp. Packing is tested for rigorous motion and transportation but is not guaranteed to protect furniture from all conditions. If special packaging is required for any reason, please consult with your sales representative or dealer. Seller shall select the method of shipment and routing. Freight for all KnollTextiles orders is prepaid and added to the invoice. Freight for all Muuto orders must be specified at time of order placement and added to the PO.
<b>Delivery/Freight Charges</b>	Shipments outside the contiguous 48 United States and Canada shall be shipped F.O.B. Origin. For shipments outside the contiguous United States and Canada, Purchaser is responsible for the cost of freight from point of embarkation, including any handling and transportation charges incidental to loading at the point of departure and unloading at the final destination. Conditions beyond the control of Seller, including weather, available facilities and traffic conditions, may affect exact time of delivery. Seller shall not be responsible for specific carrier delivery date or time unless it has made a specific delivery commitment, in writing. Nonstandard methods of shipment and/or additional services are available upon request. Orders for QuickShip product shipping direct parcel or White Glove are subject to additional shipping and handling charges and must be paid by Purchaser. Purchaser will be billed for the differential cost of any special services in excess of standard surface carrier freight costs. Premium charges, at Purchaser's request, will be added for airfreight, exclusive use of vehicle and extra, export or special packaging. Accessorial charges will be added for inside delivery, extra labor, reassignment and redelivery. Partial shipments may be made and invoiced by Seller.
<b>Claims</b>	All shipments for Knoll Products within the contiguous United States and Canada are F.O.B. Origin. All risk of loss passes to Purchaser at time of delivery to carrier. Purchaser shall inspect all Products upon receipt and notify Seller within ten (10) working days after receipt of any damage or defects which are, or should be, apparent from an inspection of the Product and its packaging. Failure of Purchaser to notify Seller during the ten (10) working day period shall constitute acceptance of the Products and waiver of any apparent defects, errors or shortages. For all claims relating to Product damaged in transit or for any other claims relating to or arising out of the transportation of the Product, Purchaser must seek recovery from the carrier and Seller has no liability to Purchaser for such claims. Seller may, upon request, assist Purchaser with filing of such claims with the carrier, but Seller will not be liable for any of these transportation related claims.

# Selling Policy

---

<b>Seller's Security Interest</b>	Until Seller receives the full payment for the Product, Seller shall have a security interest in the Product. Purchaser agrees to perform all acts, including but not limited to the execution and filing of documentation, which may be necessary to perfect and assure the security interest of Seller.
<b>Returns</b>	The return of Products without a written authorization by Seller shall not be accepted. To receive authorization for Product return, please call Customer Service. All Products that are returned pursuant to a valid authorization shall be subject to a twenty-five percent (25%) of list restocking charge. Products not currently offered for sale by Seller (including COM) shall not be authorized for return. All returned Products must be unused, in original condition and in the original Seller packing cartons. No refund or credit shall be given for damaged Products.
<b>Held Orders/Storage</b>	If Purchaser requests that an order be held or delayed, prices and terms and conditions in effect at the time of shipment shall apply. If Purchaser requests a delay after the time when Seller can defer production, Purchaser will be invoiced for the Product, payable in accordance with standard terms, when the order is ready for shipment. Seller may transfer the Product to storage, in which case all expenses incurred in connection with storage, including demurrage, preparation for storage, storage charges and handling shall be payable by Purchaser upon submission of invoices by Seller. Risk of loss to the Product shall pass to the Purchaser upon delivery of the Product into storage.
<b>Customer's Own Material</b>	A Purchaser who requests a fabric or other surface material not standard to Seller's line of Products ("COM") must submit samples of the requested material to Seller prior to entry of a purchaser order. Seller shall determine if the material is suitable to its manufacturing processes and meets any requirements of Underwriters Laboratories. If the COM is acceptable, Seller will then establish a price for using the COM or the Product in question. For a description of the procedures for submitting samples and testing, contact customer resources or your sales representative. Seller shall have no responsibility for the appearance, condition, performance, durability, colorfastness or any other physical attribute of the COM. Purchaser shall indemnify and hold Seller harmless for any damages, injuries or losses arising out of or related to use of the COM on the Product.
<b>Warranty</b>	Seller warrants to the original Purchaser only that the Products Seller manufactures and sells to Purchaser are free of defects in workmanship and materials, during the applicable warranty period set forth below. Warranty period set forth below is for 24-hour, 7 days a week, multi shift use (includes parts and labor to repair). Should any failure to conform with this limited warranty appear to a Product listed below during the applicable warranty period from the date of shipment, Seller shall, upon prompt written notice, repair or replace, at its option and costs, the affected part or parts.

## Product and Period of Warranty

Lifetime: *Antenna Workspaces, AutoStrada, Calibre, Crinion Open Table, Currents, Dividends Horizon, Morrison, Reff Profiles* laminate, *Rockwell Unscripted, Series 2 Storage, Template, Quoin* and other non-wood components (except cascade edge worksurfaces, operational parts, controls, electrical, Lighting, *Series 2 Veneer Front Storage, digital locks, upholstery, textiles and leathers, special or custom products, see below), Islands Collection* table structure, legs, and laminate worksurfaces; and *Wexby* mobile bin.

12 Years: *Chadwick, Generation by Knoll, k. task, Life, Newson Task, Moment, MultiGeneration by Knoll, Ollo, ReGeneration by Knoll, Remix, and Toboggan* seating (except seating upholstery, textiles, leathers and finishes, see below).

10 Years: *Anchor Storage* except digital locks, *Antenna Workspaces, AutoStrada, Crinion Open Table, Dividends Horizon, Dividends Horizon Satellite Surfaces, Reff Profiles, Rockwell Unscripted, Quoin* wood components, *Template* wood components, *Series 2 Veneer Front Storage, cascade edge worksurfaces, Wood Casegoods* (The Graham Collection) (except wood casegoods upholstered surfaces, see below), *Reuter* overheads, *Reuter* vertical storage, *KnollExtra Sapper Monitor Arm Collection, Sapper XYZ Monitor Arm Series, Adjustable keyboard mechanisms and platforms, Communication Boards* (except fabric board textiles, cork and FilzFelt, see below), *Smokador* collection (except leathers, see below), *Orchestra Universal Systems Accessories, k. lounge* structural components, *KnollStudio* Pixel and Propeller, *Antenna Telescope* bases, *Tone* bases, *k.screens*, and dealer-purchased non BIFMA-certified *Muuto* products.

5 Years: Operational parts, controls, electrical, Lighting (except light ballasts, bulbs and power supply, see below), special or custom product, wood veneer products and plywood, *Currents* handcrank, *KnollStudio* (excluding textiles, leather and outdoor finishes), *LSM, Pixel Lounge, Rockwell Unscripted* wire bases, *KnollExtra* CPU holders and all universal storage drawers, and *Power Collection, k.bench* (except changes in finish, see below) and *k.stand* bases (except changes in finish, see below), *Islands Collection* veneer worksurfaces, operational parts, wide grommet lid, castors, glides and electrical; and dealer-purchased non BIFMA-certified *Muuto* products.

3 Years: *Rockwell Unscripted* upholstery (except textiles and leather), *Office Seating* upholstery, textiles, leathers and finishes. Fabric boards textiles and *Smokador* Collection leathers, *KnollExtra* Pop Up Screens, *k.screen* (except cork and PET), and retailer-purchased *Muuto* products.

2 Years: *Anchor Storage* digital locks, *Quoin* digital locks, all other *KnollExtra* product.

1 Year: Light ballasts, bulbs and power supply, seating upholstered armpads and soft armpads, wood casegoods, upholstered surfaces, *KnollStudio*, textiles, leathers and outdoor product finishes, *Pixel Lounge* fabric, *k. lounge* upholstery and *k. lounge* fabric, *Rockwell Unscripted* fabric and accessories, *k.screen* cork and PET.

This warranty does not apply to:

- Damage caused by a carrier other than the Seller.
- Normal wear and tear or acts or omissions of parties other than Seller (including user modification, improper use or installation of Products).
- COM or other third party materials applied to Products.
- Products not installed by or under the auspices of a Knoll Dealer.
- Dramatic temperature variations or exposure to unusual conditions.
- Changes in surface finishes, including colorfastness due to aging or exposure to light.
- Except as specifically noted above, textiles and upholstery supplied by *KnollTextiles* and Spinneybeck FilzFelt (consult current price lists for applicable warranties).

Natural variations occurring in wood, marble, and leather shall not be considered defects, and the Seller does not guarantee the colorfastness or matching of the colors, grains or textures, or surface hardness of such materials. The Seller also does not guarantee the colorfastness of fiberglass panel surfaces.

THE EXPRESS WARRANTIES CONTAINED HEREIN ARE IN LIEU OF ALL OTHER WARRANTIES, EXPRESS OR IMPLIED, INCLUDING ANY WARRANTIES OF MERCHANTABILITY AND FITNESS FOR PARTICULAR PURPOSE AND ALL OTHER WARRANTIES ARISING FROM COURSE OF DEALING OR USAGE OF TRADE.

The remedies provided above are the Purchaser's sole remedies for any failure of Seller to comply with its obligations regarding the workmanship of its Products. Correction of any nonconformity in the manner and for the period of time provided shall constitute complete fulfillment of all liabilities of Seller, with

# Selling Policy

---

respect to or arising out of the Product furnished hereunder.

**Delay/Force Majeure** Seller shall not be liable for failure to perform or for delay in performance due to fire, flood, strike or other labor difficulty, act of God, act of war or terrorism, act of any governmental authority or of the Purchaser, riot, embargo, fuel or energy shortage, wrecks or delay in transportation, inability to obtain necessary labor, materials or manufacturing facilities from usual sources or failure of suppliers to meet their contractual obligations, or due to any cause beyond its reasonable control. If any such event occurs, Seller may extend delivery dates by a period of time necessary to overcome the effect of such delay, allocate available Product or cancel any purchase order.

**Compliance with Law** PURCHASER IS SOLELY RESPONSIBLE FOR COMPLIANCE WITH ALL APPLICABLE FEDERAL, STATE AND LOCAL LAWS, ORDINANCES, REGULATIONS, RULES AND STANDARDS RELATING TO THE INSTALLATION, MAINTENANCE, USE AND OPERATION OF THE PRODUCTS.

**Patents** Subject to the following provisions, Seller shall, at its own expense, defend or, at its option, settle any claim, suit or proceeding brought against the Purchaser, and/or its vendees, mediate and immediate, so far as based on an allegation that any Product or any part thereof furnished hereunder constitutes a direct or a contributory infringement of any claim of any patent of the United States or Canada. This obligation shall be effective only if Purchaser shall have made all payments then due hereunder and if Seller is notified promptly in writing and given authority, information and assistance for the defense of said claim, suit or proceeding. Seller shall pay all damages and costs awarded in such suit or proceedings so defended.

The foregoing indemnity does not apply to the following:

- Products supplied according to a design other than that of Seller, and which is required by the Purchaser.
- Combination of the Product with another product not furnished hereunder unless Seller is a contributory infringer.
- Any settlements of a suit or proceeding made without Seller's written consent.

**Limitations of Liability** **SELLER, ITS CONTRACTORS, AUTHORIZED DEALERS AND SUBCONTRACTORS OR SUPPLIERS OF ANY TIER SHALL NOT BE LIABLE TO PURCHASER FOR ANY SPECIAL, INDIRECT, INCIDENTAL OR CONSEQUENTIAL DAMAGES ARISING FROM A BREACH OF THIS AGREEMENT.**

Purchaser's remedies set forth herein are exclusive and the liability of Seller with respect to the breach of this agreement or any contract entered into between the parties pursuant hereto shall not exceed the price of the Product or part on which such liability is based.

# General Ordering Information

---

## **The Products**

This guide encompasses all standard products for this product group.

## **Sizes**

Dimensions listed in this guide are indicated as:

H = height

W = width

D = depth

Dia. = diameter

Rad. = radius

## **Pricing**

All prices shown are list.

## **How to Order**

Select pattern numbers and quantities required for your complete installation. Product questions can be addressed in the specific sections of this guide or by contacting your sales representative or customer resource representative at 1-800-343-5665.

Next, select options (if required), along with colors and finishes appropriate to each product. Reference the Finishes and Fabrics pages for color designations.

On large installations, an item's "designated area" can be specified to assist in product organization and handling.

To expedite complete / correct entry of your order, be certain all pattern numbers, quantities, colors and area identifications are completely specified. Also, include complete purchase order numbers, bill-to and ship-to addresses, a contact name and specific factory shipping dates required.

## **Mail all orders to:**

Knoll, Inc.

1235 Water Street

P.O. Box 157

East Greenville, PA 18041

Attention: Order Entry

Once your order is entered at Knoll, an acknowledgment will be mailed to you. You will be advised of your scheduled shipping date within five days of the original acknowledgment. If it is necessary to revise your order, please contact your customer resource representative.

## Sustainability Statement

---

Sustainable design is a key component of Knoll's environmental focus. Our commitment to social responsibility and a healthy environment has prompted us to further articulate our longstanding environmental programs and, with encouragement and support from our colleagues in the industry, we have re-energized our focus on such "green" initiatives as life cycle analysis and LEED™ certification. Knoll is proud to have contributed to projects that have received LEED certification from the U.S. Green Building Council.

For the latest information on Knoll products that help our customers achieve LEED certification, log on to [knoll.com](http://knoll.com), click on "About Knoll" and then "Environmental Focus."