

---

# k.<sup>TM</sup> stand

Price List  
July 2023

# Knoll

Introduction	Finish Options	2
	k.™ stand Height Adjustable Tables	4
Bases	k.stand Standard Electric	5
	k.stand Extended Electric	8
Tops	Antenna Workspaces Worksurfaces	11
	Reff Profiles Worksurfaces	14
	Dividends Horizon Worksurfaces	17
	Postform Worksurfaces	20
	AutoStrada Worksurfaces	21
Accessories	Accessories	23
Alpha-Numeric Index		27
Selling Policy		29
General Ordering Information		31

**k.™ stand Paint Finish**

- 111 Jet Black
- 118 Bright White
- 613 Silver

**Wood Finishes**

New codes begin with a three digit numeric sequence, followed by a letter suffix. Each letter suffix (A-F) represents a different combination of pore fill options and gloss levels.

Code	<i>V1 TECHWOOD</i>	Code	<i>V2 PREMIUM TECHWOOD</i>	Code	<i>V3 PREMIUM VENEER</i>
638	Blond Maple	647	White Pine	039	Pippy Oak *
628	Dark Mahogany	640	Ebony	044	Figured Sycamore
639	Light Cherry	642	Grigio		
641	Black Oak				
506	Maple		<b><i>V2 NATURAL VENEER</i></b>		
509	Cherry	020	Natural Oak		
512	Medium Walnut	038	Rustic Walnut *		
513	Medium Teak	017	Light Walnut		
514	Espresso	002	Bronze Cherry		
637	Natural	006	Maple		
644	Light Walnut	021	Peacock Green Walnut		
645	Dove Grey	022	Old English Walnut		
		037	Birch		

	<b>Gloss Level</b>	<b>Fill Level</b>
A	Low Gloss	Closed Pore
B	MediumGloss	Closed Pore
C	High Gloss	Closed Pore
D	Low Gloss	Open Pore
E	Medium Gloss	Open Pore
F	High Gloss	Open Pore

**Edge Options for Veneers**

WOOD	Complementary Wood
SYN	Complementary Synthetic
WPLY	Wood Ply Edge *
SPLY	Synthetic Ply Edge *

\* Ply Edge available on Birch (037) worksurfaces.

**\*Note:**

-Synthetic Edge option is available on worksurfaces, only.

-Finishes with \* are available on worksurfaces only.

For more detailed information on Veneer finishes, please refer to the Wood Finish Matrix on the Knoll.com

## Laminate Finishes

### Core Laminate

#### Surface / Edge

- 111 Jet Black\*\*
- 114 Folkstone Grey\*\*
- 115 Medium Grey\*\*
- 117 Soft Grey\*\*
- 118 Bright White\*\*
- 119 Pumice\*\*
- 121 Micro Grey \*
- 122 Brushed Sand \*
- 123 Brushed Grey \*
- 128 Fog\*\*
- 129 Micro Sand \*

\*121, 122, 123, 129 Not available with matching edge option, and only available on worksurfaces.

\*\*Melamine worksurface finish.

Worksurfaces manufactured in Melamine are available in High Pressure Laminate at a 10% upcharge. Other products are also available in High Pressure Laminate and would need to be quoted separately.

Note: All core Laminate worksurfaces are available with matching and non matching edges. ie; A worksurface in 118, can have 139 edge finish.

### Wood Grain Laminates

#### Surface / Edge

- 124 Medium Chery\*\*
- 125 Natural Maple\*\*
- 126 Natural Cherry\*\*
- 127 Walnut\*\*
- 139 Light Ash\*\*
- 140 Warm Ash\*\*
- 141 Whitened Ash\*\*
- 142 Grey Ash\*\*
- 143 Classic Oak\*\*
- 144 Graphite Pear\*\*
- 145 Zebra
- 147 Silverwood\*\*
- 148 Smokewood\*\*
- 149 Barnwood\*\*

#### Additional Edge Options for Laminate worksurfaces (only):

- WPLY Ply Edge - Wood (V1 Pricing)
- SPLY Ply Edge - Synthetic (L Pricing)

### Impact Resistant Laminate

#### Core & Wood Grain Laminates

#### Surface / Edge

- 911 Jet Black
- 914 Folkstone Grey
- 917 Soft Grey
- 918 Bright White
- 919 Pumice
- 924 Medium Cherry
- 925 Natural Maple
- 926 Natural Cherry
- 927 Walnut
- 928 Fog

**Note:** The Rules of Wood Grain Laminates, applies to the Impact Resistant Laminates. 25% Upcharge applies to the laminate pricing for the Impact Resistant Laminates.

**Note:** For Reff Profiles, AutoStrada and Antenna / Telescope you can chose from V1, V2 and V3. For Dividends Horizon you can chose from V1 only.

**Please refer to individual price lists for detailed information on finish options.**

# k.<sup>TM</sup> stand Height Adjustable Tables

## *Base Types and Height Ranges*

k.<sup>TM</sup> stand

---

k.<sup>TM</sup> stand is available in Electric or Extended Electric base styles only. k.<sup>TM</sup> stand bases are adjusted with button controls mounted along the front edge of the top. There are two switch options; a Standard Switch and Digital Switch. The Standard Switch features Up and Down buttons only. The Digital Switch includes Up and Down buttons a digital read out, and a programmable upper and lower limit.

Power Requirements Per k.<sup>TM</sup> stand Table: 120-240V at 50-60 Hz, 3.2A at 120V running draw

Start Up Draw: ≤ 4A

Running Draw: ≤ 3.2A

Standby Draw: <0.2W

<b>Base Type</b>	<b>k.<sup>TM</sup> stand Standard Electric</b>	<b>k.<sup>TM</sup> stand Extended Electric</b>
<b>Height Range</b>	27.6 - 46.1"	24.4 - 50"
<b>Adjustment</b>	1-2" per second	1-2" per second
<b>Load Capacity</b>	265 lbs	265 lbs


*\*Height ranges shown do not include top thickness*

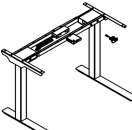
Published heights are measured to the underside of the worksurface. When planning with storage or other object under the desk, account for 2 1/2" of base structure. Do not specify items that interfere with the travel of the table.

Casters raise the overall height of the table 1 1/2".

# k.stand Standard Electric Adjustable Width C-Leg Bases

k.™ stand


description	type	w	d	pattern no.	List Price
	Adjustable-width base for use with tops 33 - 71"W	32.2 - 41.6"	21 3/4"	<b>KHATB3CES24G( ) ( )</b>	\$2,270.
	Adjustable-width base for use with tops 42 - 89"W	41 - 59.5"	21 3/4"	<b>KHATB3CEM24G( ) ( )</b>	2,415.
	Adjustable-width base for use with tops 48 - 101"W	47.1 - 71.7"	21 3/4"	<b>KHATB3CEL24G( ) ( )</b>	2,605.

	Adjustable-width base for use with tops 33 - 71"W	32.2 - 41.6"	27 3/4"	<b>KHATB3CES30G( ) ( )</b>	2,270.
	Adjustable-width base for use with tops 42 - 89"W	41 - 59.5"	27 3/4"	<b>KHATB3CEM30G( ) ( )</b>	2,415.
	Adjustable-width base for use with tops 48 - 101"W	47.1 - 71.7"	27 3/4"	<b>KHATB3CEL30G( ) ( )</b>	2,605.

Order Code	Specification Information	Application Notes	Notes
<b>C-Leg Bases</b>			
<i>Example:</i> <b>KHATB3CEM24G,S,118</b>			
<b>KHATB</b> k.™ stand base			
<b>3</b> 3rd Generation			
<b>C</b> C-Leg			
<b>E</b> Electric			
<b>M</b> Medium Adjustable-Width			
<b>24</b> Depth			
<b>G</b> Glides			
<b>S</b> Standard Switch			
<b>118</b> Bright White			
	<ol style="list-style-type: none"> <li>Switch Style:  “D” specifies the Digital Switch, which includes digital display and two programmable height settings. Add \$53 list for the Digital Switch.  “TR” specifies the red Toggle Switch. Add \$37 list for the Toggle Switch.</li> <li>Base Finish:  Available in fully painted Jet Black, Bright White and Silver.</li> </ol>	<p>Bases are designed for use with corresponding worksurfaces to create freestanding tables. Worksurfaces must be specified separately.</p> <p>Base comes with worksurface mounting hardware.</p> <p>Maximum of 15" worksurface overhang on one or both sides permitted.</p> <p>Corner base max per side dimension is measured along back edge of top and includes depth of attached top.</p>	<p>When planning with objects, like storage under the table, a Digital Switch must be specified and the lower limit must be set to prevent collisions.</p> <p>Casters cannot be used on rectangular 24"D C-Leg bases. Casters cannot be used on any table with privacy screens or modesties. Casters purchased separately as an accessory.</p> <p>Corner bases support Corner tops and rectangular worksurfaces with perpendicular returns up to 30°D. 120° bases support 120° tops up to 30°D.</p>

k.stand Standard Electric  
Adjustable Width T-Leg Bases

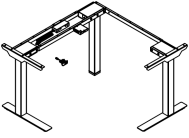
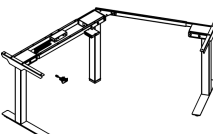
k.™ stand

description	type	w	d	pattern no.	List Price
 30" Deep T-Leg Base	Adjustable-width base for use with tops 33 - 71"W	32.2 - 41.6"	27 <sup>3</sup> / <sub>4</sub> "	<b>KHATB3TES30G( )()</b>	\$2,270.
	Adjustable-width base for use with tops 42 - 89"W	41 - 59.5"	27 <sup>3</sup> / <sub>4</sub> "	<b>KHATB3TEM30G( )()</b>	2,415.
	Adjustable-width base for use with tops 48 - 101"W	47.1 - 71.7"	27 <sup>3</sup> / <sub>4</sub> "	<b>KHATB3TEL30G( )()</b>	2,605.

Order Code	Specification Information	Application Notes	Notes
<b>C-Leg Bases</b>			
<i>Example:</i> <b>KHATB3CEM24G,S,118</b>			
<b>KHATB</b>	k.™ stand base	Bases are designed for use with corresponding worksurfaces to create freestanding tables. Worksurfaces must be specified separately.	When planning with objects, like storage under the table, a Digital Switch must be specified and the lower limit must be set to prevent collisions.
<b>3</b>	3rd Generation	Base comes with worksurface mounting hardware.	Casters cannot be used on rectangular 24"D C-Leg bases.
<b>C</b>	C-Leg	Maximum of 15" worksurface overhang on one or both sides permitted.	Casters cannot be used on any table with privacy screens or modesties.
<b>E</b>	Electric		Casters purchased separately as an accessory.
<b>M</b>	Medium Adjustable-Width	Corner base max per side dimension is measured along back edge of top and includes depth of attached top.	Corner bases support Corner tops and rectangular worksurfaces with perpendicular returns up to 30°D.
<b>24</b>	Depth		120° bases support 120° tops up to 30°D.
<b>G</b>	Glides		
<b>S</b>	Standard Switch		
<b>118</b>	Bright White		

# k.stand Standard Electric Adjustable Width 90° and 120° Corner Bases

k.™ stand

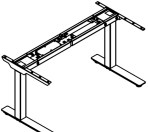
description	type	w	d	pattern no.	List Price
 <p>90° Corner Base</p>	For use with the following worksurfaces: Left side min. size 38" - max. 62" Right side min. size 38" - max. 62"	Left: 37.5" - 47.0" Right: 37.3" - 46.8"	21 3/4"	<b>KHATB3KES21G</b> ( )( )	\$3,480.
	For use with the following worksurfaces: Left side min. size 38" - max. 62" Right side min. size 47" - max. 80"	Left: 37.5" - 47.0" Right: 46.2" - 64.7"	21 3/4"	<b>KHATB3KESM21G</b> ( )( )	3,580.
	For use with the following worksurfaces: Left side min. size 47" - max. 80" Right side min. size 38" - max. 62"	Left: 46.4" - 64.9" Right: 37.3" - 46.8"	21 3/4"	<b>KHATB3KEMS21G</b> ( )( )	3,580.
	For use with the following worksurfaces: Left side min. size 47" - max. 80" Right side min. size 47" - max. 80"	Left: 46.4" - 64.9" Right: 46.2" - 64.7"	21 3/4"	<b>KHATB3KEM24G</b> ( )( )	3,670.
	For use with the following worksurfaces: Left side min. size 38" - max. 62" Right side min. size 53" - max. 92"	Left: 37.5" - 47.0" Right: 52.2" - 76.9"	21 3/4"	<b>KHATB3KESL21G</b> ( )( )	3,700.
	For use with the following worksurfaces: Left side min. size 53" - max. 92" Right side min. size 38" - max. 62"	Left: 52.4" - 77.1" Right: 37.3" - 46.8"	21 3/4"	<b>KHATB3KELS21G</b> ( )( )	3,700.
	For use with the following worksurfaces: Left side min. size 47" - max. 80" Right side min. size 53" - max. 92"	Left: 46.4" - 64.9" Right: 52.2" - 76.9"	21 3/4"	<b>KHATB3KEML24G</b> ( )( )	3,800.
	For use with the following worksurfaces: Left side min. size 53" - max. 92" Right side min. size 47" - max. 80"	Left: 52.4" - 77.1" Right: 46.2" - 64.7"	21 3/4"	<b>KHATB3KELM24G</b> ( )( )	3,800.
	For use with the following worksurfaces: Left side min. size 53" - max. 92" Right side min. size 53" - max. 92"	Left: 52.4" - 77.1" Right: 52.2" - 76.9"	21 3/4"	<b>KHATB3KEL24G</b> ( )( )	3,960.
 <p>120° Corner Base</p>	For use with 41" and 47" 120° Tops can accommodate 37" - 59" 120° tops)	Left: 36.1" - 45.7" Right: 34.4" - 43.9"	21 3/4"	<b>KHATB3VES21G</b> ( )( )	3,500.
	For use with our 47", 53" and 59" 120° Tops (can accommodate 46" to 77" w 120° tops)	Left: 45.1" - 63.6" Right: 43.3" - 61.8"	21 3/4"	<b>KHATB3VEM24G</b> ( )( )	3,690.
	For use with 59" w 120° Tops can accommodate 52" - 89" w 120° tops)	Left: 51.1" - 75.7" Right: 49.3" - 73.9"	21 3/4"	<b>KHATB3VEL24G</b> ( )( )	3,980.

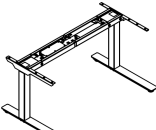
Order Code	Specification Information	Application Notes	Notes
<b>C-Leg Bases</b>	1. Switch Style: "D" specifies the Digital Switch, which includes digital display and two programmable height settings. Add \$53 list for the Digital Switch. "TR" specifies the red Toggle Switch. Add \$37 list for the Toggle Switch. 2. Base Finish: Available in fully painted Jet Black, Bright White and Silver.	Bases are designed for use with corresponding worksurfaces to create freestanding tables. Worksurfaces must be specified separately.  Base comes with worksurface mounting hardware.  Typically, the heels of k.stand base aligns to the back edge(s) of top(s). For 90° corner bases return depth of 36"D and 42"D can be achieved when the base is shifted forward by 3" (36"D) or 6" (42D). We allow the worksurface to overhang (forward or rearward) the midline of the column by 21"	When planning with objects, like storage under the table, a Digital Switch must be specified and the lower limit must be set to prevent collisions.  Casters cannot be used on rectangular 24"D C-Leg bases. Casters cannot be used on any table with privacy screens or modesties. Casters purchased separately as an accessory.  Corner bases support Corner tops and rectangular worksurfaces with perpendicular returns up to 30"D. 120° bases support 120° tops up to 30"D.
<b>Example:</b> <b>KHATB3CEM24G,S,118</b> <b>KHATB</b> k.™ stand base <b>3</b> 3rd Generation <b>C</b> C-Leg <b>E</b> Electric <b>M</b> Medium Adjustable-Width <b>24</b> Depth <b>G</b> Glides <b>S</b> Standard Switch <b>118</b> Bright White			
		Corner base max per side dimension is measured along back edge of top and includes depth of attached top.	

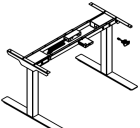


k.™ stand Extended Electric  
Adjustable Width C-Leg and T-Leg Bases

k.™ stand

description	type	w	d	pattern no.	list
	Adjustable-width base for use with tops 33 - 71"W	32.2 - 41.6"	21 <sup>3</sup> / <sub>4</sub> "	<b>KHATB3CEXS24G( ) ( )</b>	\$2,600.
	Adjustable-width base for use with tops 42 - 89"W	41 - 59.5"	21 <sup>3</sup> / <sub>4</sub> "	<b>KHATB3CEXM24G( ) ( )</b>	2,765.
	Adjustable-width base for use with tops 48 - 101"W	47.1 - 71.7"	21 <sup>3</sup> / <sub>4</sub> "	<b>KHATB3CEXL24G( ) ( )</b>	2,955.

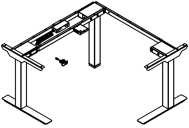
	Adjustable-width base for use with tops 33 - 71"W	32.2 - 41.6"	27 <sup>3</sup> / <sub>4</sub> "	<b>KHATB3CEXS30G( ) ( )</b>	2,600.
	Adjustable-width base for use with tops 42 - 89"W	41 - 59.5"	27 <sup>3</sup> / <sub>4</sub> "	<b>KHATB3CEXM30G( ) ( )</b>	2,765.
	Adjustable-width base for use with tops 48 - 101"W	47.1 - 71.7"	27 <sup>3</sup> / <sub>4</sub> "	<b>KHATB3CEXL30G( ) ( )</b>	2,955.

	Adjustable-width base for use with tops 33 - 71"W	32.2 - 41.6"	27 <sup>3</sup> / <sub>4</sub> "	<b>KHATB3TEXS30G( ) ( )</b>	2,600.
	Adjustable-width base for use with tops 42 - 89"W	41 - 59.5"	27 <sup>3</sup> / <sub>4</sub> "	<b>KHATB3TEXM30G( ) ( )</b>	2,765.
	Adjustable-width base for use with tops 48 - 101"W	47.1 - 71.7"	27 <sup>3</sup> / <sub>4</sub> "	<b>KHATB3TEXL30G( ) ( )</b>	2,955.

Order Code	Specification Information	Application Notes	Notes
<b>C-Leg Bases</b>			
<i>Example:</i> <b>KHATB3CEXM24G, S,118</b>			
<b>KHATB</b> k.™ stand base			
<b>3</b> 3rd Generation			
<b>C</b> C-Leg			
<b>EX</b> Extended Electric			
<b>M</b> Medium Adjustable-Width			
<b>24</b> Depth			
<b>G</b> Glides			
<b>S</b> Standard Switch			
<b>118</b> Bright White			
	<p>1. Switch Style: "D" specifies the Digital Switch, which includes digital display and two programmable height settings. Add \$53 list for the Digital Switch. "TR" specifies the red Toggle Switch. Add \$37 list for the Toggle Switch.</p> <p>2. Base Finish: Available in fully painted Jet Black, Bright White and Silver.</p>	<p>Bases are designed for use with corresponding worksurfaces to create freestanding tables. Worksurfaces must be specified separately.</p> <p>Base comes with worksurface mounting hardware. Maximum of 15" worksurface overhang on one or both sides permitted.</p> <p>Corner base per side dimension is measured along back edge of top and includes depth of attached top.</p>	<p>When planning with objects, like storage under the table, a Digital Switch must be specified and the lower limit must be set to prevent collisions.</p> <p>Casters cannot be used on rectangular 24"D C-Leg Bases. Casters cannot be used on any table with privacy screens or modesties. Casters purchased separately as an accessory.</p> <p>Corner bases support Corner tops and rectangular worksurfaces with perpendicular returns up to 30°D. 120° bases support 120° tops up to 30°D.</p>

# k.stand Extended Electric Adjustable Width 90° Corner Bases

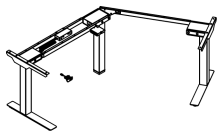
k.™ stand

description	type	w	d	pattern no.	list
	For use with the following worksurfaces: Left side min. size 38" to max. 62" Right side min. size 38" to max. 62"	Left: 37.5" - 47.0" Right: 37.3" - 46.8"	21 3/4"	<b>KHATB3KEXS21G( ) ( )</b>	\$4,550.
	For use with the following worksurfaces: Left side min. size 38" to max. 62" Right side min. size 47" to max. 80"	Left: 37.5" - 47.0" Right: 46.2" - 64.7"	21 3/4"	<b>KHATB3KEXSM21G( ) ( )</b>	4,650.
	For use with the following worksurfaces: Left side min. size 47" to max. 80" Right side min. size 38" to max. 62"	Left: 46.4" - 64.9" Right: 37.3" - 46.8"	21 3/4"	<b>KHATB3KEXMS21G( ) ( )</b>	4,650.
	For use with the following worksurfaces: Left side min. size 38" to max. 62" Right side min. size 53" to max. 92"	Left: 37.5" - 47.0" Right: 52.2" - 76.9"	21 3/4"	<b>KHATB3KEXSL21G( ) ( )</b>	4,880.
	For use with the following worksurfaces: Left side min. size 53" to max. 92" Right side min. size 38" to max. 62"	Left: 52.4" - 77.1" Right: 37.3" - 46.8"	21 3/4"	<b>KHATB3KEXLS21G( ) ( )</b>	4,880.
	For use with the following worksurfaces: Left side min. size 47" to max. 80" Right side min. size 47" to max. 80"	Left: 46.4" - 64.9" Right: 46.2" - 64.7"	21 3/4"	<b>KHATB3KEXM24G( ) ( )</b>	4,930.
	For use with the following worksurfaces: Left side min. size 47" to max. 80" Right side min. size 53" to max. 92"	Left: 46.4" - 64.9" Right: 52.2" - 76.9"	21 3/4"	<b>KHATB3KEXML24G( ) ( )</b>	5,020.
	For use with the following worksurfaces: Left side min. size 53" to max. 92" Right side min. size 47" to max. 80"	Left: 52.4" - 77.1" Right: 46.2" - 64.7"	21 3/4"	<b>KHATB3KEXLM24G( ) ( )</b>	5,020.
	For use with the following worksurfaces: Left side min. size 53" to max. 92" Right side min. size 53" to max. 92"	Left: 52.4" - 77.1" Right: 52.2" - 76.9"	21 3/4"	<b>KHATB3KEXL24G( ) ( )</b>	5,150.

Order Code	Specification Information	Application Notes	Notes
<b>C-Leg Bases</b>			
<i>Example:</i> <b>KHATB3CEXM24G, S,118</b>			
<b>KHATB</b> k.™ stand base	1. Switch Style: "D" specifies the Digital Switch, which includes digital display and two programmable height settings. Add \$53 list for the Digital Switch. "TR" specifies the red Toggle Switch. Add \$37 list for the Toggle Switch.	Bases are designed for use with corresponding worksurfaces to create freestanding tables. Worksurfaces must be specified separately.	When planning with objects, like storage under the table, a Digital Switch must be specified and the lower limit must be set to prevent collisions.
<b>3</b> 3rd Generation		Base comes with worksurface mounting hardware. Maximum of 15" worksurface overhang on one or both sides permitted.	Casters cannot be used on rectangular 24"D C-Leg Bases. Casters cannot be used on any table with privacy screens or modesties. Casters purchased separately as an accessory.
<b>C</b> C-Leg			
<b>EX</b> Extended Electric	2. Base Finish: Available in fully painted Jet Black, Bright White and Silver.	Typically, the heels of k.stand base aligns to the back edge(s) of top(s). For 90° corner bases return depth of 36"D and 42"D can be achieved when the base is shifted forward by 3" (36"D) or 6 inches (42"D). We allow the worksurface to overhang (forward or rearward) the midline of the column by 21"	Corner bases support Corner tops and rectangular worksurfaces with perpendicular returns up to 30"D. 120° bases support 120° tops up to 30"D.
<b>M</b> Medium Adjustable-Width		For 90° corner bases where one or both sides are Small-Adjustable: the feet are 16" For 90° corner bases where the sides are M or L: the feet are 22".	Since the cantilever Bracket is longer than the 16 foot, the base is given a depth of 21. Where as in k.stand logic, the 22D feet bases are called 24.
<b>24</b> Depth			
<b>G</b> Glides			
<b>S</b> Standard Switch			
<b>118</b> Bright White		Corner base per side dimension is measured along back edge of top and includes depth of attached top.	

# k.stand Extended Electric Adjustable Width 120° Corner Bases

k.™ stand

description	type	w	d	pattern no.	list
 120° Corner Base	For use with 41" and 47"w 120° Tops (can accommodate 37" - 59"w 120° tops)	Left: 36.1" - 45.7" Right: 34.4" - 43.9"	21 3/4"	<b>KHATB3VEXS21G</b> ( ) ( )	\$4,650.
	For use with 47", 53" and 59"w 120° Tops (can accommodate 46" - 77"w 120° tops)	Left: 45.1" - 63.6" Right: 43.3" - 61.8"	21 3/4"	<b>KHATB3VEXM24G</b> ( ) ( )	4,950.
	For use with 59"w 120° Tops (can accommodate 52" - 89"w 120° tops)	Left: 51.1" - 75.7" Right: 49.3" - 73.9"	21 3/4"	<b>KHATB3VEXL24G</b> ( ) ( )	5,250.

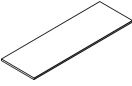
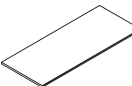
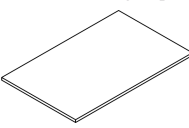
Order Code	Specification Information	Application Notes	Notes
<b>C-Leg Bases</b>			
<i>Example:</i> <b>KHATB3CEXM24G, S,118</b>			
<b>KHATB</b> k.™ stand base			
<b>3</b> 3rd Generation			
<b>C</b> C-Leg			
<b>EX</b> Extended Electric			
<b>M</b> Medium Adjustable-Width			
<b>24</b> Depth			
<b>G</b> Glides			
<b>S</b> Standard Switch			
<b>118</b> Bright White			
	1. Switch Style: "D" specifies the Digital Switch, which includes digital display and two programmable height settings. Add \$53 list for the Digital Switch. "TR" specifies the red Toggle Switch. Add \$37 list for the Toggle Switch. 2. Base Finish: Available in fully painted Jet Black, Bright White and Silver.	Bases are designed for use with corresponding worksurfaces to create freestanding tables. Worksurfaces must be specified separately.  Base comes with worksurface mounting hardware. Maximum of 15" worksurface overhang on one or both sides permitted.  Typically, the heels of k.stand base aligns to the back edge(s) of top(s). For 90° corner bases return depth of 36"D and 42"D can be achieved when the base is shifted forward by 3" (36"D) or 6 inches (42"D). We allow the worksurface to overhang (forward or rearward) the midline of the column by 21"  For 90° corner bases where one or both sides are Small-Adjustable: the feet are 16" For 90° corner bases where the sides are M or L: the feet are 22".  Corner base per side dimension is measured along back edge of top and includes depth of attached top.	When planning with objects, like storage under the table, a Digital Switch must be specified and the lower limit must be set to prevent collisions.  Casters cannot be used on rectangular 24"D C-Leg Bases. Casters cannot be used on any table with privacy screens or modesties. Casters purchased separately as an accessory.  Corner bases support Corner tops and rectangular worksurfaces with perpendicular returns up to 30"D. 120° bases support 120° tops up to 30"D.  Since the cantilever Bracket is longer than the 16 foot, the base is given a depth of 21. Where as in k.stand logic, the 22D feet bases are called 24.

# Antenna Workspaces Worksurfaces

## Tops for C-Leg and T-Leg Bases

### 24", 30" and 36" Deep Rectangular

k.™ stand

description	type	w*	w	d	h	pattern no.	laminate (L)	M/V1(V)	V2(V)	V3(V)
Antenna C-Leg Tops, 24" Deep 	For 24"D C-Leg Base	36"	33"	24"	1 1/4"	<b>KHATTYR3324( )</b>	\$354.	\$715.	\$821.	\$1,109.
		42"	39"	24"	1 1/4"	<b>KHATTYR3924( )</b>	405.	751.	865.	1,163.
		48"	45"	24"	1 1/4"	<b>KHATTYR4524( )</b>	454.	782.	899.	1,218.
		54"	51"	24"	1 1/4"	<b>KHATTYR5124( )</b>	491.	835.	961.	1,297.
		60"	57"	24"	1 1/4"	<b>KHATTYR5724( )</b>	531.	888.	1,024.	1,382.
		66"	63"	24"	1 1/4"	<b>KHATTYR6324( )</b>	572.	926.	1,063.	1,437.
		72"	69"	24"	1 1/4"	<b>KHATTYR6924( )</b>	597.	960.	1,107.	1,491.
		78"	75"	24"	1 1/4"	<b>KHATTYR7524( )</b>	645.	1,005.	1,159.	1,561.
		84"	81"	24"	1 1/4"	<b>KHATTYR8124( )</b>	680.	1,052.	1,206.	1,629.
		90"	87"	24"	1 1/4"	<b>KHATTYR8724( )</b>	764.	1,093.	1,259.	1,696.
		96"	93"	24"	1 1/4"	<b>KHATTYR9324( )</b>	832.	1,134.	1,308.	1,764.
102"	99"	24"	1 1/4"	<b>KHATTYR9924( )</b>	907.	1,179.	1,361.	1,835.		
Antenna C-Leg and T-Leg Tops, 30" Deep 	For 30"D C-Leg & T-Leg Bases	36"	33"	30"	1 1/4"	<b>KHATTYR3330( )</b>	441.	795.	917.	1,233.
		42"	39"	30"	1 1/4"	<b>KHATTYR3930( )</b>	478.	820.	942.	1,271.
		48"	45"	30"	1 1/4"	<b>KHATTYR4530( )</b>	531.	882.	1,015.	1,366.
		54"	51"	30"	1 1/4"	<b>KHATTYR5130( )</b>	603.	935.	1,072.	1,448.
		60"	57"	30"	1 1/4"	<b>KHATTYR5730( )</b>	661.	986.	1,132.	1,534.
		66"	63"	30"	1 1/4"	<b>KHATTYR6330( )</b>	741.	1,005.	1,159.	1,561.
		72"	69"	30"	1 1/4"	<b>KHATTYR6930( )</b>	764.	1,039.	1,196.	1,617.
		78"	75"	30"	1 1/4"	<b>KHATTYR7530( )</b>	819.	1,085.	1,243.	1,684.
		84"	81"	30"	1 1/4"	<b>KHATTYR8130( )</b>	869.	1,128.	1,296.	1,753.
		90"	87"	30"	1 1/4"	<b>KHATTYR8730( )</b>	935.	1,180.	1,361.	1,830.
		96"	93"	30"	1 1/4"	<b>KHATTYR9330( )</b>	1,000.	1,224.	1,406.	1,901.
102"	99"	30"	1 1/4"	<b>KHATTYR9930( )</b>	1,070.	1,273.	1,448.	1,978.		
Antenna T-Leg Tops, 36" Deep 	For 30"D T-Leg Base	48"	45"	36"	1 1/4"	<b>KHATTYR4536( )</b>	582.	953.	1,096.	1,476.
		54"	51"	36"	1 1/4"	<b>KHATTYR5136( )</b>	659.	1,005.	1,159.	1,561.
		60"	57"	36"	1 1/4"	<b>KHATTYR5736( )</b>	730.	1,058.	1,217.	1,642.
		66"	63"	36"	1 1/4"	<b>KHATTYR6336( )</b>	813.	1,111.	1,276.	1,721.
		72"	69"	36"	1 1/4"	<b>KHATTYR6936( )</b>	839.	1,163.	1,337.	1,807.
		78"	75"	36"	1 1/4"	<b>KHATTYR7536( )</b>	897.	1,217.	1,401.	1,888.
		84"	81"	36"	1 1/4"	<b>KHATTYR8136( )</b>	956.	1,269.	1,461.	1,970.
		90"	87"	36"	1 1/4"	<b>KHATTYR8736( )</b>	1,027.	1,326.	1,520.	2,051.
		96"	93"	36"	1 1/4"	<b>KHATTYR9336( )</b>	1,104.	1,365.	1,573.	2,119.
		102"	99"	36"	1 1/4"	<b>KHATTYR9936( )</b>	1,181.	1,406.	1,636.	2,183.

\* Nominal Width




Order Code	Specification Information	Application Notes	Options
<b>Antenna Tops</b>	<b>Antenna Tops</b>	<b>Antenna Tops</b>	<b>Antenna Tops</b>
<i>Example:</i> <b>KHATTYR5130L, 118, 118</b>	<i>To order, specify:</i>	Worksurfaces are pre-drilled with pilot for use with wood screws.	Top Finish Options:
<b>KHATT</b> k.™ stand top	1. Pattern number	Actual worksurfaces are undersized by 1 1/2" on each side edge.	Add an (L) for laminate,
<b>Y</b> Antenna Style	2. Top Finish		(V) for veneer suffix or
<b>R</b> Rectangular Top	3. Edge Finish (laminate and mixed tops only)		(M) for mixed (laminate with wood edge) suffix to pattern number.
<b>51</b> Width			
<b>30</b> Depth			
<b>L</b> Laminate			
<b>118</b> Bright White Laminate			
<b>118</b> Bright White Edge			

# Antenna Workspaces Worksurfaces

## Radiused Tops for C-Leg and T-Leg Bases

### 24" , 30" and 36" Deep

k.™ stand

description	type	w*	w	d	h	pattern no.	laminate (L)	V1(V)	V2(V)	V3(V)
Antenna Rectangular Radiused Top 24" Deep 	For use with 24"D C-Leg Base	36"	33"	24"	1 1/4"	<b>KHATTYRC3324( )</b>	\$436.	\$880.	\$1,009.	\$1,365.
		42"	39"	24"	1 1/4"	<b>KHATTYRC3924( )</b>	500.	924.	1,065.	1,435.
		48"	45"	24"	1 1/4"	<b>KHATTYRC4524( )</b>	559.	963.	1,110.	1,503.
		54"	51"	24"	1 1/4"	<b>KHATTYRC5124( )</b>	607.	1,029.	1,183.	1,600.
		60"	57"	24"	1 1/4"	<b>KHATTYRC5724( )</b>	653.	1,093.	1,263.	1,705.
		66"	63"	24"	1 1/4"	<b>KHATTYRC6324( )</b>	706.	1,140.	1,311.	1,771.
		72"	69"	24"	1 1/4"	<b>KHATTYRC6924( )</b>	734.	1,182.	1,366.	1,839.
		78"	75"	24"	1 1/4"	<b>KHATTYRC7524( )</b>	792.	1,239.	1,426.	1,925.
		84"	81"	24"	1 1/4"	<b>KHATTYRC8124( )</b>	834.	1,293.	1,483.	2,003.
		90"	87"	24"	1 1/4"	<b>KHATTYRC8724( )</b>	937.	1,339.	1,545.	2,086.
		96"	93"	24"	1 1/4"	<b>KHATTYRC9324( )</b>	1,025.	1,396.	1,607.	2,168.
102"	99"	24"	1 1/4"	<b>KHATTYRC9924( )</b>	1,128.	1,452.	1,669.	2,256.		
Antenna Rectangular Radiused Top 30" Deep 	For use with 30"D C-Leg & T-Leg Bases	36"	33"	30"	1 1/4"	<b>KHATTYRC3330( )</b>	541.	979.	1,128.	1,514.
		42"	39"	30"	1 1/4"	<b>KHATTYRC3930( )</b>	591.	1,011.	1,163.	1,567.
		48"	45"	30"	1 1/4"	<b>KHATTYRC4530( )</b>	653.	1,086.	1,251.	1,683.
		54"	51"	30"	1 1/4"	<b>KHATTYRC5130( )</b>	741.	1,151.	1,324.	1,785.
		60"	57"	30"	1 1/4"	<b>KHATTYRC5730( )</b>	817.	1,215.	1,397.	1,888.
		66"	63"	30"	1 1/4"	<b>KHATTYRC6330( )</b>	912.	1,239.	1,397.	1,925.
		72"	69"	30"	1 1/4"	<b>KHATTYRC6930( )</b>	943.	1,280.	1,473.	1,992.
		78"	75"	30"	1 1/4"	<b>KHATTYRC7530( )</b>	1,009.	1,352.	1,533.	2,076.
		84"	81"	30"	1 1/4"	<b>KHATTYRC8130( )</b>	1,066.	1,385.	1,597.	2,153.
		90"	87"	30"	1 1/4"	<b>KHATTYRC8730( )</b>	1,148.	1,452.	1,674.	2,251.
		96"	93"	30"	1 1/4"	<b>KHATTYRC9330( )</b>	1,231.	1,504.	1,730.	2,338.
102"	99"	30"	1 1/4"	<b>KHATTYRC9930( )</b>	1,318.	1,564.	1,799.	2,432.		
Antenna Rectangular Radiused Top 36" Deep 	For use with 30"D T-Leg Bases	48"	45"	36"	1 1/4"	<b>KHATTYRC4536( )</b>	717.	1,172.	1,350.	1,818.
		54"	51"	36"	1 1/4"	<b>KHATTYRC5136( )</b>	814.	1,239.	1,426.	1,925.
		60"	57"	36"	1 1/4"	<b>KHATTYRC5736( )</b>	900.	1,305.	1,500.	2,023.
		66"	63"	36"	1 1/4"	<b>KHATTYRC6336( )</b>	1,000.	1,372.	1,573.	2,122.
		72"	69"	36"	1 1/4"	<b>KHATTYRC6936( )</b>	1,037.	1,435.	1,649.	2,225.
		78"	75"	36"	1 1/4"	<b>KHATTYRC7536( )</b>	1,106.	1,500.	1,725.	2,325.
		84"	81"	36"	1 1/4"	<b>KHATTYRC8136( )</b>	1,174.	1,560.	1,797.	2,421.
		90"	87"	36"	1 1/4"	<b>KHATTYRC8736( )</b>	1,262.	1,627.	1,869.	2,524.
		96"	93"	36"	1 1/4"	<b>KHATTYRC9336( )</b>	1,360.	1,679.	1,936.	2,606.
102"	99"	36"	1 1/4"	<b>KHATTYRC9936( )</b>	1,454.	1,729.	1,994.	2,684.		

\* Nominal Width

Order Code	Specification Information	Application Notes	Options
<b>Antenna Tops</b>	<b>Antenna Tops</b>	<b>Antenna Tops</b>	<b>Antenna Tops</b>
<i>Example:</i> <b>KHATTYRC5730L, 118, 118</b>	<i>To order, specify:</i>	Worksurfaces are pre-drilled with pilot for use with wood screws.	Top Finish Options:
<b>KHATT</b> k.™ stand top	1. Pattern number	24", 30" and 36" rectangular worksurfaces are for use with corresponding depth fixed and height adjustable C-Leg bases and T-Leg bases.	Add an (L) for laminate, (V) for veneer suffix to pattern number.
<b>Y</b> Antenna Style	2. Top Finish		
<b>RC</b> Rectangular Radiused Top	3. Edge Finish		
<b>57</b> Width	(laminate and mixed tops only)		Veneer available with synthetic edge only.
<b>30</b> Depth		Actual worksurfaces are undersized by 1 1/2" on each side edge.	
<b>L</b> Laminate			
<b>118</b> Bright White Laminate			
<b>118</b> Bright White Edge			

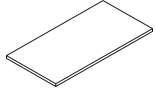
# Antenna Workspaces Worksurfaces

## Tops for 90 Degree and 120 Degree Bases

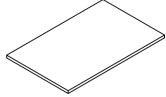
### 24" and 30" Deep

k.™ stand

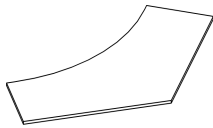
description	type	w*	w	d	h	pattern no.	laminate (L)	M/V1(V)	V1(V)	V2(V)	V3(V)
Antenna Top for Corner Bases, 24" Deep	Primary top for 90° Corner Base. To be used with perpendicular return.	42"	42"	24"	1 1/4"	<b>KHATTYK4224( )</b>	\$405.	\$751.	\$751.	\$865.	\$1,163.
		47"	47"	24"	1 1/4"	<b>KHATTYK4724( )</b>	454.	782.	782.	899.	1,218.



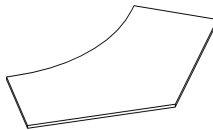
Antenna Top for Corner Bases 30" Deep	Primary top for 90° Corner Base. To be used with perpendicular return.	42"	42"	30"	1 1/4"	<b>KHATTYK4230( )</b>	478.	820.	820.	942.	1,271.
		47"	47"	30"	1 1/4"	<b>KHATTYK4730( )</b>	531.	882.	882.	1,015.	1,366.



Antenna 120° Top 24" Deep	For use with 24"D 120° Bases	42"	41"	24"	1 1/4"	<b>KHATTYV4124( )</b>	1,056.	2,410.	2,410.	2,771.	3,605.
		48"	47"	24"	1 1/4"	<b>KHATTYV4724( )</b>	1,163.	2,567.	2,567.	2,951.	3,837.
		54"	53"	24"	1 1/4"	<b>KHATTYV5324( )</b>	1,240.	2,711.	2,711.	3,121.	4,055.
		60"	59"	24"	1 1/4"	<b>KHATTYV5924( )</b>	1,435.	n/a	n/a	n/a	n/a



Antenna 120° Top 30" Deep	For use with 24"D 120° Bases	42"	41"	30"	1 1/4"	<b>KHATTYV4130( )</b>	1,123.	2,482.	2,482.	2,812.	3,657.
		48"	47"	30"	1 1/4"	<b>KHATTYV4730( )</b>	1,199.	2,648.	2,648.	2,999.	3,901.
		54"	53"	30"	1 1/4"	<b>KHATTYV5330( )</b>	1,481.	n/a	n/a	n/a	n/a
		60"	59"	30"	1 1/4"	<b>KHATTYV5930( )</b>	1,508.	n/a	n/a	n/a	n/a



\* Nominal Width

Order Code	Specification Information	Application Notes	Options
<b>Antenna Tops</b>	<b>Antenna Tops</b>	<b>Antenna Tops</b>	<b>Antenna Tops</b>
<i>Example:</i> <b>KHATTYR5130L, 118, 118</b>	<i>To order, specify:</i>	Worksurfaces are pre-drilled with pilot for use with wood screws.	Top Finish Options: Add an (L) for laminate, (V) for veneer suffix or (M) for mixed (laminate with wood edge) suffix to pattern number.
<b>KHATT</b>	1. Pattern number	Actual worksurfaces are undersized by 1 1/2" on each side edge.	
<b>Y</b>	2. Top Finish		
<b>R</b>	3. Edge Finish (laminate and mixed tops only)		
<b>51</b>			
<b>30</b>			
<b>L</b>			
<b>118</b>			
<b>118</b>			

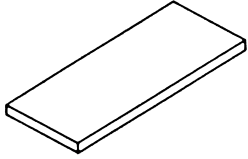
# Reff Profiles Worksurfaces

## Tops for C-Leg Tables

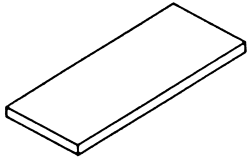
### 24", 30" and 36" Deep Rectangular

k.™ stand

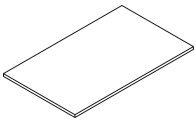
description	type	w*	w	d*	d	h	pattern no.	laminate (L)	M/V1(V)	V2(V)	V3(V)
Reff Profiles C-Leg Tops, 24" Deep	For 24"D C-Leg Base	48"	46"	24"	23"	1 1/4"	<b>KHATRR4623N</b>	\$679.	\$737.	\$845.	\$1,139.
	For 24"D C-Leg Base	54"	52"	24"	23"	1 1/4"	<b>KHATRR5223N</b>	726.	784.	901.	1,215.
	For 24"D C-Leg Base	60"	58"	24"	23"	1 1/4"	<b>KHATRR5823N</b>	787.	840.	962.	1,302.
	For 24"D C-Leg Base	66"	64"	24"	23"	1 1/4"	<b>KHATRR6423N</b>	804.	864.	997.	1,344.
	For 24"D C-Leg Base	72"	70"	24"	23"	1 1/4"	<b>KHATRR7023N</b>	847.	905.	1,044.	1,411.
	For 24"D C-Leg Base	78"	76"	24"	23"	1 1/4"	<b>KHATRR7623N</b>	883.	947.	1,096.	1,474.



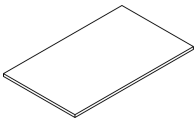
Reff Profiles C-Leg and T-Leg Tops, 30" Deep	For 30"D C-Leg & T-Leg Bases	48"	46"	30"	29"	1 1/4"	<b>KHATRR4629N</b>	774.	827.	948.	1,281.
	For 30"D C-Leg & T-Leg Bases	54"	52"	30"	29"	1 1/4"	<b>KHATRR5229N</b>	836.	896.	1,023.	1,382.
	For 30"D C-Leg & T-Leg Bases	60"	58"	30"	29"	1 1/4"	<b>KHATRR5829N</b>	864.	925.	1,062.	1,436.
	For 30"D C-Leg & T-Leg Bases	66"	64"	30"	29"	1 1/4"	<b>KHATRR6429N</b>	882.	946.	1,095.	1,473.
	For 30"D C-Leg & T-Leg Bases	72"	70"	30"	29"	1 1/4"	<b>KHATRR7029N</b>	907.	970.	1,112.	1,504.
	For 30"D C-Leg & T-Leg Bases	78"	76"	30"	29"	1 1/4"	<b>KHATRR7629N</b>	949.	1,014.	1,167.	1,574.



Reff Profiles T-Leg Tops, 36" Deep	For 30"D T-Leg Base	54"	52"	36"	35"	1 1/4"	<b>KHATRR5235N</b>	959.	1,030.	1,177.	1,582.
	For 30"D T-Leg Base	60"	58"	36"	35"	1 1/4"	<b>KHATRR5835N</b>	996.	1,067.	1,225.	1,652.
	For 30"D T-Leg Base	66"	64"	36"	35"	1 1/4"	<b>KHATRR6435N</b>	1,032.	1,104.	1,275.	1,719.
	For 30"D T-Leg Base	72"	70"	36"	35"	1 1/4"	<b>KHATRR7035N</b>	1,067.	1,143.	1,317.	1,777.
	For 30"D T-Leg Base	78"	76"	36"	35"	1 1/4"	<b>KHATRR7635N</b>	1,109.	1,191.	1,368.	1,848.



Reff Profiles T-Leg Tops, 36" Deep	For 30"D T-Leg Base	48"	46"	36"	35"	1 1/4"	<b>KHATRR4635N</b>	899.	967.	1,114.	1,498.
---------------------------------------	---------------------	-----	-----	-----	-----	--------	--------------------	------	------	--------	--------



\* Nominal Width

Order Code	Specification Information	Application Notes	Options
<b>Reff Profiles Tops</b>	<b>Reff Profiles Tops</b>	<b>Reff Profiles Tops</b>	<b>Reff Profiles Tops</b>
<i>Example:</i> <b>KHATRR5229NL, 118</b>	<i>To order, specify:</i>	Worksurfaces are pre-drilled with pilot for use with wood screws.	Top Finish Options: Add an (L) for laminate, (V) for veneer suffix or (M) for mixed (laminate with wood edge) suffix to pattern number.
<b>KHATT</b> k.™ stand top	1. Pattern number	Actual worksurfaces are undersized by 1" on each side edge and by 1" on the back side.	
<b>R</b> Reff Profiles Top	2. Top Finish		
<b>R</b> Rectangular Top	3. Edge Finish (laminate and mixed tops only)		
<b>52</b> Width			
<b>29</b> Depth			
<b>N</b> No Grommet			
<b>L</b> Laminate			
<b>118</b> Bright White Laminate			
<b>118</b> Bright White Edge			

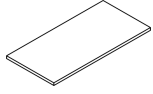
# Reff Profiles Worksurfaces

## Tops for C-Leg Tables

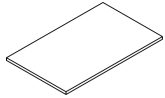
### 24", 30" and 36" Deep Rectangular

k.™ stand

description	type	w*	w	d*	d	h	pattern no.	laminate (L)	M/V1(V)	V2(V)	V3(V)
Reff Profiles Top for Corner Bases 24" Deep	Primary top for 90° Degree Corner Base. To be used with perpendicular return.	47"	47"	24"	23"	1 1/4"	<b>KHATRR4723N</b>	\$679.	\$737.	\$845.	\$1,139.



Reff Profiles Top for Corner Bases, 30" Deep	Primary top for 90° Degree Corner Base. To be used with perpendicular return.	47"	47"	30"	29"	1 1/4"	<b>KHATRR4729N</b>	774.	827.	948.	1,281.
--	---	-----	-----	-----	-----	--------	--------------------	------	------	------	--------



\* Nominal Width

Order Code	Specification Information	Application Notes	Options
<b>Reff Profiles Tops</b>	<b>Reff Profiles Tops</b>	<b>Reff Profiles Tops</b>	<b>Reff Profiles Tops</b>
<i>Example:</i> <b>KHATRR5229NL, 118</b>	<i>To order, specify:</i>	Worksurfaces are pre-drilled with pilot for use with wood screws.	Top Finish Options:
<b>KHATT</b> k.™ stand top	1. Pattern number	Actual worksurfaces are undersized by 1" on each side edge and by 1" on the back side.	Add an (L) for laminate, (V) for veneer suffix or (M) for mixed (laminate with wood edge) suffix
<b>R</b> Reff Profiles Top	2. Top Finish		to pattern number.
<b>R</b> Rectangular Top	3. Edge Finish (laminate and mixed tops only)		
<b>52</b> Width			
<b>29</b> Depth			
<b>N</b> No Grommet			
<b>L</b> Laminate			
<b>118</b> Bright White Laminate			
<b>118</b> Bright White Edge			






# Reff Profiles Worksurfaces

## Radiused Tops for C-Leg and T-Leg Tables

### 24" , 30" and 36" Deep

k.™ stand

description	type	w*	w	d*	d	h	pattern no.	laminate (L)	M/V1(V)	V2(V)	V3(V)
Reff Profiles Rectangular Radiused Top 24" Deep 	For use with 24"D C-Leg Base	48"	46"	24"	23"	1 1/4"	<b>KHATTRRC4623N</b>	\$828.	\$899.	\$1,031.	\$1,389.
		54"	52"	24"	23"	1 1/4"	<b>KHATTRRC5223N</b>	886.	956.	1,102.	1,484.
		60"	58"	24"	23"	1 1/4"	<b>KHATTRRC5823N</b>	960.	1,027.	1,173.	1,587.
		66"	64"	24"	23"	1 1/4"	<b>KHATTRRC6423N</b>	983.	1,056.	1,217.	1,641.
		72"	70"	24"	23"	1 1/4"	<b>KHATTRRC7023N</b>	1,034.	1,104.	1,274.	1,721.
		78"	76"	24"	23"	1 1/4"	<b>KHATTRRC7623N</b>	1,079.	1,156.	1,338.	1,799.
Reff Profiles Rectangular Radiused Top 30" Deep 	For use with 30"D C-Leg & T-Leg Base	48"	46"	30"	29"	1 1/4"	<b>KHATTRRC4629N</b>	943.	1,009.	1,157.	1,566.
		54"	52"	30"	29"	1 1/4"	<b>KHATTRRC5229N</b>	1,020.	1,094.	1,252.	1,688.
		60"	58"	30"	29"	1 1/4"	<b>KHATTRRC5829N</b>	1,056.	1,130.	1,297.	1,752.
		68"	64"	30"	29"	1 1/4"	<b>KHATTRRC6429N</b>	1,074.	1,155.	1,337.	1,796.
		72"	70"	30"	29"	1 1/4"	<b>KHATTRRC7029N</b>	1,107.	1,185.	1,358.	1,834.
		78"	76"	30"	29"	1 1/4"	<b>KHATTRRC7629N</b>	1,158.	1,238.	1,427.	1,922.
Reff Profiles Rectangular Radiused Top 36" Deep 	For use with 30"D T-Leg Bases	48"	46"	36"	35"	1 1/4"	<b>KHATTRRC4635N</b>	1,097.	1,180.	1,359.	1,826.
		54"	52"	36"	35"	1 1/4"	<b>KHATTRRC5235N</b>	1,199.	1,288.	1,474.	1,979.
		60"	58"	36"	35"	1 1/4"	<b>KHATTRRC6435N</b>	1,259.	1,346.	1,555.	2,097.
		66"	64"	36"	35"	1 1/4"	<b>KHATTRRC5835N</b>	1,216.	1,304.	1,492.	2,017.
		72"	70"	36"	35"	1 1/4"	<b>KHATTRRC7035N</b>	1,304.	1,396.	1,607.	2,168.
		78"	76"	36"	35"	1 1/4"	<b>KHATTRRC7635N</b>	1,387.	1,486.	1,712.	2,312.

\* Nominal Width



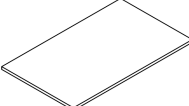
Order Code	Specification Information	Application Notes	Options
<b>Reff Profiles Tops</b>	<b>Reff Profiles Tops</b>	<b>Reff Profiles Tops</b>	<b>Reff Profiles Tops</b>
<i>Example:</i> <b>KHATTRRC5229L, 118, 118</b>	<i>To order, specify:</i>	Worksurfaces are pre-drilled with pilot for use with wood screws.	Top Finish Options:
<b>KHATT</b> k.™ stand top	1. Pattern number	Actual worksurfaces are undersized by 1" on each side edge and 1" on the back side.	Add an (L) for laminate, (V) for veneer suffix to pattern number.
<b>R</b> Reff Profiles Top	2. Grommet Option		Veneer available with synthetic edge only.
<b>RC</b> Rectangular Radiused Top	3. Top Finish		
<b>52</b> Width	4. Edge Finish (laminate and mixed tops only)		
<b>29</b> Depth			
<b>N</b> No Grommet			
<b>L</b> Laminate			
<b>118</b> Bright White Laminate			
<b>118</b> Bright White Edge			

# Dividends Horizon Worksurfaces

## Tops for C-Leg Tables

### 24" and 30" Deep Rectangular

k.™ stand

description	type	w*	w	d*	d	h	pattern no.	Laminate w/ ABS edge	Laminate with woodgrain edge	Techwood w/ Techwood Edge
Dividends Horizon C-Leg Tops, 24" Deep 	For 24"D C-Leg Base	36"	34"	24"	23"	1 1/4"	<b>KHATTDR3423N</b>	\$357.	\$392.	\$747.
		42"	40"	24"	23"	1 1/4"	<b>KHATTDR4023N</b>	409.	449.	784.
		48"	46"	24"	23"	1 1/4"	<b>KHATTDR4623N</b>	456.	503.	823.
		54"	52"	24"	23"	1 1/4"	<b>KHATTDR5223N</b>	496.	546.	868.
		60"	58"	24"	23"	1 1/4"	<b>KHATTDR5823N</b>	539.	588.	908.
		66"	64"	24"	23"	1 1/4"	<b>KHATTDR6423N</b>	578.	634.	947.
		72"	70"	24"	23"	1 1/4"	<b>KHATTDR7023N</b>	604.	666.	990.
		78"	76"	24"	23"	1 1/4"	<b>KHATTDR7623N</b>	650.	710.	1,037.
		84"	82"	24"	23"	1 1/4"	<b>KHATTDR8223N</b>	685.	757.	1,079.
		90"	88"	24"	23"	1 1/4"	<b>KHATTDR8823N</b>	773.	846.	1,127.
		96"	94"	24"	23"	1 1/4"	<b>KHATTDR9423N</b>	842.	930.	1,170.
102"	100"	24"	23"	1 1/4"	<b>KHATTDR10023N</b>	884.	964.	1,236.		
Dividends Horizon C-Leg & T-Leg Tops, 30" Deep 	For 30"D C-Leg & T-Leg Bases	36"	34"	30"	29"	1 1/4"	<b>KHATTDR3429N</b>	445.	490.	799.
		42"	40"	30"	29"	1 1/4"	<b>KHATTDR4029N</b>	484.	530.	853.
		48"	46"	30"	29"	1 1/4"	<b>KHATTDR4629N</b>	539.	588.	905.
		54"	52"	30"	29"	1 1/4"	<b>KHATTDR5229N</b>	610.	668.	945.
		60"	58"	30"	29"	1 1/4"	<b>KHATTDR5829N</b>	670.	739.	987.
		66"	64"	30"	29"	1 1/4"	<b>KHATTDR6429N</b>	745.	820.	1,025.
		72"	70"	30"	29"	1 1/4"	<b>KHATTDR7029N</b>	773.	846.	1,061.
		78"	76"	30"	29"	1 1/4"	<b>KHATTDR7629N</b>	825.	915.	1,112.
		84"	82"	30"	29"	1 1/4"	<b>KHATTDR8229N</b>	878.	964.	1,159.
		90"	88"	30"	29"	1 1/4"	<b>KHATTDR8829N</b>	943.	1,037.	1,208.
		96"	94"	30"	29"	1 1/4"	<b>KHATTDR9429N</b>	1,014.	1,113.	1,256.
102"	100"	30"	29"	1 1/4"	<b>KHATTDR10029N</b>	1,064.	1,169.	1,306.		
Dividends Horizon T-Leg Tops, 36" Deep 	For 30"D T-Leg Base	48"	46"	36"	35"	1 1/4"	<b>KHATTDR4635N</b>	702.	755.	1,074.
		54"	52"	36"	35"	1 1/4"	<b>KHATTDR5235N</b>	775.	836.	1,113.
		60"	58"	36"	35"	1 1/4"	<b>KHATTDR5835N</b>	856.	942.	1,168.
		66"	64"	36"	35"	1 1/4"	<b>KHATTDR6435N</b>	946.	1,044.	1,209.
		72"	70"	36"	35"	1 1/4"	<b>KHATTDR7035N</b>	1,044.	1,152.	1,252.
		78"	76"	36"	35"	1 1/4"	<b>KHATTDR7635N</b>	1,112.	1,180.	1,265.
		84"	82"	36"	35"	1 1/4"	<b>KHATTDR8235N</b>	1,177.	1,212.	1,281.
		90"	88"	36"	35"	1 1/4"	<b>KHATTDR8835N</b>	1,269.	1,303.	1,376.
		96"	94"	36"	35"	1 1/4"	<b>KHATTDR9435N</b>	1,357.	1,400.	1,474.
		102"	100"	36"	35"	1 1/4"	<b>KHATTDR10035N</b>	1,451.	1,484.	1,563.

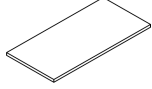
\* Nominal Width

Order Code	Specification Information	Application Notes	Options
<b>Dividends Horizon Tops</b>	<b>Dividends Horizon Tops</b>	<b>Dividends Horizon Tops</b>	<b>Dividends Horizon Tops</b>
<i>Example:</i> <b>KHATTDR5429N, L 118</b>	<i>To order, specify:</i>	Worksurfaces are pre-drilled with pilot for use with wood screws.	Top Finish Options:
<b>KHATT</b> k.™ stand top	1. Pattern number	Actual worksurfaces are undersized by 1" on each side edge and by 1" on the back side.	Add an (L) for laminate to pattern number.
<b>D</b> Dividends Horizon Top	2. Top Finish		
<b>R</b> Rectangular Top	3. Edge Finish (laminate tops only)		
<b>54</b> Width			
<b>29</b> Depth			
<b>N</b> No Grommet			
<b>L</b> Laminate			
<b>118</b> Bright White Laminate			
<b>118</b> Bright White Edge			

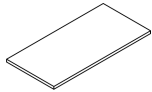
Dividends Horizon Worksurfaces  
*Tops for C-Leg Tables*  
*24" and 30" Deep Rectangular*

k.™ stand

description	type	w*	w	d*	d	h	pattern no.	Laminate w/ ABS edge	Laminate with woodgrain edge	Techwood w/ Techwood Edge
Dividends Tops for Corner Bases, 24" Deep	Primary top for 90° Degree Corner Base. To be used with perpendicular return.	43"	43"	24"	23"	1 1/4"	<b>KHATTDK4323N</b>	\$409.	\$449.	\$784.
		47"	47"	24"	23"	1 1/4"	<b>KHATTDK4723N</b>	456.	503.	823.



Dividends Top for Corner Bases, 30" Deep	Primary top for 90° Degree Corner Base. To be used with perpendicular return.	43"	43"	30"	29"	1 1/4"	<b>KHATTDK4329N</b>	484.	530.	853.
		47"	47"	30"	29"	1 1/4"	<b>KHATTDK4729N</b>	539.	588.	905.



\* Nominal Width

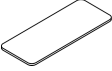

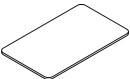
Order Code	Specification Information	Application Notes	Options
<b>Dividends Horizon Tops</b>	<b>Dividends Horizon Tops</b>	<b>Dividends Horizon Tops</b>	<b>Dividends Horizon Tops</b>
<i>Example:</i> <b>KHATDR5429N, L 118</b>	<i>To order, specify:</i>	Worksurfaces are pre-drilled with pilot for use with wood screws.	Top Finish Options:
<b>KHATT</b> k.™ stand top	1. Pattern number	Actual worksurfaces are undersized by 1 " on each side edge and by 1" on the back side.	Add an (L) for laminate to pattern number.
<b>D</b> Dividends Horizon Top	2. Top Finish		
<b>R</b> Rectangular Top	3. Edge Finish (laminate tops only)		
<b>54</b> Width			
<b>29</b> Depth			
<b>N</b> No Grommet			
<b>L</b> Laminate			
<b>118</b> Bright White Laminate			
<b>118</b> Bright White Edge			

# Dividends Horizon Worksurfaces

## Radiused Tops for C-Leg and T-Leg Tables

### 24" , 30" and 36" Deep

k.™ stand

description	type	w*	w	d*	d	h	pattern no.	Laminate w/ ABS edge	Laminate w/ woodgrain edge	Laminate w/ Techwood edge
Dividends Horizon Rectangular Radiused Top 24" Deep 	For use with 24"D C-Leg Base	36"	34"	24"	23"	1 1/4"	<b>KHATTDRC3423N</b>	\$440.	\$483.	\$919.
		42"	40"	24"	23"	1 1/4"	<b>KHATTDRC4023N</b>	507.	553.	964.
		48"	46"	24"	23"	1 1/4"	<b>KHATTDRC4623N</b>	555.	616.	1,004.
		54"	52"	24"	23"	1 1/4"	<b>KHATTDRC5223N</b>	607.	666.	1,058.
		60"	58"	24"	23"	1 1/4"	<b>KHATTDRC5823N</b>	657.	720.	1,111.
		66"	64"	24"	23"	1 1/4"	<b>KHATTDRC6423N</b>	705.	775.	1,159.
		72"	70"	24"	23"	1 1/4"	<b>KHATTDRC7023N</b>	735.	813.	1,208.
		78"	76"	24"	23"	1 1/4"	<b>KHATTDRC7623N</b>	792.	868.	1,265.
		84"	82"	24"	23"	1 1/4"	<b>KHATTDRC8223N</b>	843.	931.	1,328.
		90"	88"	24"	23"	1 1/4"	<b>KHATTDRC8823N</b>	951.	1,040.	1,386.
		96"	94"	24"	23"	1 1/4"	<b>KHATTDRC9423N</b>	1,035.	1,144.	1,439.
102"	100"	24"	23"	1 1/4"	<b>KHATTDRC10023N</b>	1,128.	1,247.	1,497.		
Dividends Horizon Rectangular Radiused Top 30" Deep 	For use with 30"D C-Leg & T-Leg Base	36"	34"	30"	29"	1 1/4"	<b>KHATTDRC3429N</b>	547.	603.	983.
		42"	40"	30"	29"	1 1/4"	<b>KHATTDRC4029N</b>	597.	653.	1,051.
		48"	46"	30"	29"	1 1/4"	<b>KHATTDRC4629N</b>	657.	720.	1,106.
		54"	52"	30"	29"	1 1/4"	<b>KHATTDRC5229N</b>	743.	816.	1,153.
		60"	58"	30"	29"	1 1/4"	<b>KHATTDRC5829N</b>	817.	902.	1,203.
		66"	64"	30"	29"	1 1/4"	<b>KHATTDRC6429N</b>	908.	1,000.	1,250.
		72"	70"	30"	29"	1 1/4"	<b>KHATTDRC7029N</b>	945.	1,035.	1,296.
		78"	76"	30"	29"	1 1/4"	<b>KHATTDRC7629N</b>	1,006.	1,118.	1,358.
		84"	82"	30"	29"	1 1/4"	<b>KHATTDRC8229N</b>	1,079.	1,186.	1,426.
		90"	88"	30"	29"	1 1/4"	<b>KHATTDRC8829N</b>	1,161.	1,276.	1,486.
		96"	94"	30"	29"	1 1/4"	<b>KHATTDRC9429N</b>	1,246.	1,370.	1,544.
102"	100"	30"	29"	1 1/4"	<b>KHATTDRC10029N</b>	1,321.	1,451.	1,606.		
Dividends Horizon Rectangular Radiused Top 36" Deep 	For use with 30"D T-Leg Base	48"	46"	36"	35"	1 1/4"	<b>KHATTDRC4635N</b>	858.	921.	1,311.
		54"	52"	36"	35"	1 1/4"	<b>KHATTDRC5235N</b>	948.	1,021.	1,360.
		60"	58"	36"	35"	1 1/4"	<b>KHATTDRC5835N</b>	1,045.	1,151.	1,427.
		66"	64"	36"	35"	1 1/4"	<b>KHATTDRC6435N</b>	1,154.	1,274.	1,476.
		72"	70"	36"	35"	1 1/4"	<b>KHATTDRC7035N</b>	1,274.	1,404.	1,530.
		78"	76"	36"	35"	1 1/4"	<b>KHATTDRC7635N</b>	1,358.	1,442.	1,543.
		84"	82"	36"	35"	1 1/4"	<b>KHATTDRC8235N</b>	1,448.	1,491.	1,576.
		90"	88"	36"	35"	1 1/4"	<b>KHATTDRC8835N</b>	1,560.	1,603.	1,692.
		96"	94"	36"	35"	1 1/4"	<b>KHATTDRC9435N</b>	1,669.	1,722.	1,813.
		102"	100"	36"	35"	1 1/4"	<b>KHATTDRC10035N</b>	1,769.	1,825.	1,922.

\* Nominal Width

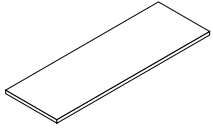
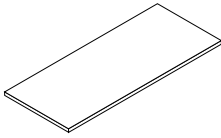
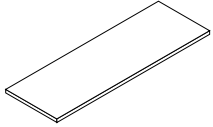
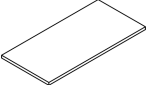
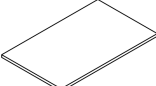
Order Code	Specification Information	Application Notes	Options
<b>Dividends Horizon Tops</b>	<b>Dividends Horizon Tops</b>	<b>Dividends Horizon Tops</b>	<b>Reff Profiles Tops</b>
<i>Example:</i> <b>KHATTRRC5229NL, 118</b>	<i>To order, specify:</i>	Worksurfaces are pre-drilled with pilot for use with wood screws.	Top Finish Options:
<b>KHATT</b> k.™ stand top	1. Pattern number	Actual worksurfaces are undersized by 1" on each side edge and 1" on the back side.	Add an (L) for laminate, (V) for veneer suffix to pattern number.
<b>D</b> Dividends Horizon Top	2. Grommet Option		
<b>RC</b> Rectangular Radiused Top	3. Top Finish		Veneer available with synthetic edge only.
<b>40</b> Width			
<b>29</b> Depth			
<b>N</b> No Grommet			
<b>L</b> Laminate			
<b>118</b> Bright White Laminate			

# Postform Worksurfaces

## Tops for C-Leg Tables

### 24", 30" and 36" Deep Rectangular

k.™ stand

description	type	w*	w	d*	d	h	pattern no.	L	V1	V2
	For use with 24"D C-Leg Base	48"	46"	24"	23"	1 1/4"	<b>KHATTMR4623( )</b>	\$658.	\$1,085.	\$1,701.
	For use with 30"D T-Leg Base	54"	52"	24"	23"	1 1/4"	<b>KHATTMR5223( )</b>	722.	1,218.	1,862.
	For use with 24"D C-Leg Base	60"	58"	24"	23"	1 1/4"	<b>KHATTMR5823( )</b>	780.	1,277.	1,956.
	For use with 24"D C-Leg Base	66"	64"	24"	23"	1 1/4"	<b>KHATTMR6423( )</b>	843.	1,410.	2,164.
	For use with 24"D C-Leg Base	72"	70"	24"	23"	1 1/4"	<b>KHATTMR7023( )</b>	902.	1,505.	2,370.
	For use with 24"D C-Leg Base	78"	76"	24"	23"	1 1/4"	<b>KHATTMR7623( )</b>	962.	1,552.	2,471.
	For use with 30"D C-Leg & T-Leg Bases	48"	46"	30"	29"	1 1/4"	<b>KHATTMR4629( )</b>	751.	1,213.	1,857.
	For use with 30"D C-Leg & T-Leg Bases	54"	52"	30"	29"	1 1/4"	<b>KHATTMR5229( )</b>	808.	1,346.	2,025.
	For use with 30"D C-Leg & T-Leg Bases	60"	58"	30"	29"	1 1/4"	<b>KHATTMR5829( )</b>	869.	1,440.	2,193.
	For use with 30"D C-Leg & T-Leg Bases	66"	64"	30"	29"	1 1/4"	<b>KHATTMR6429( )</b>	929.	1,531.	2,393.
	For use with 30"D C-Leg & T-Leg Bases	72"	70"	30"	29"	1 1/4"	<b>KHATTMR7029( )</b>	1,018.	1,655.	2,559.
	For use with 30"D C-Leg & T-Leg Bases	78"	76"	30"	29"	1 1/4"	<b>KHATTMR7629( )</b>	1,082.	1,743.	2,692.
	For use with 24"D C-Leg Base	48"	46"	36"	35"	1 1/4"	<b>KHATTMR4635( )</b>	830.	1,324.	1,984.
	For use with 24"D C-Leg Base	52"	54"	36"	35"	1 1/4"	<b>KHATTMR5235( )</b>	880.	1,458.	2,159.
	For use with 24"D C-Leg Base	58"	60"	36"	35"	1 1/4"	<b>KHATTMR5835( )</b>	950.	1,583.	2,398.
	For use with 24"D C-Leg Base	64"	66"	36"	35"	1 1/4"	<b>KHATTMR6435( )</b>	993.	1,626.	2,585.
	For use with 24"D C-Leg Base	70"	72"	36"	35"	1 1/4"	<b>KHATTMR7035( )</b>	1,182.	1,784.	2,704.
	Primary top for 90° Degree Corner Base. To be used with perpendicular return.	47"	47"	30"	29"	1 1/4"	<b>KHATTMR4723( )</b>	658.	1,085.	1,701.
	Primary top for 90° Degree Corner Base. To be used with perpendicular return.	47"	47"	30"	29"	1 1/4"	<b>KHATTMR4729( )</b>	751.	1,213.	1,857.

\* Nominal Width

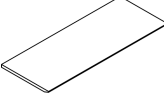
Order Code	Specification Information	Application Notes	Options
<b>Postform Tops</b>	<b>Postform Tops</b>	<b>Postform Tops</b>	<b>Postform Tops</b>
<i>Example:</i> <b>KHATTMR5229L, 118</b>	<i>To order, specify:</i>	Worksurfaces are pre-drilled with pilot for use with wood screws.	Top Finish Options:
<b>KHATT</b> k.™ stand top	1. Pattern number	Actual worksurfaces are undersized by 1" on each side edge and by 1" on the back side.	Add an (L) for laminate,
<b>M</b> Postform Top	2. Top Finish		(V) for veneer suffix to pattern number.
<b>R</b> Rectangular Top			
<b>52</b> Width			
<b>29</b> Depth			
<b>L</b> Laminate			
<b>118</b> Bright White Laminate			

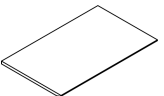
# AutoStrada Worksurfaces

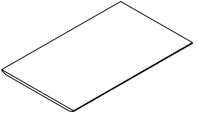
## Tops for C-Leg Tables

### 30" Deep Rectangular

k.™ stand

description	type	w*	w	d*	d	h	pattern no.	laminat (L)	Mix	V1(V)	V2(V)	V3(V)
AutoStrada C-Leg Tops, 24" Deep 	For use with 24"D C-Leg	36"	34"	24"	23"	1 1/4"	<b>KHATTAR3423( )N</b>	714.	963.	1,056.	1,114.	1,451.
		42"	40"	24"	23"	1 1/4"	<b>KHATTAR4023( )N</b>	740.	1,088.	1,088.	1,149.	1,497.
		48"	46"	24"	23"	1 1/4"	<b>KHATTAR4623( )N</b>	817.	1,065.	1,165.	1,232.	1,603.
		54"	52"	24"	23"	1 1/4"	<b>KHATTAR5223( )N</b>	826.	1,136.	1,247.	1,319.	1,716.
		60"	58"	24"	23"	1 1/4"	<b>KHATTAR5823( )N</b>	867.	1,215.	1,333.	1,410.	1,831.
		66"	64"	24"	23"	1 1/4"	<b>KHATTAR6423( )N</b>	938.	1,262.	1,384.	1,454.	1,895.
		72"	70"	24"	23"	1 1/4"	<b>KHATTAR7023( )N</b>	965.	1,313.	1,441.	1,525.	1,986.
		78"	76"	24"	23"	1 1/4"	<b>KHATTAR7623( )N</b>	994.	1,373.	1,507.	1,603.	2,081.
		84"	82"	24"	23"	1 1/4"	<b>KHATTAR8223( )N</b>	1,037.	1,435.	1,571.	1,658.	2,160.
		90"	88"	24"	23"	1 1/4"	<b>KHATTAR8823( )N</b>	1,107.	1,492.	1,638.	1,740.	2,260.
		96"	94"	24"	23"	1 1/4"	<b>KHATTAR9423( )N</b>	1,132.	1,551.	1,702.	1,810.	2,348.
102"	100"	24"	23"	1 1/4"	<b>KHATTAR10023( )N</b>	1,174.	1,613.	1,770.	1,882.	2,442.		

AutoStrada C-Leg Tops, 30" Deep 	For use with 30"D C-Leg	36"	34"	30"	29"	1 1/4"	<b>KHATTAR3429( )N</b>	719.	1,084.	1,189.	1,249.	1,627.
		42"	40"	30"	29"	1 1/4"	<b>KHATTAR4029( )N</b>	756.	1,117.	1,226.	1,299.	1,690.
		48"	46"	30"	29"	1 1/4"	<b>KHATTAR4629( )N</b>	837.	1,197.	1,312.	1,394.	1,815.
		54"	52"	30"	29"	1 1/4"	<b>KHATTAR5229( )N</b>	861.	1,295.	1,420.	1,504.	1,954.
		60"	58"	30"	29"	1 1/4"	<b>KHATTAR5829( )N</b>	914.	1,343.	1,472.	1,557.	2,023.
		66"	64"	30"	29"	1 1/4"	<b>KHATTAR6429( )N</b>	984.	1,371.	1,506.	1,593.	2,072.
		72"	70"	30"	29"	1 1/4"	<b>KHATTAR7029( )N</b>	1,015.	1,408.	1,546.	1,636.	2,125.
		78"	76"	30"	29"	1 1/4"	<b>KHATTAR7629( )N</b>	1,051.	1,471.	1,615.	1,714.	2,224.
		84"	82"	30"	29"	1 1/4"	<b>KHATTAR8229( )N</b>	1,092.	1,530.	1,680.	1,781.	2,320.
		90"	88"	30"	29"	1 1/4"	<b>KHATTAR8829( )N</b>	1,188.	1,598.	1,754.	1,867.	2,422.
		96"	94"	30"	29"	1 1/4"	<b>KHATTAR9429( )N</b>	1,190.	1,658.	1,818.	1,932.	2,505.
102"	100"	30"	29"	1 1/4"	<b>KHATTAR10029( )N</b>	1,226.	1,724.	1,873.	1,990.	2,580.		

AutoStrada C-Leg & T-Leg Tops, 36" Deep 	For use with 30"D Base	48"	46"	36"	35"	1 1/4"	<b>KHATTAR4635( )N</b>	904.	1,352.	1,481.	1,575.	2,049.
		54"	52"	36"	35"	1 1/4"	<b>KHATTAR5235( )N</b>	934.	1,486.	1,628.	1,709.	2,222.
		60"	58"	36"	35"	1 1/4"	<b>KHATTAR5835( )N</b>	941.	1,491.	1,636.	1,719.	2,234.
		66"	64"	36"	35"	1 1/4"	<b>KHATTAR6435( )N</b>	1,045.	1,498.	1,643.	1,747.	2,268.
		72"	70"	36"	35"	1 1/4"	<b>KHATTAR7035( )N</b>	1,079.	1,540.	1,691.	1,788.	2,328.
		78"	76"	36"	35"	1 1/4"	<b>KHATTAR7635( )N</b>	1,132.	1,574.	1,724.	1,834.	2,387.
		84"	82"	36"	35"	1 1/4"	<b>KHATTAR8235( )N</b>	1,173.	1,638.	1,793.	1,909.	2,486.
		90"	88"	36"	35"	1 1/4"	<b>KHATTAR8835( )N</b>	1,268.	1,716.	1,884.	1,998.	2,598.
		96"	94"	36"	35"	1 1/4"	<b>KHATTAR9435( )N</b>	1,303.	1,772.	1,944.	2,060.	2,673.
		102"	100"	36"	35"	1 1/4"	<b>KHATTAR10035( )N</b>	1,342.	1,825.	2,002.	2,122.	2,753.

\* Nominal Width

Order Code	Specification Information	Application Notes	Options
<b>AutoStrada Tops</b>	<b>AutoStrada Tops</b>	<b>AutoStrada Tops</b>	<b>AutoStrada Tops</b>
<i>Example:</i> <b>KHATTAR5229( )N, 118</b>	<i>To order, specify:</i>	Worksurfaces are pre-drilled with pilot for use with wood screws.	Top Finish Options: Add an (L) for laminate, (V) for veneer suffix or (M) for mixed suffix to pattern number.
<b>KHATT</b>	1. Pattern number		
<b>AR</b>	2. Top Finish	Actual worksurfaces are undersized by 1" on each side edge and by 1" on the back side.	
<b>R</b>	3. Edge Finish (laminat and mixed tops only)		
<b>52</b>			
<b>29</b>			
<b>L</b>			
<b>N</b>			
<b>118</b>			
<b>118</b>			

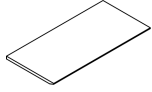
# AutoStrada Worksurfaces

## Tops for C-Leg Tables

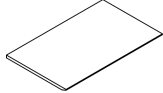
### 30" Deep Rectangular

k.™ stand

description	type	w*	w	d*	d	h	pattern no.	laminate (L)	Mix	V1(V)	V2(V)	V3(V)
AutoStrada Top for Corner Base 24" Deep	Primary top for 90° Degree Corner Base. To be used with perpendicular return.	43"	43"	24"	23"	1 1/4"	<b>KHATTAK4323( )N</b>	\$740.	\$1,088.	\$1,088.	\$1,149.	\$1,497.
		47"	47"	24"	23"	1 1/4"	<b>KHATTAK4723( )N</b>	817.	1,065.	1,165.	1,232.	1,603.







AutoStrada Top for Corner Bases 30" Deep	Primary top for 90° Degree Corner Base. To be used with perpendicular return.	43"	43"	30"	29"	1 1/4"	<b>KHATTAK4329( )N</b>	756.	1,226.	1,226.	1,299.	1,690.
		47"	47"	30"	29"	1 1/4"	<b>KHATTAK4729( )N</b>	837.	1,197.	1,312.	1,394.	1,815.



\* Nominal Width

Order Code	Specification Information	Application Notes	Options
<b>AutoStrada Tops</b>	<b>AutoStrada Tops</b>	<b>AutoStrada Tops</b>	<b>AutoStrada Tops</b>
<i>Example:</i> <b>KHATTAR5229( )N, 118</b>	<i>To order, specify:</i>	Worksurfaces are pre-drilled with pilot for use with wood screws.	Top Finish Options:
<b>KHATT</b> k.™ stand top	1. Pattern number	Actual worksurfaces are undersized by 1" on each side edge and by 1" on the back side.	Add an (L) for laminate, (V) for veneer suffix or (M) for mixed suffix to pattern number.
<b>AR</b> AutoStrada Top	2. Top Finish		
<b>R</b> Rectangular Top	3. Edge Finish (laminate and mixed tops only)		
<b>52</b> Width			
<b>29</b> Depth			
<b>L</b> Laminate			
<b>N</b> No Grommet			
<b>118</b> Bright White Laminate			
<b>118</b> Bright White Edge			

description	type	w	d	h	pattern no.	list
 Digital Switch	For k.stand Standard and Extended Electric, Generation 3	4 1/2"		1 1/4"	<b>KHATA3DS</b>	\$325.
 Toggle, Red	For k.stand Standard and Extended Electric	2 1/2"	4 3/4"	3/4"	<b>KHATA3TR</b>	310.
k.stand Lower Stud Glide, Kit of 4	Low profile glide to reduce the height of k.stand by .2"				<b>KHATA2LG</b>	27.
 k.stand Casters, Kit of 4	2 locking, 2 non-locking	2"	1 1/2"	1 1/2"	<b>KHATA2CAS2</b>	137.
 k.stand Casters, Kit of 5	3 locking, 2 non-locking	2"	1 1/4"	1 1/2"	<b>KHATA2CAS3</b>	178.

**Order Code**

**Digital Switch**

Example: **KHATA3DS**

**KHAT** k.™ stand

**A** Accessory

**3** 3rd Generation

**DS** Digital Switch

**Specification Information**

1. Digital Switch ships with cord.
2. Casters cannot be used on 24"D k.stand nor on k.stand with desk mounted privacy screens or modesty panels. Casters raise the overall height of the k.stand table 1 1/2".
3. Specify Black or White finish for Power Module.

**Notes:**

*Z-Manager for k.stand Standard Electric and Extended Electric bases are installed from the underside of the worksurface to the underside of the foot on either side of the leg. k.stand foot is pre-drilled to accept the Z-Manager.*

**Power Module** delivers up to 65W from the two USB ports and it offers 800 joules of surge protection.

When only one port is used:  
 USB A Single output: DC5V 2.4A MAX.  
 USB C Single output: DC5V/3A, 9V/3A, 20V/3.25A - PD65W Max.

Two ports when used together: USB A output: DC 5V 2.4A MAX USB C output: DC 5V/3A, 9V/3A, 20V/2.25A - PD45W Max.

**Felt J Cable Sleeve**

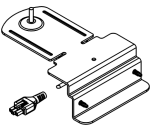
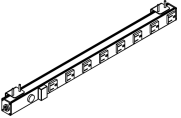
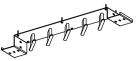
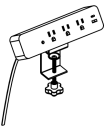
Available in Black (B) and Grey/Black (GB)

Plastic mounting pieces are always black.

Length of Felt J Cable Sleeve accommodate both standard and Extended electric ranges.

It is installed from the underside of the worksurface using a 14.5" long linear (always black) that surface mounts with double-sided tape to the base of leg.



description	type	w	d	h	pattern no.	list
 <p>Worksurface Collision sensor</p>	For use with k. stand Standard Electric and Extended Electric Bases	4"	6 1/4"	1 1/2"	<b>KHATAWCS</b>	\$260.
 <p>Power Strip</p>	For use on Tone and k. stand Height Adjustable Tables	24 3/4"	2"	2"	<b>TBPS24</b>	533.
 <p>Cleat Plate</p>	For use on Tone and k. stand Height Adjustable Tables	25"	3 3/4"	2 1/4"	<b>TBCP</b>	172.
 <p>Power Module</p>	Clamp-Mount Power Module with 9' cord, 3 power outlets, 1 USB-A, 1 USB-C	8.5"	1.7"	2.2"	<b>KHATA2CPM108( )</b>	284.

**Order Code**

**Digital Switch**

Example: **KHATA3DS**

**KHAT** k.™ stand

**A** Accessory

**3** 3rd Generation

**DS** Digital Switch

**Specification Information**

1. Digital Switch ships with cord.
2. Casters cannot be used on 24"D k. stand nor on k. stand with desk mounted privacy screens or modesty panels. Casters raise the overall height of the k. stand table 1 1/2".
3. Specify Black or White finish for Power Module.

**Notes:**

*Z-Manager for k. stand Standard Electric and Extended Electric bases are installed from the underside of the worksurface to the underside of the foot on either side of the leg. k. stand foot is pre-drilled to accept the Z-Manager.*

**Power Module** delivers up to 65W from the two USB ports and it offers 800 joules of surge protection.

When only one port is used:  
 USB A Single output: DC5V 2.4A MAX.  
 USB C Single output: DC5V/3A, 9V/3A, 20V/3.25A - PD65W Max.

Two ports when used together: USB A output: DC 5V 2.4A MAX USB C output: DC 5V/3A, 9V/3A, 20V/2.25A - PD45W Max.




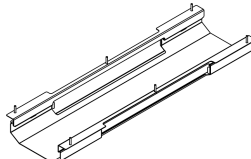
**Felt J Cable Sleeve**

Available in Black (B) and Grey/Black (GB)

Plastic mounting pieces are always black.

Length of Felt J Cable Sleeve accommodate both standard and Extended electric ranges.

It is installed from the underside of the worksurface using a 14.5" long linear (always black) that surface mounts with double-sided tape to the base of leg.

description	type	w	d	h	pattern no.	list
Vertical Wire Manager 	For use on Tone and k.stand Standard Electric	1"	3/4"	16 1/2"	<b>TBVWMES</b>	\$43.
	For use with Tone and k.stand Extended Electric	1"	3/4"	20"	<b>TBVWMEX</b>	43.
k.stand Z-Manger 	For use on k.stand Standard Electric Bases				<b>KHATA2ZES</b>	305.
	For use on k.stand Extended Electric Bases				<b>KHATA2ZEX</b>	313.
k.stand Felt J Cable Sleeve 	For use on k.stand Standard and Extended Electric Bases				<b>KHATA2FSR</b>	206.
Tone Hinged Wire cover 	For use on Tone & k.stand Height Adjustable Tables	28"	7 1/2"	2"	<b>TBHCPC</b>	181.

**Order Code**

**Digital Switch**

Example: **KHATA3DS**

**KHAT** k.™ stand

**A** Accessory

**3** 3rd Generation

**DS** Digital Switch

**Specification Information**

- Digital Switch ships with cord.
- Casters cannot be used on 24"D k.stand nor on k.stand with desk mounted privacy screens or modesty panels. Casters raise the overall height of the k.stand table 1 1/2".
- Specify Black or White finish for Power Module.

**Notes:**

*Z-Manager for k.stand Standard Electric and Extended Electric bases are installed from the underside of the worksurface to the underside of the foot on either side of the leg. k.stand foot is pre-drilled to accept the Z-Manager.*

**Power Module** delivers up to 65W from the two USB ports and it offers 800 joules of surge protection.

When only one port is used:  
 USB A Single output: DC5V 2.4A MAX.  
 USB C Single output: DC5V/3A, 9V/3A, 20V/3.25A - PD65W Max.

Two ports when used together: USB A output: DC 5V 2.4A MAX USB C output: DC 5V/3A, 9V/3A, 20V/2.25A - PD45W Max.



**Felt J Cable Sleeve**

Available in Black (B) and Grey/Black (GB)

Plastic mounting pieces are always black.

Length of Felt J Cable Sleeve accommodate both standard and Extended electric ranges.

It is installed from the underside of the worksurface using a 14.5" long linear (always black) that surface mounts with double-sided tape to the base of leg.

description	type	w	d	h	pattern no.	list
Flat Brackets (Single Pack) 	For 24"D Worksurface	3 3/4"	14 5/8"		<b>DB1F24SP</b>	\$45.
	For 30"D Worksurface	3 3/4"	20 15/16"		<b>DB1F30SP</b>	50.
Flat Brackets (Pack of 10) 	For 24"D Worksurface	3 3/4"	14 5/8"		<b>DB1F24TP</b>	350.
	For 30"D Worksurface	3 3/4"	20 15/16"		<b>DB1F30TP</b>	402.

**Order Code**

**Digital Switch**

Example: **KHATA3DS**

**KHAT** k.™ stand

**A** Accessory

**3** 3rd Generation

**DS** Digital Switch

**Specification Information**

1. Digital Switch ships with cord.
2. Casters cannot be used on 24"D k. stand nor on k. stand with desk mounted privacy screens or modesty panels. Casters raise the overall height of the k. stand table 1 1/2".
3. Specify Black or White finish for Power Module.

**Notes:**

*Z-Manager for k. stand Standard Electric and Extended Electric bases are installed from the underside of the worksurface to the underside of the foot on either side of the leg. k. stand foot is pre-drilled to accept the Z-Manager.*

**Power Module** delivers up to 65W from the two USB ports and it offers 800 joules of surge protection.

When only one port is used:  
 USB A Single output: DC5V 2.4A MAX.  
 USB C Single output: DC5V/3A, 9V/3A, 20V/3.25A - PD65W Max.

Two ports when used together: USB A output: DC 5V 2.4A MAX USB C output: DC 5V/3A, 9V/3A, 20V/2.25A - PD45W Max.

**Felt J Cable Sleeve**

Available in Black (B) and Grey/Black (GB)

Plastic mounting pieces are always black.

Length of Felt J Cable Sleeve accommodate both standard and Extended electric ranges.

It is installed from the underside of the worksurface using a 14.5" long linear (always black) that surface mounts with double-sided tape to the base of leg.

<i>pattern no.</i>	<i>page</i>	<i>pattern no.</i>	<i>page</i>	<i>pattern no.</i>	<i>page</i>	<i>pattern no.</i>	<i>page</i>
DB1F24SP	26	KHATTAR10029	21	KHATTDRC7635N	17	KHATTMR7623	20
DB1F24TP	26	KHATTAR10035	21	KHATTDRC8223N	17	KHATTMR7629	20
DB1F30SP	26	KHATTAR3423	21	KHATTDRC8229N	17	KHATTRR4623N	14
DB1F30TP	26	KHATTAR3429	21	KHATTDRC8235N	17	KHATTRR4629N	14
KHATA2CAS2	23	KHATTAR4023	21	KHATTDRC8823N	17	KHATTRR4635N	14
KHATA2CAS3	23	KHATTAR4029	21	KHATTDRC8829N	17	KHATTRR4723N	15
KHATA2CPM108	24	KHATTAR4623	21	KHATTDRC8835N	17	KHATTRR4729N	15
KHATA2FSR	25	KHATTAR4629	21	KHATTDRC9423N	17	KHATTRR5223N	14
KHATA2LC	23	KHATTAR4635	21	KHATTDRC9429N	17	KHATTRR5229N	14
KHATA2ZES	25	KHATTAR5223	21	KHATTDRC9435N	17	KHATTRR5235N	14
KHATA2ZEX	25	KHATTAR5229	21	KHATTDRC10023N	19	KHATTRR5823N	14
KHATA3DS	23	KHATTAR5235	21	KHATTDRC10029N	19	KHATTRR5829N	14
KHATA3TR	23	KHATTAR5823	21	KHATTDRC10035N	19	KHATTRR5835N	14
KHATAWCS	24	KHATTAR5829	21	KHATTDRC3423N	19	KHATTRR6423N	14
KHATB3CEL24G	5	KHATTAR5835	21	KHATTDRC3429N	19	KHATTRR6429N	14
KHATB3CEL30G	5	KHATTAR6423	21	KHATTDRC4023N	19	KHATTRR6435N	14
KHATB3CEM24G	5	KHATTAR6429	21	KHATTDRC4029N	19	KHATTRR7023N	14
KHATB3CEM30G	5	KHATTAR6435	21	KHATTDRC4623N	19	KHATTRR7029N	14
KHATB3CES24G	5	KHATTAR7023	21	KHATTDRC4629N	19	KHATTRR7035N	14
KHATB3CES30G	5	KHATTAR7029	21	KHATTDRC4635N	19	KHATTRR7623N	14
KHATB3CEXL24G	8	KHATTAR7035	21	KHATTDRC5223N	19	KHATTRR7629N	14
KHATB3CEXL30G	8	KHATTAR7623	21	KHATTDRC5229N	19	KHATTRR7635N	14
KHATB3CEXM24G	8	KHATTAR7629	21	KHATTDRC5235N	19	KHATTRRC4623N	16
KHATB3CEXM30G	8	KHATTAR7635	21	KHATTDRC5823N	19	KHATTRRC4629N	16
KHATB3CEXS24G	8	KHATTAR8223	21	KHATTDRC5829N	19	KHATTRRC4635N	16
KHATB3CEXS30G	8	KHATTAR8229	21	KHATTDRC5835N	19	KHATTRRC5223N	16
KHATB3KEL24G	7	KHATTAR8235	21	KHATTDRC6423N	19	KHATTRRC5229N	16
KHATB3KELM24G	7	KHATTAR8823	21	KHATTDRC6429N	19	KHATTRRC5235N	16
KHATB3KELS21G	7	KHATTAR8829	21	KHATTDRC6435N	19	KHATTRRC5823N	16
KHATB3KEM24G	7	KHATTAR8835	21	KHATTDRC7023N	19	KHATTRRC5829N	16
KHATB3KEML24G	7	KHATTAR9423	21	KHATTDRC7029N	19	KHATTRRC5835N	16
KHATB3KEMS21G	7	KHATTAR9429	21	KHATTDRC7035N	19	KHATTRRC6423N	16
KHATB3KES21G	7	KHATTAR9435	21	KHATTDRC7623N	19	KHATTRRC6429N	16
KHATB3KESL21G	7	KHATTDK4323N	18	KHATTDRC7629N	19	KHATTRRC6435N	16
KHATB3KESM21G	7	KHATTDK4329N	18	KHATTDRC7635N	19	KHATTRRC7023N	16
KHATB3KEXL24G	9	KHATTDK4723N	18	KHATTDRC8223N	19	KHATTRRC7029N	16
KHATB3KEXLM24G	9	KHATTDK4729N	18	KHATTDRC8229N	19	KHATTRRC7035N	16
KHATB3KEXLS21G	9	KHATTDRC10023N	17	KHATTDRC8235N	19	KHATTRRC7623N	16
KHATB3KEXM24G	9	KHATTDRC10029N	17	KHATTDRC8823N	19	KHATTRRC7629N	16
KHATB3KEXML24G	9	KHATTDRC10035N	17	KHATTDRC8829N	19	KHATTRRC7635N	16
KHATB3KEXMS21G	9	KHATTDRC3423N	17	KHATTDRC8835N	19	KHATTYK4224	13
KHATB3KEXS21G	9	KHATTDRC3429N	17	KHATTDRC9423N	19	KHATTYK4230	13
KHATB3KEXSL21G	9	KHATTDRC4023N	17	KHATTDRC9429N	19	KHATTYK4724	13
KHATB3KEXSM21G	9	KHATTDRC4029N	17	KHATTDRC9435N	19	KHATTYK4730	13
KHATB3TEL30G	6	KHATTDRC4623N	17	KHATTMR4623	20	KHATTYR3324	11
KHATB3TEM30G	6	KHATTDRC4629N	17	KHATTMR4629	20	KHATTYR3330	11
KHATB3TES30G	6	KHATTDRC4635N	17	KHATTMR4635	20	KHATTYR3924	11
KHATB3TEXL30G	8	KHATTDRC5223N	17	KHATTMR4723	20	KHATTYR3930	11
KHATB3TEXM30G	8	KHATTDRC5229N	17	KHATTMR4729	20	KHATTYR4524	11
KHATB3TEXS30G	8	KHATTDRC5235N	17	KHATTMR5223	20	KHATTYR4530	11
KHATB3VEL24G	7	KHATTDRC5823N	17	KHATTMR5229	20	KHATTYR4536	11
KHATB3VEM24G	7	KHATTDRC5829N	17	KHATTMR5235	20	KHATTYR5124	11
KHATB3VES21G	7	KHATTDRC5835N	17	KHATTMR5823	20	KHATTYR5130	11
KHATB3VEXL24G	10	KHATTDRC6423N	17	KHATTMR5829	20	KHATTYR5136	11
KHATB3VEXM24G	10	KHATTDRC6429N	17	KHATTMR5835	20	KHATTYR5724	11
KHATB3VEXS21G	10	KHATTDRC6435N	17	KHATTMR6423	20	KHATTYR5730	11
KHATTAK4323	22	KHATTDRC7023N	17	KHATTMR6429	20	KHATTYR5736	11
KHATTAK4329	22	KHATTDRC7029N	17	KHATTMR6435	20	KHATTYR6324	11
KHATTAK4723	22	KHATTDRC7035N	17	KHATTMR7023	20	KHATTYR6330	11
KHATTAK4729	22	KHATTDRC7623N	17	KHATTMR7029	20	KHATTYR6336	11
KHATTAR10023	21	KHATTDRC7629N	17	KHATTMR7035	20	KHATTYR6924	11

<i>pattern no.</i>	<i>page</i>
KHATTYR6930	11
KHATTYR6936	11
KHATTYR7524	11
KHATTYR7530	11
KHATTYR7536	11
KHATTYR8124	11
KHATTYR8130	11
KHATTYR8136	11
KHATTYR8724	11
KHATTYR8730	11
KHATTYR8736	11
KHATTYR9324	11
KHATTYR9330	11
KHATTYR9336	11
KHATTYR9924	11
KHATTYR9930	11
KHATTYR9936	11
KHATTYRC3324	12
KHATTYRC3330	12
KHATTYRC3924	12
KHATTYRC3930	12
KHATTYRC4524	12
KHATTYRC4530	12
KHATTYRC4536	12
KHATTYRC5124	12
KHATTYRC5130	12
KHATTYRC5136	12
KHATTYRC5724	12
KHATTYRC5730	12
KHATTYRC5736	12
KHATTYRC6324	12
KHATTYRC6330	12
KHATTYRC6336	12
KHATTYRC6924	12
KHATTYRC6930	12
KHATTYRC6936	12
KHATTYRC7524	12
KHATTYRC7530	12
KHATTYRC7536	12
KHATTYRC8124	12
KHATTYRC8130	12
KHATTYRC8136	12
KHATTYRC8724	12
KHATTYRC8730	12
KHATTYRC8736	12
KHATTYRC9324	12
KHATTYRC9330	12
KHATTYRC9336	12
KHATTYRC9924	12
KHATTYRC9930	12
KHATTYRC9936	12
KHATTYV4124	13
KHATTYV4130	13
KHATTYV4724	13
KHATTYV4730	13
KHATTYV5324	13
KHATTYV5330	13
KHATTYV5924	13
KHATTYV5930	13
TBCP	24
TBHCPC	25
TBPS24	24
TBVWMES	25
TBVWMEX	25

# Selling Policy

This Selling Policy supersedes all previous selling policies and is inclusive of Knoll, KnollStudio and Muuto. Prices, discounts and product offerings are subject to change without notice.

<b>Terms &amp; Conditions of Sales</b>	Sales by Knoll, Inc. or Knoll North America Corp. ("Seller") of Knoll Product Lines (hereinafter "Products") within the United States and Canada are made only on the terms which are contained in this Selling Policy. Seller hereby gives notice of its objection to any different or additional terms and conditions. This sale is expressly conditional upon Purchaser's assent to the terms and conditions set forth below. Additional terms and conditions may apply to KnollStudio and KnollTextiles orders. These terms and conditions may be modified or supplemented only by a written document signed by an authorized representative of Seller. These terms and conditions supersede any prior and/or contemporaneous agreements or correspondence between Purchaser and Seller. Written quotations expire thirty (30) days from the date of issuance and can be withdrawn by written notice anytime during that period. Where Purchaser and Seller have entered into the Knoll Electronic Terms and Conditions, all orders, acknowledgements, invoices and other business communications placed or transmitted in accordance with the Knoll Electronic Terms and Conditions shall be deemed to be in writing and signed and shall be valid for all purposes as if they were originated and maintained in documentary form.
<b>Ordering Information</b>	All orders must be in writing. The product pattern number(s) contained on Seller's order acknowledgement shall be the final expression of the order.
<b>Order Confirmation</b>	A purchase order is not binding on Seller until Purchaser has received Seller's order confirmation or acknowledgment.
<b>Pricing Policies</b>	List prices are subject to change without notice. List prices shall be those prices in effect on the date of receipt of a complete purchase order unless shipment is requested more than ninety (90) days after order entry in which case prices in effect on the date of shipment apply. List prices include specified freight costs. Unless specified in writing by Seller, no other charges are included in Seller's list prices.
<b>Taxes</b>	All sales, use, excise and other taxes applicable to the sale of the Products shall be paid by Purchaser. If Purchaser claims an exemption from any tax, Purchaser shall submit to Seller the appropriate exemption certificates.
<b>Terms of Payment</b>	Payment for one hundred percent (100%) of the net order amount (including any applicable shipping and handling fee) is due within thirty (30) days of the date of invoice, which is generally issued upon shipment. In case of any discrepancies, such as shortages, and Seller is notified in writing within ten (10) days of receipt of Product, only that portion may be deducted and the balance paid. For orders greater than \$100,000 net, a fifty percent (50%) deposit is due at the time of order placement, with the remainder due within thirty (30) days of the date of invoice. KnollStudio orders less than \$2,000 require payment for one hundred percent (100%) of the net order amount (including any applicable sales tax and charges for inside delivery, special packaging, etc.), due at time of order placement. For KnollStudio orders greater than \$2,000, a one-half (50%) deposit is due at time of order placement with the remainder (including any applicable sales tax and charges for inside delivery, special packaging, etc.) due prior to shipment. If, in the judgment of Seller, Purchaser's financial condition does not justify the terms of the payment, Seller may require full or partial payment in advance. Past due accounts shall be charged one and one-half percent (1.5%) per month, or the highest rate permitted by law, whichever is less, and will be added to the outstanding balance. In the event Purchaser defaults on payment, Purchaser shall be liable for all collection costs, including reasonable attorney's fees and costs.
<b>Changes and Cancellation</b>	Standard purchase orders may not be changed or cancelled, in whole or in part, without prior written consent of Seller. Changes may effect delivery dates. Expenses incurred because of changes shall be charged to Purchaser. In the event of cancellations, Purchaser will be liable for reasonable cancellation charges established by Seller. Orders for special Product, orders including "COM" (hereinafter defined) material and orders pursuant to expedited delivery programs, may not be canceled. QuickShip orders may not be changed or canceled without Knoll's authorization. In the event of Muuto order changes, 25% payment of original net order amount is required for changes incurring the week the order was entered. 100% payment of original net order amount is required for changes incurring the week the order is scheduled to ship. If Muuto is ordered on QuickShip, the QuickShip policy supersedes.
<b>Freight Prepaid</b>	For standard orders, freight is prepaid and included in the price of all Knoll Office and KnollStudio Products, except KnollTextiles and Muuto, within the 48 contiguous United States for orders placed with Knoll, Inc. and within Canada, excluding the Yukon, Northwest Territories, Nunavut and Newfoundland for orders placed with Knoll North America Corp. Packing is tested for rigorous motion and transportation but is not guaranteed to protect furniture from all conditions. If special packaging is required for any reason, please consult with your sales representative or dealer. Seller shall select the method of shipment and routing. Freight for all KnollTextiles orders is prepaid and added to the invoice. Freight for all Muuto orders must be specified at time of order placement and added to the PO.
<b>Delivery/Freight Charges</b>	Shipments outside the contiguous 48 United States and Canada shall be shipped F.O.B. Origin. For shipments outside the contiguous United States and Canada, Purchaser is responsible for the cost of freight from point of embarkation, including any handling and transportation charges incidental to loading at the point of departure and unloading at the final destination. Conditions beyond the control of Seller, including weather, available facilities and traffic conditions, may affect exact time of delivery. Seller shall not be responsible for specific carrier delivery date or time unless it has made a specific delivery commitment, in writing. Nonstandard methods of shipment and/or additional services are available upon request. Orders for QuickShip product shipping direct parcel or White Glove are subject to additional shipping and handling charges and must be paid by Purchaser. Purchaser will be billed for the differential cost of any special services in excess of standard surface carrier freight costs. Premium charges, at Purchaser's request, will be added for airfreight, exclusive use of vehicle and extra, export or special packaging. Accessorial charges will be added for inside delivery, extra labor, reassignment and redelivery. Partial shipments may be made and invoiced by Seller.
<b>Claims</b>	All shipments for Knoll Products within the contiguous United States and Canada are F.O.B. Origin. All risk of loss passes to Purchaser at time of delivery to carrier. Purchaser shall inspect all Products upon receipt and notify Seller within ten (10) working days after receipt of any damage or defects which are, or should be, apparent from an inspection of the Product and its packaging. Failure of Purchaser to notify Seller during the ten (10) working day period shall constitute acceptance of the Products and waiver of any apparent defects, errors or shortages. For all claims relating to Product damaged in transit or for any other claims relating to or arising out of the transportation of the Product, Purchaser must seek recovery from the carrier and Seller has no liability to Purchaser for such claims. Seller may, upon request, assist Purchaser with filing of such claims with the carrier, but Seller will not be liable for any of these transportation related claims.

# Selling Policy

---

<b>Seller's Security Interest</b>	Until Seller receives the full payment for the Product, Seller shall have a security interest in the Product. Purchaser agrees to perform all acts, including but not limited to the execution and filing of documentation, which may be necessary to perfect and assure the security interest of Seller.
<b>Returns</b>	The return of Products without a written authorization by Seller shall not be accepted. To receive authorization for Product return, please call Customer Service. All Products that are returned pursuant to a valid authorization shall be subject to a twenty-five percent (25%) of list restocking charge. Products not currently offered for sale by Seller (including COM) shall not be authorized for return. All returned Products must be unused, in original condition and in the original Seller packing cartons. No refund or credit shall be given for damaged Products.
<b>Held Orders/Storage</b>	If Purchaser requests that an order be held or delayed, prices and terms and conditions in effect at the time of shipment shall apply. If Purchaser requests a delay after the time when Seller can defer production, Purchaser will be invoiced for the Product, payable in accordance with standard terms, when the order is ready for shipment. Seller may transfer the Product to storage, in which case all expenses incurred in connection with storage, including demurrage, preparation for storage, storage charges and handling shall be payable by Purchaser upon submission of invoices by Seller. Risk of loss to the Product shall pass to the Purchaser upon delivery of the Product into storage.
<b>Customer's Own Material</b>	A Purchaser who requests a fabric or other surface material not standard to Seller's line of Products ("COM") must submit samples of the requested material to Seller prior to entry of a purchaser order. Seller shall determine if the material is suitable to its manufacturing processes and meets any requirements of Underwriters Laboratories. If the COM is acceptable, Seller will then establish a price for using the COM or the Product in question. For a description of the procedures for submitting samples and testing, contact customer resources or your sales representative. Seller shall have no responsibility for the appearance, condition, performance, durability, colorfastness or any other physical attribute of the COM. Purchaser shall indemnify and hold Seller harmless for any damages, injuries or losses arising out of or related to use of the COM on the Product.
<b>Delay/Force Majeure</b>	Seller shall not be liable for failure to perform or for delay in performance due to fire, flood, strike or other labor difficulty, act of God, act of war or terrorism, act of any governmental authority or of the Purchaser, riot, embargo, fuel or energy shortage, wrecks or delay in transportation, inability to obtain necessary labor, materials or manufacturing facilities from usual sources or failure of suppliers to meet their contractual obligations, or due to any cause beyond its reasonable control. If any such event occurs, Seller may extend delivery dates by a period of time necessary to overcome the effect of such delay, allocate available Product or cancel any purchase order.
<b>Compliance with Law</b>	<b>PURCHASER IS SOLELY RESPONSIBLE FOR COMPLIANCE WITH ALL APPLICABLE FEDERAL, STATE AND LOCAL LAWS, ORDINANCES, REGULATIONS, RULES AND STANDARDS RELATING TO THE INSTALLATION, MAINTENANCE, USE AND OPERATION OF THE PRODUCTS.</b>
<b>Patents</b>	Subject to the following provisions, Seller shall, at its own expense, defend or, at its option, settle any claim, suit or proceeding brought against the Purchaser, and/or its vendees, mediate and immediate, so far as based on an allegation that any Product or any part thereof furnished hereunder constitutes a direct or a contributory infringement of any claim of any patent of the United States or Canada. This obligation shall be effective only if Purchaser shall have made all payments then due hereunder and if Seller is notified promptly in writing and given authority, information and assistance for the defense of said claim, suit or proceeding. Seller shall pay all damages and costs awarded in such suit or proceedings so defended.  The foregoing indemnity does not apply to the following: <ul style="list-style-type: none"><li>• Products supplied according to a design other than that of Seller, and which is required by the Purchaser.</li><li>• Combination of the Product with another product not furnished hereunder unless Seller is a contributory infringer.</li><li>• Any settlements of a suit or proceeding made without Seller's written consent.</li></ul>
<b>Limitations of Liability</b>	<b>SELLER, ITS CONTRACTORS, AUTHORIZED DEALERS AND SUBCONTRACTORS OR SUPPLIERS OF ANY TIER SHALL NOT BE LIABLE TO PURCHASER FOR ANY SPECIAL, INDIRECT, INCIDENTAL OR CONSEQUENTIAL DAMAGES ARISING FROM A BREACH OF THIS AGREEMENT.</b>  Purchaser's remedies set forth herein are exclusive and the liability of Seller with respect to the breach of this agreement or any contract entered into between the parties pursuant hereto shall not exceed the price of the Product or part on which such liability is based.
<b>Warranty</b>	please visit warranty website link <b>Warranty   Knoll</b> for up-to-date information.

# General Ordering Information

---

## **The Products**

This guide encompasses all standard products for this product group.

## **Sizes**

Dimensions listed in this guide are indicated as:

H = height

W = width

D = depth

Dia. = diameter

Rad. = radius

## **Pricing**

All prices shown are list.

## **How to Order**

Select pattern numbers and quantities required for your complete installation. Product questions can be addressed in the specific sections of this guide or by contacting your sales representative or customer resource representative at 1-800-343-5665.

Next, select options (if required), along with colors and finishes appropriate to each product. Reference the Finishes and Fabrics pages for color designations.

On large installations, an item's "designated area" can be specified to assist in product organization and handling.

To expedite complete / correct entry of your order, be certain all pattern numbers, quantities, colors and area identifications are completely specified. Also, include complete purchase order numbers, bill-to and ship-to addresses, a contact name and specific factory shipping dates required.

## **Mail all orders to:**

Knoll, Inc.

1235 Water Street

P.O. Box 157

East Greenville, PA 18041

Attention: Order Entry

Once your order is entered at Knoll, an acknowledgment will be mailed to you. You will be advised of your scheduled shipping date within five days of the original acknowledgment. If it is necessary to revise your order, please contact your customer resource representative.

## Sustainability Statement

---

Sustainable design is a key component of Knoll's environmental focus. Our commitment to social responsibility and a healthy environment has prompted us to further articulate our longstanding environmental programs and, with encouragement and support from our colleagues in the industry, we have re-energized our focus on such "green" initiatives as life cycle analysis and LEED™ certification. Knoll is proud to have contributed to projects that have received LEED certification from the U.S. Green Building Council.

For the latest information on Knoll products that help our customers achieve LEED certification, log on to [knoll.com](http://knoll.com), click on "About Knoll" and then "Environmental Focus."