

Tone

Price List
April 2016



Knoll

Introduction	Knoll and Sustainable Design	2
	Tone and Sustainable Design	3
	Finish Options	4
	Tone Height-Adjustable Tables	5
Bases	Standard Electric	6
	Extended Electric	8
	Handcrank	10
	Extended Handcrank	12
	Pin-Set	14
	Fixed Height	16
Tops	Antenna Workspaces Worksurfaces	18
	AutoStrada Worksurfaces	19
	Dividends Horizon Worksurfaces	20
	Morrison Worksurfaces	21
	Reff Profiles Worksurfaces	22
Accessories	Accessories	23
Alpha-Numeric Index		24
Selling Policy		26
General Ordering Information		28

Knoll and Sustainable Design

Each year Knoll sets key initiatives in our journey to sustainability. We are members of a global consortium on energy, have adopted a scientific, metrics-based approach to sustainable product design, and maintain a leadership position in establishing universal, verifiable, sustainability standards for our industry.

Knoll promotes independent third-party certification because it provides the most impartial and trustworthy foundation for industry-wide environmental compliance. Certification by established and respected third parties ensures that all manufacturers are held to the same high standards and that customers can trust a company's declaration about the environmental benefits of its products. Knoll third-party partners include: the International Standards Organization (ISO); Forest Stewardship Council (FSC®); Rainforest Alliance; GREENGUARD® Environmental Institute; and The Business and Institutional Furniture Manufacturer's Association (BIFMA) level® certification from Scientific Certification Systems (SCS).

In addition, Knoll is aligned with the U.S. Green Building Council and can help companies, healthcare organizations and educational institutions achieve Leadership in Energy and Environmental Design (LEED®) workplace certification.

Global Climate Change

- Knoll is a sponsor of the Clinton Global Initiative, which brings together a community of global leaders to devise and implement solutions to some of the world's most pressing challenges, including environmental change.
- Knoll has a comprehensive Energy Management Program to increase energy efficiency in products and processes.

Life Cycle Assessment (LCA) Tool

- Life Cycle Assessment is a science-based measurement of a product's environmental impacts throughout its life cycle, from raw materials sourcing through manufacture, shipping, use and re-use or end-of-life. LCA enables cradle-to-cradle implementation of sustainable practices.
- Knoll has partnered with The Green Standard.org to develop an affordable, universal ISO-compliant computer-based LCA tool that can be used by the entire contract furniture industry and is partnering on the development of an Environmental Product Declaration System (EPDs) for Knoll products. EPDs are verified documents containing LCA results and additional environmental performance information about a product.

Setting Industry Standards

- Knoll partners with MTS (The Institute for Market Transformation to Sustainability) to develop the SMaRT® Consensus Sustainable Products Standards, a set of consensus-based sustainable product standards based on the LEED® model, for all building products, fabric, apparel, flooring and carpet. MTS, the developer of SMaRT®, is an accredited American National Standards Institute (ANSI) standard developer.
- Knoll also partners with BIFMA (Business and Institutional Furniture Manufacturers Association) to promote level® sustainability standards for the contract furniture industry.
- Knoll has established FSC® (Forest Stewardship Council) certified wood as the standard for general office open plan office systems, casegoods and tables.
- Knoll has launched Full Circle, a resource recovery program developed with ANEW, to help customers extend the life cycle of surplus furniture, fixtures and equipment (FF&E) in an economically, socially and environmentally responsible manner.
- Our goal is to encourage all manufacturers in the contract furniture industry and related industries to adopt standards that will lead to sustainable products and practices.

For more information about Knoll and sustainable design, visit knoll.com/environment.

Tone and Sustainable Design

GREENGUARD Indoor Air Quality Certified®

A natural extension of the Knoll commitment to protect the biosphere, conserve natural resources and reduce waste, Tone Height Adjustable Tables are environmentally responsible in manufacturing process and materials.

Tone is GREENGUARD Children and Schools Indoor Air Quality Certified. GREENGUARD certification is recognized by the U.S. Green Building Council's LEED Program. Tone can contribute to LEED certification for Existing Buildings, Commercial Interiors and New Construction.

Visits **GREENGUARD.org** for more information and to find printable certificates for Tone that can be used for verification and LEED submission.

Tone environmentally responsible manufacturing processes and materials include:

FSC-Certified

Wood components are standard FSC certified with North American hardwood veneers.

Recovered Particleboard

Tone tops have FSC certified, 90% recovered particleboard cores.

VOC-Free Finishes

Water-based wood stains and UV cured polyurethane wood top coats are virtually VOC-free.

VOC-Free Adhesives

Water-based adhesives used to adhere laminate and veneer to substrate are 99% VOC-free.

Recycled Steel

Recycled steel bases have 20-25% recycled steel content.



P1

- 111 Jet Black
- 112 Brown
- 113 Dark Grey
- 114 Folkstone Grey
- 115 Medium Grey
- 116 Sandstone
- 117 Soft Grey

P2

- 611 Beige Mist Metallic
- 612 Medium Metallic Grey

P3

- 613 Silver
- 118 Bright White

Tone Height-Adjustable Tables

Base Types and Height Ranges

Tone is available in six base types with a range of height-adjustability options to meet a variety of workplace needs. Tone Height-Adjustable Tables are available in four height-adjustable options that are controlled by the user - Electric, Extended Electric, Handcrank and Extended Handcrank. Both types of Electric bases have button controls on the front edge of the base underneath the top to adjust the top up and down. Handcrank table bases have a handle on the front of the table underneath the top that turns to adjust the height of the table. Pin-Set bases adjust with the placement of a pin in each leg to create the appropriate height worksurface for each user - this adjustment is not adjustable by the user. A fixed-height option is also available.


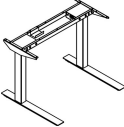
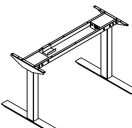
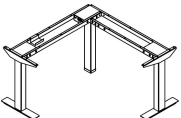
Base Types	Fixed	Pin-Set	Handcrank	Extended Handcrank	Electric	Advanced Electric
Height Range *	26.8"	25.8"-40.8"	25.6"-42.1"	21.6"-47.8"	25.6"-42.1"	21.6"-47.8"
Adjustments	N/A	1" increments	6 turns per inch	6 turns per inch	1-2" per second	1-2" per second
Load Capacity	265 lbs.	265 lbs.	135 lbs.	135 lbs.	265 lbs.	265 lbs.

* Height ranges shown do not include top thickness

* Heights above are for Tone with glides. Casters raise the table 1 1/8"

Standard Electric Fixed Width Base

Tone Height Adjustable Tables

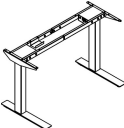
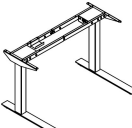
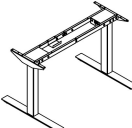
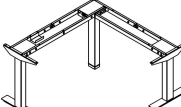
description	type	w*	w	d	pattern no.	list price
	For use with 42"W, 24"D C-Leg Top	42"	35"	22"	TBCEF3522 ()()	\$2,666.
	For use with 48"W, 24"D C-Leg Top	48"	41"	22"	TBCEF4122 ()()	2,666.
	For use with 54"W, 24"D C-Leg Top	54"	47"	22"	TBCEF4722 ()()	2,666.
	For use with 60"W, 24"D C-Leg Top	60"	53"	22"	TBCEF5322 ()()	2,666.
	For use with 66"W, 24"D C-Leg Top	66"	59"	22"	TBCEF5922 ()()	2,689.
	For use with 72"W, 24"D C-Leg Top	72"	65"	22"	TBCEF6522 ()()	2,689.
	For use with 78"W, 24"D C-Leg Top	78"	71"	22"	TBCEF7122 ()()	2,689.
	For use with 42"W, 30"D C-Leg Top	42"	35"	28"	TBCEF3528 ()()	2,712.
	For use with 48"W, 30"D C-Leg Top	48"	41"	28"	TBCEF4128 ()()	2,712.
	For use with 54"W, 30"D C-Leg Top	54"	47"	28"	TBCEF4728 ()()	2,712.
	For use with 60"W, 30"D C-Leg Top	60"	53"	28"	TBCEF5328 ()()	2,712.
	For use with 66"W, 30"D C-Leg Top	66"	59"	28"	TBCEF5928 ()()	2,736.
	For use with 72"W, 30"D C-Leg Top	72"	65"	28"	TBCEF6528 ()()	2,736.
	For use with 78"W, 30"D C-Leg Top	78"	71"	28"	TBCEF7128 ()()	2,736.
	For use with 48"W, 30" or 36"D T-Leg Top	48"	41"	28"	TBTEF4128 ()()	2,712.
	For use with 54"W, 30" or 36"D T-Leg Top	54"	47"	28"	TBTEF4728 ()()	2,712.
	For use with 60"W, 30" or 36"D T-Leg Top	60"	53"	28"	TBTEF5328 ()()	2,712.
	For use with 66"W, 30" or 36"D T-Leg Top	66"	59"	28"	TBTEF5928 ()()	2,736.
	For use with 72"W, 30" or 36"D T-Leg Top	72"	65"	28"	TBTEF6528 ()()	2,736.
	For use with 78"W, 30" or 36"D T-Leg Top	78"	71"	28"	TBTEF7128 ()()	2,736.
	For use with 48"W Corner C-Leg Top	48"	44"	16"	TBKEF444416 ()()	3,779.

* Nominal Width

Order Code	Specification Information	Application Notes
C-Leg and T-Leg Bases		
<i>Example:</i> TBCEF5328GD613	<ol style="list-style-type: none"> Glides or Casters: Add a "C" Suffix to the pattern number to specify Glides. Or add a "C" to specify Casters. Add \$69 list for casters. Control Switch: "S" specifies the standard up/down control switch. "D" will specify the digital display with programmable setting. Add \$318 list for the digital display with programmable settings. Base Finish: All core paint finishes are available 	Bases are designed for use with corresponding worksurfaces to create freestanding tables. Worksurfaces must be specified separately.
TB Tone Base		
C C-Leg		For 30" C-Leg bases only, a stiffener is recommended on worksurfaces that are 72" or wider.
E Electric		
F Fixed Width		Base comes with worksurface mounting hardware.
53 Width		
28 Depth		Privacy Screens can only be specified with glides.
G Glides		
D Digital Display	22"D C-Leg bases support rectangular tops up to 24"D. 28"D C-Leg bases support rectangular tops up to 30"D. 28"D T-Leg bases support rectangular tops up to 36"D centered over feet. 16"D Corner bases support 48" x 48" corner tops up to 30"D.	
613 Silver Finish		

Standard Electric Adjustable Width Base


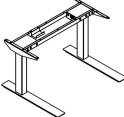
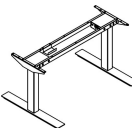
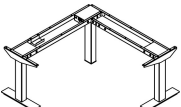
Tone Height Adjustable Tables

description	type	w	d	pattern no.	list
 24" Deep C-Leg Bases	Small - For use with 30" - 54" wide tops	29 1/2" - 45 1/4"	22"	TBCEAS22() ()	\$2,782.
	Medium - For use with 42" - 78" wide tops	41 1/2" - 69 1/4"	22"	TBCEAM22() ()	2,805.
	Large - For use with 66" - 96" wide tops	61 1/2" - 89 1/4"	22"	TBCEAL22() ()	2,828.
 30" Deep C-Leg Bases	Small - For use with 30" - 54" wide tops	29 1/2" - 45 1/4"	28"	TBCEAS28() ()	2,851.
	Medium - For use with 42" - 78" wide tops	41 1/2" - 69 1/4"	28"	TBCEAM28() ()	2,874.
	Large - For use with 66" - 96" wide tops	61 1/2" - 89 1/4"	28"	TBCEAL28() ()	2,898.
 30" Deep T-Leg Bases	Small - For use with 30" - 54" wide tops	29 1/2" - 45 1/4"	28"	TBTEAS28() ()	2,851.
	Medium - For use with 42" - 78" wide tops	41 1/2" - 69 1/4"	28"	TBTEAM28() ()	2,874.
	Large - For use with 66" - 96" wide tops	61 1/2" - 89 1/4"	28"	TBTEAL28() ()	2,898.
 C-Leg Corner Base	For use with 48", 54", 60"W corner tops and 48" x 66", 72", 84"W extended corner tops	44 1/2" - 72 1/4"	16"	TBKEAM16() ()	3,848.

Order Code	Specification Information	Application Notes
C-Leg and T-Leg Bases	1. Glides or Casters: Add a "C" Suffix to the pattern number to specify Glides. Or add a "C" to specify Casters. Add \$69 list for casters.	Bases are designed for use with corresponding worksurfaces to create freestanding tables. Worksurfaces must be specified separately.
<i>Example:</i> TBCEAS28GD613	2. Control Switch: "S" specifies the standard up/down control switch. "D" will specify the digital display with programmable setting. Add \$318 list for the digital display with programmable settings.	For 30" C-Leg Bases only, a stiffener is recommended on worksurfaces that are 72" or wider.
TB Tone Base	3. Base Finish: All core paint finishes are available	Base comes with worksurface mounting hardware.
C C-Leg		Privacy Screens can only be specified with glides.
E Electric		22"D C-Leg bases support rectangular tops up to 24"D. 28"D C-Leg bases support rectangular tops up to 30"D. 28"D T-Leg bases support rectangular tops up to 36"D centered over feet. 16"D C-Leg Corner bases support 48", 54", 60"W corner tops up to 30"D as well as 48", 66", 72", 84"W extended corner tops up to 30"D.
A Adjustable Width		
S Small		
28 Depth		
G Glides		
D Digital Display		
613 Silver Finish		

Extended Electric Fixed Width Base

Tone Height Adjustable Tables


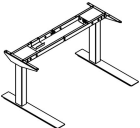

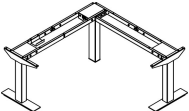
description	type	w*	w	d	pattern no.	list
	For use with 42"W, 24"D C-Leg Top	42"	35"	22"	TBCEXF3522() ()	\$3,269.
	For use with 48"W, 24"D C-Leg Top	48"	41"	22"	TBCEXF4122() ()	3,269.
	For use with 54"W, 24"D C-Leg Top	54"	47"	22"	TBCEXF4722() ()	3,269.
	For use with 60"W, 24"D C-Leg Top	60"	53"	22"	TBCEXF5322() ()	3,269.
	For use with 66"W, 24"D C-Leg Top	66"	59"	22"	TBCEXF5922() ()	3,292.
	For use with 72"W, 24"D C-Leg Top	72"	65"	22"	TBCEXF6522() ()	3,292.
	For use with 78"W, 24"D C-Leg Top	78"	71"	22"	TBCEXF7122() ()	3,292.
	For use with 42"W, 30"D C-Leg Top	42"	35"	28"	TBCEXF3528() ()	3,315.
	For use with 48"W, 30"D C-Leg Top	48"	41"	28"	TBCEXF4128() ()	3,315.
	For use with 54"W, 30"D C-Leg Top	54"	47"	28"	TBCEXF4728() ()	3,315.
	For use with 60"W, 30"D C-Leg Top	60"	53"	28"	TBCEXF5328() ()	3,315.
	For use with 66"W, 30"D C-Leg Top	66"	59"	28"	TBCEXF5928() ()	3,338.
	For use with 72"W, 30"D C-Leg Top	72"	65"	28"	TBCEXF6528() ()	3,338.
	For use with 78"W, 30"D C-Leg Top	78"	71"	28"	TBCEXF7128() ()	3,338.
	For use with 48"W, 30" or 36"D T-Leg Top	48"	41"	28"	TBTXF4128() ()	3,315.
	For use with 54"W, 30" or 36"D T-Leg Top	54"	47"	28"	TBTXF4728() ()	3,315.
	For use with 60"W, 30" or 36"D T-Leg Top	60"	53"	28"	TBTXF5328() ()	3,315.
	For use with 66"W, 30" or 36"D T-Leg Top	66"	59"	28"	TBTXF5928() ()	3,338.
	For use with 72"W, 30" or 36"D T-Leg Top	72"	65"	28"	TBTXF6528() ()	3,338.
	For use with 78"W, 30" or 36"D T-Leg Top	78"	71"	28"	TBTXF7128() ()	3,338.
	For use with 48"W Corner C-Leg Top	48"	44"	16"	TBKEXF444416() ()	4,636.

* Nominal Width

Order Code	Specification Information	Application Notes
C-Leg and T-Leg Bases		
<i>Example:</i> TBCEXF4722CS613		
TB	Tone Base	Bases are designed for use with corresponding worksurfaces to create freestanding tables. Worksurfaces must be specified separately.
C	C-Leg	
EX	Extended Electric	For 30" C-Leg bases only a stiffener is recommended on worksurfaces that are 72" or wider.
F	Fixed Width	
47	Width	Base comes with worksurface mounting hardware.
22	Depth	
C	Casters	Privacy Screens can only be specified with glides.
S	Standard Display	
613	Silver Finish	22"D C-Leg bases support rectangular tops up to 24"D. 28"D C-Leg bases support rectangular tops up to 30"D. 28"D T-Leg bases support rectangular tops up to 36"D centered over feet. 16"D C-Leg Corner bases support 48" x 48" corner tops up to 30"D.

Extended Electric Adjustable Width Base

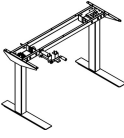
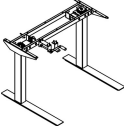
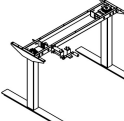
Tone Height Adjustable Tables

description	type	w	d	pattern no.	list
 24" Deep C-Leg Bases	Small - For use with 30" - 54" wide tops	29 1/2" - 45 1/4"	22"	TBCEXAS22() ()	\$3,384.
	Medium - For use with 42" - 78" wide tops	41 1/2" - 69 1/4"	22"	TBCEXAM22() ()	3,408.
	Large - For use with 66" - 96" wide tops	61 1/2" - 89 1/4"	22"	TBCEXAL22() ()	3,431.
 30" Deep C-Leg Bases	Small - For use with 30" - 54" wide tops	29 1/2" - 45 1/4"	28"	TBCEXAS28() ()	3,454.
	Medium - For use with 42" - 78" wide tops	41 1/2" - 69 1/4"	28"	TBCEXAM28() ()	3,477.
	Large - For use with 66" - 96" wide tops	61 1/2" - 89 1/4"	28"	TBCEXAL28() ()	3,501.
 30" Deep T-Leg Bases	Small - For use with 30" - 54" wide tops	29 1/2" - 45 1/4"	28"	TBTEXAS28() ()	3,454.
	Medium - For use with 42" - 78" wide tops	41 1/2" - 69 1/4"	28"	TBTEXAM28() ()	3,477.
	Large - For use with 66" - 96" wide tops	61 1/2" - 89 1/4"	28"	TBTEXAL28() ()	3,501.
 C-Leg Corner Base	For use with 48", 54", 60"W Corner or rectangular tops and 48" x 66", 72", 84"W extended corner or rectangular tops	44 1/2" - 72 1/4"	16"	TBKEXAM16() ()	4,752.

Order Code	Specification Information	Application Notes
C-Leg and T-Leg Bases	1. Glides or Casters: Add a "C" Suffix to the pattern number to specify Glides. Or add a "C" to specify Casters. Add \$69 list for casters.	Bases are designed for use with corresponding worksurfaces to create freestanding tables. Worksurfaces must be specified separately.
<i>Example:</i> TBTEXAS28GD613	2. Control Switch: "S" specifies the standard up/down control switch. "D" will specify the digital display with programmable setting. Add \$318 list for the digital display with programmable settings.	For 30" D C-leg bases only, a stiffener is recommended on worksurfaces that are 72" or wider.
TB Tone Base	3. Base Finish: All core paint finishes are available	Base comes with worksurface mounting hardware.
T T-Leg		Privacy Screens can only be specified with glides.
EX Extended Electric		22"D C-Leg bases support rectangular tops up to 24"D. 28"D C-Leg bases support rectangular tops up to 30"D. 28"D T-Leg bases support rectangular tops up to 36"D centered over feet. 16"D C-Leg Corner bases support 48", 54", 60"W corner tops up to 30"D as well as 48", 66", 72", 84"W extended corner tops up to 30"D.
A Adjustable Width		
S Small		
28 Depth		
G Glides		
D Digital Display		
613 Silver Finish		

Handcrank Fixed Width

Tone Height Adjustable Tables

description	type	w*	w	d	pattern no.	list
 24" Deep C-Leg Bases	For use with 42"W, 24"D C-Leg Top	42"	35"	22"	TBCHF3522() ()	\$2,114.
	For use with 48"W, 24"D C-Leg Top	48"	41"	22"	TBCHF4122() ()	2,114.
	For use with 54"W, 24"D C-Leg Top	54"	47"	22"	TBCHF4722() ()	2,114.
	For use with 60"W, 24"D C-Leg Top	60"	53"	22"	TBCHF5322() ()	2,114.
	For use with 66"W, 24"D C-Leg Top	66"	59"	22"	TBCHF5922() ()	2,136.
	For use with 72"W, 24"D C-Leg Top	72"	65"	22"	TBCHF6522() ()	2,136.
	For use with 78"W, 24"D C-Leg Top	78"	71"	22"	TBCHF7122() ()	2,136.
 30" Deep C-Leg Bases	For use with 42"W, 28"D C-Leg Top	42"	35"	28"	TBCHF3528() ()	2,159.
	For use with 48"W, 28"D C-Leg Top	48"	41"	28"	TBCHF4128() ()	2,159.
	For use with 54"W, 28"D C-Leg Top	54"	47"	28"	TBCHF4728() ()	2,159.
	For use with 60"W, 28"D C-Leg Top	60"	53"	28"	TBCHF5328() ()	2,159.
	For use with 66"W, 28"D C-Leg Top	66"	59"	28"	TBCHF5928() ()	2,182.
	For use with 72"W, 28"D C-Leg Top	72"	65"	28"	TBCHF6528() ()	2,182.
	For use with 78"W, 28"D C-Leg Top	78"	71"	28"	TBCHF7128() ()	2,182.
 30" Deep T-Leg Bases	For use with 48"W, 36"D D-Leg Top	48"	41"	28"	TBTHF4128() ()	2,159.
	For use with 54"W, 36"D D-Leg Top	54"	47"	28"	TBTHF4728() ()	2,159.
	For use with 60"W, 36"D D-Leg Top	60"	53"	28"	TBTHF5328() ()	2,159.
	For use with 66"W, 36"D D-Leg Top	66"	59"	28"	TBTHF5928() ()	2,182.
	For use with 72"W, 36"D D-Leg Top	72"	65"	28"	TBTHF6528() ()	2,182.

Order Code	Specification Information	Application Notes
C-Leg and T-Leg Bases	1. Glides or Casters: Add a "C" Suffix to the pattern number to specify Glides. Or add a "C" to specify Casters. Add \$69 list for casters. 2. Base Finish: All core paint finishes are available	Bases are designed for use with corresponding worksurfaces to create freestanding tables. Worksurfaces must be specified separately.
<i>Example:</i> TBCHF3522C613		
TB Tone Base		For 30"D C-leg bases only, a stiffener is recommended on worksurfaces that are 72" or wider.
C C-Leg		
H Handcrank		Base comes with worksurface mounting hardware.
F Fixed Width		
35 Width		Privacy Screens can only be specified with glides.
22 Depth		
C Casters		
613 Silver Finish		22"D C-Leg bases support rectangular tops up to 24"D. 28"D C-Leg bases support rectangular tops up to 30"D. 28"D T-Leg bases support rectangular tops up to 36"D centered over feet.

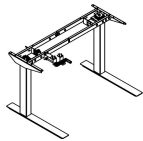
Handcrank Adjustable Width

Tone Height Adjustable Tables

description	type	w	d	pattern no.	list
24" Deep C-Leg Bases	Small - For use with 30" - 54"W Tops	29 1/2" - 45 1/4"	22"	TBCHAS22()()	\$2,182.
	Medium - For use with 42" - 72"W Tops	41 1/2" - 69 1/4"	22"	TBCHAM22()()	2,205.
	Large - For use with 66" - 96"W Tops	61 1/2" - 89 1/4"	22"	TBCHAL22()()	2,227.



30" Deep C-Leg Bases	Small - For use with 30" - 54"W Tops	29 1/2" - 45 1/4"	28"	TBCHAS28()()	2,250.
	Medium - For use with 42" - 72"W Tops	41 1/2" - 69 1/4"	28"	TBCHAM28()()	2,273.
	Large - For use with 66" - 96"W Tops	61 1/2" - 89 1/4"	28"	TBCHAL28()()	2,295.



30" Deep T-Leg Bases	Small - For use with 30" - 54"W Tops	29 1/2" - 45 1/4"	28"	TBTHAS28()()	2,250.
	Medium - For use with 42" - 72"W Tops	41 1/2" - 69 1/4"	28"	TBTHAM28()()	2,273.
	Large - For use with 66" - 96"W Tops	61 1/2" - 89 1/4"	28"	TBTHAL28()()	2,295.

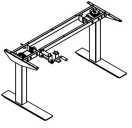
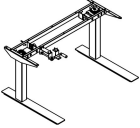
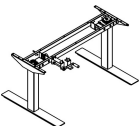


Order Code	Specification Information	Application Notes	Application Notes
C-Leg and T-Leg Bases			
<i>Example:</i> TBCHF3522C613			
TB	Tone Base	Bases are designed for use with corresponding worksurfaces to create freestanding tables. Worksurfaces must be specified separately.	Note that 30", 69", 84", 90", 96" undersized tops are not part of the standard scope for Tone.
C	C-Leg		
H	Handcrank	For 30" D C-leg bases only, a stiffener is recommended on worksurfaces that are 72" or wider.	
A	Adjustable Width		
M	Medium	Base comes with worksurface mounting hardware.	
22	Depth		
G	Casters	22"D C-Leg bases support rectangular tops up to 24"D. 28"D C-Leg bases support rectangular tops up to 30"D. 28"D T-Leg bases support rectangular tops up to 36"D centered over feet.	
613	Silver Finish		

Extended Handcrank

Fixed Width

Tone Height Adjustable Tables

description	type	w*	w	d	pattern no.	list
 24" Deep C-Leg Bases	For use with 42"W, 24"D C-Leg Top	42"	35"	22"	TBCHXF3522() ()	\$2,659.
	For use with 48"W, 24"D C-Leg Top	48"	41"	22"	TBCHXF4122() ()	2,659.
	For use with 54"W, 24"D C-Leg Top	54"	47"	22"	TBCHXF4722() ()	2,659.
	For use with 60"W, 24"D C-Leg Top	60"	53"	22"	TBCHXF5322() ()	2,659.
	For use with 66"W, 24"D C-Leg Top	66"	59"	22"	TBCHXF5922() ()	2,682.
	For use with 72"W, 24"D C-Leg Top	72"	65"	22"	TBCHXF6522() ()	2,682.
	For use with 78"W, 24"D C-Leg Top	78"	71"	22"	TBCHXF7122() ()	2,682.
 30" Deep C-Leg Bases	For use with 42"W, 28"D C-Leg Top	42"	35"	28"	TBCHXF3528() ()	2,705.
	For use with 48"W, 28"D C-Leg Top	48"	41"	28"	TBCHXF4128() ()	2,705.
	For use with 54"W, 28"D C-Leg Top	54"	47"	28"	TBCHXF4728() ()	2,705.
	For use with 60"W, 28"D C-Leg Top	60"	53"	28"	TBCHXF5328() ()	2,705.
	For use with 66"W, 28"D C-Leg Top	66"	59"	28"	TBCHXF5928() ()	2,727.
	For use with 72"W, 28"D C-Leg Top	72"	65"	28"	TBCHXF6528() ()	2,727.
	For use with 78"W, 28"D C-Leg Top	78"	71"	28"	TBCHXF7128() ()	2,727.
 30" Deep T-Leg Bases	For use with 48"W, 30" or 36" D T-Leg Top	48"	41"	28"	TBTHXF4128() ()	2,705.
	For use with 54"W, 30" or 36" D T-Leg Top	54"	47"	28"	TBTHXF4728() ()	2,705.
	For use with 60"W, 30" or 36" D T-Leg Top	60"	53"	28"	TBTHXF5328() ()	2,705.
	For use with 66"W, 30" or 36" D T-Leg Top	66"	59"	28"	TBTHXF5928() ()	2,727.
	For use with 72"W, 30" or 36" D T-Leg Top	72"	65"	28"	TBTHXF6528() ()	2,727.

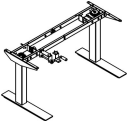
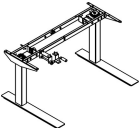
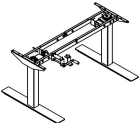
Order Code	Specification Information	Application Notes
C-Leg and T-Leg Bases		
<i>Example:</i> TBCHF3522C613		
TB	Tone Base	Bases are designed for use with corresponding worksurfaces to create freestanding tables. Worksurfaces must be specified separately.
C	C-Leg	
HX	Extended Handcrank	For 30"D C-leg bases only, a stiffener is recommended on worksurfaces that are 72" or wider.
F	Fixed Width	
35	Width	Base comes with worksurface mounting hardware.
22	Depth	
C	Casters	Privacy Screens can only be specified with glides.
613	Silver Finish	

- Glides or Casters:
Add a "G" Suffix to the pattern number to specify Glides. Or add a "C" to specify Casters. Add \$69 list for casters.
- Base Finish:
All core paint finishes are available

22"D C-Leg bases support rectangular tops up to 24"D. 28"D C-Leg bases support rectangular tops up to 30"D. 28"D T-Leg bases support rectangular tops up to 36"D centered over feet.

Extended Handcrank Adjustable Width

Tone Height Adjustable Tables




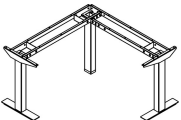
description	type	w	d	pattern no.	list
 24" Deep C-Leg Bases	Small - For use with 30" - 54"W Tops	29 1/2" - 45 1/4"	22"	TBCHXAS22() ()	\$2,795.
	Medium - For use with 42" - 72"W Tops	41 1/2" - 69 1/4"	22"	TBCHXAM22() ()	2,818.
	Large - For use with 66" - 72"W Tops	61 1/2" - 89 1/4"	22"	TBCHXAL22() ()	2,841.
 30" Deep C-Leg Bases	Small - For use with 30" - 54"W Tops	29 1/2" - 45 1/4"	28"	TBCHXAS28() ()	2,818.
	Medium - For use with 42" - 72"W Tops	41 1/2" - 69 1/4"	22"	TBCHXAM28() ()	2,841.
	Large - For use with 66" - 72"W Tops	61 1/2" - 89 1/4"	22"	TBCHXAL28() ()	2,864.
 30" Deep T-Leg Bases	Small - For use with 30" - 54"W Tops	29 1/2" - 45 1/4"	28"	TBTHXAS28() ()	2,818.
	Medium - For use with 30" - 54"W Tops	41 1/2" - 69 1/4"	28"	TBTHXAM28() ()	2,841.
	Large - For use with 30" - 54"W Tops	61 1/2" - 89 1/4"	28"	TBTHXAL28() ()	2,864.

Order Code	Specification Information	Application Notes	Application Notes
C-Leg and T-Leg Bases	1. Glides or Casters: Add a "C" Suffix to the pattern number to specify Glides. Or add a "C" to specify Casters. Add \$69 list for casters. 2. Base Finish: All core paint finishes are available	Bases are designed for use with corresponding worksurfaces to create freestanding tables. Worksurfaces must be specified separately. For 30"D C-leg bases only, a stiffener is recommended on worksurfaces that are 72" or wider. Base comes with worksurface mounting hardware. Privacy screen can only be specified with glides.	Note that 30", 69", 84", 90", 96" undersized tops are not part of the standard scope for Tone.
<i>Example:</i> TBCHF3522C613			
TB Tone Base			
C C-Leg			
HX Extended Handcrank			
A Adjustable Width			
M Medium			
22 Depth			
C Casters			
613 Silver Finish			

22"D C-Leg bases support rectangular tops up to 24"D. 28"D C-Leg bases support rectangular tops up to 30"D. 28"D T-Leg bases support rectangular tops up to 36"D centered over feet.

Pin-Set Fixed Width Base


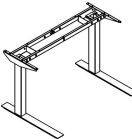

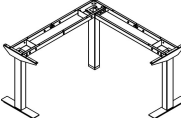
Tone Height Adjustable Tables

description	type	w*	w	d	pattern no.	list price
 24" Deep C-Leg Bases	For use with 42"W, 24"D C-Leg Top	42"	35"	22"	TBCPF3522()	\$1,461.
	For use with 48"W, 24"D C-Leg Top	48"	41"	22"	TBCPF4122()	1,461.
	For use with 54"W, 24"D C-Leg Top	54"	47"	22"	TBCPF4722()	1,461.
	For use with 60"W, 24"D C-Leg Top	60"	53"	22"	TBCPF5322()	1,461.
	For use with 66"W, 24"D C-Leg Top	66"	59"	22"	TBCPF5922()	1,484.
	For use with 72"W, 24"D C-Leg Top	72"	65"	22"	TBCPF6522()	1,484.
	For use with 78"W, 24"D C-Leg Top	78"	71"	22"	TBCPF7122()	1,484.
 30" Deep C-Leg Bases	For use with 42"W, 30"D C-Leg Top	42"	35"	28"	TBCPF3528()	1,507.
	For use with 48"W, 30"D C-Leg Top	48"	41"	28"	TBCPF4128()	1,507.
	For use with 54"W, 30"D C-Leg Top	54"	47"	28"	TBCPF4728()	1,507.
	For use with 60"W, 30"D C-Leg Top	60"	53"	28"	TBCPF5328()	1,507.
	For use with 66"W, 30"D C-Leg Top	66"	59"	28"	TBCPF5928()	1,530.
	For use with 72"W, 30"D C-Leg Top	72"	65"	28"	TBCPF6528()	1,530.
	For use with 78"W, 30"D C-Leg Top	78"	71"	28"	TBCPF7128()	1,530.
 30" Deep T-Leg Bases	For use with 48"W, 30" or 36"D T-Leg Top	48"	41"	28"	TBTPF4128()	1,507.
	For use with 54"W, 30" or 36"D T-Leg Top	54"	47"	28"	TBTPF4728()	1,507.
	For use with 60"W, 30" or 36"D T-Leg Top	60"	53"	28"	TBTPF5328()	1,507.
	For use with 66"W, 30" or 36"D T-Leg Top	66"	59"	28"	TBTPF5928()	1,530.
	For use with 72"W, 30" or 36"D T-Leg Top	72"	65"	28"	TBTPF6528()	1,530.
 C-Leg Corner Base	For use with 48"W Corner C-Leg Top	48"	44"	16"	TBKPF444416()	2,179.

Order Code	Specification Information	Application Notes
C-Leg and T-Leg Bases	1. Glides or Casters: Add a "C" Suffix to the pattern number to specify Glides. Or add a "C" to specify Casters. Add \$69 list for casters.	Bases are designed for use with corresponding worksurfaces to create freestanding tables. Worksurfaces must be specified separately.
<i>Example:</i> TBCPF4722G,613	2. Base Finish: All core paint finishes are available	For 30"D C-leg bases only, a stiffener is recommended on worksurfaces that are 72" or wider.
TB Tone Base		Base comes with worksurface mounting hardware.
C C-Leg		Privacy screens can only be specified with glides.
P Pin-Set		22"D C-Leg bases support rectangular tops up to 24"D. 28"D C-Leg bases support rectangular tops up to 30"D. 28"D T-Leg bases support rectangular tops up to 36"D centered over feet. 16"D C-Leg Corner bases support 48" x 48" corner tops up to 30"D.
F Fixed Width		16"D C-Leg Corner bases support 48", 54", 60"W corner tops up to 30"D as well as 48", 60", 72", 84"W extended corner tops up to 30"D.
47 Width		
22 Depth		
G Glides		
613 Silver Finish		

Pin-Set Adjustable Width Base

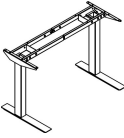
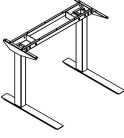
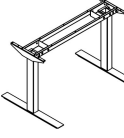
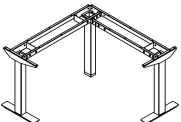
Tone Height Adjustable Tables

description	type	w*	d	pattern no.	list price
 24" Deep C-Leg Bases	Small - For use with 30" - 54" wide tops	29 1/2" - 45 1/4"	22"	TBCPAS22()	\$1,530.
	Medium - For use with 42" - 78" wide tops	41 1/2" - 69 1/4"	22"	TBCPAM22()	1,553.
	Large - For use with 66" - 96" wide tops	61 1/2" - 89 1/4"	22"	TBCPAL22()	1,576.
 30" Deep C-Leg Bases	Small - For use with 30" - 54" wide tops	29 1/2" - 45 1/4"	28"	TBCPAS28()	1,599.
	Medium - For use with 42" - 78" wide tops	41 1/2" - 69 1/4"	28"	TBCPAM28()	1,623.
	Large - For use with 66" - 96" wide tops	61 1/2" - 89 1/4"	28"	TBCPAL28()	1,646.
 30" Deep T-Leg Bases	Small - For use with 30" - 54" wide tops	29 1/2" - 45 1/4"	28"	TBTPAS28()	1,599.
	Medium - For use with 42" - 78" wide tops	41 1/2" - 69 1/4"	28"	TBTPAM28()	1,623.
	Large - For use with 66" - 96" wide tops	61 1/2" - 89 1/4"	28"	TBTPAL28()	1,646.
 C-Leg Corner Bases	For use with 48", 54", 60" corner or rectangular tops and 48", 66", 72", 84" extended corner or rectangular tops	43 1/4" - 70 3/4"	16"	TBKPAM16()	2,249.

Order Code	Specification Information	Application Notes
C-Leg and T-Leg Bases	1. Glides or Casters: Add a "C" Suffix to the pattern number to specify Glides. Or add a "C" to specify Casters. Add \$69 list for casters.	Bases are designed for use with corresponding worksurfaces to create freestanding tables. Worksurfaces must be specified separately.
<i>Example:</i> TBCPAM22C,613	2. Base Finish: All core paint finishes are available	For 30"D C-Leg bases only, a stiffener is recommended on worksurfaces that are 72" or wider.
TB Tone Base		Base comes with worksurface mounting hardware.
C C-Leg		Privacy screens can only be specified with glides.
P Pin-Set		22"D C-Leg bases support rectangular tops up to 24"D. 28"D C-Leg bases support rectangular tops up to 30"D. 28"D T-Leg bases support rectangular tops up to 36"D centered over feet. 16"D C-Leg Corner bases support 48", 54" 60" W corner tops up to 30"D as well as 48" x 66", 72", 84"W extended corner tops up to 30"D.
A Adjustable Width		
M Medium		
22 Depth		
C Casters		
613 Silver Finish		

Fixed Height Fixed Width Base

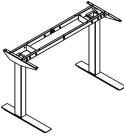
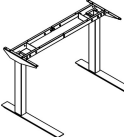
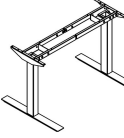
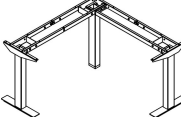
Tone Height Adjustable Tables

description	type	w*	w	d	pattern no.	list price
 24" Deep C-Leg Bases	For use with 42"W, 24"D C-Leg Top	42"	35"	22"	TBCFF3522()	\$1,229.
	For use with 48"W, 24"D C-Leg Top	48"	41"	22"	TBCFF4122()	1,229.
	For use with 54"W, 24"D C-Leg Top	54"	47"	22"	TBCFF4722()	1,229.
	For use with 60"W, 24"D C-Leg Top	60"	53"	22"	TBCFF5322()	1,229.
	For use with 66"W, 24"D C-Leg Top	66"	59"	22"	TBCFF5922()	1,252.
	For use with 72"W, 24"D C-Leg Top	72"	65"	22"	TBCFF6522()	1,252.
	For use with 78"W, 24"D C-Leg Top	78"	71"	22"	TBCFF7122()	1,252.
 30" Deep C-Leg Bases	For use with 42"W, 30"D C-Leg Top	42"	35"	28"	TBCFF3528()	1,275.
	For use with 48"W, 30"D C-Leg Top	48"	41"	28"	TBCFF4128()	1,275.
	For use with 54"W, 30"D C-Leg Top	54"	47"	28"	TBCFF4728()	1,275.
	For use with 60"W, 30"D C-Leg Top	60"	53"	28"	TBCFF5328()	1,275.
	For use with 66"W, 30"D C-Leg Top	66"	59"	28"	TBCFF5928()	1,298.
	For use with 72"W, 30"D C-Leg Top	72"	65"	28"	TBCFF6528()	1,298.
	For use with 78"W, 30"D C-Leg Top	78"	71"	28"	TBCFF7128()	1,298.
 30" Deep T-Leg Bases	For use with 48"W, 30" or 36"D T-Leg Top	48"	41"	28"	TBTFF4128()	1,275.
	For use with 54"W, 30" or 36"D T-Leg Top	54"	47"	28"	TBTFF4728()	1,275.
	For use with 60"W, 30" or 36"D T-Leg Top	60"	53"	28"	TBTFF5328()	1,275.
	For use with 66"W, 30" or 36"D T-Leg Top	66"	59"	28"	TBTFF5928()	1,298.
	For use with 72"W, 30" or 36"D T-Leg Top	72"	65"	28"	TBTFF6528()	1,298.
 C-Leg Corner Base	For use with 48"W Corner C-Leg Top	48"	44"	16"	TBKFF444416()	1,785.

Order Code	Specification Information	Application Notes
C-Leg and T-Leg Bases		
<i>Example:</i> TBCFF4722G,613		
TB	Tone Base	Bases are designed for use with corresponding worksurfaces to create freestanding tables. Worksurfaces must be specified separately.
C	C-Leg	
F	Fixed	For 30"D C-leg bases only, a stiffener strap is recommended on worksurfaces that are 72" or wider.
F	Fixed Width	
47	Width	Base comes with worksurface mounting hardware.
22	Depth	
G	Glides	Privacy screens can only be specified with glides.
613	Silver Finish	
		22"D C-Leg bases support rectangular tops up to 24"D. 28"D C-Leg bases support rectangular tops up to 30"D. 28"D T-Leg bases support rectangular tops up to 36"D centered over feet. 16"D Corner bases support 48" x 48" corner tops up to 30"D.

Fixed Height Adjustable Width Base

Tone Height Adjustable Tables

description	type	w*	d	pattern no.	list price
 24" Deep C-Leg Bases	Small - For use with 30" - 54" wide tops	29 1/2" - 45 1/4"	22"	TBCFAS22()	\$1,298.
	Medium - For use with 42" - 78" wide tops	41 1/2" - 69 1/4"	22"	TBCFAM22()	1,321.
	Large - For use with 66" - 96" wide tops	61 1/2" - 89 1/4"	22"	TBCFAL22()	1,344.
 30" Deep C-Leg Bases	Small - For use with 30" - 54" wide tops	29 1/2" - 45 1/4"	28"	TBCFAS28()	1,368.
	Medium - For use with 42" - 78" wide tops	41 1/2" - 69 1/4"	28"	TBCFAM28()	1,391.
	Large - For use with 66" - 96" wide tops	61 1/2" - 89 1/4"	28"	TBCFAL28()	1,414.
 30" Deep T-Leg Bases	Small - For use with 30" - 54" wide tops	29 1/2" - 45 1/4"	28"	TBTBAS28()	1,368.
	Medium - For use with 42" - 78" wide tops	41 1/2" - 69 1/4"	28"	TBTBAM28()	1,391.
	Large - For use with 66" - 96" wide tops	61 1/2" - 89 1/4"	28"	TBTBAL28()	1,414.
 C-Leg Corner Bases	For use with 48", 54", 60" corner or rectangular tops and 48" x 66", 72", 84" extended corner or rectangular tops	43 1/4" - 70 3/4"	16"	TBKFAM16()	1,924.

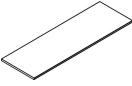
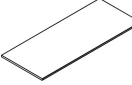
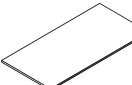
Order Code	Specification Information	Application Notes
C-Leg and T-Leg Bases <i>Example:</i> TBCFAM22C,613 TB Tone Base C C-Leg F Fixed A Adjustable Width M Medium 22 Depth C Casters 613 Silver Finish	<ol style="list-style-type: none"> Glides or Casters: Add a "C" Suffix to the pattern number to specify Glides. Or add a "C" to specify Casters. Add \$69 list for casters. Base Finish: All core paint finishes are available 	<p>Bases are designed for use with corresponding worksurfaces to create freestanding tables. Worksurfaces must be specified separately.</p> <p>For 30"D C-leg bases only, a stiffener strap is recommended on worksurfaces that are 72" or wider.</p> <p>Base comes with worksurface mounting hardware.</p> <p>Privacy screens can only be specified with glides.</p> <p>22"D C-Leg bases support rectangular tops up to 24"D. 28"D C-Leg bases support rectangular tops up to 30"D. 28"D T-Leg bases support rectangular tops up to 36"D centered over feet. 16"D C-Leg Corner bases support 48", 54" 60" W corner tops up to 30"D as well as 48" x 66", 72", 84"W extended corner tops up to 30"D.</p> <p>Note that 30", 69", 84", 90", 96" undersized tops are not part of the standard scope for Tone.</p>

Antenna Workspaces Worksurfaces

C-Leg and T-Leg Tables

24", 30" and 36" Deep Rectangular

Tone Height Adjustable Tables

description	type	w*	w	d	h	pattern no.	L	V1	V2	V3
Antenna C-Leg Tops, 24" Deep 	For use with 24"D C-Leg Base	42"	39"	24"	1 1/4"	TTYR3924()	\$272.	\$503.	\$579.	\$780.
		48"	45"	24"	1 1/4"	TTYR4524()	304.	525.	604.	817.
		54"	51"	24"	1 1/4"	TTYR5124()	330.	560.	645.	871.
		60"	57"	24"	1 1/4"	TTYR5724()	355.	596.	686.	927.
		66"	63"	24"	1 1/4"	TTYR6324()	384.	621.	714.	963.
		72"	69"	24"	1 1/4"	TTYR6924()	400.	644.	742.	1,000.
		78"	69"	24"	1 1/4"	TTYR7524()	431.	674.	776.	1,048.
Antenna C-Leg and T-Leg Tops, 30" Deep 	For use with 30"D C-Leg Base	42"	39"	30"	1 1/4"	TTYR3930()	321.	550.	632.	853.
	For use with 30"D C-Leg or T-Leg Bases	48"	45"	30"	1 1/4"	TTYR4530()	355.	591.	680.	917.
		54"	51"	30"	1 1/4"	TTYR5130()	404.	626.	720.	972.
		60"	57"	30"	1 1/4"	TTYR5730()	444.	662.	760.	1,027.
		66"	63"	30"	1 1/4"	TTYR6330()	495.	674.	776.	1,048.
		72"	69"	30"	1 1/4"	TTYR6930()	513.	697.	802.	1,083.
		78"	75"	30"	1 1/4"	TTYR7530()	549.	736.	835.	1,129.
Antenna T-Leg Tops, 36" Deep 	For use with 30"D T-Leg Base	48"	45"	36"	1 1/4"	TTYR4536()	389.	638.	734.	990.
		54"	51"	36"	1 1/4"	TTYR5136()	442.	674.	776.	1,048.
		60"	57"	36"	1 1/4"	TTYR5736()	489.	710.	816.	1,101.
		66"	63"	36"	1 1/4"	TTYR6336()	544.	745.	856.	1,155.
		72"	69"	36"	1 1/4"	TTYR6936()	564.	780.	897.	1,212.
		78"	75"	36"	1 1/4"	TTYR7536()	602.	816.	938.	1,266.

* Nominal Width

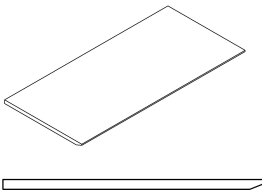
Order Code	Application Notes	Options
<i>Example:</i> TTYR5724L118118		
TT Tone Top	Worksurfaces on this page are designed for use with fixed and height adjustable C-Leg and T-Leg bases to create freestanding tables.	Top finish Options: Add an (L) for laminate or (V) for veneer suffix to pattern number.
Y Antenna		
R Rectangular	24", 30" and 36" rectangular worksurfaces are for use with corresponding depth fixed and height adjustable C-Leg bases and T-Leg bases.	
57 Width		
24 Depth	Worksurfaces are pre-drilled with pilot holes for use with wood screws.	
L Laminate		
118 Bright White Laminate	Actual worksurfaces are undersized by 1 1/2" on each side edge.	
118 Bright White Edge		

AutoStrada Worksurfaces

C-Leg and T-Leg Tables

24", 30" and 36" Deep Rectangular



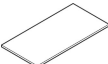
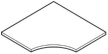
Tone Height Adjustable Tables

description	type	w*	w	d*	d	h	pattern no.	L	V1	V2	V3
	For use with 24"D C-Leg Base	42"	40"	24	23"	1 1/4"	TTAR4023()N	\$439.	\$629.	\$722.	\$939.
		48"	46"	24	23"	1 1/4"	TTAR4623()N	452.	674.	774.	1,006.
		54"	52"	24	23"	1 1/4"	TTAR5223()N	532.	720.	829.	1,078.
		60"	58"	24	23"	1 1/4"	TTAR5823()N	585.	771.	886.	1,150.
		66"	64"	24	23"	1 1/4"	TTAR6423()N	602.	800.	915.	1,191.
		72"	70"	24	23"	1 1/4"	TTAR7023()N	617.	833.	960.	1,248.
		78"	76"	24	23"	1 1/4"	TTAR7623()N	638.	872.	1,006.	1,308.
AutoStrada C-Leg/T-Leg Tops, 30" Deep	For use with 30"D C-Leg Base	42"	40"	30"	29"	1 1/4"	TTAR4029()N	485.	710.	816.	1,061.
	For use with 30"D C-Leg or T-Leg Base	48"	46"	30"	29"	1 1/4"	TTAR4629()N	537.	759.	875.	1,140.
		54"	52"	30"	29"	1 1/4"	TTAR5229()N	550.	821.	944.	1,228.
		60"	58"	30"	29"	1 1/4"	TTAR5829()N	614.	852.	978.	1,271.
		66"	64"	30"	29"	1 1/4"	TTAR6429()N	628.	871.	1,001.	1,302.
		72"	70"	30"	29"	1 1/4"	TTAR7029()N	648.	894.	1,027.	1,335.
		78"	76"	30"	29"	1 1/4"	TTAR7629()N	668.	934.	1,077.	1,397.
AutoStrada T-Leg Tops, 36" Deep	For use with 30"D T-Leg Base	48"	46"	36"	35"	1 1/4"	TTAR4635()N	589.	996.	1,129.	1,429.
		54"	52"	36"	35"	1 1/4"	TTAR5235()N	667.	1,088.	1,216.	1,538.
		60"	58"	36"	35"	1 1/4"	TTAR5835()N	691.	1,081.	1,222.	1,542.
		66"	64"	36"	35"	1 1/4"	TTAR6435()N	729.	1,092.	1,234.	1,565.
		72"	70"	36"	35"	1 1/4"	TTAR7035()N	738.	1,117.	1,267.	1,603.
		78"	76"	36"	35"	1 1/4"	TTAR7635()N	770.	1,141.	1,294.	1,640.

* Nominal

Order Code	Application Notes	Options
<i>Example:</i> TTAR4623()N118		
TT Tone Top	Worksurfaces on this page are designed for use with fixed and height adjustable C-Leg and T-Leg bases to create freestanding tables.	Worksurfaces are pre-drilled with pilot holes for use with wood screws.
A AutoStrada		
R Rectangular	23", 29" and 35" rectangular worksurfaces are for use with corresponding depth fixed and height adjustable C-Leg bases and T-Leg bases.	Actual worksurfaces are undersized by 1" on each side edge and by 1" on the back edge.
46 Width		
23 Depth	23" and 29" worksurfaces are user edge tapered. 35" worksurfaces are user and approach edges tapered.	Top finish Options: Add an (L) for laminate or (V) for veneer suffix to pattern number.
L Laminate		
N No Grommet		
118 Bright White Laminate		

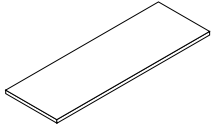
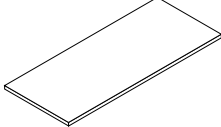
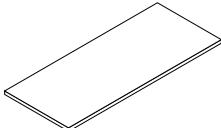
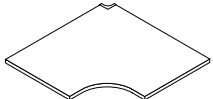
*C-Leg and T-Leg Tables**24", 30" and 36" Deep Rectangular and Curvilinear Corners*

description	type	w*	w	d*	d	h	pattern no.	Laminate w/ ABS edge	Laminate w/ woodgrain edge	Techwood w/ Techwood edge
Dividends Horizon C-Leg Tops, 24" Deep 	For use with 24"D C-Leg Base	42"	40"	24"	23"	1 1/4"	TTDR4023N	\$274.	\$299.	\$524.
		48"	46"	24"	23"	1 1/4"	TTDR4623N	304.	337.	549.
		54"	52"	24"	23"	1 1/4"	TTDR5223N	332.	365.	578.
		60"	58"	24"	23"	1 1/4"	TTDR5823N	360.	393.	607.
		66"	64"	24"	23"	1 1/4"	TTDR6423N	385.	424.	632.
		72"	70"	24"	23"	1 1/4"	TTDR7023N	403.	445.	661.
		78"	76"	24"	23"	1 1/4"	TTDR7623N	433.	475.	692.
Dividends Horizon C-Leg/T-Leg Tops, 30" Deep 	For use with 30"D C-Leg Base	42"	40"	30"	29"	1 1/4"	TTDR4029N	323.	353.	569.
	For use with 30"D C-Leg or T-Leg Base	48"	46"	30"	29"	1 1/4"	TTDR4629N	360.	393.	605.
		54"	52"	30"	29"	1 1/4"	TTDR5229N	407.	446.	630.
		60"	58"	30"	29"	1 1/4"	TTDR5829N	447.	492.	658.
		66"	64"	30"	29"	1 1/4"	TTDR6429N	496.	547.	683.
		72"	70"	30"	29"	1 1/4"	TTDR7029N	517.	566.	708.
		78"	76"	30"	29"	1 1/4"	TTDR7629N	551.	610.	742.
Dividends Horizon T-Leg Tops, 36" Deep 	For use with 30"D T-Leg Base	48"	46"	36"	35"	1 1/4"	TTDR4635N	470.	504.	718.
		54"	52"	36"	35"	1 1/4"	TTDR5235N	519.	558.	743.
		60"	58"	36"	35"	1 1/4"	TTDR5835N	572.	628.	780.
		66"	64"	36"	35"	1 1/4"	TTDR6435N	631.	697.	807.
		72"	70"	36"	35"	1 1/4"	TTDR7035N	697.	768.	837.
		78"	76"	36"	35"	1 1/4"	TTDR7635N	742.	789.	843.
Dividends Horizon C-Leg Tops, 24" or 30" Deep 	For use with C-Leg Corner Base	48"	46"	24"	23"	1 1/4"	TTDK464623N	632.	700.	1,208.
		48"	46"	30"	29"	1 1/4"	TTDK464629N	683.	752.	1,223.

* Nominal

Order Code	Application Notes	Options
<i>Example:</i> TTDR4029NL118		
TT Tone Top	Worksurfaces on this page are designed for use with fixed and height adjustable C-Leg, T-Leg and corner bases to create freestanding tables.	Top Finish Options: Laminate with ABS edge Laminate with woodgrain edge Techwood with techwood edge
D Dividends Horizon		
R Rectangular	23", 29" and 35" rectangular worksurfaces are for use with corresponding depth fixed and height adjustable C-Leg bases and T-Leg bases.	Note: When woodgrain laminates are specified on corner worksurfaces a grain direction option must be specified. (L) = Left (R) = Right (D) = Diagonal (Add \$26 to list price)
40 Width		
29 Depth	48" x 48" curvilinear corner worksurfaces are for use with 16"D 3-legged fixed and height adjustable corner bases.	Note: Techwood corner worksurfaces have a diagonal grain direction. See grain direction page for more information.
N No Grommet		
118 Bright White Laminate	Worksurfaces are pre-drilled with pilot holes for use with wood screws.	
118 Bright White Laminate		
	Actual worksurfaces are undersized by 1" on each side edge and by 1" on the back edge.	

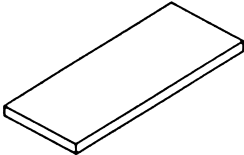
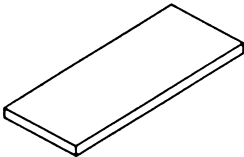
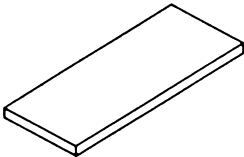
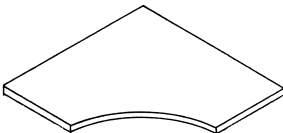
*C-Leg and T-Leg Tables**24", 30" and 36" Deep Rectangular and Curvilinear Corners*

description	type	w*	w	d*	d	h	pattern no.	L	V1	V2
	For use with 24"D C-Leg Base	42"	40"	24"	23"	1 1/4"	TTMR4023()	\$373.	\$623.	\$928.
		48"	46"	24"	23"	1 1/4"	TTMR4623()	409.	674.	1,058.
		54"	52"	24"	23"	1 1/4"	TTMR5223()	449.	757.	1,157.
		60"	58"	24"	23"	1 1/4"	TTMR5823()	484.	794.	1,216.
		66"	64"	24"	23"	1 1/4"	TTMR6423()	524.	877.	1,345.
		72"	70"	24"	23"	1 1/4"	TTMR7023()	561.	935.	1,473.
		78"	76"	24"	23"	1 1/4"	TTMR7623()	597.	964.	1,537.
	For use with 30"D C-Leg Base	42"	40"	30"	29"	1 1/4"	TTMR4029()	427.	696.	1,072.
	For use with 30"D C-Leg or T-Leg Base	48"	46"	30"	29"	1 1/4"	TTMR4629()	467.	754.	1,155.
		54"	52"	30"	29"	1 1/4"	TTMR5229()	502.	837.	1,259.
		60"	58"	30"	29"	1 1/4"	TTMR5829()	541.	895.	1,365.
		66"	64"	30"	29"	1 1/4"	TTMR6429()	577.	951.	1,488.
		72"	70"	30"	29"	1 1/4"	TTMR7029()	633.	1,030.	1,590.
		78"	76"	30"	29"	1 1/4"	TTMR7629()	672.	1,083.	1,673.
	For use with 30"D T-Leg Base	48"	46"	36"	35"	1 1/4"	TTMR4635()	524.	834.	1,252.
		54"	52"	36"	35"	1 1/4"	TTMR5235()	555.	919.	1,362.
		60"	58"	36"	35"	1 1/4"	TTMR5835()	598.	998.	1,513.
		66"	64"	36"	35"	1 1/4"	TTMR6435()	626.	1,027.	1,631.
		72"	70"	36"	35"	1 1/4"	TTMR7035()	704.	1,124.	1,705.
	For use with C-Leg Corner Base	48"	46"	24"	23"	1 1/4"	TTMK464623()	967.	1,317.	1,935.
		48"	46"	30"	29"	1 1/4"	TTMK464629()	967.	1,317.	1,935.

* Nominal

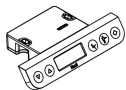
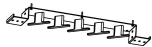


Order Code	Application Notes		Options	
<i>Example:</i> TTMR4635L118				
TT	Tone Top	Worksurfaces on this page are designed for use with fixed and height adjustable C-Leg, T-Leg and corner bases to create freestanding tables.	Worksurfaces are pre-drilled with pilot holes for use with wood screws.	Top finish Options: Add an (L) for laminate or (V) for veneer suffix to pattern number.
M	Morrison			
R	Rectangular			
46	Width			
35	Depth			
L	Laminate	23", 29" and 35" rectangular worksurfaces are for use with corresponding depth fixed and height adjustable C-Leg bases and T-Leg bases.		
118	Bright White Laminate			
		48" x 48" curvilinear corner worksurfaces are for use with 16"D 3-legged fixed and height adjustable corner bases.		

*C-Leg and T-Leg Tables**24", 30" and 36" Deep Rectangular and Curvilinear Corners*

description	type	w*	w	d*	d	h	pattern no.	L	V1	V2	V3					
	Reff Profiles C-Leg Tops, 24" Deep	For use with 24"D C-Leg Base					42"	40"	24"	23"	1 ¼"	TTRR4023N	\$435.	\$482.	\$555.	\$747.
							48"	46"	24"	23"	1 ¼"	TTRR4623N	461.	519.	595.	802.
							54"	52"	24"	23"	1 ¼"	TTRR5223N	492.	551.	636.	857.
							60"	58"	24"	23"	1 ¼"	TTRR5823N	533.	490.	678.	917.
							66"	64"	24"	23"	1 ¼"	TTRR6423N	545.	610.	703.	948.
							72"	70"	24"	23"	1 ¼"	TTRR7023N	574.	638.	736.	993.
							78"	76"	24"	23"	1 ¼"	TTRR7623N	598.	667.	772.	1,039.
	Reff Profiles C-Leg/T-Leg Tops, 30" Deep	For use with 30"D C-Leg Base					42"	40"	30"	29"	1 ¼"	TTRR4029N	489.	545.	629.	850.
		For use with 30"D C-Leg or T-Leg Base					48"	46"	30"	29"	1 ¼"	TTRR4629N	524.	583.	668.	904.
							54"	52"	30"	29"	1 ¼"	TTRR5229N	566.	631.	722.	975.
							60"	58"	30"	29"	1 ¼"	TTRR5829N	587.	651.	749.	1,013.
							66"	64"	30"	29"	1 ¼"	TTRR6429N	597.	666.	771.	1,038.
							72"	70"	30"	29"	1 ¼"	TTRR7029N	615.	684.	784.	1,059.
							78"	76"	30"	29"	1 ¼"	TTRR7629N	643.	715.	823.	1,110.
	Reff Profiles T-Leg Tops, 36" Deep	For use with 30"D T-Leg Base					48"	46"	36"	35"	1 ¼"	TTRR4635N	592.	662.	762.	1,023.
							54"	52"	36"	35"	1 ¼"	TTRR5235N	646.	721.	825.	1,110.
							60"	58"	36"	35"	1 ¼"	TTRR5835N	675.	752.	863.	1,165.
							66"	64"	36"	35"	1 ¼"	TTRR6435N	699.	778.	898.	1,211.
							72"	70"	36"	35"	1 ¼"	TTRR7035N	723.	806.	927.	1,252.
							78"	76"	36"	35"	1 ¼"	TTRR7635N	748.	834.	959.	1,296.
	Reff Profiles C-Leg Tops, 24" or 30" Deep	For use with C-Leg Corner Base					48"	46"	24"	23"	1 ¼"	TTRK464623N	995.	1,144.	1,312.	1,770.
							48"	46"	30"	29"	1 ¼"	TTRK464629N	1,114.	1,280.	1,468.	1,978.

* Nominal

Order Code	Application Notes	Options
<i>Example:</i> TTRR5229NL118		
TT Tone Top	Worksurfaces on this page are designed for use with fixed and height adjustable C-Leg, T-Leg and corner bases to create freestanding tables.	Worksurfaces are pre-drilled with pilot holes for use with wood screws.
R Reff Profiles		Actual worksurfaces are undersized by 1" on each side edge and by 1" on the back edge.
R Rectangular		Top finish Options: Add an (L) for laminate or (V) for veneer suffix to pattern number.
52 Width	23", 29" and 35" rectangular worksurfaces are for use with corresponding depth fixed and height adjustable C-Leg bases and T-Leg bases.	
29 Depth		
N No Grommet		
L Laminate		
118 Bright White Laminate	48"x48" curvilinear corner worksurfaces are for use with 16"D 3-legged fixed and height adjustable corner bases.	

description	type	w	d	h	pattern no.	list
Digital Control Switch 	For Tone Standard Electric and Extended Electric				TB2DPD	\$337.
Cleat Plate 	For Tone Height Adjustable Table	25"	3 3/4"	2 1/4"	TBCP	119.
Z-Manager 	For Tone Extended Electric Height Range				TBZEX	189.
	For Tone Standrd Electric Height Range				TBZES	184.
Casters 	Kit of 4, all locking	2"	1.5"	1.6"	TBCAS	69.

Order Code

Digital Control Switch

Example: **TBCP****TB** Tone Base**CP** Cleat Plate

Specification Information

1. Digital Control Switch ships with wood screws, and 31.5" power cord.

2. Z-Manager must be specified for either Tone Standard Electric or Tone Extended Electric.

Application Notes

1. Digital Control Switch is not handed.

2. Cleat Plate mounts between the crossbars of Tone. Can also mount in front of or behind the crossbars.

3. Z-Manager for Tone Standard Electric and Extended Electric Tone are installed from the underside of the worksurface to the underside of the foot on either side of the leg.

Alpha-Numeric Index

<i>pattern no.</i>	<i>page</i>	<i>pattern no.</i>	<i>page</i>	<i>pattern no.</i>	<i>page</i>	<i>pattern no.</i>	<i>page</i>
TB2DPD	23	TBCFF7128	16	TBCPF7128	14	TTAR4023	19
TBCAS	23	TBCHAL22	11	TBKEAM16	7	TTAR4029	19
TBCEAL22	7	TBCHAL28	11	TBKEF444416	6	TTAR4623	19
TBCEAL28	7	TBCHAM22	11	TBKEXAM16	9	TTAR4629	19
TBCEAM22	7	TBCHAM28	11	TBKEXF444416	8	TTAR4635	19
TBCEAM28	7	TBCHAS22	11	TBKFAM16	17	TTAR5223	19
TBCEAS22	7	TBCHAS28	11	TBKFF444416	16	TTAR5229	19
TBCEAS28	7	TBCHF3522	10	TBKPM16	15	TTAR5235	19
TBCEF3522	6	TBCHF3528	10	TBKPF444416	14	TTAR5823	19
TBCEF3528	6	TBCHF4122	10	TBTEAL28	7	TTAR5829	19
TBCEF4122	6	TBCHF4128	10	TBTEAM28	7	TTAR5835	19
TBCEF4128	6	TBCHF4722	10	TBTEAS28	7	TTAR6423	19
TBCEF4722	6	TBCHF4728	10	TBTEF4128	6	TTAR6429	19
TBCEF4728	6	TBCHF5322	10	TBTEF4728	6	TTAR6435	19
TBCEF5322	6	TBCHF5328	10	TBTEF5328	6	TTAR7023	19
TBCEF5328	6	TBCHF5922	10	TBTEF5928	6	TTAR7029	19
TBCEF5922	6	TBCHF5928	10	TBTEF6528	6	TTAR7035	19
TBCEF5928	6	TBCHF6522	10	TBTEF7128	6	TTAR7623	19
TBCEF6522	6	TBCHF6528	10	TBTEXAL28	9	TTAR7629	19
TBCEF6528	6	TBCHF7122	10	TBTEXAM28	9	TTAR7635	19
TBCEF7122	6	TBCHF7128	10	TBTEXAS28	9	TTDK464623N	20
TBCEF7128	6	TBCHXAL22	13	TBTEXF4128	8	TTDK464629N	20
TBCEXAL22	9	TBCHXAL28	13	TBTXF4728	8	TTDR4023N	20
TBCEXAL28	9	TBCHXAM22	13	TBTXF5328	8	TTDR4029N	20
TBCEXAM22	9	TBCHXAM28	13	TBTXF5928	8	TTDR4623N	20
TBCEXAM28	9	TBCHXAS22	13	TBTXF6528	8	TTDR4629N	20
TBCEXAS22	9	TBCHXAS28	13	TBTXF7128	8	TTDR4635N	20
TBCEXAS28	9	TBCHXF3522	12	TBTFAI28	17	TTDR5223N	20
TBCEXF3522	8	TBCHXF3528	12	TBTFAM28	17	TTDR5229N	20
TBCEXF3528	8	TBCHXF4122	12	TBTFAS28	17	TTDR5235N	20
TBCEXF4122	8	TBCHXF4128	12	TBTFF4128	16	TTDR5823N	20
TBCEXF4128	8	TBCHXF4722	12	TBTFF4728	16	TTDR5829N	20
TBCEXF4722	8	TBCHXF4728	12	TBTFF5328	16	TTDR5835N	20
TBCEXF4728	8	TBCHXF5322	12	TBTFF5928	16	TTDR6423N	20
TBCEXF5322	8	TBCHXF5328	12	TBTFF6528	16	TTDR6429N	20
TBCEXF5328	8	TBCHXF5922	12	TBTHAL28	11	TTDR6435N	20
TBCEXF5922	8	TBCHXF5928	12	TBTHAM28	11	TTDR7023N	20
TBCEXF5928	8	TBCHXF6522	12	TBTHAS28	11	TTDR7029N	20
TBCEXF6522	8	TBCHXF6528	12	TBTHF4128	10	TTDR7035N	20
TBCEXF6528	8	TBCHXF7122	12	TBTHF4728	10	TTDR7623N	20
TBCEXF7122	8	TBCHXF7128	12	TBTHF5328	10	TTDR7629N	20
TBCEXF7128	8	TBCP	23	TBTHF5928	10	TTDR7635N	20
TBCFAL22	17	TBCPAL22	15	TBTHF6528	10	TTMK464623	21
TBCFAL28	17	TBCPAL28	15	TBTHXAL28	13	TTMK464629	21
TBCFAM22	17	TBCPAM22	15	TBTHXAM28	13	TTMR4023	21
TBCFAM28	17	TBCPAM28	15	TBTHXAS28	13	TTMR4029	21
TBCFAS22	17	TBCPAS22	15	TBTHXF4128	12	TTMR4623	21
TBCFAS28	17	TBCPAS28	15	TBTHXF4728	12	TTMR4629	21
TBCFF3522	16	TBCPF3522	14	TBTHXF5328	12	TTMR4635	21
TBCFF3528	16	TBCPF3528	14	TBTHXF5928	12	TTMR5223	21
TBCFF4122	16	TBCPF4122	14	TBTHXF6528	12	TTMR5229	21
TBCFF4128	16	TBCPF4128	14	TBTPAL28	15	TTMR5235	21
TBCFF4722	16	TBCPF4722	14	TBTAM28	15	TTMR5823	21
TBCFF4728	16	TBCPF4728	14	TBTAS28	15	TTMR5829	21
TBCFF5322	16	TBCPF5322	14	TBTPF4128	14	TTMR5835	21
TBCFF5328	16	TBCPF5328	14	TBTPF4728	14	TTMR6423	21
TBCFF5922	16	TBCPF5922	14	TBTPF5328	14	TTMR6429	21
TBCFF5928	16	TBCPF5928	14	TBTPF5928	14	TTMR6435	21
TBCFF6522	16	TBCPF6522	14	TBTPF6528	14	TTMR7023	21
TBCFF6528	16	TBCPF6528	14	TBZES	23	TTMR7029	21
TBCFF7122	16	TBCPF7122	14	TBZEX	23	TTMR7035	21

<i>pattern no.</i>	<i>page</i>
TTMR7623	21
TTMR7629	21
TTRK464623N	22
TTRK464629N	22
TTRR4023N	22
TTRR4029N	22
TTRR4623N	22
TTRR4629N	22
TTRR4635N	22
TTRR5223N	22
TTRR5229N	22
TTRR5235N	22
TTRR5823N	22
TTRR5829N	22
TTRR5835N	22
TTRR6423N	22
TTRR6429N	22
TTRR6435N	22
TTRR7023N	22
TTRR7029N	22
TTRR7035N	22
TTRR7623N	22
TTRR7629N	22
TTRR7635N	22
TTYR3924	18
TTYR3930	18
TTYR4524	18
TTYR4530	18
TTYR4536	18
TTYR5124	18
TTYR5130	18
TTYR5136	18
TTYR5724	18
TTYR5730	18
TTYR5736	18
TTYR6324	18
TTYR6330	18
TTYR6336	18
TTYR6924	18
TTYR6930	18
TTYR6936	18
TTYR7524	18
TTYR7530	18
TTYR7536	18

Selling Policy

Terms & Conditions of Sales	<p>This Selling Policy supercedes all previous selling policies. Prices, discounts and product offerings are subject to change without notice.</p> <p>Sales by Knoll, Inc. or Knoll North America Corp. ("Seller") of Knoll Product Lines (hereinafter "Products") within the United States and Canada are made only on the terms which are contained in this Selling Policy. Seller hereby gives notice of its objection to any different or additional terms and conditions. This sale is expressly conditional upon Purchaser's assent to the terms and conditions set forth below. Additional terms and conditions may apply to KnollStudio and KnollTextiles orders. These terms and conditions may be modified or supplemented only by a written document signed by an authorized representative of Seller. These terms and conditions supercede any prior and/or contemporaneous agreements or correspondence between Purchaser and Seller. Written quotations expire thirty (30) days from the date of issuance and can be withdrawn by written notice anytime during that period. Where Purchaser and Seller have entered into the Knoll Electronic Terms and Conditions, all orders, acknowledgements, invoices and other business communications placed or transmitted in accordance with the Knoll Electronic Terms and Conditions shall be deemed to be in writing and signed and shall be valid for all purposes as if they were originated and maintained in documentary form.</p>
Ordering Information	All orders must be in writing. The product pattern number(s) contained on Seller's order acknowledgement shall be the final expression of the order.
Order Confirmation	A purchase order is not binding on Seller until Purchaser has received Seller's order confirmation or acknowledgment.
Pricing Policies	List prices are subject to change without notice.
Taxes	<p>List prices shall be those prices in effect on the date of receipt of a complete purchase order unless shipment is requested more than ninety (90) days after order entry in which case prices in effect on the date of shipment apply. List prices include specified freight costs. Unless specified in writing by Seller, no other charges are included in Seller's list prices.</p> <p>All sales, use, excise and other taxes applicable to the sale of the Products shall be paid by Purchaser. If Purchaser claims an exemption from any tax, Purchaser shall submit to Seller the appropriate exemption certificates.</p>
Terms of Payment	<p>Payment for one hundred percent (100%) of the net order amount is due within thirty (30) days of the date of invoice, which is generally issued upon shipment. In case of any discrepancies, such as shortages, and Seller is notified in writing within ten (10) days of receipt of Product, only that portion may be deducted and the balance paid. For orders greater than \$100,000 net, a fifty percent (50%) deposit is due at the time of order placement, with the remainder due within thirty (30) days of the date of invoice.</p> <p>KnollStudio orders less than \$2,000 require payment for one hundred percent (100%) of the net order amount (including any applicable sales tax and charges for inside delivery, special packaging, etc.), due at time of order placement. For KnollStudio orders greater than \$2,000, a one-half (50%) deposit is due at time of order placement with the remainder (including any applicable sales tax and charges for inside delivery, special packaging, etc.) due prior to shipment.</p> <p>If, in the judgment of Seller, Purchaser's financial condition does not justify the terms of the payment, Seller may require full or partial payment in advance.</p> <p>Past due accounts shall be charged one and one-half percent (1.5%) per month, or the highest rate permitted by law, whichever is less, and will be added to the outstanding balance. In the event Purchaser defaults on payment, Purchaser shall be liable for all collection costs, including reasonable attorney's fees and costs.</p>
Changes and Cancellation	Purchase orders may not be changed or cancelled, in whole or in part, without prior written consent of Seller. Changes may effect delivery dates. Expenses incurred because of changes shall be charged to Purchaser. In the event of cancellations, Purchaser will be liable for reasonable cancellation charges established by Seller. Orders for special Product, orders including "COM" (hereinafter defined) material and orders pursuant to expedited delivery programs, may not be canceled.
Freight Prepaid	Freight is prepaid and included in the price of all Products, except KnollTextiles, within the 48 contiguous United States for orders placed with Knoll, Inc. and within Canada, excluding the Yukon, Northwest Territories, Nunavut and Newfoundland for orders placed with Knoll North America Corp. Packing is tested for rigorous motion and transportation but is not guaranteed to protect furniture from all conditions. If special packaging is required for any reason, please consult with your sales representative or dealer. Seller shall select the method of shipment and routing. Freight for all KnollTextiles orders is prepaid and added to the invoice.
Delivery/Freight Charges	<p>Shipments outside the contiguous 48 United States and Canada shall be shipped F.O.B. Origin.</p> <p>For shipments outside the contiguous United States and Canada, Purchaser is responsible for the cost of freight from point of embarkation, including any handling and transportation charges incidental to loading at the point of departure and unloading at the final destination.</p> <p>Conditions beyond the control of Seller, including weather, available facilities and traffic conditions, may affect exact time of delivery. Seller shall not be responsible for specific carrier delivery date or time unless it has made a specific delivery commitment, in writing.</p> <p>Nonstandard methods of shipment and/or additional services are available upon request. Purchaser will be billed for the differential cost of any special services in excess of standard surface carrier freight costs. Premium charges, at Purchaser's request, will be added for airfreight, exclusive use of vehicle and extra, export or special packaging. Accessorial charges will be added for inside delivery, extra labor, reconsignment and redelivery.</p> <p>Partial shipments may be made and invoiced by Seller.</p>
Claims	All shipments for Knoll Products within the contiguous United States and Canada are F.O.B. Origin. All risk of loss passes to Purchaser at time of delivery to carrier. Purchaser shall inspect all Products upon receipt and notify Seller within ten (10) working days after receipt of any damage or defects which are, or should be, apparent from an inspection of the Product and its packaging. Failure of Purchaser to notify Seller during the ten (10) working day period shall constitute acceptance of the Products and waiver of any apparent defects, errors or shortages. For all claims relating to Product damaged in transit or for any other claims relating to or arising out of the transportation of the Product, Purchaser must seek recovery from the carrier and Seller has no liability to Purchaser for such claims. Seller may, upon request, assist Purchaser with filing of such claims with the carrier, but Seller will not be liable for any of these transportation related claims.
Seller's Security Interest	Until Seller receives the full payment for the Product, Seller shall have a security interest in the Product. Purchaser agrees to perform all acts, including but not limited to the execution and filing of documentation, which may be necessary to perfect and assure the security interest of Seller.
Returns	The return of Products without a written authorization by Seller shall not be accepted. To receive authorization for Product return, please call Customer Service. All Products that are returned pursuant to a valid authorization shall be subject to a twenty-five percent (25%) of list restocking charge. Products not currently offered for sale by Seller (including COM) shall not be authorized for return. All returned Products must be unused, in original condition and in the original Seller packing cartons. No refund or credit shall be given for damaged Products.
Held Orders/Storage	If Purchaser requests that an order be held or delayed, prices and terms and conditions in effect at the time of shipment shall apply. If Purchaser requests a delay after the time when Seller can defer production, Purchaser will be invoiced for the Product, payable in accordance with standard terms, when the order is ready for shipment. Seller may transfer the Product to storage, in which case all expenses incurred in connection with storage, including demurrage, preparation for storage, storage charges and handling shall be payable by Purchaser upon submission of invoices by Seller. Risk of loss to the Product shall pass to the Purchaser upon delivery of the Product into storage.

Selling Policy

Customer's Own Material	<p>A Purchaser who requests a fabric or other surface material not standard to Seller's line of Products ("COM") must submit samples of the requested material to Seller prior to entry of a purchaser order. Seller shall determine if the material is suitable to its manufacturing processes and meets any requirements of Underwriters Laboratories. If the COM is acceptable, Seller will then establish a price for using the COM or the Product in question. For a description of the procedures for submitting samples and testing, contact customer resources or your sales representative. Seller shall have no responsibility for the appearance, condition, performance, durability, colorfastness or any other physical attribute of the COM. Purchaser shall indemnify and hold Seller harmless for any damages, injuries or losses arising out of or related to use of the COM on the Product.</p>
Warranty	<p>Seller warrants to the original Purchaser only that the Products Seller manufactures and sells to Purchaser are free of defects in workmanship and materials, during the applicable warranty period set forth below.</p> <p>Warranty period set forth below is for 24-hour, 7 days a week, multi shift use (includes parts and labor to repair).</p> <p>Should any failure to conform with this limited warranty appear to a Product listed below during the applicable warranty period from the date of shipment, Seller shall, upon prompt written notice, repair or replace, at its option and costs, the affected part or parts.</p> <p><i>Product and Period of Warranty</i></p> <p><i>Lifetime: Antenna Workspaces, AutoStrada, Calibre, Crinion Open Table, Currents, Dividends Horizon, Morrison, Reff Profiles laminate, Series 2 Storage, Template and other non-wood components (except cascade edge worksurfaces, operational parts, controls, electrical, Lighting, Series 2 Veneer Front Storage, special or custom products, see below)</i></p> <p><i>12 Years: Chadwick, Essentials Work Chairs, Generation by Knoll, Life, Moment, MultiGeneration by Knoll, ReGeneration by Knoll, Remix, and Toboggan seating (except seating upholstery, textiles, leathers and finishes, see below).</i></p> <p><i>10 Years: Anchor Storage except digital keypad lock, Antenna Workspaces, AutoStrada, Crinion Open Table, Dividends Horizon, Dividends Horizon Satellite Surfaces, Reff Profiles, Template wood components, Series 2 Veneer Front Storage, cascade edge worksurfaces, Wood Casegoods (The Graham Collection) (except wood casegoods upholstered surfaces, see below), Reuter overheads, Reuter vertical storage, KnollExtra Sapper Monitor Arm Collection, Sapper XYZ Monitor Arm, Adjustable keyboard mechanisms and platforms, Communication Boards (except fabric board textiles, see below), Smokador collection (except leathers, see below), and Orchestra Universal Systems Accessories, k. lounge structural components.</i></p> <p><i>5 Years: Operational parts, controls, electrical, Lighting (except light ballasts, bulbs and power supply, see below), special or custom product, wood veneer products, Currents handcrank, Interaction Counterforce, KnollStudio, Spark Series seating structural elements, structural elements of all KnollStudio outdoor products including all Richard Schultz designed products, KnollExtra CPU storage and all universal storage drawers and Power Collection, Tone Tables.</i></p> <p><i>3 Years: Seating upholstery, textiles, leathers and finishes. Fabric boards textiles and Smokador Collection leathers.</i></p> <p><i>2 Years: Anchor Storage digital keypad lock, all other KnollExtra product</i></p> <p><i>1 Year: Light ballasts, bulbs and power supply, seating upholstered armpads and soft armpads, wood casegoods upholstered surfaces. KnollStudio, outdoor product finishes, k. lounge upholstery and k. lounge fabric.</i></p> <p>This warranty does not apply to:</p> <ul style="list-style-type: none">• Damage caused by a carrier other than the Seller.• Normal wear and tear or acts or omissions of parties other than Seller (including user modification, improper use or installation of Products).• COM or other third party materials applied to Products.• Products not installed by or under the auspices of a Knoll Dealer.• Dramatic temperature variations or exposure to unusual conditions.• Changes in surface finishes, including colorfastness due to aging or exposure to light.• Except as specifically noted above, textiles and upholstery supplied by <i>KnollTextiles</i> (consult current <i>KnollTextiles</i> price list for applicable warranty). <p>Natural variations occurring in wood, marble, and leather shall not be considered defects, and the Seller does not guarantee the colorfastness or matching of the colors, grains or textures, or surface hardness of such materials. The Seller also does not guarantee the colorfastness of fiberglass panel surfaces. THE EXPRESS WARRANTIES CONTAINED HEREIN ARE IN LIEU OF ALL OTHER WARRANTIES, EXPRESS OR IMPLIED, INCLUDING ANY WARRANTIES OF MERCHANTABILITY AND FITNESS FOR PARTICULAR PURPOSE AND ALL OTHER WARRANTIES ARISING FROM COURSE OF DEALING OR USAGE OF TRADE.</p> <p>The remedies provided above are the Purchaser's sole remedies for any failure of Seller to comply with its obligations regarding the workmanship of its Products. Correction of any nonconformity in the manner and for the period of time provided shall constitute complete fulfillment of all liabilities of Seller, with respect to or arising out of the Product furnished hereunder.</p>
Delay/Force Majeure	<p>Seller shall not be liable for failure to perform or for delay in performance due to fire, flood, strike or other labor difficulty, act of God, act of any governmental authority or of the Purchaser, riot, embargo, fuel or energy shortage, wrecks or delay in transportation, inability to obtain necessary labor, materials or manufacturing facilities from usual sources or failure of suppliers to meet their contractual obligations, or due to any cause beyond its reasonable control. If any such event occurs, Seller may extend delivery dates by a period of time necessary to overcome the effect of such delay, allocate available Product or cancel any purchase order.</p>
Compliance with Law	<p>PURCHASER IS SOLELY RESPONSIBLE FOR COMPLIANCE WITH ALL APPLICABLE FEDERAL, STATE AND LOCAL LAWS, ORDINANCES, REGULATIONS, RULES AND STANDARDS RELATING TO THE INSTALLATION, MAINTENANCE, USE AND OPERATION OF THE PRODUCTS.</p>
Patents	<p>Subject to the following provisions, Seller shall, at its own expense, defend or, at its option, settle any claim, suit or proceeding brought against the Purchaser, and/or its vendees, mediate and immediate, so far as based on an allegation that any Product or any part thereof furnished hereunder constitutes a direct or a contributory infringement of any claim of any patent of the United States or Canada. This obligation shall be effective only if Purchaser shall have made all payments then due hereunder and if Seller is notified promptly in writing and given authority, information and assistance for the defense of said claim, suit or proceeding. Seller shall pay all damages and costs awarded in such suit or proceedings so defended.</p> <p>The foregoing indemnity does not apply to the following:</p> <ul style="list-style-type: none">• Products supplied according to a design other than that of Seller, and which is required by the Purchaser.• Combination of the Product with another product not furnished hereunder unless Seller is a contributory infringer.• Any settlements of a suit or proceeding made without Seller's written consent.
Limitations of Liability	<p>SELLER, ITS CONTRACTORS, AUTHORIZED DEALERS AND SUBCONTRACTORS OR SUPPLIERS OF ANY TIER SHALL NOT BE LIABLE TO PURCHASER FOR ANY SPECIAL, INDIRECT, INCIDENTAL OR CONSEQUENTIAL DAMAGES ARISING FROM A BREACH OF THIS AGREEMENT.</p> <p>Purchaser's remedies set forth herein are exclusive and the liability of Seller with respect to the breach of this agreement or any contract entered into between the parties pursuant hereto shall not exceed the price of the Product or part on which such liability is based.</p>

General Ordering Information

The Products

This guide encompasses all standard products for this product group.

Sizes

Dimensions listed in this guide are indicated as:

H = height

W = width

D = depth

Dia. = diameter

Rad. = radius

Pricing

All prices shown are list.

How to Order

Select pattern numbers and quantities required for your complete installation. Product questions can be addressed in the specific sections of this guide or by contacting your sales representative or customer resource representative at 1-800-343-5665.

Next, select options (if required), along with colors and finishes appropriate to each product. Reference the Finishes and Fabrics pages for color designations.

On large installations, an item's "designated area" can be specified to assist in product organization and handling.

To expedite complete / correct entry of your order, be certain all pattern numbers, quantities, colors and area identifications are completely specified. Also, include complete purchase order numbers, bill-to and ship-to addresses, a contact name and specific factory shipping dates required.

Mail all orders to:

Knoll, Inc.
1235 Water Street
P.O. Box 157
East Greenville, PA 18041
Attention: Order Entry

Once your order is entered at Knoll, an acknowledgment will be mailed to you. You will be advised of your scheduled shipping date within five days of the original acknowledgment. If it is necessary to revise your order, please contact your customer resource representative.

Sustainability Statement

Sustainable design is a key component of Knoll's environmental focus. Our commitment to social responsibility and a healthy environment has prompted us to further articulate our longstanding environmental programs and, with encouragement and support from our colleagues in the industry, we have re-energized our focus on such "green" initiatives as life cycle analysis and LEED™ certification. Knoll is proud to have contributed to projects that have received LEED certification from the U.S. Green Building Council.

For the latest information on Knoll products that help our customers achieve LEED certification, log on to knoll.com, click on "About Knoll" and then "Environmental Focus."