

Table of Contents

Introduction	Knoll and Sustainable Design	2
Dividends Horizon System	Dividends Color Program Finishes	4
	Dividends Legacy Finishes	5
	Dividends Worksurfaces	6
	Dividends Table Supports	18
	Dividends Accessories	19
	Dividends T5 Task Lights	20
Equity System	Equity Finishes	21
	Equity service wall accessories	22
	Equity EW1 Worksurfaces	23
	Equity EW3 Worksurfaces	27
	Equity / Dividends style File tops	29
	Equity Task Light	30
Morrison System	Morrison System Finishes	31
	Knoll Color Program	32
	Morrison System Legacy Finishes	33
	Morrison Window Panel	34
	Morrison Connectors, post assemblies	35
	Morrison miscellaneous	39
	Trim Cover	40
	Morrison Rolling Doors	42
	Morrison Worksurfaces, 1 3/4"	44
	Morrison Worksurfaces, 1 1/4"	52
	Morrison Options Worksurfaces, 1 1/4"	66
	Currents System worksurfaces	81
	VDT corner and transitional end panels	82
	Kneehole filler and transitional filler panels	83
	Return filler panels	84
	Intermediate shelves	85
	Morrison shelves and flush counter surface, 1 3/4"	86
	Morrison shelves and flush counter surface, 1 1/4"	87
	Morrison Overhead cabinets	88
	Morrison Network privacy screen	89
	Morrison vertical storage	90
Morrison Network T5 Task Light	91	
Morrison Options T5 Task Light	92	
Reff System	Reff Finish Options	93
	Reff Panels	95
	Reff Worksurfaces	103
	Reff support components	124
	Reff Cabinetry	127
	Reff Overhead storage	148
AutoStrada System	Reff accessories	170
	AutoStrada Finishes	171
	AutoStrada Worksurfaces	172
	AutoStrada Cabinets	173
	AutoStrada Lower Storage	174
	AutoStrada T5 Task Light	175
Reuter	T5 Task Light for Reuter Overhead Storage	176
The Graham Collection	The Graham Collection T5 Task Light	177
Alpha-Numeric Index		178
Selling Policy		188
KnollKey Lock Program		190
General Ordering Information		191

Knoll and Sustainable Design

Each year Knoll sets key initiatives in our journey to sustainability. We are members of a global consortium on energy, have adopted a scientific, metrics-based approach to sustainable product design, and maintain a leadership position in establishing universal, verifiable, sustainability standards for our industry.

Knoll promotes independent third-party certification because it provides the most impartial and trustworthy foundation for industry-wide environmental compliance. Certification by established and respected third parties ensures that all manufacturers are held to the same high standards and that customers can trust a company's declaration about the environmental benefits of its products. Knoll third-party partners include: the International Standards Organization (ISO); Forest Stewardship Council (FSC); GREENGUARD® Environmental Institute; and Chicago Climate Exchange (CCX®).

In addition, Knoll is aligned with the U.S. Green Building Council and can help companies, healthcare organizations and educational institutions achieve Leadership in Energy and Environmental Design (LEED®) workplace certification.

1. Global Climate Change

- Knoll is a sponsor of the Clinton Global Initiative, which brings together a community of global leaders to devise and implement solutions to some of the world's most pressing challenges, including environmental change.
- Knoll is a member of the Chicago Climate Exchange, which promotes greenhouse gas reduction through the trading of credits earned for reducing emissions.
- Knoll has a comprehensive Energy Management Program to increase energy efficiency in products and processes.

2. Life Cycle Assessment (LCA) Tool

Life Cycle Assessment is a science-based measurement of a product's environmental impacts throughout its life cycle, from raw materials sourcing through manufacture, shipping, use, and re-use or end-of-life. LCA enables cradle-to-cradle implementation of sustainable practices.

- Knoll partners with The Green Standard.org (formerly the International Design Center for the Environment, or IDCE) to develop an affordable, universal, ISO-compliant computer-based LCA tool that can be used by the entire contract furniture industry.

An affordable universal LCA tool has enormous potential value to:

- Help stop dangerous and irreversible climate change
- Conserve natural resources and reduce waste
- Improve quality of life
- Eliminate market confusion about green products using real metrics and sound science
- Facilitate design innovation
- Advance the sustainability triple bottom line: environment, economics and social equity

3. Setting Industry Standards

- Knoll partners with MTS (The Institute for Market Transformation to Sustainability) to develop the SMaRT® Consensus Sustainable Products Standards, a set of consensus-based sustainable product standards based on the LEED® model, for all building products, fabric, apparel, flooring and carpet. MTS, the developer of SMaRT®, is an accredited American National Standards Institute (ANSI) standard developer.
- Knoll also participates in an ongoing BIFMA (Business and Institutional Furniture Manufacturers Association) initiative to establish sustainability standards for the contract furniture industry.
- Our goal is to encourage all manufacturers in the contract furniture and related industries to adopt standards that will lead to sustainable products and practices.

For more information about Knoll environmental, health and safety programs, visit knoll.com/environment.

All dimensions in this price list are nominal and follow standard size convention of its respective product line.

Core Paint and Laminate Finishes

Specify Core finishes for all new customers

Order Code	Color Name	Old Order Code	Paint Grade	Paint Finishes	Plastic Panel Trim Finishes	DS1 Pedestal and Overhead Plastic Finishes	Laminate Finishes	2mm Edgeband Finishes	Techwood Finishes	Cascade Worksurface Finishes
611	Beige Mist Metallic		P2	•						
118	Bright White	LH	P3	•		•	•	•		•
112	Brown		P1	•		•				
123	Brushed Grey						•			
122	Brushed Sand						•			
113	Dark Grey	Y3	P1	•	•	•		•		
128	Fog	G					•	•		
114	Folkstone Grey		P1	•		•	•	•		•
111	Jet Black	27	P1	•		•	•	•		
124	Medium Cherry						•	•		•
115	Medium Grey	Y2	P1	•	•	•		•		
612	Medium Metallic Grey	J	P2	•						
121	Micro Grey						•			
129	Micro Sand						•			
126	Natural Cherry						•	•		•
125	Natural Maple						•	•		•
119	Pumice	LB, F					•	•		•
116	Sandstone		P1	•		•				
613	Silver	3	P3	•						
117	Soft Grey	E, M42	P1	•	•	•	•	•		•
127	Walnut						•	•		•
Y811	Natural Techwood								•	
Y821	Blonde Maple Techwood (formerly known as Maple Techwood)								•	
Y831	Light Cherry Techwood (formerly known as Cherry Techwood)								•	

Note: All Dividends Horizon products except DS1 and DS2 pedestals and doublewide pedestals are painted with a textured finish excluding 613 Silver which is available as a smooth finish only.

X and Y base tables and the freestanding screen kits are always painted with a textured finish, including 613 Silver.

Note: Laminates and other finishes may vary in color due to different dye lots. Slight variations are to be expected.

Panel base raceway covers	Plastic panel trim	DS1 pedestal drawer plugs	2mm Edge Work-surfaces	2mm Edge Work-surfaces	Techwood edge work-surfaces	Cascade edge work-surface
Steel tile inserts	PVC post assemblies	DS1 pedestal handles	15" deep counters	15" deep counters	15" deep counters	
D1 style tile supports	Beltway raceway covers	DS1 Overhead door end plugs	Overhead doors		Overhead doors	
Overhead cabinets	Power pole covers		Credenza top and doors		Credenza tops	
Pedestal case and fronts			Overdesk doors		Credenza doors	
					Overdesk doors	
					Series 2 overhead door	

Most products introduced after 2004 are not available in Legacy finishes. See individual pricing pages for availability.

Specify Legacy finishes to match existing product only. Legacy finishes are not available for new customers.

Trim Finishes

- Panel top caps
- Panel post trim
- Pedestal drawer top caps
- Overhead drawer top caps
- Pedestal drawer pulls
 - Y1 Pewter

Paint Finishes

- Panel base raceway covers
- Panel tiled insert supports
- Solid Steel panel inserts
- Perforated steel panel inserts
- Embossed steel panel inserts
- Overhead storage components
- Pedestals
- Desk components
- Metal panel topcaps and trim

P1 Finishes

- Y1 Pewter

P2 Finishes

- H Beige Metallic
- W Light Tan Metallic

All other Knoll paint finishes and custom finishes (Series 2 components only)

Laminates

Worksurfaces

An upcharge applies where specifying Legacy laminates. Add an amount equal to 10% of the solid PVC edgeband list price to the price of any product specified with a Legacy laminate.

- MC Caramel Maple
- CM Clear Maple
- M1 Light Grey
- PA Pearwood
- SD Sand
- B Snow
- WM Warm Cherry
- MR6 Winter Grey Matrix

Note: Laminates and other finishes may vary in color due to different dye lots. Slight variations are to be expected.


Worksurface Edges

2mm edgeband

- MC Caramel Maple
- CM Clear Maple
- Y3 Dark Grey
- Y2 Medium Grey
- MT Metal
- Y1 Pewter
- SD Sand
- B Snow
- WM Warm Cherry

Dividends Worksurfaces
Rectangular 18" Deep
Rectangular 18" Deep + Post

Standard Specials Systems


description	w	d	t	pattern no.	PVC edge	woodgrain PVC edge	metal edge	techgrain w/ techgrain edge
18" Deep Rectangular, No Grommet 	18"	18"	1 1/4"	D1R1818NQ	\$173.	\$190.	\$208.	\$421.
18" Deep Rectangular, No Grommet Post Condition	21"	18"	1 1/4"	D1R2118NQ	177.	195.	212.	430.
	27"	18"	1 1/4"	D1R2718NQ	184.	202.	221.	452.
	33"	18"	1 1/4"	D1R3318NQ	207.	228.	248.	474.
	39"	18"	1 1/4"	D1R3918NQ	240.	264.	288.	497.
	45"	18"	1 1/4"	D1R4518NQ	266.	293.	319.	518.
	51"	18"	1 1/4"	D1R5118NQ	283.	312.	340.	537.
	57"	18"	1 1/4"	D1R5718NQ	308.	339.	370.	557.
	63"	18"	1 1/4"	D1R6318NQ	332.	365.	398.	578.
	69"	18"	1 1/4"	D1R6918NQ	350.	386.	421.	598.
	75"	18"	1 1/4"	D1R7518NQ	375.	413.	450.	623.
	81"	18"	1 1/4"	D1R8118NQ	395.	435.	474.	647.
	87"	18"	1 1/4"	D1R8718NQ	440.	484.	528.	671.
	93"	18"	1 1/4"	D1R9318NQ	487.	536.	585.	696.
	99"	18"	1 1/4"	D1R9918NQ	546.	601.	655.	755.

Order Code	Ordering Information	Included with:	Options
"D" Worksurface	"D" Worksurface	Worksurfaces	Worksurfaces
<i>Example:</i> D1R 1818N Q, 114, 114	1. Pattern Number		• Center-Located Edge Grommet
D1R Pattern Number	2. Laminate Finish		To specify, replace the "N" suffix from the pattern number with "G" .
1818G Q	3. Edge Band Finish		Add \$18.
114 Folkstone Grey Laminate			• Woodgrain PVC edge
114 Folkstone grey Edge Band			• Metal edge

Dividends Worksurfaces
Rectangular 24" Deep
Rectangular 24" Deep + Post

Standard Specials Systems

Dividends Horizon System

description	w	d	t	pattern no.	PVC edge	woodgrain PVC edge	metal edge	techgrain w/ techgrain edge
24" Deep Rectangular, No Grommet 	102"	24"	1 1/4"	D1R10224NQ	\$676.	\$744.	\$811.	\$879.
	108"	24"	1 1/4"	D1R10824NQ	735.	809.	882.	956.
	120"	24"	1 1/4"	D1R12024NQ	853.	938.	1,024.	1,109.
24" Deep Rectangular, No Grommet Post Condition	21"	24"	1 1/4"	D1R2124NQ	185.	204.	222.	444.
	27"	24"	1 1/4"	D1R2724NQ	214.	235.	256.	470.
	33"	24"	1 1/4"	D1R3324NQ	237.	261.	285.	494.
	39"	24"	1 1/4"	D1R3924NQ	271.	299.	326.	520.
	45"	24"	1 1/4"	D1R4524NQ	303.	334.	364.	545.
	51"	24"	1 1/4"	D1R5124NQ	329.	362.	395.	575.
	57"	24"	1 1/4"	D1R5724NQ	355.	391.	426.	602.
	63"	24"	1 1/4"	D1R6324NQ	384.	422.	460.	629.
	69"	24"	1 1/4"	D1R6924NQ	400.	440.	480.	656.
	75"	24"	1 1/4"	D1R7524NQ	430.	472.	515.	687.
	81"	24"	1 1/4"	D1R8124NQ	454.	500.	545.	717.
	87"	24"	1 1/4"	D1R8724NQ	513.	565.	616.	747.
	93"	24"	1 1/4"	D1R9324NQ	558.	614.	670.	776.
	99"	24"	1 1/4"	D1R9924NQ	617.	679.	740.	835.

Ordering Information

Worksurfaces

1. Pattern Number
2. Laminate Finish
3. Edge Band Finish

Order Code

Worksurfaces

Example: **D1R 4524NQ, 114, 114**

D1R Pattern Number

4524N Q

114 Folkstone Grey Laminate

114 Folkstone Grey Edge Band

Included with:

Worksurfaces

Options

Worksurfaces

- Center-Located Edge Grommet
To specify, replace the "N" suffix from the pattern number with "G".
Add \$18.
- Woodgrain PVC edge
- Metal edge

Dividends Worksurfaces
Rectangular 30" Deep
Rectangular 30" Deep + Post

Standard Specials Systems

description	w	d	t	pattern no.	PVC edge	woodgrain PVC edge	metal edge	techgrain w/ techgrain edge
30" Deep Rectangular, No Grommet	102"	30"	1 1/4"	D1R10230NQ	\$788.	\$867.	\$946.	\$1,024.
	108"	30"	1 1/4"	D1R10830NQ	847.	932.	1,016.	1,101.
	114"	30"	1 1/4"	D1R11430NQ	906.	997.	1,087.	1,178.
	120"	30"	1 1/4"	D1R12030NQ	964.	1,060.	1,157.	1,253.
30" Deep Rectangular, No Grommet Post Condition	27"	33"	1 1/4"	D1R2730NQ	266.	292.	319.	496.
	33"	30"	1 1/4"	D1R3330NQ	294.	323.	353.	530.
	39"	30"	1 1/4"	D1R3930NQ	321.	353.	385.	565.
	45"	30"	1 1/4"	D1R4530NQ	355.	391.	426.	601.
	51"	30"	1 1/4"	D1R5130NQ	402.	443.	483.	627.
	57"	30"	1 1/4"	D1R5730NQ	444.	488.	532.	653.
	63"	30"	1 1/4"	D1R6330NQ	493.	543.	592.	679.
	69"	30"	1 1/4"	D1R6930NQ	513.	565.	616.	703.
	75"	30"	1 1/4"	D1R7530NQ	548.	602.	657.	736.
	81"	30"	1 1/4"	D1R8130NQ	582.	640.	698.	768.
	87"	30"	1 1/4"	D1R8730NQ	625.	688.	750.	800.
	93"	30"	1 1/4"	D1R9330NQ	670.	737.	804.	832.
	99"	30"	1 1/4"	D1R9930NQ	729.	802.	875.	948.

Ordering Information

Worksurfaces

1. Pattern Number
2. Laminate Finish
3. Edge Band Finish

Order Code

Worksurfaces

Example: **D1R 6330N Q, 114, 114**

D1R Pattern Number
6330N Q

114 Folkstone Grey
Laminate

114 Folkstone Grey Edge
Band

Included with:

Worksurfaces

Options:

Worksurfaces

- Center-Located Edge Grommet
To specify, replace the "N" suffix from the pattern number with "G".
Add \$18.
- Woodgrain PVC edge
- Metal edge

Dividends Worksurfaces
Rectangular 36" Deep
Rectangular 36" Deep + Post

description	w	d	thickness	pattern no.	PVC edge	woodgrain PVC edge	metal edge	techgrain w/ techgrain edge
36" Deep Rectangular, No Grommet	30"	36"	1 1/4"	D1R3036NQ	\$529.	\$582.	\$635.	\$688.
	36"	36"	1 1/4"	D1R3636NQ	553.	608.	664.	719.
	42"	36"	1 1/4"	D1R4236NQ	556.	612.	667.	723.
	48"	36"	1 1/4"	D1R4836NQ	562.	618.	674.	731.
	54"	36"	1 1/4"	D1R5436NQ	569.	626.	683.	775.
	78"	36"	1 1/4"	D1R7836NQ	751.	826.	901.	976.
	84"	36"	1 1/4"	D1R8436NQ	810.	891.	972.	1,053.
	90"	36"	1 1/4"	D1R9036NQ	869.	956.	1,043.	1,130.
	96"	36"	1 1/4"	D1R9636NQ	928.	1,021.	1,114.	1,206.
	102"	36"	1 1/4"	D1R10236NQ	987.	1,086.	1,184.	1,283.
	108"	36"	1 1/4"	D1R10836NQ	1,046.	1,151.	1,255.	1,360.
	114"	36"	1 1/4"	D1R11436NQ	1,105.	1,216.	1,326.	1,437.
120"	36"	1 1/4"	D1R12036NQ	1,164.	1,280.	1,397.	1,513.	
36" Deep Rectangular, No Grommet Post Condition	30"	36"	1 1/4"	D1R3336NQ	529.	582.	635.	688.
	39"	36"	1 1/4"	D1R3936NQ	553.	608.	664.	719.
	45"	36"	1 1/4"	D1R4536NQ	556.	612.	667.	723.
	51"	36"	1 1/4"	D1R5136NQ	562.	618.	674.	731.
	57"	36"	1 1/4"	D1R5736NQ	569.	626.	683.	775.
	63"	36"	1 1/4"	D1R6336NQ	628.	691.	753.	816.
	69"	36"	1 1/4"	D1R6936NQ	691.	761.	830.	899.
	75"	36"	1 1/4"	D1R7536NQ	751.	826.	901.	976.
	81"	36"	1 1/4"	D1R8136NQ	810.	891.	972.	1,053.
	87"	36"	1 1/4"	D1R8736NQ	869.	956.	1,043.	1,130.
	93"	36"	1 1/4"	D1R9336NQ	910.	1,001.	1,092.	1,183.
	99"	36"	1 1/4"	D1R9936NQ	947.	1,042.	1,136.	1,231.

Ordering Information

Worksurfaces

1. Pattern Number
2. Laminate Finish
3. Edge Band Finish

Order Code

Worksurfaces

Example: **D1R 3036N Q, 114, 114**

D1R Pattern Number
3036N Q

114 Folkstone Grey Laminate

114 Folkstone Grey Edge Band

Included with:

Worksurfaces

Options

Worksurfaces

- Center-Located Edge Grommet
To specify, replace the "N" suffix from the pattern number with "G".
Add \$18.
- Woodgrain PVC edge
- Metal edge

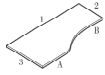
Dividends Worksurfaces

Curvilinear Wave End

Left

Standard Specials Systems

description	1	2	3	A	B	t	pattern no.	PVC edge	woodgrain PVC edge	metal edge	techgrain w/ techgrain edge
Curvilinear Wave End Left No Grommet	29 1/2"	23 1/2"	29 1/2"	14 15/16"	2 15/16"	1 1/4"	D1W303024NQ	\$500.	\$550.	\$600.	\$650.
	35 13/16"	17 1/2"	23 1/2"	14 15/16"	2 15/16"	1 1/4"	D1W362418NQ	559.	615.	671.	727.
	47 13/16"	23 1/2"	35 13/16"	14 15/16"	14 15/16"	1 1/4"	D1W483624NQ	642.	706.	770.	835.
	53 13/16"	23 1/2"	29 1/2"	14 15/16"	14 15/16"	1 1/4"	D1W543024NQ	649.	714.	779.	844.
	59 13/16"	17 1/2"	29 1/2"	23 7/16"	14 15/16"	1 1/4"	D1W603018NQ	661.	727.	793.	859.
	59 13/16"	23 1/2"	29 1/2"	23 7/16"	18 7/16"	1 1/4"	D1W603024NQ	661.	727.	793.	859.
	59 13/16"	23 1/2"	35 1/2"	17 1/2"	14 15/16"	1 1/4"	D1W603624NQ	739.	813.	887.	961.
	65 13/16"	23 1/2"	29 1/2"	23 7/16"	15 15/16"	1 1/4"	D1W663024NQ	694.	763.	833.	902.
	65 13/16"	23 1/2"	35 1/2"	23 7/16"	14 15/16"	1 1/4"	D1W663624NQ	777.	855.	932.	1,010.
	71 13/16"	29 1/2"	35 1/2"	23 7/16"	14 15/16"	1 1/4"	D1W723630NQ	806.	887.	967.	1,048.
	77 13/16"	23 1/2"	29 1/2"	23 7/16"	30 7/16"	1 1/4"	D1W783024NQ	781.	859.	937.	1,015.
	77 13/16"	23 1/2"	35 1/2"	23 7/16"	14 15/16"	1 1/4"	D1W783624NQ	869.	956.	1,043.	1,130.
	83 13/16"	23 1/2"	35 1/2"	23 7/16"	14 15/16"	1 1/4"	D1W843624NQ	896.	986.	1,075.	1,165.
	89 13/16"	23 1/2"	29 1/2"	23 7/16"	30 7/16"	1 1/4"	D1W903024NQ	886.	975.	1,063.	1,152.
	95 13/16"	23 1/2"	29 1/2"	23 7/16"	39"	1 1/4"	D1W963024NQ	945.	1,040.	1,134.	1,229.
	95 13/16"	23 1/2"	35 1/2"	23 7/16"	14 15/16"	1 1/4"	D1W963624NQ	969.	1,066.	1,163.	1,260.
	95 13/16"	29 1/2"	35 1/2"	23 7/16"	30 7/16"	1 1/4"	D1W963630NQ	969.	1,066.	1,163.	1,260.



Order Code	Ordering Information	Included with:	Options
Worksurfaces	Worksurfaces	Worksurfaces	Worksurfaces
<i>Example:</i> D1R 303024N Q, 114, 114	1. Pattern Number		• Center-Located Edge Grommet
D1R Pattern Number	2. Laminate Finish		To specify, replace the "N" suffix from the pattern number with "G".
303024N	3. Edge Band Finish		Add \$18.
114 Folkstone Grey Laminate			• Woodgrain PVC edge
114 Folkstone Grey Edge Band			• Metal edge

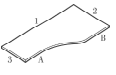
Dividends Worksurfaces

Curvilinear Wave End

Right

Standard Specials Systems

Dividends Horizon System

description	1	2	3	A	B	t	pattern no.	PVC edge	woodgrain PVC edge	metal edge	techgrain w/ techgrain edge
Curvilinear Wave End Right No Grommet	29 1/2"	29 1/2"	23 1/2"	2 15/16"	14 15/16"	1 1/4"	D1W302430NQ	\$500.	\$550.	\$600.	\$650.
	35 13/16"	23 1/2"	17 1/2"	2 15/16"	14 15/16"	1 1/4"	D1W361824NQ	559.	615.	671.	727.
	47 13/16"	35 15/16"	23 1/2"	14 15/16"	14 15/16"	1 1/4"	D1W482436NQ	642.	706.	770.	835.
	53 13/16"	29 1/2"	23 1/2"	14 15/16"	14 15/16"	1 1/4"	D1W542430NQ	649.	714.	779.	844.
	59 13/16"	29 1/2"	17 1/2"	14 15/16"	23 7/16"	1 1/4"	D1W601830NQ	661.	727.	793.	859.
	59 13/16"	29 1/2"	23 1/2"	18 7/16"	23 7/16"	1 1/4"	D1W602430NQ	661.	727.	793.	859.
	59 13/16"	35 1/2"	23 1/2"	14 15/16"	17 1/2"	1 1/4"	D1W602436NQ	739.	813.	887.	961.
	65 13/16"	29 1/2"	23 1/2"	15 15/16"	23 7/16"	1 1/4"	D1W662430NQ	694.	763.	833.	902.
	65 13/16"	35 1/2"	23 1/2"	14 15/16"	23 7/16"	1 1/4"	D1W662436NQ	777.	855.	932.	1,010.
	71 13/16"	35 1/2"	29 1/2"	30 7/16"	23 7/16"	1 1/4"	D1W723036NQ	806.	887.	967.	1,048.
	77 13/16"	29 1/2"	23 1/2"	30 7/16"	23 7/16"	1 1/4"	D1W782430NQ	781.	859.	937.	1,015.
	77 13/16"	35 1/2"	23 1/2"	14 15/16"	23 7/16"	1 1/4"	D1W782436NQ	869.	956.	1,043.	1,130.
	83 13/16"	35 1/2"	23 1/2"	14 15/16"	23 7/16"	1 1/4"	D1W842436NQ	896.	986.	1,075.	1,165.
	89 13/16"	29 1/2"	23 1/2"	30 7/16"	23 7/16"	1 1/4"	D1W902430NQ	886.	975.	1,063.	1,152.
	95 13/16"	29 1/2"	23 1/2"	39"	23 7/16"	1 1/4"	D1W962430NQ	945.	1,040.	1,134.	1,229.
	95 13/16"	35 1/2"	23 1/2"	14 15/16"	23 7/16"	1 1/4"	D1W962436NQ	969.	1,066.	1,163.	1,260.
	95 13/16"	35 1/2"	23 1/2"	30 7/16"	23 7/16"	1 1/4"	D1W963036NQ	969.	1,066.	1,163.	1,260.

Ordering Information

Worksurfaces

1. Pattern Number
2. Laminate Finish
3. Edge Band Finish

Order Code

Worksurfaces

Example: **D1R 302430N Q, 114, 114**

D1R Pattern Number
302430N

Q14 Folkstone
Grey Laminate

114 Folkstone Grey Edge
Band

Included with:

Worksurfaces

Options

Worksurfaces

- Center-Located Edge Grommet
To specify, replace the "N" suffix from the pattern number with "G".
Add \$18.
- Woodgrain PVC edge
- Metal edge

Dividends Worksurfaces

Rectilinear Corner, Split Top Corner

Standard Specials Systems

description	1	2	3	4	t	pattern no.	PVC edge	woodgrain PVC edge	metal edge	techgrain w/ techgrain edge
Rectilinear Corner Worksurface. 30" Deep Return Left 30" Deep Return Right With Grommets	42"	42"	30"	30"	1 1/4"	D1C4230GQ	\$612.	\$673.	\$734.	\$1,132.
Rectilinear Corner Worksurface. 30" Deep Return Left 30" Deep Return Right No Grommets	42"	42"	30"	30"	1 1/4"	D1C4230NQ	579.	637.	695.	1,102.
Rectilinear Corner Worksurface. 36" Deep Return Left 36" Deep Return Right With Grommets	48"	48"	36"	36"	1 1/4"	D1C4836GQ	695.	765.	834.	1,269.
Rectilinear Corner Worksurface. 36" Deep Return Left 36" Deep Return Right No Grommets	48"	48"	36"	36"	1 1/4"	D1C4836NQ	662.	728.	794.	1,239.
Split Top Corner Worksurface With Grommets	36"	36"	24"	24"	1 1/4"	D1CS3624GQ	1,777.	1,955.	2,132.	3,082.
Split Top Corner Worksurface No Grommets	36"	36"	24"	24"	1 1/4"	D1CS3624NQ	1,744.	1,918.	2,093.	3,052.



Ordering Information

Worksurfaces

1. Pattern Number
2. Laminate Finish
3. Edge Band Finish

Split Top Corner Worksurfaces

1. Pattern Number
2. Laminate Finish
3. Edge Band Finish

Order Code

Worksurfaces

Example: **D1C 4230G Q 117, 115**

D1C Pattern Number
4230G Q

117 Soft Grey Laminate

115 Medium Grey Edge Band

Split Top Corner Worksurfaces

Example: **D1CS 3624G Q 117, 117**

D1CS Pattern Number
3624G Q

117 Soft Grey Laminate

117 Soft Grey Edge Band

Included with:

Worksurfaces

- Worksurface
- Panel-to-Worksurface Bracket
- Split Top Corner Worksurfaces

Split Top Corner Worksurfaces

- Front Worksurface
- Back Worksurface
- Split Top Mechanism
- Flat Brackets
- Panel-to-Worksurface Bracket

Options

Worksurfaces

- 2 Center-Located Edge Grommets
- Woodgrain PVC edge
- Metal edge

Worksurfaces

- 2 Center-Located Edge Grommets
- Woodgrain PVC edge
- Metal edge

Dividends Worksurfaces
 Curvilinear Corner
 "L" Shape-24" Depths

description	1	2	3	4	t	pattern no.	PVC edge	woodgrain PVC edge	metal edge	techgrain w/ techgrain edge
Curvilinear Corner "L" Shape Worksurface 24"	36"	48"	24"	24"	1 1/4"	D1L3648SSNQ	\$622.	\$684.	\$746.	\$1,120.
Deep Returns Left and Right No Grommet	36"	54"	24"	24"	1 1/4"	D1L3654SSNQ	700.	770.	840.	1,260.
	36"	60"	24"	24"	1 1/4"	D1L3660SSNQ	771.	848.	925.	1,388.
	36"	72"	24"	24"	1 1/4"	D1L3672SSNQ	821.	903.	985.	1,478.
	36"	78"	24"	24"	1 1/4"	D1L3678SSNQ	830.	913.	996.	1,494.
	42"	48"	24"	24"	1 1/4"	D1L4248SSNQ	629.	692.	755.	1,132.
	42"	54"	24"	24"	1 1/4"	D1L4254SSNQ	771.	848.	925.	1,388.
	42"	84"	24"	24"	1 1/4"	D1L4284SSNQ	1,036.	1,140.	1,243.	1,865.
	48"	36"	24"	24"	1 1/4"	D1L4836SSNQ	622.	684.	746.	1,120.
	48"	42"	24"	24"	1 1/4"	D1L4842SSNQ	629.	692.	755.	1,132.
	48"	54"	24"	24"	1 1/4"	D1L4854SSNQ	779.	857.	935.	1,402.
	48"	78"	24"	24"	1 1/4"	D1L4878SSNQ	923.	1,015.	1,108.	1,661.
	48"	96"	24"	24"	1 1/4"	D1L4896SSNQ	1,154.	1,269.	1,385.	2,077.
	54"	36"	24"	24"	1 1/4"	D1L5436SSNQ	700.	770.	840.	1,260.
	54"	42"	24"	24"	1 1/4"	D1L5442SSNQ	771.	848.	925.	1,388.
	54"	48"	24"	24"	1 1/4"	D1L5448SSNQ	779.	857.	935.	1,402.
	60"	36"	24"	24"	1 1/4"	D1L6036SSNQ	771.	848.	925.	1,388.
	72"	36"	24"	24"	1 1/4"	D1L7236SSNQ	821.	903.	985.	1,478.
	78"	36"	24"	24"	1 1/4"	D1L7836SSNQ	830.	913.	996.	1,494.
	84"	42"	24"	24"	1 1/4"	D1L8442SSNQ	1,036.	1,140.	1,243.	1,865.
	96"	48"	24"	24"	1 1/4"	D1L9648SSNQ	1,154.	1,269.	1,385.	2,077.

Ordering Information

1. **Worksurfaces**
2. Pattern Number
3. Laminate Finish
4. Edge Band Finish

Order Code

Worksurfaces	
<i>Example:</i> D1L 3648SSN Q M42, E	
D1L	Pattern Number
3648SSN	
M42	Soft grey laminate
E	Edge Band

Included With:

- Worksurfaces**
 Worksurface
 Panel-to-Worksurface Bracket

Options

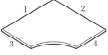
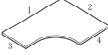
- Worksurfaces**
- 2 center-located edge grommets
 To specify, replace the "N" suffix from the pattern number with "G"
Add \$28
 - Woodgrain PVC edge
 - Metal edge

Dividends Worksurfaces

Curvilinear Corner

"L" Shape-30" Depths

Standard Specials Systems

description	1	2	3	4	t	pattern no.	PVC edge	woodgrain PVC edge	metal edge	techgrain w/ techgrain edge
Curvilinear Corner "L" Shape Worksurface 30"	42"	42"	30"	30"	1 1/4"	D1L4242DDNQ	\$679.	\$747.	\$815.	\$1,222.
Deep Returns Left and Right No Grommet	42"	60"	30"	30"	1 1/4"	D1L4260DDNQ	791.	870.	949.	1,424.
	42"	66"	30"	30"	1 1/4"	D1L4266DDNQ	829.	912.	995.	1,492.
	42"	72"	30"	30"	1 1/4"	D1L4272DDNQ	868.	955.	1,042.	1,562.
	48"	60"	30"	30"	1 1/4"	D1L4860DDNQ	829.	912.	995.	1,492.
	48"	66"	30"	30"	1 1/4"	D1L4866DDNQ	867.	954.	1,040.	1,561.
	48"	72"	30"	30"	1 1/4"	D1L4872DDNQ	906.	997.	1,087.	1,631.
	48"	84"	30"	30"	1 1/4"	D1L4884DDNQ	1,024.	1,126.	1,229.	1,843.
	48"	96"	30"	30"	1 1/4"	D1L4896DDNQ	1,142.	1,256.	1,370.	2,056.
	60"	42"	30"	30"	1 1/4"	D1L6042DDNQ	791.	870.	949.	1,424.
	60"	48"	30"	30"	1 1/4"	D1L6048DDNQ	829.	912.	995.	1,492.
	66"	42"	30"	30"	1 1/4"	D1L6642DDNQ	829.	912.	995.	1,492.
	66"	48"	30"	30"	1 1/4"	D1L6648DDNQ	867.	954.	1,040.	1,561.
	72"	42"	30"	30"	1 1/4"	D1L7242DDNQ	868.	955.	1,042.	1,562.
	72"	48"	30"	30"	1 1/4"	D1L7248DDNQ	906.	997.	1,087.	1,631.
	84"	48"	30"	30"	1 1/4"	D1L8448DDNQ	1,024.	1,126.	1,229.	1,843.
	96"	48"	30"	30"	1 1/4"	D1L9648DDNQ	1,142.	1,256.	1,370.	2,056.

Ordering Information

1. Worksurfaces
2. Pattern Number
3. Laminate Finish
4. Edge Band Finish

Order Code

Worksurfaces	
<i>Example:</i>	D1L 4272DDN Q, 117, 117
D1L	Pattern Number
4272DDN	
Q17	Soft Grey laminate
117	Soft Grey Edge Band

Included with:

Worksurfaces
 Worksurface
 Panel-to-Worksurface Bracket

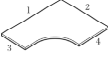
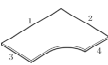
Options

- Worksurfaces**
- 2 center-located edge grommets
 To specify, replace the "N" suffix from the pattern number with "G"
Add \$28
 - Woodgrain PVC edge
 - Metal edge

Dividends Worksurfaces

Curvilinear Corner

"L" Shape-Mixed Depths

description	1	2	3	4	t	pattern no.	PVC edge	woodgrain PVC edge	metal edge	techgrain w/ techgrain edge
Curvilinear Corner "L" Shape Worksurface 24" Deep Return Left and 30" Deep Return Right	36"	48"	24"	30"	1 1/4"	D1L3648SDNQ	\$656.	\$722.	\$787.	\$1,181.
	36"	54"	24"	30"	1 1/4"	D1L3654SDNQ	730.	803.	876.	1,314.
	42"	42"	24"	30"	1 1/4"	D1L4242SDNQ	663.	729.	796.	1,193.
	42"	48"	24"	30"	1 1/4"	D1L4248SDNQ	670.	737.	804.	1,206.
	42"	66"	24"	30"	1 1/4"	D1L4266SDNQ	804.	884.	965.	1,447.
	42"	72"	24"	30"	1 1/4"	D1L4272SDNQ	843.	927.	1,012.	1,517.
	48"	42"	24"	30"	1 1/4"	D1L4842SDNQ	670.	737.	804.	1,206.
	48"	78"	24"	30"	1 1/4"	D1L4878SDNQ	902.	992.	1,082.	1,624.
	48"	84"	24"	30"	1 1/4"	D1L4884SDNQ	961.	1,057.	1,153.	1,730.
	54"	36"	24"	30"	1 1/4"	D1L5436SDNQ	730.	803.	876.	1,314.
	66"	42"	24"	30"	1 1/4"	D1L6642SDNQ	804.	884.	965.	1,447.
	84"	48"	24"	30"	1 1/4"	D1L8448SDNQ	961.	1,057.	1,153.	1,730.
	Curvilinear Corner "L" Shape Worksurface 30" Deep Return Left and 24" Deep Return Right	36"	48"	30"	24"	1 1/4"	D1L3648DSNQ	656.	722.	787.
	42"	42"	30"	24"	1 1/4"	D1L4242DSNQ	663.	729.	796.	1,193.
	42"	48"	30"	24"	1 1/4"	D1L4248DSNQ	670.	737.	804.	1,206.
	42"	66"	30"	24"	1 1/4"	D1L4266DSNQ	804.	884.	965.	1,447.
	42"	72"	30"	24"	1 1/4"	D1L4272DSNQ	843.	927.	1,012.	1,517.
	48"	78"	30"	24"	1 1/4"	D1L4878DSNQ	902.	992.	1,082.	1,624.
	48"	84"	30"	24"	1 1/4"	D1L4884DSNQ	961.	1,057.	1,153.	1,730.
	48"	96"	30"	24"	1 1/4"	D1L4896DSNQ	1,079.	1,187.	1,295.	1,942.
	54"	36"	30"	24"	1 1/4"	D1L5436DSNQ	730.	803.	876.	1,314.
	66"	42"	30"	24"	1 1/4"	D1L6642DSNQ	804.	884.	965.	1,447.
	84"	48"	30"	24"	1 1/4"	D1L8448DSNQ	961.	1,057.	1,153.	1,730.

Ordering Information

- Worksurfaces**
1. Pattern Number
 2. Laminate Finish
 3. Edge Band Finish

Note: "S" = 24"D
"D" = 30"D

Order Code

Worksurfaces

Example: **D1L 4272SDN Q, CH, Y1**

D1L	Pattern Number
4272SDN	
QH	Chiffon Laminate
Y1	Pewter edge band




Included with:

- Worksurfaces**
- Worksurface
 - Panel-to-worksurface bracket

Options

- Worksurfaces**
- 2 center-located edge grommets
To specify, replace the "N" suffix from the pattern number with "G"
Add \$28
 - Woodgrain PVC edge
 - Metal edge

Dividends Worksurfaces
 “D”, “P” and “9” Peninsula,
 And Corner Round Worksurface

description	w	d	pattern no.	PVC edge	woodgrain PVC edge	metal edge	techgrain w/ techgrain edge
“D” Peninsula Worksurface 	30	24	D1D3024NQ	\$440.	\$484.	\$528.	\$792.
	30	30	D1D3030NQ	487.	536.	584.	877.
	36	24	D1D3624NQ	460.	506.	552.	828.
	36	30	D1D3630NQ	507.	558.	608.	913.
	54	24	D1D5424NQ	519.	571.	623.	934.
	54	30	D1D5430NQ	647.	712.	776.	1,165.
	54	36	D1D5436NQ	769.	846.	923.	1,384.
	60	24	D1D6024NQ	578.	636.	694.	1,040.
	60	36	D1D6036NQ	793.	872.	952.	1,427.
	66	24	D1D6624NQ	637.	701.	764.	1,147.
	66	36	D1D6636NQ	813.	894.	976.	1,463.
	72	24	D1D7224NQ	696.	766.	835.	1,253.
	78	24	D1D7824NQ	755.	831.	906.	1,359.
	78	30	D1D7830NQ	803.	883.	964.	1,445.
	78	36	D1D7836NQ	872.	959.	1,046.	1,570.
	84	24	D1D8424NQ	814.	895.	977.	1,465.
	84	30	D1D8430NQ	862.	948.	1,034.	1,552.
	84	36	D1D8436NQ	931.	1,024.	1,117.	1,676.
	96	24	D1D9624NQ	930.	1,023.	1,116.	1,674.
96	30	D1D9630NQ	955.	1,051.	1,146.	1,719.	
96	36	D1D9636NQ	1,049.	1,154.	1,259.	1,888.	
Conferencing worksurface (left hand shown) 	60	48	DB1BD48DLQ	1,118.	1,230.	1,342.	2,846.
	60	48	DB1BD48DRQ	1,118.	1,230.	1,342.	2,846.
Blended “D” Peninsula Worksurface (left hand shown) 	54	48	D1BD5448DLQ	766.	843.	919.	3,092.
		48	D1BD5448DRQ	766.	843.	919.	3,092.
		48	D1BD5448SLQ	738.	812.	886.	3,042.
		48	D1BD5448SRQ	738.	812.	886.	3,042.
	60	48	D1BD6048DLQ	791.	870.	949.	3,197.
		48	D1BD6048DRQ	791.	870.	949.	3,197.

Ordering Information

- “D” Worksurface**
 1. Pattern Number
 2. Laminate Finish
 3. Edge Band Finish

Order Code

“D” Worksurface
Example: **D1BD 5448DL Q, 114, 114**
D1BD Pattern Number
5448 DL Q
114 Folkstone Grey Laminate
114 Folkstone grey Edge Band

Included with:

“D” Worksurface
 • Worksurface
 Note: Support column and panel-to-worksurface brackets must be ordered separately.





Options

- “D” Worksurfaces**
 • Woodgrain PVC edge
 • Metal edge

Dividends Worksurfaces

“D”, “P” and “9” Peninsula, And Corner Round Worksurface

Standard Specials Systems

description	w	d	pattern no.	PVC edge	woodgrain PVC edge	metal edge	techgrain w/ techgrain edge	
Blended “D” Peninsula Worksurface (left hand shown) 	60	48	D1BD6048SLQ	\$752.	\$827.	\$902.	\$3,038.	
		48	D1BD6048SRQ	752.	827.	902.	3,038.	
	72	42	D1BD7242DLQ	820.	902.	984.	3,313.	
		42	D1BD7242DRQ	820.	902.	984.	3,313.	
		42	D1BD7242SLQ	768.	845.	922.	3,263.	
		42	D1BD7242SRQ	768.	845.	922.	3,263.	
	78	48	D1BD7848DLQ	879.	967.	1,055.	3,734.	
		48	D1BD7848DRQ	879.	967.	1,055.	3,734.	
		48	D1BD7848SLQ	827.	910.	992.	3,684.	
		48	D1BD7848SRQ	827.	910.	992.	3,684.	
	84	48	D1BD8448DLQ	938.	1,032.	1,126.	4,048.	
		48	D1BD8448DRQ	938.	1,032.	1,126.	4,048.	
		48	D1BD8448SLQ	886.	975.	1,063.	3,821.	
		48	D1BD8448SRQ	886.	975.	1,063.	3,821.	
	Peninsula Worksurface, P-shaped 	54	30	D1P5430NQ	727.	800.	872.	1,999.
		60	30	D1P6030NQ	739.	813.	887.	2,032.
78		36	D1P7836NQ	927.	1,020.	1,112.	2,549.	
84		30	D1P8430NQ	904.	994.	1,085.	2,486.	
90		30	D1P9030NQ	963.	1,059.	1,156.	2,648.	
Peninsula Worksurface, 9-shaped 	54	30	D195430NQ	727.	800.	872.	1,999.	
	60	30	D196030NQ	739.	813.	887.	2,032.	
	78	36	D197836NQ	927.	1,020.	1,112.	2,549.	
	84	30	D198430NQ	904.	994.	1,085.	2,486.	
	90	30	D199030NQ	963.	1,059.	1,156.	2,648.	
Corner Round Worksurface 	30	30	D1CRR30Q	296.	326.	355.	1,302.	

Ordering Information

- “D” Worksurface**
1. Pattern Number
 2. Laminate Finish
 3. Edge Band Finish

Order Code

“D” Worksurface
Example: **D1BD 5448DL Q, 114, 114**

D1BD Pattern Number
5448 DL Q

114 Folkstone Grey Laminate

114 Folkstone grey Edge Band

Included with:

- “D” Worksurface**
- Worksurface
- Note: Support column and panel-to-worksurface brackets must be ordered separately.

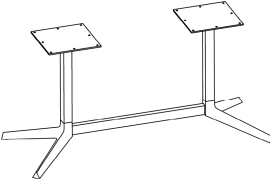
Options

- “D” Worksurfaces**
- Woodgrain PVC edge
 - Metal edge

Dividends Table Supports

Double Y Leg Base

Standard Specials Systems

description	type	pattern no.	P1/P2/P3
Y-Base, Double with stretcher 	For use with 60" Wide x 24" or 30" Deep	DT1BYD602430Q	\$965.
	For use with 60" Wide x 36" Deep	DT1BYD6036Q	970.
	For use with 66" Wide x 24" or 30" Deep	DT1BYD662430Q	975.
	For use with 66" Wide x 36" Deep	DT1BYD6636Q	980.
	For use with 72" Wide x 24" or 30" Deep	DT1BYD722430Q	985.
	For use with 72" Wide x 36" Deep	DT1BYD7236Q	990.
	For use with 72" Wide x 42" Deep	DT1BYD7242Q	990.
	For use with 78" Wide x 24" or 30" Deep	DT1BYD782430Q	995.
	For use with 78" Wide x 36" Deep	DT1BYD7836Q	1,000.
	For use with 78" Wide x 42" Deep	DT1BYD7842Q	1,000.
	For use with 84" Wide x 24" or 30" Deep	DT1BYD842430Q	1,005.
	For use with 84" Wide x 36" Deep	DT1BYD8436Q	1,010.
	For use with 84" Wide x 42" Deep	DT1BYD8442Q	1,010.
	For use with 90" Wide x 24" or 30" Deep	DT1BYD902430Q	1,015.
	For use with 90" Wide x 36" Deep	DT1BYD9036Q	1,020.
	For use with 90" Wide x 42" Deep	DT1BYD9042Q	1,020.
	For use with 96" Wide x 24" or 30" Deep	DT1BYD962430Q	1,025.
	For use with 96" Wide x 36" Deep	DT1BYD9636Q	1,030.
	For use with 96" Wide x 42" Deep	DT1BYD9642Q	1,030.

Ordering Information

Table Supports:

1. Pattern number
2. Paint Finish

Order Code

Double Y Leg Base:

Example: **DT1BYD,114**

DT1 Dividends Horizon
Table

B Base

YD Double Y

114 Paint Finish

Included with:

Note: Table supports are only available in Knoll core finishes.

description	pattern no.	list
Coat hook, 4 per pkg. For Flat top cap	DP5CHQ	\$226.

Ordering Information

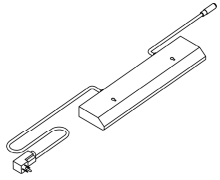
Coat hook

1. Pattern Number
2. Paint Finish

Dividends T5 Task Lights

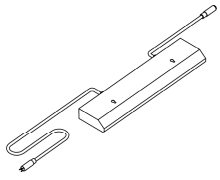
Daisy Chain

description	type	w	d	h	pattern no.	Standard	Advanced
Task Light, starter 9 ft. cord, fused male plug 1 ft. cord, female plug	Use with 24" and wider overhead	19"	4"	1 1/2"	DL3T5E19()DCS()Q	\$308.	n/a
	Use with 30" and wider overhead	25"	4"	1 1/2"	DL3T5E25()DCS()Q	321.	568.
	Use with 42" and wider overhead	37"	4"	1 1/2"	DL3T5E37()DCS()Q	325.	591.
	Use with 60" and wider overhead	49"	4"	1 1/2"	DL3T5E49()DCS()Q	351.	608.



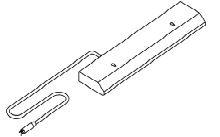
left hand shown

Task Light, adder 2 ft. cord, male plug 1 ft. cord, female plug	Use with 24" and wider overhead	19"	4"	1 1/2"	DL3T5E19()DCA()Q	340.	n/a
	Use with 30" and wider overhead	25"	4"	1 1/2"	DL3T5E25()DCA()Q	353.	600.
	Use with 42" and wider overhead	37"	4"	1 1/2"	DL3T5E37()DCA()Q	357.	623.
	Use with 60" and wider overhead	49"	4"	1 1/2"	DL3T5E49()DCA()Q	383.	640.



left hand shown

Task Light, ender 2 ft. cord, male plug	Use with 24" and wider overhead	19"	4"	1 1/2"	DL3T5E19()DCE()Q	227.	n/a
	Use with 30" and wider overhead	25"	4"	1 1/2"	DL3T5E25()DCE()Q	240.	487.
	Use with 42" and wider overhead	37"	4"	1 1/2"	DL3T5E37()DCE()Q	244.	510.
	Use with 60" and wider overhead	49"	4"	1 1/2"	DL3T5E49()DCE()Q	270.	527.



left hand shown

Order Code	Specification Information	Application Notes
Example: DL3T5E19SDCSLQ	<i>Specify:</i>	Task lights mount into the recess in the underside of overhead cabinets and shelves at least 5" wider than task light width.
DL3 Dividends Task Light	Width - Task Lights mount in cabinets and shelves at least 5" wider than light width.	Task lights include T5 cool white (4100K) fluorescent lamp, electronic ballast, prismatic lens, rocker switch, one cord exit management clip and mounting hardware.
T5 T5 lamp	1. Type: (S) Standard (A) Advanced	Cord management clips must be ordered separately.
E Electronic ballast	2. Handedness L= Left handed (male plug on user's left side) R=Right handed (male plug on user's right side)	Task lights are TCLP compliant and meet requirements of California Title 24.
19 Width	All housings are black.	Advanced task lights are fitted with ballast and lamp compliant with LEED requirements.
S Standard		
DC Daisy chain		
S Starter		
L Left handed		
Q Special		

Core finishes**Laminates**

111	Jet Black
114	Folkstone Grey (was LA)
117	Soft Grey (was M42)
118	Bright White
119	Pumice (was LF)
121	Micro Grey
122	Brushed Sand
123	Brushed Grey
124	Medium Cherry
125	Natural Maple
126	Natural Cherry
127	Walnut
128	Fog
129	Micro Sand

Worksurface Edge

111	Jet Black
113	Dark Grey (was Y3)
114	Folkstone Grey (was LA)
115	Medium Grey (was Y2)
117	Soft Grey (was E)
118	Bright White
119	Pumice (was LF)
124	Medium Cherry
125	Natural Maple
126	Natural Cherry
127	Walnut
128	Fog

Knoll Color Program Painted Trim**EP3 Panels***all other painted components***P1 Finishes**

111	Jet Black
112	Brown
113	Dark Grey (was Y3)
114	Folkstone Grey (was LA)
115	Med. Grey (was Y2)
116	Sandstone
117	Soft Grey (was E)

P2 Finishes

611	Beige Mist Metallic
612	Medium Metallic Grey

P3 Finishes

118	Bright White
613	Silver (was 3)

Insert Options*for insert panels, stack-on panels and
add-on screens.***Plexiglass**

CL	Clear
IC	Ice
SM	Smoked
TR	Translucent

Polycarbonate

PC	Clear
----	-------



**Lumasite (stack-on panels and
add-on screens only)**

LF	Frost
----	-------

Equity service wall accessories

panel starter and end starter

Standard Specials Systems

description	nominal height	pattern no.	list
Equity panel starter	80	AA1EPS80Q	\$409.
			
Equity end starter	28	AX1E28Q	292.
	80	AX1E80Q	409.

Order Code

Example:	AA1EPS80 Q, 613
AA1	Accessory
EPS	Equity panel starter
80	Height
Q	Equity standard special
613	Silver trim

Specification Information

Specify legacy paint finish for Equity end and panel starters, trim kits and crown end cap:

Note:
For more specific application information, please refer to pages 48-49 of the 1999 Equity Planning Guide. Additional finishes are available for crown end caps.

*For pricing and discounting refer to the Currents price list.

Leadtimes will be consistent with Currents published lead-times.

Application Notes

Equity panel starters attach perpendicular panels to Currents wall structural base covers. Equity panel starter includes clamp bracket and adapter. Both end and panel starters include top clip for added stiffness. No connector post is required for either starter.

Equity end starter supports perpendicular panel run on the centerline of the end of the wall. Perpendicular panels should be at the same height or higher than the service wall.

The Equity end trim kit encloses and flushes out the end of the Currents service wall with attached, end started Equity panels.

Specify trim kit suffix "T" for panels on both sides, "L" or "R" for attached panels only on left or right side of end of the Currents wall (as seen from outside of "T" end). Also specify crown end cap for all end conditions.

Gap fillers fill the gap when attaching a lower height Equity panel at the end of a 64"H Currents service wall.

Equity EW1 Worksurfaces

Rectangular

Standard Specials Systems

description	w	d	pattern no.	2mm edge	woodgrain edge	metal edge
15" Deep Rectangular	66"	15"	EW16615Q	\$417.	\$459.	\$500.
18" Deep Rectangular	24"	18"	EW12418Q	217.	239.	260.
grommet	24"	18"	EW12418GQ	237.	261.	284.
36" Deep Rectangular	42"	36"	EW14236Q	655.	721.	786.
grommet	42"	36"	EW14236GQ	675.	743.	810.

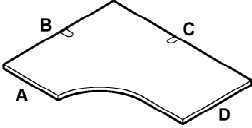
Equity System

Order Code	Specification Information	Application Notes
Example: EW17220G, 117, 117	Specify surface and edge color.	Pattern numbers listed above are for worksurface only. See page 0 for Worksurface Loading and Support Application Information.
EW1 Equity top only	Note: If an edge grommet is not desired remove the "G" and deduct \$20. Worksurface cable baskets may be ordered separately from the standard Equity price list.	A center support must be used with a 54" wide or larger worksurface.
72 Width in inches		Note: Extended one end add "E" and \$20. Extended both ends add "EE" and \$40. ("EE" not available on 120".)
20 Depth in inches		Extended tops are not available with support hardware included.
G w/grommet		
117 Soft Grey lamination		
117 Soft Grey edge	Extended worksurfaces not available with support hardware included.	
		For cantilevered worksurfaces, please add a "C" to the end of the pattern number and add \$50 to the list price. Worksurfaces up to 48 inches wide will include one left hand and one right hand cantilever. Worksurfaces greater than 48 inches wide will include two left hand cantilevers and one right hand cantilever. The additional left hand cantilever is required for additional center support on tops spanning a distance greater than 48 inches.

Equity EW1 Worksurfaces

Blended corner

Standard Specials Systems

description	A	B	C	D	pattern no.	2mm edge	woodgrain edge	metal edge
	24"	36"	72"	30"	EW1BS3672D () GQ	\$851.	\$936.	\$1,021.
	24"	36"	78"	24"	EW1BS3678S () GQ	874.	961.	1,049.
	24"	42"	72"	24"	EW1BS4272S () GQ	917.	1,009.	1,100.
	24"	60"	60"	24"	EW1BS6060S () GQ	959.	1,055.	1,151.
	24"	72"	36"	30"	EW1BS7236D () GQ	851.	936.	1,021.
	24"	72"	42"	24"	EW1BS7242S () GQ	917.	1,009.	1,100.
	24"	78"	36"	24"	EW1BS7836S () GQ	874.	961.	1,049.
	30"	36"	72"	24"	EW1BD3672S () GQ	851.	936.	1,021.
	30"	48"	60"	30"	EW1BD4860D () GQ	884.	972.	1,061.
	30"	48"	72"	30"	EW1BD4872D () GQ	964.	1,060.	1,157.
	30"	60"	36"	24"	EW1BD6036S () GQ	802.	882.	962.
	30"	60"	48"	30"	EW1BD6048D () GQ	884.	972.	1,061.

Order Code

Example: **EW1BS3672SLG, 117, 117, 117**

EW1B	Blended worksurface
S	24" left depth
36	48 left width
72	72" right width
S	24" right width
L	Left side post covered
G	Grommet
117	Soft Grey laminate
117	Soft Grey edge
117	Soft Grey trim

Specification Information

Specify laminate, vinyl trim, and grommet colors when applicable.

All support bracketry must be ordered separately.

Note:
If and edge grommet is not desired remove the "G" and deduct \$20.

Application Notes

Blended worksurfaces are designed to take the place of two adjacent worksurfaces by blending them into one top. The front of the worksurface is curved to provide a smooth transition to the next attached worksurface.

Blended worksurfaces are handed and may or may not cover a post on either or both sides. Hand is determined from the seated position. Option suffixes for Blended corners are as follows:
 X=No posts covered
 L=Left side post covered
 R=Right side post covered
 B=Both sides posts covered

Blended peninsulas are handed and always cover one post. Hand is determined from seated position. Rounded end is 30" deep.




Depth options are as follows:
 S=24" deep
 D=30" deep

Center support must be used for all surfaces which exceed 48" in length.

Equity EW1 Worksurfaces

Counter caps, corner

Standard Specials Systems

description	A	B	C	pattern no.	PVC edge	woodgrain PVC edge	metal edge
Counter cap,corner 	42"	15"	15"	EW1CC4215Q	\$758.	\$834.	\$910.
Counter cap,corner grommet	48"	24"	30"	EW1CC482430GQ	1,010.	1,111.	1,212.
	48"	30"	24"	EW1CC483024GQ	1,010.	1,111.	1,212.
	48"	30"	30"	EW1CC483030GQ	1,010.	1,111.	1,212.
Counter cap,corner Extended one end 	42"	42"	15"	EW1CC4215EQ	781.	859.	937.
Counter cap,corner Extended both ends 	42"	42"	15"	EW1CC4215EEQ	805.	886.	966.

Equity System


Order Code	Specification Information	Application Notes
Example: EW1CC3015, 117, 117, 117	Specify surface, trim and cantilever trim color.	Counter caps are designed for mounting on top of panels.
EW1 Worksurface	EW1 counter caps work with all existing counter caps and are for use with Generation 1 or Generation 2 panels. Plastic cantilevers are supplied.	Corner counter caps-(E) extended one end, mount on top of 24", 30" or 36" panels at 90° to each other. They are non-handed and screw holes for the mounting brackets must be field-drilled.
CC Curved corner		
30 Width	EW2 counter caps are for use with Generation 3 panels only.	Steel mounting brackets are supplied.
15 Depth		
117 Soft Grey laminate		A counter cap extension (E) covers one post.
117 Soft Grey edge		A counter cap extension (EE) covers 2 posts.
117 Soft Grey cantilever trim		<i>Wood Grain and Metal edge bands:</i> When specifying a top with a wood grain edge band add \$25 to the standard list price. When specifying a top with a metal edge band add \$50 to the standard list price.

Equity EW1 Worksurfaces

P+9 tops

Standard Specials Systems

description	width	depth	pattern no.	PVC edge	woodgrain PVC edge	metal edge
P + 9 Top	60"	30"	EW1(9/P)6030Q	\$709.	\$780.	\$851.
	96"	36"	EW1(9/P)9636Q	1,213.	1,334.	1,456.



“9” top shown

Order Code

Example: **EW1P7230C, 117, 117, 117**

EW1	Gen 1 worksurface
P	P top
72	Width
30	Depth
C	Supports included
117	Soft Grey laminate
117	Soft Grey edge
117	Soft Grey trim

Specification Information

Specify surface and trim color. Specify hardware color for bases and stretcher rails.

Note:

“P” and “D” worksurfaces cannot be panel wrapped.

Column bases and stretcher rails must be ordered separately.

Application Notes

Designed for use as primary worksurfaces and for conferencing in small groups.

To specify an EW1 “D”, “P” or “9” top with support hardware (fixed-height column and stretcher rail) included add a “C” to the end of the pattern number and add \$200 to the list price.

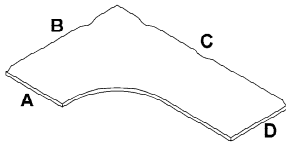
84” wide “D”, “P” and “9” worksurfaces include a “V” support bar mounted on the underside for additional stability.

Equity EW3 Worksurfaces

Blended and Curved corner tops

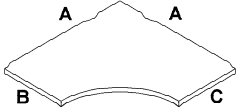
Standard Specials Systems

description	A	B	C	D	pattern no.	list
Blended corner	24"	36"	78"	24"	EW3BS3678S () GQ	\$1,120.
	24"	78"	36"	24"	EW3BS7836S () GQ	1,120.



Note: EW3 Worksurfaces not available with Woodgrain or Metal edge.

Curved corner	48"	30"	24"		EW3CC483024GQ	1,290.
---------------	-----	-----	-----	--	----------------------	--------



Note: EW3 Worksurfaces not available with Woodgrain or Metal edge.

Equity System

Order Code

Example: **EW3BS3672SLG, 117, 117**

EW3B	Blended worksurface
S	24" left depth
36	48" left width
72	72" right width
S	24" right depth
L	Left side post covered
G	Grommet
117	Soft Grey laminate
117	Soft Grey edge

Specification Information

Specify laminate, vinyl trim, and grommet colors when applicable.

All support bracketry must be ordered separately.

Note:
If an edge grommet is not desired, remove the "G" and deduct \$20.

Application Notes

Blended worksurfaces are designed to take the place of two adjacent worksurfaces by blending them into one top. The front of the worksurface is curved to provide a smooth transition to the next attached worksurface.

Blended worksurfaces are handed and may or may not cover a post on either or both sides. Hand is determined from the seated position. Option suffixes for Blended corners are as follows:
X=No posts covered
L=Left side post covered
R=Right side post covered
B=Both sides posts covered

Blended peninsulas are handed and always cover one post. Hand is determined from seated position. Rounded end is 30" deep.

Blended peninsulas do not come with grommets. Due to this, the worksurface meeting the "c" side will have a one-half grommet where the return meets the peninsula.

Depth options are as follows:
S=24" deep
D=30" deep


Center support must be used for all surfaces which exceed 48" in length.

Equity EW3 Worksurfaces

D,P+9 tops

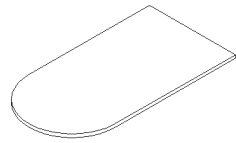
Standard Specials Systems

description	w	d	pattern no.	list
P + 9 Top	66"	30"	EW3(9/P)6630Q	\$909.



Note: EW3 Worksurfaces not available with Woodgrain or Metal edge.

"D" Top	72"	30"	EW3D7230Q	800.
---------	-----	-----	------------------	------



Note: EW3 Worksurfaces not available with Woodgrain or Metal edge.


Order Code	Specification Information	Application Notes
Example: EW1P7230C, 117, 117, 117	Specify surface and trim color. Specify hardware color for bases and stretcher rails.	Designed for use as primary worksurfaces and for conferencing in small groups.
EW1 Gen 1 worksurface		
P P top		
72 Width		
30 Depth		
C Supports included		
117 Soft Grey laminate		
117 Soft Grey edge		
117 Soft Grey trim		
	<p><i>Note:</i> "P" and "D" worksurfaces cannot be panel wrapped.</p> <p>Column bases and stretcher rails must be ordered separately.</p>	<p>To specify an EW1 "D", "P" or "9" top with support hardware (fixed-height column and stretcher rail) included add a "C" to the end of the pattern number and add \$200 to the list price.</p> <p>84" wide "D", "P" and "9" worksurfaces include a "V" support bar mounted on the underside for additional stability.</p>

description	w	d	pattern no.	PVC edge	woodgrain PVC edge	metal edge
Calibre file top 18"d	66"	18"	CE6618Q	\$345.	\$380.	\$414.
	78"	18"	CE7818Q	385.	424.	462.
	96"	18"	CE9618Q	497.	547.	596.
	114"	18"	CE11418Q	562.	618.	674.



Note: File tops are designed for use with Calibre Lateral Files with Calibre Fronts. For Morriuson Fronts and Series 2 Fronts contact CPD.

Calibre file top 36"d	48"	36"	CE4836Q	413.	454.	496.
	54"	36"	CE5436Q	474.	521.	569.
	66"	36"	CE6636Q	684.	752.	821.
	78"	36"	CE7836Q	595.	655.	714.
	96"	36"	CE9636Q	726.	799.	871.
	102"	36"	CE10236Q	770.	847.	924.
	114"	36"	CE11436Q	905.	996.	1,086.
	120"	36"	CE12036Q	972.	1,069.	1,166.



Note: File tops are designed for use with Calibre Lateral Files with Calibre Fronts. For Morriuson Fronts and Series 2 Fronts contact CPD.

Order Code

30X18 Equity/Dividends Style File Tops (Calibre Files)

Example: **CE3018**

CE	Equity/Dividend Edge
30	30" Wide
18	18" Deep

Specification Information

CE prefixed lateral file tops are designed to be attached to standard 18" deep (nominal) Calibre lateral files and cabinets. Please note that Calibre bookcases are 15" deep nominal and will not accept a Calibre lateral file laminate tops.

Calibre desking surfaces are not designed to serve as lateral file worksurface tops.

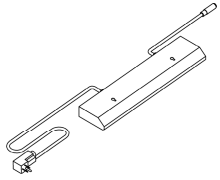
Applicaton Notes

Designed for use with standard 18" deep nominal Calibre lateral files and cabinets only.

Actual dimensions are listed in inches

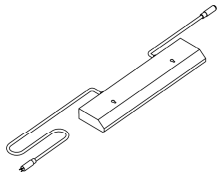
Equity Task Light Daisy Chain

description	type	w	d	h	pattern no.	Standard	Advanced
Task Light, starter 9 ft. cord, fused male plug 1 ft. cord, female plug	Use with 24" and wider overhead	19"	4"	1 1/2"	EL4T5E19()DCS()Q	\$360.	n/a
	Use with 30" and wider overhead	25"	4"	1 1/2"	EL4T5E25()DCS()Q	367.	570.
	Use with 42" and wider overhead	37"	4"	1 1/2"	EL4T5E37()DCS()Q	373.	589.
	Use with 60" and wider overhead	49"	4"	1 1/2"	EL4T5E49()DCS()Q	387.	613.



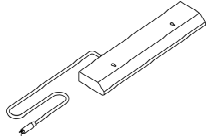
left hand shown

Task Light, adder 2 ft. cord, male plug 1 ft. cord, female plug	Use with 24" and wider overhead	19"	4"	1 1/2"	EL4T5E19()DCA()Q	392.	n/a
	Use with 30" and wider overhead	25"	4"	1 1/2"	EL4T5E25()DCA()Q	399.	600.
	Use with 42" and wider overhead	37"	4"	1 1/2"	EL4T5E37()DCA()Q	405.	623.
	Use with 60" and wider overhead	49"	4"	1 1/2"	EL4T5E49()DCA()Q	419.	640.



left hand shown

Task Light, ender 2 ft. cord, male plug	Use with 24" and wider overhead	19"	4"	1 1/2"	EL4T5E19()DCE()Q	279.	n/a
	Use with 30" and wider overhead	25"	4"	1 1/2"	EL4T5E25()DCE()Q	286.	487.
	Use with 42" and wider overhead	37"	4"	1 1/2"	EL4T5E37()DCE()Q	292.	510.
	Use with 60" and wider overhead	49"	4"	1 1/2"	EL4T5E49()DCE()Q	306.	527.



left hand shown

Order Code	Specification Information	Application Notes
Example: EL4T5E19SDCSLQ	<i>Specify:</i>	Task lights mount into the recess in the underside of overhead cabinets and shelves at least 5" wider than task light width.
EL4 Equity Task Light	Width - Task Lights mount in cabinets and shelves at least 5" wider than light width.	For extra deep (EDP) shelves, order the EDP light bracket for proper installation.
T5 T5 lamp	1. Type: (S) Standard (A) Advanced	Task lights include T5 cool white (4100K) fluorescent lamp, electronic ballast, prismatic lens, rocker switch, one cord exit management clip and mounting hardware.
E Electronic ballast	2. Handedness L= Left handed (male plug on user's left side) R=Right handed (male plug on user's right side)	When used with shelf unit or freestanding overhead unit less than 60" wide, the task light must be specified 12" or less than the width of the shelf or freestanding overhead unit.
19 Width	All housings are black.	Task lights are TCLP compliant and meet requirements of California Title 24.
S Standard		Advanced task lights are fitted with ballast and lamp compliant with LEED requirements.
DC Daisy chain		
S Starter		
L Left handed		
Q Special		

KNOLLTEXTILES

Approved for vertical panels and privacy screens.

Fabric Group 10

Bailey II (W359)
Broadcloth (W288)
Element (W1077)
Foundation (W351)
Growth Spurt (W692)
Newbury (W812)
Solid Crepe (W257)
Symbolic Details (W693)
Tailor Made (W133)
Versatility (W432)

Fabric Group 15

Regency/Fairfield (W210/B)

Fabric Group 20

Archaea (W1254)
Banyan (W443)
Bauhaus Block (W296)
Circle Line (W1146)
Clarity (W281)
Criss Cross (W305)
Devon (W809)
Melbourne (W228)
Outback (W229)
Photon (W1293)
Reflect (W884)
Resolution (W280)
Walkabout (W230)
Weave Three (W298)

Fabric Group 30

Basket Draft (W249)
Flow (W565)
Harmony (W232)
Interknit (W1090)
Match Point (W1145)
Micro (W465)
Progression (W403)
Progression Striae (W463)
Raku Cloth (W566)
Relay (W1020)

Fabric Group 40

Amplify (W1215)
Analogy (K614)
Bandwidth (W1219)
Clarkson (W1218)
panel and trim only
Foil Rap (W535)
Hard Rock (W1007)
Metaphor (K612)
Ornament (W1078)
Palladium (W1030)
Sierra (R)

Fabric Group 45

Backdrop (W302) *
Casual Elegance (W920)
Dristi (K872) with backing only
Fast Forward (W301)*

***Not available for upholstered connector trim covers**

The following textiles are approved for use on Morrison panels. Consult your Knoll representative for pricing:

Presto
Ricochet
Transition

Ported panels can only be upholstered with textiles approved for application on Reff panels.

Customer's Own Material is subject to an application testing fee of per fabric and a fee for UL testing. Fabric requirements - application test, 10 yards; UL test, 15 yards. COM is also subject to extended leadtimes. COM panels are priced at Group 10 plus cost of fabric.

Core paint and laminate finishes

Specify Core finishes for all new customers

Core	Legacy	Top caps and trim, Panels (veneer only)	Glazed panel, window, door frames (textured)	Desk panels, storage fronts Hinged doors	Desk supports, stanchion, storage, brackets, raceway covers	Work-surfaces and shelves (all)	Work-surfaces and shelves (post-formed)	Cascade Edge work-surfaces	Pedestals	Reuter Over-head
611	Beige Mist Metallic	•	•	•	•				P2	P2
118	Bright White	•	•	•	•	•	•	•	P3	P3
112	Brown	•	•	•	•				P1	P1
113	Dark Grey	Y3	•	•	•				P1	P1
114	Folkstone Grey	LA	•	•	•	•	•	•	P1	P1
111	Jet Black		•	•	•	•	•		P1	P1
115	Medium Grey	Y2	•	•	•				P1	P1
612	Medium Metallic Grey	J	•	•	•				P2	P2
119	Pumice	F				•	•	•		
116	Sandstone		•	•	•				P1	P1
613	Silver	3	•	•	•				P3	P3
117	Soft Grey	E/M42	•	•	•	•	•	•	P1	P1
128	Fog	G				•	•			
129	Micro Sand						•			
121	Micro Grey						•			
122	Brushed Sand						•			
123	Brushed Grey						•			
124	Medium Cherry						•	•		
125	Natural Maple						•	•		
126	Natural Cherry						•	•		
127	Walnut						•	•		

This price list contains pricing for Core finishes. For detailed pricing of Legacy finishes, please refer to the latest release of CAP worksheet or contact your customer service representative.

The new, Core P1 finishes in Morrison have the same list prices as P2. Additionally, Pedestals and Reuter overhead storage have a separate P3 price point for Silver and Bright White.

The new Core finish 113 Dark Grey is not a match to the Morrison Legacy finish NV. It is a match to the Dividends Legacy finish Y3.

The new Core finish 115 Medium Grey is not a match to the Morrison Legacy finish NJ. It is a match to the Dividends Legacy finish Y2.

Patterned laminates (Micro, Brushed and Wood grain laminates) are available on Morrison postformed worksurfaces and shelves (straight, trapezoidal, VDT).

Wood grain laminates are also available on Cascade Edge worksurfaces.



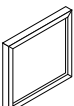
		Work-surfaces	Panels	Desk Panels	Shelves	Top caps/ Trim covers	Glazed Panel/ Window/ Door Frames*	Storage fronts	Storage Cases	Desk Supports, Stanchions, Steel shelves, brackets, raceway covers
Plastic Laminates	Light Grey	L			L					
	Medium Grey	G			G					
	Sand	D			D					
	Pumice	F			F					
	Snow	B			B					
Wood Grain Laminates	Clear Maple (Currents for Morrison worksurfaces only)	CM								
Veneer Group 1	Maple Techgrain®	4/Y821	4/Y821	M/C6J2	4/Y821	4/Y821		M/C6J2		
	Cherry Techgrain®	6/Y831	6/Y831	R/C6J3	6/Y831	6/Y831		R/C6J3		
	Medium brown mahogany Techgrain®	7/C6F3	7/C6F3	I/C6J4	7/C6F3	7/C6F3		I/C6J4		
	Medium red mahogany Techgrain®	8/C6F4	8/C6F4	C/C6J5	8/C6F4	8/C6F4		C/C6J5		
	American cherry Techgrain®	9/C6F5	9/C6F5	P/C6J6	9/C6F5	9/C6F5		P/C6J6		
Veneer Group 2	American cherry	X/C6F6	X/C6F6	X/C6F6	X/C6F6	X/C6F6		X/C6F6		
	Medium red mahogany	Z/C6F7	Z/C6F7	Z/C6F7	Z/C6F7	Z/C6F7		Z/C6F7		
Paint Group 1 and Integral Colors for Top caps and Trim covers	Flint			N2		N2		N2		
	Light grey			NU		NU		NU		
	Medium grey			NJ		NJ		NJ		
	Dark grey			NV		NV		NV		
	Light tan			NW		NW		NW		
	Beige			NH		NH		NH		
Paint Group 2	Metallic Flint			2		2	2	2	2	2
	Light metallic grey			U		U	U	U	U	U
	Medium metallic grey			J		J	J	J	J	J
	Dark metallic grey			V		V	V	V	V	V
	Light metallic tan			W		W	W	W	W	W
	Metallic beige			H		H	H	H	H	H
Paint Group 3	Silver			3		3	3	3	3	3
	White			B		B	B	B	B	B

* Paint finishes for glazed panels, window and door frames are textured only. Specify legacy finishes to match existing product only. Legacy finishes are not available for new customers.

This price list contains pricing for Core finishes. For detailed pricing of Legacy finishes, please refer to the latest release of CAP worksheet or contact your customer service representative.

In September 2008 all existing Morrison veneer finishes were transferred to our Toronto plant. All existing finishes were changed to closed pore finishing and assigned new finish codes. The older, semi-open pore finishes are no longer available and legacy finishes must be ordered with the newer finish codes beginning with "C".

As of February 2009 Legacy laminates will be priced 10% higher than Core laminates.

description	w	d	h	pattern no.	C/S	T
Windows, 8"H 	18"	2 1/4"	8"	MP3-W0818-C/S/T-Q-()	\$469.	\$525.
	24"	2 1/4"	8"	MP3-W0824-C/S/T-Q-()	525.	593.
	30"	2 1/4"	8"	MP3-W0830-C/S/T-Q-()	593.	663.
	36"	2 1/4"	8"	MP3-W0836-C/S/T-Q-()	649.	733.
	42"	2 1/4"	8"	MP3-W0842-C/S/T-Q-()	705.	788.
	48"	2 1/4"	8"	MP3-W0848-C/S/T-Q-()	772.	870.
	60"	2 1/4"	8"	MP3-W0860-C/S/T-Q-()	994.	1,119.
Windows, 14"H 	18"	2 1/4"	14"	MP3-W1418-C/S/T-Q-()	469.	525.
	24"	2 1/4"	14"	MP3-W1424-C/S/T-Q-()	525.	593.
	30"	2 1/4"	14"	MP3-W1430-C/S/T-Q-()	593.	663.
	36"	2 1/4"	14"	MP3-W1436-C/S/T-Q-()	649.	733.
	42"	2 1/4"	14"	MP3-W1442-C/S/T-Q-()	705.	788.
	48"	2 1/4"	14"	MP3-W1448-C/S/T-Q-()	772.	870.
	60"	2 1/4"	14"	MP3-W1460-C/S/T-Q-()	994.	1,119.
Windows, 26"H 	18"	2 1/4"	26"	MP3-W2618-C/S/T-Q-()	469.	525.
	24"	2 1/4"	26"	MP3-W2624-C/S/T-Q-()	525.	593.
	30"	2 1/4"	26"	MP3-W2630-C/S/T-Q-()	593.	663.
	36"	2 1/4"	26"	MP3-W2636-C/S/T-Q-()	649.	733.
	42"	2 1/4"	26"	MP3-W2642-C/S/T-Q-()	705.	788.
	48"	2 1/4"	26"	MP3-W2648-C/S/T-Q-()	772.	870.
	60"	2 1/4"	26"	MP3-W2660-C/S/T-Q-()	994.	1,119.

Order Code

Example:	MP3-W2230-C-Q-613
MP3	Panel
W	Window
22	Height
30	Width
C	Window finish
Q	Standard Special
613	Frame finish

Specification Information

Specify glazing for windows:
 C- Clear tempered glass
 S- Smoked acrylic
 T- Translucent acrylic

Frame finish

Application Notes

Windows mount on any height Morrison vertical panel of the same width with add-on connectors or full height connectors.

All windows are 1/4" less than nominal height to allow for a 1/4" horizontal reveal with light seal.

9"H windows may be mounted on 30"H and 39"H vertical panels and connected, respectively, with standard 39"H and 48"H connector tracks and post assemblies.

16"H windows may be mounted on 48"H and 64"H vertical panels and connected, respectively, with standard 64"H and 80"H connector tracks and post assemblies.

18"H windows may be mounted on 30"H and 56"H vertical panels and connected, respectively, with standard 48"H and 74"H standard connector tracks and post assemblies.

22"H windows may be mounted on 42"H vertical panels and connected with standard 64"H connector tracks and post assemblies.

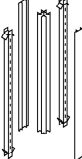
32"H windows may be mounted on 48"H vertical panels and connected with standard 80"H connector tracks and post assemblies.

Full height 48" and 64" connectors permit cantilevered shelves and overhead cabinets.

Two 16"H windows may be mounted on a 48"H upholstered panel only when using 80"H full height connector tracks and post assemblies.

Morrison Connectors, post assemblies *straight upholstered*

Standard Specials Systems

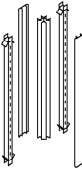
description	w	d	h	pattern no.	10	15	20	30	35	40	45
 Connector track upholstered	2 1/4"	2 1/4"	30"	MC1-30S2-()-Q	\$178.	\$178.	\$178.	\$178.	\$192.	\$192.	\$207.
	2 1/4"	2 1/4"	39"	MC1-39S2-()-Q	183.	183.	183.	183.	196.	196.	211.
	2 1/4"	2 1/4"	42"	MC1-42S2-()-Q	185.	185.	185.	185.	199.	199.	213.
	2 1/4"	2 1/4"	48"	MC1-48S2-()-Q	192.	192.	192.	192.	205.	205.	221.
	2 1/4"	2 1/4"	56"	MC1-56S2-()-Q	199.	199.	199.	199.	213.	213.	228.
	2 1/4"	2 1/4"	64"	MC1-64S2-()-Q	213.	213.	213.	213.	228.	228.	242.
	2 1/4"	2 1/4"	74"	MC1-74S2-()-Q	228.	228.	228.	228.	242.	242.	256.
	2 1/4"	2 1/4"	80"	MC1-80S2-()-Q	242.	242.	242.	242.	256.	256.	270.

Morrison System

Order Code	Specification Information	Application Notes
Example: MC1-42S2-15-W210/20-Q	Surface type:	Post assembly pricing includes connector tracks, posts and trim covers when required. Top caps and raceway covers are specified as separate kits and bulk shipped to facilitate installation
MC1 Connector	10- Fabric group 10	
42 Height	15- Fabric group 15	
S2 2 way "L"	20- Fabric group 20	
15 Surface type and group no.	25- Fabric group 25	
W210/20 Upholstery	30- Fabric group 30	
Q Standard Special	35- Fabric group 35	
	40- Fabric group 40	
	45- Fabric group 45	

Morrison Connectors, post assemblies
straight non-upholstered

Standard Specials Systems

description	type	w	d	h	pattern no	Paint	V1
	painted	2 1/4"	2 1/4"	30"	MC1-30S2-()-Q	\$135.	
		2 1/4"	2 1/4"	39"	MC1-39S2-()-Q	139.	
		2 1/4"	2 1/4"	42"	MC1-42S2-()-Q	142.	
		2 1/4"	2 1/4"	48"	MC1-48S2-()-Q	156.	
		2 1/4"	2 1/4"	56"	MC1-56S2-()-Q	171.	
		2 1/4"	2 1/4"	64"	MC1-64S2-()-Q	185.	
		2 1/4"	2 1/4"	74"	MC1-74S2-()-Q	199.	
		2 1/4"	2 1/4"	80"	MC1-80S2-()-Q	212.	
	veneer	2 1/4"	2 1/4"	30"	MC1-30S2V-()-Q		207.
		2 1/4"	2 1/4"	39"	MC1-39S2V-()-Q		211.
		2 1/4"	2 1/4"	42"	MC1-42S2V-()-Q		213.
		2 1/4"	2 1/4"	48"	MC1-48S2V-()-Q		228.
		2 1/4"	2 1/4"	56"	MC1-56S2V-()-Q		242.
		2 1/4"	2 1/4"	64"	MC1-64S2V-()-Q		256.
		2 1/4"	2 1/4"	74"	MC1-74S2V-()-Q		284.
2 1/4"	2 1/4"	80"	MC1-80S2V-()-Q		298.		

Order Code

Example:	MC1-42S2-V-4-Q
MC1	Connector
42	Height
S2	2 way "L"
V	Surface type
4	Veneer
Q	Standard Special

Specification Information

Application Notes

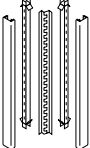
Post assembly pricing includes connector tracks, posts and trim covers when required. Top caps and raceway covers are specified as separate kits and bulk shipped to facilitate installation.

Veneer Group 1 trim covers are quartered Techgrain®.

Veneer Group 2 trim covers are rift cut Techgrain®.

Morrison Connectors, post assemblies *variable angle upholstered*

Standard Specials Systems

description	w	d	h	pattern no.	10	15	20	30	35	40	45
 Connector track upholstered	2 1/4"	2 1/4"	30"	MC1-30H1(-)-Q	\$623.	\$632.	\$632.	\$632.	\$678.	\$678.	\$684.
	2 1/4"	2 1/4"	39"	MC1-39H1(-)-Q	634.	644.	644.	644.	678.	678.	694.
	2 1/4"	2 1/4"	42"	MC1-42H1(-)-Q	642.	654.	654.	654.	678.	678.	705.
	2 1/4"	2 1/4"	48"	MC1-48H1(-)-Q	659.	669.	669.	669.	692.	692.	721.
	2 1/4"	2 1/4"	56"	MC1-56H1(-)-Q	669.	681.	681.	681.	705.	705.	734.
	2 1/4"	2 1/4"	74"	MC1-74H1(-)-Q	694.	707.	707.	707.	733.	733.	763.
	2 1/4"	2 1/4"	80"	MC1-80H1(-)-Q	712.	721.	721.	721.	746.	746.	780.

Morrison System

Order Code

Example:	MC1-64H1-15-W210/20-Q
MC1	Morrison accessory
64	Height
H1	Variable angle
15	Surface type and group no.
W210/20	Upholstery
Q	Standard Special

Specification Information

Finishes for variable angle:

Upholstered:


10-	Fabric group 10
15-	Fabric group 15
20-	Fabric group 20
30-	Fabric group 30
35-	Fabric group 35
40-	Fabric group 40
45-	Fabric group 45

Application Notes

Variable angle connector includes connector tracks, continuous hinge, and trim covers. Specify top cap and raceway cover kit separately.

Morrison Connectors, post assemblies
variable angle non-upholstered

Standard Specials Systems

description	type	w	d	h	pattern no.	P	V1
Variable angle 	painted	2 1/4"	2 1/4"	30"	MC1-30H1-()-Q	\$593.	
		2 1/4"	2 1/4"	39"	MC1-39H1-()-Q	606.	
		2 1/4"	2 1/4"	42"	MC1-42H1-()-Q	613.	
		2 1/4"	2 1/4"	48"	MC1-48H1-()-Q	630.	
		2 1/4"	2 1/4"	56"	MC1-56H1-()-Q	639.	
		2 1/4"	2 1/4"	74"	MC1-74H1-()-Q	665.	
		2 1/4"	2 1/4"	80"	MC1-80H1-()-Q	681.	
	veneer	2 1/4"	2 1/4"	30"	MC1-30H1V-()-Q		715.
		2 1/4"	2 1/4"	39"	MC1-39H1V-()-Q		729.
		2 1/4"	2 1/4"	42"	MC1-42H1V-()-Q		736.
		2 1/4"	2 1/4"	48"	MC1-48H1V-()-Q		754.
		2 1/4"	2 1/4"	56"	MC1-56H1V-()-Q		766.
		2 1/4"	2 1/4"	74"	MC174H1V-()-Q		796.
		2 1/4"	2 1/4"	80"	MC1-80H1V-()-Q		812.

Order Code

Specification Information



Application Notes

Example: **MC1-64H1-15-W210/20-Q**

MC1	Morrison accessory
64	Height
H1	Variable angle
15	Surface type and group no.
W210/20	Upholstery
Q	Standard Special


Variable angle connector includes connector tracks, continuous hinge, and trim covers. Specify top cap and raceway cover kit separately.

Morrison miscellaneous
Topcap and Raceway kit
Mid panel connector
Ceiling power components

description	h	pattern no.	list	P	V1/P1	V2/P1
Mid panel connector 	30"	MC1-C30Q	\$305.			
	39"	MC1-C39Q	305.			
	42"	MC1-C42Q	305.			
	48"	MC1-C48Q	318.			
	56"	MC1-C56Q	318.			
	64"	MC1-C64Q	318.			
	74"	MC1-C74Q	332.			
	80"	MC1-C80Q	332.			
Topcap&Raceway kit 		MT5-CS2-()-Q		44.	56.	85.
Ceiling power pole		MP2-CPP-()-Q	606.			

Order Code	Specification Information	Application Notes
Example: MC1-C30-Q		
MC1	Connector	
C	Mid panel	
30	Height	
Q	Standard Special	

Trim Cover *upholstered*

description	h	pattern no.	10	15	20	30	35	40	45
 Straight spacer upholstered	30"	MT1-30S2-()-Q	\$107.	\$107.	\$107.	\$107.	\$122.	\$122.	\$122.
	39"	MT1-39S2-()-Q	110.	110.	110.	110.	126.	126.	126.
	42"	MT1-42S2-()-Q	113.	113.	113.	113.	129.	129.	129.
	48"	MT1-48S2-()-Q	122.	122.	122.	122.	135.	135.	135.
	56"	MT1-56S2-()-Q	129.	129.	129.	129.	142.	142.	142.
	64"	MT1-64S2-()-Q	142.	142.	142.	142.	156.	156.	156.
	74"	MT1-74S2-()-Q	156.	156.	156.	156.	171.	171.	171.
	80"	MT1-80S2-()-Q	170.	170.	170.	170.	185.	185.	185.

Example: **MT1-42S2-15-W210/20-Q**


MT1	Connector
42	Height
S2	2 way "L"
15	Surface type and group no.
W210/20	Upholstery
Q	Standard Special

Surface type:

10-	Fabric group 10
15-	Fabric group 15
20-	Fabric group 20
30-	Fabric group 30
35-	Fabric group 35
40-	Fabric group 40
45-	Fabric group 45

Trim Cover

non-upholstered

description	type	h	pattern no.	Paint	VI	
 Straight spacer	painted	30"	MT1-30S2-()-Q	\$100.		
		39"	MT1-39S2-()-Q	104.		
		42"	MT1-42S2-()-Q	107.		
		48"	MT1-48S2-()-Q	113.		
		56"	MT1-56S2-()-Q	122.		
		64"	MT1-64S2-()-Q	129.		
		74"	MT1-74S2-()-Q	135.		
		80"	MT1-80S2-()-Q	149.		
	veneer	30"	MT1-30S2V-()-Q			149.
		39"	MT1-39S2V-()-Q			154.
		42"	MT1-42S2V-()-Q			156.
		48"	MT1-48S2V-()-Q			163.
		56"	MT1-56S2V-()-Q			171.
		64"	MT1-64S2V-()-Q			185.
74"	MT1-74S2V-()-Q			199.		
80"	MT1-80S2V-()-Q			212.		

Order Code

Specification Information

Application Notes

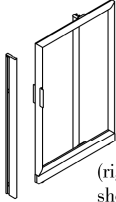
Example: **MT1-42S2-V-4-Q**

MT1	Connector
42	Height
S2	2 way "L"
V	Surface type
4	Veneer
Q	Standard Special

Veneer Group I trim covers are quartered Techgrain®.

Morrison Rolling Doors for Dividends Horizon

Standard Specials Systems

description	type	width	pattern number	RC	RC	C	C	T	T	
				1-19	20+	1-19	20+	1-19	20+	
Rolling door	64"H with lock	36"	QDMRD6436(L/R)()(-L-)	\$3,916.	\$3,404.	\$4,121.	\$3,582.	\$4,198.	\$3,650.	
 (right hand shown)	64"H with lock	42"	QDMRD6442(L/R)()(-L-)	3,916.	3,404.	4,121.	3,582.	4,198.	3,650.	
	64"H with lock	48"	QDMRD6448(L/R)()(-L-)	3,946.	3,431.	4,150.	3,608.	4,229.	3,677.	
	64"H without lock	36"	QDMRD6436(L/R)()(-N-)	3,780.	3,287.	3,905.	3,395.	3,996.	3,474.	
	64"H without lock	42"	QDMRD6442(L/R)()(-N-)	3,780.	3,287.	3,905.	3,395.	3,996.	3,474.	
	64"H without lock	48"	QDMRD6448(L/R)()(-N-)	3,811.	3,313.	3,936.	3,422.	4,026.	3,501.	
	78"H with lock	36"	QDMRD7836(L/R)()(-L-)	4,081.	3,549.	4,285.	3,726.	4,365.	3,794.	
	78"H with lock	42"	QDMRD7842(L/R)()(-L-)	4,081.	3,549.	4,285.	3,726.	4,365.	3,794.	
	78"H with lock	48"	QDMRD7848(L/R)()(-L-)	4,112.	3,575.	4,317.	3,753.	4,395.	3,821.	
	78"H without lock	36"	QDMRD7836(L/R)()(-N-)	3,946.	3,431.	4,071.	3,539.	4,161.	3,618.	
	78"H without lock	42"	QDMRD7842(L/R)()(-N-)	3,946.	3,431.	4,071.	3,539.	4,161.	3,618.	
	78"H without lock	48"	QDMRD7848(L/R)()(-N-)	3,976.	3,457.	4,102.	3,566.	4,193.	3,644.	
	Threshold for Rolling door	36"	QDMRDFT36						467.	
		42"	QDMRDFT42						479.	
		48"	QDMRDFT48						484.	

* Order standard trim components separately to fit your door application. See following Trim page for pattern numbers.

Order Code	Specification Information	Application Notes	Discount Notes
Example: QDMRD-7842-L-RC-117-L	<i>Specify:</i>	64"H rolling door kit includes door panel, post with mounting bracket, and door jamb. See Door Trim page for trim options to be specified separately at time of order entry.	Above products are Morrison product and Morrison discount will be applied.
QDM Morrison for Dividends	<i>Left / Right Hand</i>	78"H rolling door kit includes door panel, post with mounting bracket, door jamb, header and top cap for header. See Door Trim page for trim options to be specified at time of order entry.	
RD Rolling door	<i>Glazing for rolling door:</i>	36" wide doors are not ADA compliant.	
78 Height	C- Clear acrylic		
42 Width	T- Translucent acrylic		
L Left	RC- Ribbed polycarbonate		
RC Door finish	<i>Frame finish</i>		
117 Frame finish	<i>Lock / No Lock</i>		
N No lock	Rolling doors mount to the outside of Morrison workstations. <i>Trim option:</i>		
F Trim option	<i>code upch. Desc.</i>		
	S- n/c Smooth plastic		
	F- \$42 Flat metal		
	R- \$42 Radius metal		

64" High Door without Header

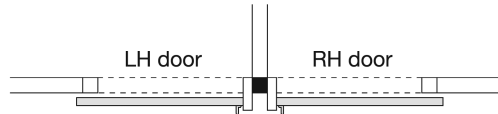
Jamb Side Trim

Top View

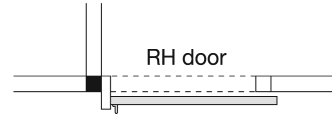
Universal Post DP2APO64
 Universal Post DP7 DP7PO64
 Post Top Cap – One Way DP()PT1
 Post Cover – Corner -DP()PC64L



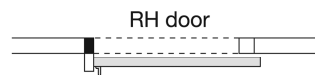
Universal Post -DP2APO64
 Universal Post DP7 -DP7PO64
 Post Top Cap – One Way -DP()PT1
 Post Cover – Straight -DP()PC64S



Universal Post -DP2APO64
 Universal Post DP7 -DP7PO64
 Post Top Cap – Two Way -DP()PT2
 Post Cover – Straight -DP()PC64S



End Top Cap -DP1 -KR7713C40V01
 -DP2A -KRQCPDD2547~
 -DPV1 -NONE
 -DP4 -KRQCPDD2547~
 -DP5 -KRQCPDD2548~
 -KRQCPDD2907
 DP7 Windows
 Top Brkts for Jambs



78" High Door w/Header

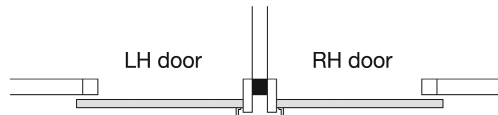
Jamb Side Trim

Top View

Universal Post -DP2APO78
 Universal Post DP7 -DP7PO78
 Post Top Cap – Two Way -DP()PT2
 Post Cover – Corner -DP()PC78L



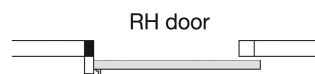
Universal Post -DP2APO78
 Universal Post DP7 -DP7PO78
 Post Top Cap – Three Way -DP()PT3
 Post Cover – Straight -DP()PC78S



Universal Post -DP2APO78
 Universal Post DP7 -DP7PO78
 Post Top Cap – Three Way -DP()PT3
 Post Cover – Straight -DP()PC78S



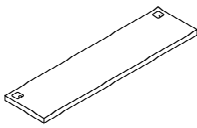
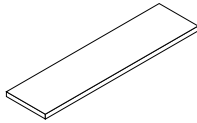
End Top Cap -DP()TCT
 DP7 Windows -KRQCPDD2907
 Top Brkts for Jambs



*See Dividends Horizon price list for component pricing.

Morrison Worksurfaces, 1 3/4" 18" D

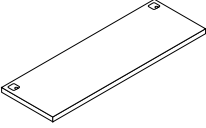
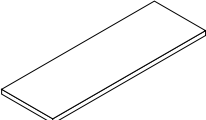
Standard Specials Systems

description	type	w	d	h	pattern no.	lam.	V1	V2
Straight, 18"D	Grommets 	18"	17 5/8"	1 3/4"	MW2-S1818-A-Q-()	\$418.	\$609.	\$819.
		24"	17 5/8"	1 3/4"	MW2-S2418-A-Q-()	418.	609.	819.
		30"	17 5/8"	1 3/4"	MW2-S3018-A-Q-()	461.	649.	879.
		36"	17 5/8"	1 3/4"	MW2-S3618-A-Q-()	505.	689.	939.
		42"	17 5/8"	1 3/4"	MW2-S4218-A-Q-()	549.	747.	1,037.
		48"	17 5/8"	1 3/4"	MW2-S4818-A-Q-()	605.	801.	1,116.
		54"	17 5/8"	1 3/4"	MW2-S5418-A-Q-()	642.	864.	1,195.
		60"	17 5/8"	1 3/4"	MW2-S6018-A-Q-()	662.	899.	1,276.
		66"	17 5/8"	1 3/4"	MW2-S6618-A-Q-()	722.	999.	1,412.
		72"	17 5/8"	1 3/4"	MW2-S7218-A-Q-()	780.	1,100.	1,534.
		78"	17 5/8"	1 3/4"	MW2-S7818-A-Q-()	839.	1,200.	1,656.
		84"	17 5/8"	1 3/4"	MW2-S8418-A-Q-()	898.	1,300.	1,777.
		90"	17 5/8"	1 3/4"	MW2-S9018-A-Q-()	957.	1,401.	1,899.
		96"	17 5/8"	1 3/4"	MW2-S9618-A-Q-()	1,016.	1,501.	2,020.
		102"	17 5/8"	1 3/4"	MW2-S10218-A-Q-()	1,075.	1,601.	2,142.
108"	17 5/8"	1 3/4"	MW2-S10818-A-Q-()	1,134.	1,702.	2,263.		
114"	17 5/8"	1 3/4"	MW2-S11418-A-Q-()	1,193.	1,802.	2,385.		
120"	17 5/8"	1 3/4"	MW2-S12018-A-Q-()	1,252.	1,902.	2,506.		
No Grommets 	18"	17 5/8"	1 3/4"	MW2-S1818-B-Q-()	349.	526.	736.	
	24"	17 5/8"	1 3/4"	MW2-S2418-B-Q-()	349.	526.	736.	
	78"	17 5/8"	1 3/4"	MW2-S7818-B-Q-()	815.	1,117.	1,573.	
	84"	17 5/8"	1 3/4"	MW2-S8418-B-Q-()	874.	1,218.	1,694.	
	90"	17 5/8"	1 3/4"	MW2-S9018-B-Q-()	933.	1,318.	1,816.	
	96"	17 5/8"	1 3/4"	MW2-S9618-B-Q-()	992.	1,418.	1,938.	
	102"	17 5/8"	1 3/4"	MW2-S10218-B-Q-()	1,051.	1,519.	2,059.	
	108"	17 5/8"	1 3/4"	MW2-S10818-B-Q-()	1,110.	1,619.	2,181.	
	114"	17 5/8"	1 3/4"	MW2-S11418-B-Q-()	1,169.	1,719.	2,302.	
	120"	17 5/8"	1 3/4"	MW2-S12018-B-Q-()	1,228.	1,820.	2,424.	

Order Code	Specification Information	Application Notes
Example: MW2-S3618-A-Q-117	<i>Grommets/no grommets:</i>	18"D worksurfaces are used interchangeably in desk and panel system applications as shallow main surfaces, extensions, or credenza tops. They must be supported at each end by a pedestal, end panel, end support cantilever or cantilever bridging bracket with a maximum span of 60" between supports.
MW2 Worksurface 1 3/4" thick	A- Worksurfaces include 3" grommet in each back corner leading into desk support or wire manager.	All worksurfaces have threaded metal inserts at all end panel, desk support and bracket locations and pilot holes at pedestal locations.
S Worksurface type	B- Worksurface does not include grommets.	
36 Width	Specify surface finish	Panel supported worksurfaces over 60" must be mid-span supported by MB2-C18 bracket, specified separately.
18 Depth	All worksurfaces are U.L.-listed.	18"D worksurfaces with desk supports or filler panels do not accept pedestals.
A Grommets		All worksurfaces are 3/8" less than nominal depth for rear wire clearance or privacy screens.
Q Standare Special		
117 Surface finish		

Morrison Worksurfaces, 1 3/4" 24" D

Standard Specials Systems

description	type	w	d	h	pattern no.	lam.	V1	V2
Straight, 24"D	 Grommets	18"	23 5/8"	1 3/4"	MW2-S1824-A-Q-()	\$469.	\$706.	\$955.
		102"	23 5/8"	1 3/4"	MW2-S10224-A-Q-()	1,304.	1,835.	2,546.
		108"	23 5/8"	1 3/4"	MW2-S10824-A-Q-()	1,422.	1,989.	2,746.
		114"	23 5/8"	1 3/4"	MW2-S11424-A-Q-()	1,540.	2,144.	2,945.
		120"	23 5/8"	1 3/4"	MW2-S12024-A-Q-()	1,658.	2,299.	3,145.
	 No Grommets	18"	23 5/8"	1 3/4"	MW2-S1824-B-Q-()	386.	623.	874.
		102"	23 5/8"	1 3/4"	MW2-S10224-B-Q-()	1,221.	1,755.	2,466.
		108"	23 5/8"	1 3/4"	MW2-S10824-B-Q-()	1,339.	1,909.	2,666.
		114"	23 5/8"	1 3/4"	MW2-S11424-B-Q-()	1,457.	2,064.	2,865.
		120"	23 5/8"	1 3/4"	MW2-S12024-B-Q-()	1,575.	2,218.	3,064.

Morrison System

Order Code

Example:	MW2-S1824-A-Q-117
MW2	Worksurface, 1 3/4" thick
S	Straight worksurface
18	Width
24	Depth
A	Grommets
Q	Standard Special
117	Surface finish

Specification Information

Grommets/no grommets:

A- Worksurfaces include 3" grommet in each back corner leading into desk support or wire manager.

B- Worksurface does not include grommets.

Specify surface finish

All worksurfaces are U.L.-listed.

Application Notes

24"D worksurfaces are used interchangeably as shallow main surfaces, extensions or credenza tops. They must be supported at each end by a pedestal, end panel, end support cantilever or cantilever bridging bracket with a maximum span of 60" between supports.

All worksurfaces have threaded metal inserts at all end panel, desk support and bracket locations and pilot holes at pedestal locations.

Use 18"D pedestals with 24"D worksurfaces for full wire management capability in desk or panel applications.

All straight worksurfaces are 3/8" less than nominal depth for rear wire clearance or privacy screens.

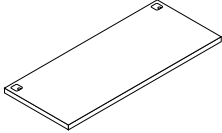
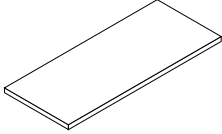
Plastic laminate worksurfaces are post-formed top and bottom, front and back.

Worksurfaces with grommets are bored to accept and are shipped with wire manager clips.

Panel supported worksurfaces over 60" must be mid-span supported by MB2-C18 bracket, specified separately.

Morrison Worksurfaces, 1 3/4" 30" D

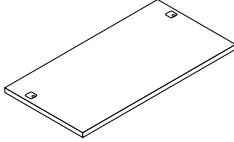
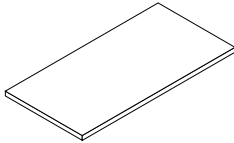
Standard Specials Systems

description	type	w	d	h	pattern no.	lam.	V1	V2
Straight, 30"D	Grommets 	18"	29 5/8"	1 3/4"	MW2-S1830-A-Q-()	\$521.	\$726.	\$1,016.
		24"	29 5/8"	1 3/4"	MW2-S2430-A-Q-()	521.	726.	1,016.
		102"	29 5/8"	1 3/4"	MW2-S10230-A-Q-()	1,436.	2,012.	2,879.
		108"	29 5/8"	1 3/4"	MW2-S10830-A-Q-()	1,554.	2,169.	3,115.
		114"	29 5/8"	1 3/4"	MW2-S11430-A-Q-()	1,672.	2,326.	3,351.
		120"	29 5/8"	1 3/4"	MW2-S12030-A-Q-()	1,790.	2,483.	3,587.
No Grommets 	No Grommets	18"	29 5/8"	1 3/4"	MW2-S1830-B-Q-()	441.	647.	939.
		24"	29 5/8"	1 3/4"	MW2-S2430-B-Q-()	441.	647.	939.
		102"	29 5/8"	1 3/4"	MW2-S10230-B-Q-()	1,352.	1,927.	2,801.
		108"	29 5/8"	1 3/4"	MW2-S10830-B-Q-()	1,470.	2,084.	3,037.
		114"	29 5/8"	1 3/4"	MW2-S11430-B-Q-()	1,588.	2,241.	3,273.
		120"	29 5/8"	1 3/4"	MW2-S12030-B-Q-()	1,706.	2,398.	3,509.

Order Code	Specification Information	Application Notes
Example: MW2-S4230A-Q-117	<i>Grommets/no grommets:</i>	30"D worksurfaces are used interchangeably in desk and panel system applications as main surfaces, extensions or credenza tops. They must be supported at each end by a pedestal, end panel, end support cantilever or cantilever bridging bracket with a maximum span of 60" between supports.
MW2 Worksurface, 1 3/4" thick	A- worksurface includes 3" grommet in each back corner leading into desk support or wire manager clips.	All straight worksurfaces are 3/8" less than nominal depth for rear wire clearance or privacy screens. Panel supported worksurfaces over 60" must be mid-span supported by MB2-C18 bracket, specified separately.
S Straight worksurface	B- worksurface does not include grommets	
42 Width	Specify surface finish.	Plastic laminate worksurfaces are post-formed top and bottom, front and back.
30 Depth	All worksurfaces are U.L.-listed.	
A Grommets		
Q Standard Special		
117 Surface finish		

Morrison Worksurfaces, 1 3/4" 36" D

Standard Specials Systems

description	type	w	d	h	pattern no.	lam.	V1	V2
Straight, 36"D	Recessed Grommets 	36"	35 3/8"	1 3/4"	MW2-S3636-R-Q-()	\$873.	\$930.	\$1,387.
		42"	35 3/8"	1 3/4"	MW2-S4236-R-Q-()	917.	1,049.	1,522.
		48"	35 3/8"	1 3/4"	MW2-S4836-R-Q-()	961.	1,168.	1,658.
		54"	35 3/8"	1 3/4"	MW2-S5436-R-Q-()	1,004.	1,287.	1,794.
		60"	35 3/8"	1 3/4"	MW2-S6036-R-Q-()	1,048.	1,407.	1,929.
		84"	35 3/8"	1 3/4"	MW2-S8436-R-Q-()	1,305.	1,797.	2,420.
		90"	35 3/8"	1 3/4"	MW2-S9036-R-Q-()	1,405.	1,933.	2,556.
		96"	35 3/8"	1 3/4"	MW2-S9636-R-Q-()	1,506.	2,069.	2,692.
		102"	35 3/8"	1 3/4"	MW2-S10236-R-Q-()	1,606.	2,204.	2,827.
		108"	35 3/8"	1 3/4"	MW2-S10836-R-Q-()	1,706.	2,340.	2,963.
		114"	35 3/8"	1 3/4"	MW2-S11436-R-Q-()	1,807.	2,476.	3,099.
		120"	35 3/8"	1 3/4"	MW2-S12036-R-Q-()	1,907.	2,611.	3,234.
No Grommets 	No Grommets	36"	35 3/8"	1 3/4"	MW2-S3636-B-Q-()	720.	848.	1,375.
		42"	35 3/8"	1 3/4"	MW2-S4236-B-Q-()	781.	968.	1,494.
		48"	35 3/8"	1 3/4"	MW2-S4836-B-Q-()	843.	1,087.	1,613.
		54"	35 3/8"	1 3/4"	MW2-S5436-B-Q-()	904.	1,206.	1,732.
		60"	35 3/8"	1 3/4"	MW2-S6036-B-Q-()	965.	1,325.	1,851.
		84"	35 3/8"	1 3/4"	MW2-S8436-B-Q-()	1,222.	1,717.	2,342.
		90"	35 3/8"	1 3/4"	MW2-S9036-B-Q-()	1,323.	1,853.	2,478.
		96"	35 3/8"	1 3/4"	MW2-S9636-B-Q-()	1,423.	1,988.	2,614.
		102"	35 3/8"	1 3/4"	MW2-S10236-B-Q-()	1,523.	2,124.	2,749.
		108"	35 3/8"	1 3/4"	MW2-S10836-B-Q-()	1,624.	2,260.	2,885.
		114"	35 3/8"	1 3/4"	MW2-S11436-B-Q-()	1,724.	2,395.	3,021.
		120"	35 3/8"	1 3/4"	MW2-S12036-B-Q-()	1,824.	2,531.	3,157.

Morrison System

Order Code

Example:	MW2-S6036R-Q-117
MW2	Worksurface, 1 3/4" thick
S	Straight worksurface
60	Width
36	Depth
R	Grommets
Q	Standare Special
117	Surface finish

Specification Information

Grommets/no grommets:
B- worksurface does not include grommets
R- worksurface includes 3" grommets recessed for use with 6" recessed desk support.
 Specify surface finish.
 All worksurfaces are U.L.-listed.

Application Notes

36"D desks may be planned with 6" recessed desk support and 24"D pedestals or end panels, or 29" or 35"W universal end panels with knee-hole filler. 36"D worksurfaces do not accept privacy screens.

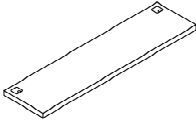
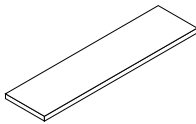
Plastic laminate worksurfaces are post-formed top and bottom, front and back.

All straight worksurfaces are 3/8" less than nominal depth for rear wire clearance or privacy screens.

Panel supported worksurfaces over 60" must be mid-span supported by MB2-C18 bracket, specified separately.

Morrison Worksurfaces, 1 3/4" 18" D + Post

Standard Specials Systems

description	type	w	d	h	pattern no.	lam.	V1	V2
Straight, 18"D + Post	Grommets 	20"	17 3/8"	1 3/4"	MW2-S2018-A-Q-()	\$418.	\$609.	\$819.
		26"	17 3/8"	1 3/4"	MW2-S2618-A-Q-()	461.	649.	879.
		32"	17 3/8"	1 3/4"	MW2-S3218-A-Q-()	505.	689.	939.
		38"	17 3/8"	1 3/4"	MW2-S3818-A-Q-()	549.	747.	1,037.
		44"	17 3/8"	1 3/4"	MW2-S4418-A-Q-()	605.	801.	1,116.
		50"	17 3/8"	1 3/4"	MW2-S5018-A-Q-()	642.	864.	1,195.
		56"	17 3/8"	1 3/4"	MW2-S5618-A-Q-()	662.	899.	1,276.
		62"	17 3/8"	1 3/4"	MW2-S6218-A-Q-()	722.	999.	1,412.
		68"	17 3/8"	1 3/4"	MW2-S6818-A-Q-()	780.	1,100.	1,534.
		74"	17 3/8"	1 3/4"	MW2-S7418-A-Q-()	839.	1,200.	1,656.
		80"	17 3/8"	1 3/4"	MW2-S8018-A-Q-()	898.	1,300.	1,777.
		86"	17 3/8"	1 3/4"	MW2-S8618-A-Q-()	957.	1,401.	1,899.
		92"	17 3/8"	1 3/4"	MW2-S9218-A-Q-()	1,016.	1,501.	2,020.
		98"	17 3/8"	1 3/4"	MW2-S9818-A-Q-()	1,075.	1,601.	2,142.
		104"	17 3/8"	1 3/4"	MW2-S10418-A-Q-()	1,134.	1,702.	2,263.
		110"	17 3/8"	1 3/4"	MW2-S11018-A-Q-()	1,193.	1,802.	2,385.
116"	17 3/8"	1 3/4"	MW2-S11618-A-Q-()	1,252.	1,902.	2,506.		
No Grommets 	No Grommets	20"	17 3/8"	1 3/4"	MW2-S2018-B-Q-()	349.	526.	736.
		26"	17 3/8"	1 3/4"	MW2-S2618-B-Q-()	386.	566.	797.
		32"	17 3/8"	1 3/4"	MW2-S3218-B-Q-()	422.	607.	857.
		38"	17 3/8"	1 3/4"	MW2-S3818-B-Q-()	466.	664.	955.
		44"	17 3/8"	1 3/4"	MW2-S4418-B-Q-()	523.	719.	1,034.
		50"	17 3/8"	1 3/4"	MW2-S5018-B-Q-()	559.	781.	1,113.
		56"	17 3/8"	1 3/4"	MW2-S5618-B-Q-()	579.	817.	1,193.
		62"	17 3/8"	1 3/4"	MW2-S6218-B-Q-()	640.	917.	1,330.
		68"	17 3/8"	1 3/4"	MW2-S6818-B-Q-()	756.	1,017.	1,451.
		74"	17 3/8"	1 3/4"	MW2-S7418-B-Q-()	815.	1,117.	1,573.
		80"	17 3/8"	1 3/4"	MW2-S8018-B-Q-()	874.	1,218.	1,694.
		86"	17 3/8"	1 3/4"	MW2-S8618-B-Q-()	933.	1,318.	1,816.
		92"	17 3/8"	1 3/4"	MW2-S9218-B-Q-()	992.	1,418.	1,938.
		98"	17 3/8"	1 3/4"	MW2-S9818-B-Q-()	1,051.	1,519.	2,059.
		104"	17 3/8"	1 3/4"	MW2-S10418-B-Q-()	1,110.	1,619.	2,181.
		110"	17 3/8"	1 3/4"	MW2-S11018-B-Q-()	1,169.	1,719.	2,302.
116"	17 3/8"	1 3/4"	MW2-S11618-B-Q-()	1,228.	1,820.	2,424.		

Order Code

Example:	MW2-S3818-B-Q-117
MW2	Worksurface 1 3/4" thick
S	Worksurface type
38	Width
18	Depth
B	No grommets
Q	Standard Special
117	Surface finish

Specification Information

Grommets/no grommets:
A- Worksurfaces include 3" grommet in each back corner leading into desk support or wire manager.
B- Worksurface does not include grommets.
Specify surface finish
All worksurfaces are U.L.-listed.

Application Notes

18"D worksurfaces are used interchangeably in desk and panel system applications as shallow main surfaces, extensions, or credenza tops. They must be supported at each end by a pedestal, end panel, end support cantilever or cantilever bridging bracket with a maximum span of 60" between supports.

All worksurfaces have threaded metal inserts at all end panel, desk support and bracket locations and pilot holes at pedestal locations.

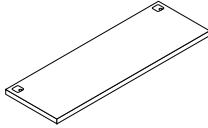
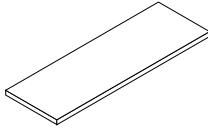
Panel supported worksurfaces over 60" must be mid-span supported by MB2-C18 bracket, specified separately.

18"D worksurfaces with desk supports or filler panels do not accept pedestals.

All worksurfaces are 3/8" less than nominal depth for rear wire clearance or privacy screens.

Morrison Worksurfaces, 1 3/4" 24" D + Post

Standard Specials Systems

description	type	w	d	h	pattern no.	lam.	V1	V2
Straight, 24"D + Post	Grommets 	20"	23 5/8"	1 3/4"	MW2-S2024-A-Q-()	\$469.	\$706.	\$955.
		26"	23 5/8"	1 3/4"	MW2-S2624-A-Q-()	506.	725.	994.
		32"	23 5/8"	1 3/4"	MW2-S3224-A-Q-()	548.	766.	1,036.
		38"	23 5/8"	1 3/4"	MW2-S3824-A-Q-()	605.	802.	1,115.
		44"	23 5/8"	1 3/4"	MW2-S4424-A-Q-()	642.	880.	1,237.
		50"	23 5/8"	1 3/4"	MW2-S5024-A-Q-()	682.	958.	1,335.
		56"	23 5/8"	1 3/4"	MW2-S5624-A-Q-()	739.	1,021.	1,412.
		62"	23 5/8"	1 3/4"	MW2-S6224-A-Q-()	798.	1,115.	1,553.
		68"	23 5/8"	1 3/4"	MW2-S6824-A-Q-()	876.	1,211.	1,713.
		74"	23 5/8"	1 3/4"	MW2-S7424-A-Q-()	952.	1,310.	1,829.
		80"	23 5/8"	1 3/4"	MW2-S8024-A-Q-()	1,010.	1,407.	1,968.
		86"	23 5/8"	1 3/4"	MW2-S8624-A-Q-()	1,087.	1,526.	2,149.
		92"	23 5/8"	1 3/4"	MW2-S9224-A-Q-()	1,186.	1,680.	2,347.
		98"	23 5/8"	1 3/4"	MW2-S9824-A-Q-()	1,304.	1,835.	2,546.
		104"	23 5/8"	1 3/4"	MW2-S10424-A-Q-()	1,422.	1,989.	2,746.
		110"	23 5/8"	1 3/4"	MW2-S11024-A-Q-()	1,540.	2,144.	2,945.
116"	23 5/8"	1 3/4"	MW2-S11624-A-Q-()	1,658.	2,299.	3,145.		
No Grommets		20"	23 5/8"	1 3/4"	MW2-S2024-B-Q-()	386.	623.	874.
		26"	23 5/8"	1 3/4"	MW2-S2624-B-Q-()	422.	643.	916.
		32"	23 5/8"	1 3/4"	MW2-S3224-B-Q-()	466.	683.	955.
		38"	23 5/8"	1 3/4"	MW2-S3824-B-Q-()	523.	719.	1,034.
		44"	23 5/8"	1 3/4"	MW2-S4424-B-Q-()	559.	800.	1,154.
		50"	23 5/8"	1 3/4"	MW2-S5024-B-Q-()	602.	877.	1,253.
		56"	23 5/8"	1 3/4"	MW2-S5624-B-Q-()	655.	940.	1,330.
		62"	23 5/8"	1 3/4"	MW2-S6224-B-Q-()	715.	1,034.	1,471.
		68"	23 5/8"	1 3/4"	MW2-S6824-B-Q-()	791.	1,132.	1,632.
		74"	23 5/8"	1 3/4"	MW2-S7424-B-Q-()	870.	1,228.	1,752.
		80"	23 5/8"	1 3/4"	MW2-S8024-B-Q-()	930.	1,325.	1,889.
		86"	23 5/8"	1 3/4"	MW2-S8624-B-Q-()	1,003.	1,446.	2,067.
		92"	23 5/8"	1 3/4"	MW2-S9224-B-Q-()	1,103.	1,600.	2,267.
		98"	23 5/8"	1 3/4"	MW2-S9824-B-Q-()	1,221.	1,755.	2,466.
		104"	23 5/8"	1 3/4"	MW2-S10424-B-Q-()	1,339.	1,909.	2,666.
		110"	23 5/8"	1 3/4"	MW2-S11024-B-Q-()	1,457.	2,064.	2,865.
116"	23 5/8"	1 3/4"	MW2-S11624-B-Q-()	1,575.	2,218.	3,064.		

Morrison System

Order Code	Specification Information	Application Notes
Example: MW2-S7424-A-Q-117	<i>Grommets/no grommets:</i>	24"D worksurfaces are used interchangeably as shallow main surfaces, extensions or credenza tops. They must be supported at each end by a pedestal, end panel, end support cantilever or cantilever bridging bracket with a maximum span of 60" between supports.
MW2 Worksurface, 1 3/4" thick	A- Worksurfaces include 3" grommet in each back corner leading into desk support or wire manager.	
S Straight worksurface	B- Worksurface does not include grommets.	All worksurfaces have threaded metal inserts at all end panel, desk support and bracket locations and pilot holes at pedestal locations.
74 Width	Specify surface finish	
24 Depth	All worksurfaces are U.L.-listed.	Use 18"D pedestals with 24"D worksurfaces for full wire management capability in desk or panel applications.
A Grommets		
Q Standard Special		All straight worksurfaces are 3/8" less than nominal depth for rear wire clearance or privacy screens.
117 Surface finish		

Plastic laminate worksurfaces are post-formed top and bottom, front and back.

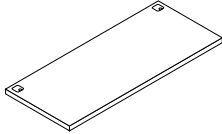
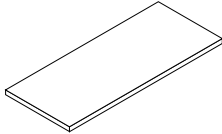
Worksurfaces with grommets are bored to accept and are shipped with wire manager clips.

Panel supported worksurfaces over 60" must be mid-span supported by MB2-C18 bracket, specified separately.

Morrison Worksurfaces, 1 3/4"

30" D + Post

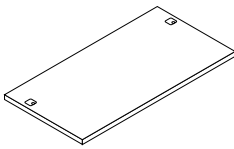
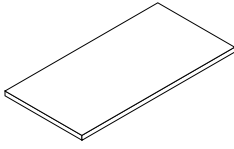
Standard Specials Systems

description	type	w	d	h	pattern no.	lam.	V1	V2
Straight, 30"D + Post		20"	29 5/8"	1 3/4"	MW2-S2030-A-Q-()	\$521.	\$726.	\$1,016.
		26"	29 5/8"	1 3/4"	MW2-S2630-A-Q-()	564.	784.	1,096.
		32"	29 5/8"	1 3/4"	MW2-S3230-A-Q-()	624.	841.	1,176.
		38"	29 5/8"	1 3/4"	MW2-S3830-A-Q-()	661.	900.	1,253.
		44"	29 5/8"	1 3/4"	MW2-S4430-A-Q-()	719.	977.	1,352.
		50"	29 5/8"	1 3/4"	MW2-S5030-A-Q-()	755.	1,056.	1,429.
		56"	29 5/8"	1 3/4"	MW2-S5630-A-Q-()	798.	1,115.	1,553.
		62"	29 5/8"	1 3/4"	MW2-S6230-A-Q-()	858.	1,194.	1,691.
		68"	29 5/8"	1 3/4"	MW2-S6830-A-Q-()	952.	1,310.	1,829.
		74"	29 5/8"	1 3/4"	MW2-S7430-A-Q-()	1,030.	1,429.	1,988.
		80"	29 5/8"	1 3/4"	MW2-S8030-A-Q-()	1,107.	1,545.	2,169.
		86"	29 5/8"	1 3/4"	MW2-S8630-A-Q-()	1,205.	1,698.	2,407.
		92"	29 5/8"	1 3/4"	MW2-S9230-A-Q-()	1,318.	1,855.	2,643.
		98"	29 5/8"	1 3/4"	MW2-S9830-A-Q-()	1,436.	2,012.	2,879.
		104"	29 5/8"	1 3/4"	MW2-S10430-A-Q-()	1,554.	2,169.	3,115.
		110"	29 5/8"	1 3/4"	MW2-S11030-A-Q-()	1,672.	2,326.	3,351.
116"	29 5/8"	1 3/4"	MW2-S11630-A-Q-()	1,790.	2,483.	3,587.		
No Grommets		20"	29 5/8"	1 3/4"	MW2-S2030-B-Q-()	441.	647.	939.
		26"	29 5/8"	1 3/4"	MW2-S2630-B-Q-()	485.	704.	1,017.
		32"	29 5/8"	1 3/4"	MW2-S3230-B-Q-()	543.	762.	1,095.
		38"	29 5/8"	1 3/4"	MW2-S3830-B-Q-()	579.	817.	1,175.
		44"	29 5/8"	1 3/4"	MW2-S4430-B-Q-()	637.	894.	1,273.
		50"	29 5/8"	1 3/4"	MW2-S5030-B-Q-()	676.	976.	1,349.
		56"	29 5/8"	1 3/4"	MW2-S5630-B-Q-()	715.	1,034.	1,471.
		62"	29 5/8"	1 3/4"	MW2-S6230-B-Q-()	778.	1,113.	1,611.
		68"	29 5/8"	1 3/4"	MW2-S6830-B-Q-()	870.	1,228.	1,752.
		74"	29 5/8"	1 3/4"	MW2-S7430-B-Q-()	949.	1,349.	1,907.
		80"	29 5/8"	1 3/4"	MW2-S8030-B-Q-()	1,027.	1,463.	2,086.
		86"	29 5/8"	1 3/4"	MW2-S8630-B-Q-()	1,122.	1,617.	2,328.
		92"	29 5/8"	1 3/4"	MW2-S9230-B-Q-()	1,234.	1,770.	2,565.
		98"	29 5/8"	1 3/4"	MW2-S9830-B-Q-()	1,352.	1,927.	2,801.
		104"	29 5/8"	1 3/4"	MW2-S10430-B-Q-()	1,470.	2,084.	3,037.
		110"	29 5/8"	1 3/4"	MW2-S11030-B-Q-()	1,588.	2,241.	3,273.
116"	29 5/8"	1 3/4"	MW2-S11630-B-Q-()	1,706.	2,398.	3,509.		

Order Code	Specification Information	Application Notes
Example: MW2-S4430A-Q-117	<i>Grommets/no grommets:</i>	30"D worksurfaces are used interchangeably in desk and panel system applications as main surfaces, extensions or credenza tops. They must be supported at each end by a pedestal, end panel, end support cantilever or cantilever bridging bracket with a maximum span of 60" between supports.
MW2 Worksurface, 1 3/4" thick	A- worksurface includes 3" grommet in each back corner leading into desk support or wire manager clips.	
S Straight worksurface	B- worksurface does not include grommets	All straight worksurfaces are 3/8" less than nominal depth for rear wire clearance or privacy screens.
44 Width	Specify surface finish.	
30 Depth		Panel supported worksurfaces over 60" must be mid-span supported by MB2-C18 bracket, specified separately.
A Grommets		
Q Standard Special		
117 Surface finish		
	All worksurfaces are U.L.-listed.	

Morrison Worksurfaces, 1 3/4" 36" D + Post

Standard Specials Systems

description	type	w	d	h	pattern no.	lam.	V1	V2
Straight, 36"D + Post	Recessed Grommets 	38"	35 3/8"	1 3/4"	MW2-S3836-R-Q-()	\$917.	\$1,049.	\$1,522.
		44"	35 3/8"	1 3/4"	MW2-S4436-R-Q-()	961.	1,168.	1,658.
		50"	35 3/8"	1 3/4"	MW2-S5036-R-Q-()	1,004.	1,287.	1,794.
		56"	35 3/8"	1 3/4"	MW2-S5636-R-Q-()	1,048.	1,407.	1,929.
		62"	35 3/8"	1 3/4"	MW2-S6236-R-Q-()	1,077.	1,467.	2,039.
		68"	35 3/8"	1 3/4"	MW2-S6836-R-Q-()	1,107.	1,526.	2,149.
		74"	35 3/8"	1 3/4"	MW2-S7436-R-Q-()	1,205.	1,661.	2,284.
		80"	35 3/8"	1 3/4"	MW2-S8036-R-Q-()	1,305.	1,797.	2,420.
		86"	35 3/8"	1 3/4"	MW2-S8636-R-Q-()	1,405.	1,933.	2,556.
		92"	35 3/8"	1 3/4"	MW2-S9236-R-Q-()	1,506.	2,069.	2,692.
		98"	35 3/8"	1 3/4"	MW2-S9836-R-Q-()	1,606.	2,204.	2,827.
		104"	35 3/8"	1 3/4"	MW2-S10436-R-Q-()	1,706.	2,340.	2,963.
		110"	35 3/8"	1 3/4"	MW2-S11036-R-Q-()	1,807.	2,476.	3,099.
		116"	35 3/8"	1 3/4"	MW2-S11636-R-Q-()	1,907.	2,611.	3,234.
No Grommets 	No Grommets	38"	35 3/8"	1 3/4"	MW2-S3836-B-Q-()	781.	968.	1,494.
		44"	35 3/8"	1 3/4"	MW2-S4436-B-Q-()	843.	1,087.	1,613.
		50"	35 3/8"	1 3/4"	MW2-S5036-B-Q-()	904.	1,206.	1,732.
		56"	35 3/8"	1 3/4"	MW2-S5636-B-Q-()	965.	1,325.	1,851.
		62"	35 3/8"	1 3/4"	MW2-S6236-B-Q-()	996.	1,385.	1,960.
		68"	35 3/8"	1 3/4"	MW2-S6836-B-Q-()	1,027.	1,446.	2,067.
		74"	35 3/8"	1 3/4"	MW2-S7436-B-Q-()	1,122.	1,581.	2,207.
		80"	35 3/8"	1 3/4"	MW2-S8036-B-Q-()	1,222.	1,717.	2,342.
		86"	35 3/8"	1 3/4"	MW2-S8636-B-Q-()	1,323.	1,853.	2,478.
		92"	35 3/8"	1 3/4"	MW2-S9236-B-Q-()	1,423.	1,988.	2,614.
		98"	35 3/8"	1 3/4"	MW2-S9836-B-Q-()	1,523.	2,124.	2,749.
		104"	35 3/8"	1 3/4"	MW2-S10436-B-Q-()	1,624.	2,260.	2,885.
		110"	35 3/8"	1 3/4"	MW2-S11036-B-Q-()	1,724.	2,395.	3,021.
		116"	35 3/8"	1 3/4"	MW2-S11636-B-Q-()	1,824.	2,531.	3,157.

Morrison System

Order Code

Example:	MW2-S6836R-Q-117
MW2	Worksurface, 1 3/4" thick
S	Straight worksurface
68	Width
36	Depth
R	Grommets
Q	Standard Special
117	Surface finish

Specificatin Information

Grommets/no grommets:
 B- worksurface does not include grommets
 R- worksurface includes 3" grommets recessed for use with 6" recessed desk support.
 Specify surface finish.
 All worksurfaces are U.L.-listed.

Application Notes

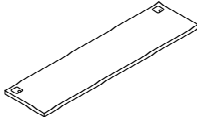
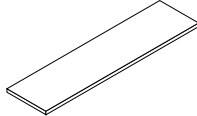
36"D desks may be planned with 6" recessed desk support and 24"D pedestals or end panels, or 29" or 35"W universal end panels with kneehole filler. 36"D worksurfaces do not accept privacy screens.
 Plastic laminate worksurfaces are post-formed top and bottom, front and back.

Panel supported worksurfaces over 60" must be mid-span supported by MB2-C18 bracket, specified separately.

All straight worksurfaces are 3/8" less than nominal depth for rear wire clearance or privacy screens.

Morrison Worksurfaces, 1 1/4" 18" D

Standard Specials Systems

description	type	w	d	h	pattern no.	lam.	V1	V2
Straight, 18"D	Grommets 	18"	17 5/8"	1 1/4"	MU1-S1818-A-Q-()	\$350.	\$511.	\$704.
		24"	17 5/8"	1 1/4"	MU1-S2418-A-Q-()	350.	511.	704.
		30"	17 5/8"	1 1/4"	MU1-S3018-A-Q-()	381.	546.	759.
		36"	17 5/8"	1 1/4"	MU1-S3618-A-Q-()	413.	582.	813.
		42"	17 5/8"	1 1/4"	MU1-S4218-A-Q-()	430.	623.	887.
		48"	17 5/8"	1 1/4"	MU1-S4818-A-Q-()	487.	677.	964.
		54"	17 5/8"	1 1/4"	MU1-S5418-A-Q-()	505.	714.	1,021.
		60"	17 5/8"	1 1/4"	MU1-S6018-A-Q-()	526.	752.	1,099.
		66"	17 5/8"	1 1/4"	MU1-S6618-A-Q-()	562.	827.	1,207.
		72"	17 5/8"	1 1/4"	MU1-S7218-A-Q-()	617.	917.	1,324.
		78"	17 5/8"	1 1/4"	MU1-S7818-A-Q-()	676.	1,007.	1,442.
		84"	17 5/8"	1 1/4"	MU1-S8418-A-Q-()	735.	1,096.	1,560.
		90"	17 5/8"	1 1/4"	MU1-S9018-A-Q-()	794.	1,186.	1,678.
		96"	17 5/8"	1 1/4"	MU1-S9618-A-Q-()	853.	1,276.	1,796.
		102"	17 5/8"	1 1/4"	MU1-S10218-A-Q-()	912.	1,365.	1,914.
		108"	17 5/8"	1 1/4"	MU1-S10818-A-Q-()	971.	1,455.	2,032.
114"	17 5/8"	1 1/4"	MU1-S11418-A-Q-()	1,030.	1,545.	2,150.		
120"	17 5/8"	1 1/4"	MU1-S12018-A-Q-()	1,089.	1,634.	2,268.		
No Grommets 	18"	17 5/8"	1 1/4"	MU1-S1818-B-Q-()	267.	428.	622.	
	78"	17 5/8"	1 1/4"	MU1-S7818-B-Q-()	653.	924.	1,359.	
	84"	17 5/8"	1 1/4"	MU1-S8418-B-Q-()	712.	1,014.	1,477.	
	90"	17 5/8"	1 1/4"	MU1-S9018-B-Q-()	771.	1,103.	1,595.	
	96"	17 5/8"	1 1/4"	MU1-S9618-B-Q-()	830.	1,193.	1,713.	
	102"	17 5/8"	1 1/4"	MU1-S10218-B-Q-()	889.	1,283.	1,831.	
	108"	17 5/8"	1 1/4"	MU1-S10818-B-Q-()	948.	1,372.	1,949.	
	114"	17 5/8"	1 1/4"	MU1-S11418-B-Q-()	1,007.	1,462.	2,067.	
120"	17 5/8"	1 1/4"	MU1-S12018-B-Q-()	1,066.	1,552.	2,185.		

Order Code

Example:	MU1-S4818-A-Q-117
MU1	Worksurface 1 1/4" thick
S	Worksurface type
48	Width
18	Depth
A	Grommets
Q	Standard Special
117	Surface finish
Q	Standard Special

Specification Information

Grommets/no grommets:

A- Worksurfaces include 3" grommet in each back corner leading into desk support or wire manager.

B- Worksurface does not include grommets.

Specify surface finish.
1 1/4" worksurfaces are 3-ply, solid core construction with threaded metal inserts at all end panel, desk support and bracket locations and pilot holes at pedestal locations.

Worksurfaces with grommets are bored to accept and are shipped with wire manager clips.

All worksurfaces are U.L.-listed.

Application Notes

18"D worksurfaces are used interchangeably in desk and panel system applications as shallow main surfaces, extensions, or credenza tops. They may be supported at each end by an 18" end support bracket, 18" cantilever bracket, 18"W conference end panel, 18"D pedestal, or 12"W end panel (MN2-E12) in conjunction with a desk support.

18"D worksurfaces with desk supports do not accept pedestals.

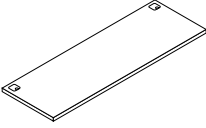
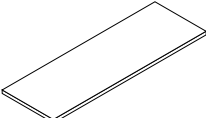
All worksurfaces are 3/8" less than nominal depth for rear wire clearance or privacy screens.

Panel-supported 1 1/4" worksurfaces over 48" must be mid-span supported by MB2-C18 bracket, specified separately.

Suspended pedestals may not be used with 1 1/4" worksurfaces

Morrison Worksurfaces, 1 1/4" 24" D

Standard Specials Systems

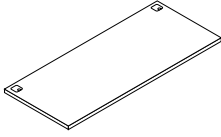
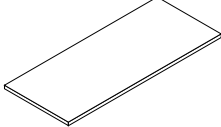
description	type	w	d	h	pattern no.	lam.	V1	V2
Straight, 24"D	Grommets 	18"	23 5/8"	1 1/4"	MU1-S1824-A-Q-()	\$376.	\$602.	\$830.
		102"	23 5/8"	1 1/4"	MU1-S10224-A-Q-()	1,002.	1,483.	2,139.
		108"	23 5/8"	1 1/4"	MU1-S10824-A-Q-()	1,079.	1,601.	2,310.
		114"	23 5/8"	1 1/4"	MU1-S11424-A-Q-()	1,155.	1,719.	2,482.
		120"	23 5/8"	1 1/4"	MU1-S12024-A-Q-()	1,232.	1,837.	2,653.
No Grommets 	No Grommets	18"	23 5/8"	1 1/4"	MU1-S1824-B-Q-()	299.	523.	752.
		102"	23 5/8"	1 1/4"	MU1-S10224-B-Q-()	919.	1,402.	2,060.
		108"	23 5/8"	1 1/4"	MU1-S10824-B-Q-()	996.	1,520.	2,231.
		114"	23 5/8"	1 1/4"	MU1-S11424-B-Q-()	1,073.	1,638.	2,402.
		120"	23 5/8"	1 1/4"	MU1-S12024-B-Q-()	1,149.	1,756.	2,574.

Morrison System

Order Code	Specification Information	Application Notes
Example: MU1-S10224-B-Q-117	<i>Grommets/no grommets:</i>	24"D worksurfaces are used interchangeably as shallow main surfaces, extensions or credenza tops. They can be supported at each end by 24" end support bracket, 24" cantilever bracket, 24"W end panel, 18"D pedestal or end panel in conjunction with desk support.
MU1 Worksurface, 1 1/4" thick	A- Worksurfaces include 3" grommet in each back corner leading into desk support or wire manager.	
S Straight worksurface	B- Worksurface does not include grommets.	Suspended pedestals may not be used with 1 1/4" worksurfaces
102 Width	Specify surface finish.	
24 Depth	1 1/4" worksurfaces are 3-ply, solid core construction with threaded metal inserts at all end panel, desk support and bracket locations and pilot holes at pedestal locations.	Use 18"D pedestals with 24"D worksurfaces for full wire management capability in desk or panel applications.
B No grommets	Worksurfaces with grommets are bored to accept and are shipped with wire manager clips.	
Q Standard Special	All worksurfaces are U.L.-listed.	All straight worksurfaces are 3/8" less than nominal depth for rear wire clearance or privacy screens.
117 Surface finish		Panel-supported 1 1/4" worksurfaces over 48" must be mid-span supported by MB2-C18 bracket, specified separately.

Morrison Worksurfaces, 1 1/4" 30" D

Standard Specials Systems

description	type	w	d	h	pattern no.	lam,	V1	V2
Straight, 30"D		18"	29 5/8"	1 1/4"	MU1-S1830-A-Q-()	\$414.	\$614.	\$885.
		24"	29 5/8"	1 1/4"	MU1-S2430-A-Q-()	414.	614.	885.
		102"	29 5/8"	1 1/4"	MU1-S10230-A-Q-()	1,075.	1,580.	2,326.
		108"	29 5/8"	1 1/4"	MU1-S10830-A-Q-()	1,158.	1,698.	2,499.
		114"	29 5/8"	1 1/4"	MU1-S11430-A-Q-()	1,240.	1,816.	2,673.
		120"	29 5/8"	1 1/4"	MU1-S12030-A-Q-()	1,323.	1,934.	2,846.
No Grommets		18"	29 5/8"	1 1/4"	MU1-S1830-B-Q-()	336.	536.	807.
		24"	29 5/8"	1 1/4"	MU1-S2430-B-Q-()	336.	536.	807.
		102"	29 5/8"	1 1/4"	MU1-S10230-B-Q-()	994.	1,500.	2,247.
		108"	29 5/8"	1 1/4"	MU1-S10830-B-Q-()	1,076.	1,618.	2,420.
		114"	29 5/8"	1 1/4"	MU1-S11430-B-Q-()	1,159.	1,736.	2,594.
		120"	29 5/8"	1 1/4"	MU1-S12030-B-Q-()	1,241.	1,854.	2,767.

Order Code

Example:	MU1-S2430B-Q-117
MU1	Worksurface, 1 1/4" thick
S	Straight worksurface
24	Width
30	Depth
B	No grommets
Q	Standard Specials
117	Surface finish

Specification Information

Grommets/no grommets:

- A- worksurface includes 3" grommet in each back corner leading into desk support or wire manager clips.
 - B- worksurface does not include grommets
- Specify surface finish.

1 1/4" worksurfaces are 3-ply, solid core construction with threaded metal inserts at all end panel, desk support and bracket locations and pilot holes at pedestal locations.

All worksurfaces are U.L.-listed. Plastic laminate worksurfaces are post-formed top and bottom, front and back.

Application Notes

30"D worksurfaces are used interchangeably in desk and panel system applications as main surfaces, extensions or credenza tops. They can be supported at each end by 30" end support bracket, 30" cantilever bracket, 30" flat bracket, 30"W end panel, 24"D pedestal or end panel in conjunction with desk support, or 30"D pedestal.

All straight worksurfaces are 3/8" less than nominal depth for rear wire clearance or privacy screens.

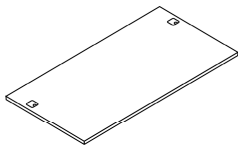
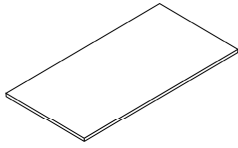
Panel-supported 1 1/4" worksurfaces over 48" must be mid-span supported by MB2-C18 bracket, specified separately.

Worksurfaces with grommets are bored to accept and are shipped with wire manager clips.

Suspended pedestals may not be used with 1 1/4" worksurfaces.

Morrison Worksurfaces, 1 1/4" 36" D

Standard Specials Systems

description	type	w	d	h	pattern no.	lam.	V1	V2
Straight, 36"D		36"	35 5/8"	1 1/4"	MU1-S3636-R-Q-()	\$568.	\$792.	\$1,185.
		42"	35 5/8"	1 1/4"	MU1-S4236-R-Q-()	607.	847.	1,258.
		48"	35 5/8"	1 1/4"	MU1-S4836-R-Q-()	641.	900.	1,335.
		54"	35 5/8"	1 1/4"	MU1-S5436-R-Q-()	677.	974.	1,428.
		60"	35 5/8"	1 1/4"	MU1-S6036-R-Q-()	714.	1,034.	1,520.
		66"	35 5/8"	1 1/4"	MU1-S6636-R-Q-()	750.	1,088.	1,633.
		72"	35 5/8"	1 1/4"	MU1-S7236-R-Q-()	824.	1,181.	1,745.
		78"	35 5/8"	1 1/4"	MU1-S7836-R-Q-()	884.	1,272.	1,905.
		84"	35 5/8"	1 1/4"	MU1-S8436-R-Q-()	946.	1,363.	2,043.
		90"	35 5/8"	1 1/4"	MU1-S9036-R-Q-()	996.	1,442.	2,163.
		96"	35 5/8"	1 1/4"	MU1-S9636-R-Q-()	1,075.	1,560.	2,336.
		102"	35 5/8"	1 1/4"	MU1-S10236-R-Q-()	1,158.	1,678.	2,510.
		108"	35 5/8"	1 1/4"	MU1-S10836-R-Q-()	1,240.	1,796.	2,683.
		114"	35 5/8"	1 1/4"	MU1-S11436-R-Q-()	1,323.	1,914.	2,857.
120"	35 5/8"	1 1/4"	MU1-S12036-R-Q-()	1,405.	2,032.	3,030.		
No Grommets		36"	35 5/8"	1 1/4"	MU1-S3636-B-Q-()	487.	712.	1,107.
		42"	35 5/8"	1 1/4"	MU1-S4236-B-Q-()	526.	767.	1,180.
		48"	35 5/8"	1 1/4"	MU1-S4836-B-Q-()	562.	824.	1,256.
		54"	35 5/8"	1 1/4"	MU1-S5436-B-Q-()	597.	896.	1,350.
		60"	35 5/8"	1 1/4"	MU1-S6036-B-Q-()	635.	956.	1,443.
		66"	35 5/8"	1 1/4"	MU1-S6636-B-Q-()	671.	1,005.	1,554.
		72"	35 5/8"	1 1/4"	MU1-S7236-B-Q-()	743.	1,102.	1,666.
		78"	35 5/8"	1 1/4"	MU1-S7836-B-Q-()	801.	1,192.	1,823.
		84"	35 5/8"	1 1/4"	MU1-S8436-B-Q-()	864.	1,283.	1,959.
		90"	35 5/8"	1 1/4"	MU1-S9036-B-Q-()	918.	1,365.	2,084.
		96"	35 5/8"	1 1/4"	MU1-S9636-B-Q-()	994.	1,480.	2,257.
		102"	35 5/8"	1 1/4"	MU1-S10236-B-Q-()	1,076.	1,598.	2,431.
		108"	35 5/8"	1 1/4"	MU1-S10836-B-Q-()	1,159.	1,716.	2,604.
		114"	35 5/8"	1 1/4"	MU1-S11436-B-Q-()	1,241.	1,834.	2,778.
120"	35 5/8"	1 1/4"	MU1-S12036-B-Q-()	1,324.	1,952.	2,951.		

Morrison System

Order Code

Example:	MU1-S3636B-Q-117
MU1	Worksurface, 1 1/4" thick
S	Straight worksurface
36	Width
36	Depth
B	No grommets
Q	Standard Specials
117	Surface finish

Specification Information

- Grommets/no grommets:*
- A- worksurface includes 3" grommet in each back corner leading into desk support or wire manager clips.
 - B- worksurface does not include grommets
- Specify surface finish.

1 1/4" worksurfaces are 3-ply, solid core construction with threaded metal inserts at all end panel, desk support and bracket locations and pilot holes at pedestal locations.

All worksurfaces are U.L.-listed. Plastic laminate worksurfaces are post-formed top and bottom, front and back.

Application Notes

36"D worksurfaces are used interchangeably in desk and panel system applications as main surfaces, extensions or credenza tops. They can be supported at each end by 30" end support bracket, 30" cantilever bracket, 36" flat bracket, 30"W end panel, 24"D pedestal or end panel in conjunction with desk support, or 30"D pedestal.

All straight worksurfaces are 3/8" less than nominal depth for rear wire clearance or privacy screens.

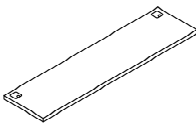
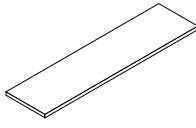
Panel-supported 1 1/4" worksurfaces over 48" must be mid-span supported by MB2-C18 bracket, specified separately.

Worksurfaces with grommets are bored to accept and are shipped with wire manager clips.

Suspended pedestals may not be used with 1 1/4" worksurfaces.

Morrison Worksurfaces, 1 1/4" 18" D + Post

Standard Specials Systems

description	type	w	d	h	pattern no.	lam.	V1	V2
Straight, 18"D + Post	Grommets 	20"	17 5/8"	1 1/4"	MU1-S2018-A-Q-()	\$350.	\$511.	\$704.
		26"	17 5/8"	1 1/4"	MU1-S2618-A-Q-()	381.	546.	759.
		32"	17 5/8"	1 1/4"	MU1-S3218-A-Q-()	413.	582.	813.
		38"	17 5/8"	1 1/4"	MU1-S3818-A-Q-()	430.	623.	887.
		44"	17 5/8"	1 1/4"	MU1-S4418-A-Q-()	487.	677.	964.
		50"	17 5/8"	1 1/4"	MU1-S5018-A-Q-()	505.	714.	1,021.
		56"	17 5/8"	1 1/4"	MU1-S5618-A-Q-()	526.	752.	1,099.
		62"	17 5/8"	1 1/4"	MU1-S6218-A-Q-()	562.	827.	1,207.
		68"	17 5/8"	1 1/4"	MU1-S6818-A-Q-()	617.	917.	1,324.
		74"	17 5/8"	1 1/4"	MU1-S7418-A-Q-()	676.	1,007.	1,442.
		80"	17 5/8"	1 1/4"	MU1-S8018-A-Q-()	735.	1,096.	1,560.
		86"	17 5/8"	1 1/4"	MU1-S8618-A-Q-()	794.	1,186.	1,678.
		92"	17 5/8"	1 1/4"	MU1-S9218-A-Q-()	853.	1,276.	1,796.
		98"	17 5/8"	1 1/4"	MU1-S9818-A-Q-()	912.	1,365.	1,914.
		104"	17 5/8"	1 1/4"	MU1-S10418-A-Q-()	971.	1,455.	2,032.
		110"	17 5/8"	1 1/4"	MU1-S11018-A-Q-()	1,030.	1,545.	2,150.
116"	17 5/8"	1 1/4"	MU1-S11618-A-Q-()	1,089.	1,634.	2,268.		
No Grommets 	No Grommets	20"	17 5/8"	1 1/4"	MU1-S2018-B-Q-()	267.	428.	622.
		26"	17 5/8"	1 1/4"	MU1-S2618-B-Q-()	299.	464.	676.
		32"	17 5/8"	1 1/4"	MU1-S3218-B-Q-()	330.	499.	730.
		38"	17 5/8"	1 1/4"	MU1-S3818-B-Q-()	347.	540.	805.
		44"	17 5/8"	1 1/4"	MU1-S4418-B-Q-()	405.	595.	881.
		50"	17 5/8"	1 1/4"	MU1-S5018-B-Q-()	422.	631.	938.
		56"	17 5/8"	1 1/4"	MU1-S5618-B-Q-()	444.	669.	1,016.
		62"	17 5/8"	1 1/4"	MU1-S6218-B-Q-()	479.	745.	1,125.
		68"	17 5/8"	1 1/4"	MU1-S6818-B-Q-()	594.	834.	1,241.
		74"	17 5/8"	1 1/4"	MU1-S7418-B-Q-()	653.	924.	1,359.
		80"	17 5/8"	1 1/4"	MU1-S8018-B-Q-()	712.	1,014.	1,477.
		86"	17 5/8"	1 1/4"	MU1-S8618-B-Q-()	771.	1,103.	1,595.
		92"	17 5/8"	1 1/4"	MU1-S9218-B-Q-()	830.	1,193.	1,713.
		98"	17 5/8"	1 1/4"	MU1-S9818-B-Q-()	889.	1,283.	1,831.
		104"	17 5/8"	1 1/4"	MU1-S10418-B-Q-()	948.	1,372.	1,949.
		110"	17 5/8"	1 1/4"	MU1-S11018-B-Q-()	1,007.	1,462.	2,067.
116"	17 5/8"	1 1/4"	MU1-S11618-B-Q-()	1,066.	1,552.	2,185.		

Order Code

Example:	MU1-S4418-B-Q-117
MU1	Worksurface 1 1/4" thick
S	Worksurface type
44	Width
18	Depth
B	No grommets
Q	Standard Specials
117	Surface finish

Specification Information

B: Worksurface does not include grommets.

Specify surface finish.

1 1/4" worksurfaces are 3-ply, solid core construction with threaded metal inserts at all end panel, desk support and bracket locations and pilot holes at pedestal locations.

All worksurfaces are U.L.-listed.

Application Notes

18"D worksurfaces are used interchangeably in desk and panel system applications as shallow main surfaces, extensions, or credenza tops. They may be supported at each end by an 18" end support bracket, 18" cantilever bracket, 18"W conference end panel, 18"D pedestal, or 12"W end panel (MN2-E12) in conjunction with a desk support.

18"D worksurfaces with desk supports do not accept pedestals.

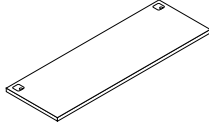
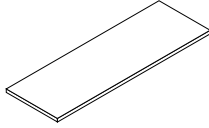
All worksurfaces are 3/8" less than nominal depth for rear wire clearance or privacy screens.

Panel-supported 1 1/4" worksurfaces over 48" must be mid-span supported by MB2-C18 bracket, specified separately.

Suspended pedestals may not be used with 1 1/4" worksurfaces

Morrison Worksurfaces, 1 1/4" 24" D + Post

Standard Specials Systems

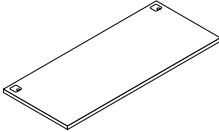
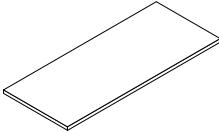
description	type	w	d	h	pattern no.	lam.	V1	V2
Straight, 24"D + Post		20"	23 5/8"	1 1/4"	MU1-S2024-A-Q-()	\$376.	\$602.	\$830.
		26"	23 5/8"	1 1/4"	MU1-S2624-A-Q-()	409.	620.	867.
		32"	23 5/8"	1 1/4"	MU1-S3224-A-Q-()	428.	636.	886.
		38"	23 5/8"	1 1/4"	MU1-S3824-A-Q-()	485.	675.	959.
		44"	23 5/8"	1 1/4"	MU1-S4424-A-Q-()	502.	729.	1,074.
		50"	23 5/8"	1 1/4"	MU1-S5024-A-Q-()	543.	802.	1,151.
		56"	23 5/8"	1 1/4"	MU1-S5624-A-Q-()	578.	840.	1,205.
		62"	23 5/8"	1 1/4"	MU1-S6224-A-Q-()	631.	936.	1,336.
		68"	23 5/8"	1 1/4"	MU1-S6824-A-Q-()	689.	1,009.	1,470.
		74"	23 5/8"	1 1/4"	MU1-S7424-A-Q-()	747.	1,095.	1,569.
		80"	23 5/8"	1 1/4"	MU1-S8024-A-Q-()	799.	1,174.	1,686.
		86"	23 5/8"	1 1/4"	MU1-S8624-A-Q-()	847.	1,250.	1,797.
		92"	23 5/8"	1 1/4"	MU1-S9224-A-Q-()	925.	1,365.	1,968.
		98"	23 5/8"	1 1/4"	MU1-S9824-A-Q-()	1,002.	1,483.	2,139.
		104"	23 5/8"	1 1/4"	MU1-S10424-A-Q-()	1,079.	1,601.	2,310.
		110"	23 5/8"	1 1/4"	MU1-S11024-A-Q-()	1,155.	1,719.	2,482.
116"	23 5/8"	1 1/4"	MU1-S11624-A-Q-()	1,232.	1,837.	2,653.		
No Grommets		20"	23 5/8"	1 1/4"	MU1-S2024-B-Q-()	299.	523.	752.
		26"	23 5/8"	1 1/4"	MU1-S2624-B-Q-()	330.	540.	789.
		32"	23 5/8"	1 1/4"	MU1-S3224-B-Q-()	347.	559.	805.
		38"	23 5/8"	1 1/4"	MU1-S3824-B-Q-()	405.	595.	881.
		44"	23 5/8"	1 1/4"	MU1-S4424-B-Q-()	422.	650.	996.
		50"	23 5/8"	1 1/4"	MU1-S5024-B-Q-()	461.	726.	1,071.
		56"	23 5/8"	1 1/4"	MU1-S5624-B-Q-()	498.	762.	1,125.
		62"	23 5/8"	1 1/4"	MU1-S6224-B-Q-()	552.	858.	1,259.
		68"	23 5/8"	1 1/4"	MU1-S6824-B-Q-()	609.	931.	1,390.
		74"	23 5/8"	1 1/4"	MU1-S7424-B-Q-()	663.	1,016.	1,489.
		80"	23 5/8"	1 1/4"	MU1-S8024-B-Q-()	716.	1,094.	1,608.
		86"	23 5/8"	1 1/4"	MU1-S8624-B-Q-()	768.	1,171.	1,719.
		92"	23 5/8"	1 1/4"	MU1-S9224-B-Q-()	843.	1,284.	1,889.
		98"	23 5/8"	1 1/4"	MU1-S9824-B-Q-()	919.	1,402.	2,060.
		104"	23 5/8"	1 1/4"	MU1-S10424-B-Q-()	996.	1,520.	2,231.
		110"	23 5/8"	1 1/4"	MU1-S11024-B-Q-()	1,073.	1,638.	2,402.
116"	23 5/8"	1 1/4"	MU1-S11624-B-Q-()	1,149.	1,756.	2,574.		

Morrison System

Order Code	Specification Information	Application Notes
Example: MU1-S3824-B-Q-117	<i>Grommets/no grommets:</i>	24"D worksurfaces are used interchangeably as shallow main surfaces, extensions or credenza tops. They can be supported at each end by 24" end support bracket, 24" cantilever bracket, 24"W end panel, 18"D pedestal or end panel in conjunction with desk support.
MU1 Worksurface, 1 1/4" thick	A- Worksurfaces include 3" grommet in each back corner leading into desk support or wire manager.	
S Straight worksurface	B- Worksurface does not include grommets.	Use 18"D pedestals with 24"D worksurfaces for full wire management capability in desk or panel applications.
38 Width	Specify surface finish.	
24 Depth	1 1/4" worksurfaces are 3-ply, solid core construction with threaded metal inserts at all end panel, desk support and bracket locations and pilot holes at pedestal locations.	All straight worksurfaces are 3/8" less than nominal depth for rear wire clearance or privacy screens.
B No grommets	Worksurfaces with grommets are bored to accept and are shipped with wire manager clips.	
Q Standard Specials	All worksurfaces are U.L.-listed.	Panel-supported 1 1/4" worksurfaces over 48" must be mid-span supported by MB2-C18 bracket, specified separately.
117 Surface finish		Suspended pedestals may not be used with 1 1/4" worksurfaces.

Morrison Worksurfaces, 1 1/4" 30" D + Post

Standard Specials Systems

description	type	w	d	h	pattern no.	lam.	V1	V2
Straight, 30"D + Post		20"	29 5/8"	1 1/4"	MU1-S2030-A-Q-()	\$414.	\$614.	\$885.
		26"	29 5/8"	1 1/4"	MU1-S2630-A-Q-()	450.	654.	943.
		32"	29 5/8"	1 1/4"	MU1-S3230-A-Q-()	485.	694.	1,001.
		38"	29 5/8"	1 1/4"	MU1-S3830-A-Q-()	524.	749.	1,074.
		44"	29 5/8"	1 1/4"	MU1-S4430-A-Q-()	558.	802.	1,151.
		50"	29 5/8"	1 1/4"	MU1-S5030-A-Q-()	595.	876.	1,244.
		56"	29 5/8"	1 1/4"	MU1-S5630-A-Q-()	631.	936.	1,336.
		62"	29 5/8"	1 1/4"	MU1-S6230-A-Q-()	668.	990.	1,449.
		68"	29 5/8"	1 1/4"	MU1-S6830-A-Q-()	741.	1,083.	1,561.
		74"	29 5/8"	1 1/4"	MU1-S7430-A-Q-()	801.	1,174.	1,720.
		80"	29 5/8"	1 1/4"	MU1-S8030-A-Q-()	864.	1,265.	1,859.
		86"	29 5/8"	1 1/4"	MU1-S8630-A-Q-()	913.	1,344.	1,979.
		92"	29 5/8"	1 1/4"	MU1-S9230-A-Q-()	992.	1,462.	2,152.
		98"	29 5/8"	1 1/4"	MU1-S9830-A-Q-()	1,075.	1,580.	2,326.
		104"	29 5/8"	1 1/4"	MU1-S10430-A-Q-()	1,158.	1,698.	2,499.
		110"	29 5/8"	1 1/4"	MU1-S11030-A-Q-()	1,240.	1,816.	2,673.
		116"	29 5/8"	1 1/4"	MU1-S11630-A-Q-()	1,323.	1,934.	2,846.
No Grommets		20"	29 5/8"	1 1/4"	MU1-S2030-B-Q-()	336.	536.	807.
		26"	29 5/8"	1 1/4"	MU1-S2630-B-Q-()	371.	575.	865.
		32"	29 5/8"	1 1/4"	MU1-S3230-B-Q-()	405.	614.	923.
		38"	29 5/8"	1 1/4"	MU1-S3830-B-Q-()	444.	669.	996.
		44"	29 5/8"	1 1/4"	MU1-S4430-B-Q-()	479.	726.	1,071.
		50"	29 5/8"	1 1/4"	MU1-S5030-B-Q-()	514.	798.	1,166.
		56"	29 5/8"	1 1/4"	MU1-S5630-B-Q-()	552.	858.	1,259.
		62"	29 5/8"	1 1/4"	MU1-S6230-B-Q-()	589.	907.	1,370.
		68"	29 5/8"	1 1/4"	MU1-S6830-B-Q-()	661.	1,004.	1,482.
		74"	29 5/8"	1 1/4"	MU1-S7430-B-Q-()	719.	1,094.	1,639.
		80"	29 5/8"	1 1/4"	MU1-S8030-B-Q-()	781.	1,185.	1,775.
		86"	29 5/8"	1 1/4"	MU1-S8630-B-Q-()	835.	1,267.	1,900.
		92"	29 5/8"	1 1/4"	MU1-S9230-B-Q-()	911.	1,382.	2,073.
		98"	29 5/8"	1 1/4"	MU1-S9830-B-Q-()	994.	1,500.	2,247.
		104"	29 5/8"	1 1/4"	MU1-S10430-B-Q-()	1,076.	1,618.	2,420.
		110"	29 5/8"	1 1/4"	MU1-S11030-B-Q-()	1,159.	1,736.	2,594.
		116"	29 5/8"	1 1/4"	MU1-S11630-B-Q-()	1,241.	1,854.	2,767.

Order Code

Example:	MU1-S3830B-Q-117
MU1	Worksurface, 1 1/4" thick
S	Straight worksurface
38	Width
30	Depth
B	No grommets
Q	Standard Specials
117	Surface finish

Specification Information

Grommets/no grommets:
 A- worksurface includes 3" grommet in each back corner leading into desk support or wire manager clips.
 B- worksurface does not include grommets
 Specify surface finish.

1 1/4" worksurfaces are 3-ply, solid core construction with threaded metal inserts at all end panel, desk support and bracket locations and pilot holes at pedestal locations.

All worksurfaces are U.L.-listed.

Plastic laminate worksurfaces are post-formed top and bottom, front and back.

Application Notes

30"D worksurfaces are used interchangeably in desk and panel system applications as main surfaces, extensions or credenza tops. They can be supported at each end by 30" end support bracket, 30" cantilever bracket, 30" flat bracket, 30"W end panel, 24"D pedestal or end panel in conjunction with desk support, or 30"D pedestal.

All straight worksurfaces are 3/8" less than nominal depth for rear wire clearance or privacy screens.

Panel-supported 1 1/4" worksurfaces over 48" must be mid-span supported by MB2-C18 bracket, specified separately.

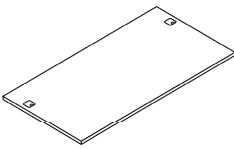
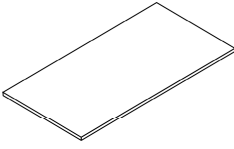
Worksurfaces with grommets are bored to accept and are shipped with wire manager clips.

Suspended pedestals may not be used with 1 1/4" worksurfaces.

Morrison Worksurfaces, 1 1/4"

36" D + Post

Standard Specials Systems

description	type	w	d	h	pattern no.	lam.	V1	V2
Straight, 36"D + Post	Recessed Grommets 	38"	35 5/8"	1 1/4"	MU1-S3836-R-Q-()	\$607.	\$847.	\$1,258.
		44"	35 5/8"	1 1/4"	MU1-S4436-R-Q-()	641.	900.	1,335.
		50"	35 5/8"	1 1/4"	MU1-S5036-R-Q-()	677.	974.	1,428.
		56"	35 5/8"	1 1/4"	MU1-S5636-R-Q-()	714.	1,034.	1,520.
		62"	35 5/8"	1 1/4"	MU1-S6236-R-Q-()	750.	1,088.	1,633.
		68"	35 5/8"	1 1/4"	MU1-S6836-R-Q-()	824.	1,181.	1,745.
		74"	35 5/8"	1 1/4"	MU1-S7436-R-Q-()	884.	1,272.	1,905.
		80"	35 5/8"	1 1/4"	MU1-S8036-R-Q-()	946.	1,363.	2,043.
		86"	35 5/8"	1 1/4"	MU1-S8636-R-Q-()	996.	1,442.	2,163.
		92"	35 5/8"	1 1/4"	MU1-S9236-R-Q-()	1,075.	1,560.	2,336.
		98"	35 5/8"	1 1/4"	MU1-S9836-R-Q-()	1,158.	1,678.	2,510.
		104"	35 5/8"	1 1/4"	MU1-S10436-R-Q-()	1,240.	1,796.	2,683.
		110"	35 5/8"	1 1/4"	MU1-S11036-R-Q-()	1,323.	1,914.	2,857.
		116"	35 5/8"	1 1/4"	MU1-S11636-R-Q-()	1,405.	2,032.	3,030.
No Grommets		38"	35 5/8"	1 1/4"	MU1-S3836-B-Q-()	526.	767.	1,180.
		44"	35 5/8"	1 1/4"	MU1-S4436-B-Q-()	562.	824.	1,256.
		50"	35 5/8"	1 1/4"	MU1-S5036-B-Q-()	597.	896.	1,350.
		56"	35 5/8"	1 1/4"	MU1-S5636-B-Q-()	635.	956.	1,443.
		62"	35 5/8"	1 1/4"	MU1-S6236-B-Q-()	671.	1,005.	1,554.
		68"	35 5/8"	1 1/4"	MU1-S6836-B-Q-()	743.	1,102.	1,666.
		74"	35 5/8"	1 1/4"	MU1-S7436-B-Q-()	801.	1,192.	1,823.
		80"	35 5/8"	1 1/4"	MU1-S8036-B-Q-()	864.	1,283.	1,959.
		86"	35 5/8"	1 1/4"	MU1-S8636-B-Q-()	918.	1,365.	2,084.
		92"	35 5/8"	1 1/4"	MU1-S9236-B-Q-()	994.	1,480.	2,257.
		98"	35 5/8"	1 1/4"	MU1-S9836-B-Q-()	1,076.	1,598.	2,431.
		104"	35 5/8"	1 1/4"	MU1-S10436-B-Q-()	1,159.	1,716.	2,604.
		110"	35 5/8"	1 1/4"	MU1-S11036-B-Q-()	1,241.	1,834.	2,778.
		116"	35 5/8"	1 1/4"	MU1-S11636-B-Q-()	1,324.	1,952.	2,951.

Morrison System

Order Code

Example:	MU1-S3836B-Q-117
MU1	Worksurface, 1 1/4" thick
S	Straight worksurface
38	Width
36	Depth
B	No grommets
Q	Standard Specials
117	Surface finish

Specification Information

Grommets/no grommets:

A- worksurface includes 3" grommet in each back corner leading into desk support or wire manager clips.

B- worksurface does not include grommets

Specify surface finish.

1 1/4" worksurfaces are 3-ply, solid core construction with threaded metal inserts at all end panel, desk support and bracket locations and pilot holes at pedestal locations.

All worksurfaces are U.L.-listed.

Plastic laminate worksurfaces are post-formed top and bottom, front and back.

Application Notes

30"D worksurfaces are used interchangeably in desk and panel system applications as main surfaces, extensions or credenza tops. They can be supported at each end by 30" end support bracket, 30" cantilever bracket, 30" flat bracket, 30"W end panel, 24"D pedestal or end panel in conjunction with desk support, or 30"D pedestal.

All straight worksurfaces are 3/8" less than nominal depth for rear wire clearance or privacy screens.

Panel-supported 1 1/4" worksurfaces over 48" must be mid-span supported by MB2-C18 bracket, specified separately.

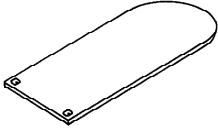
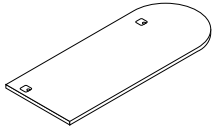
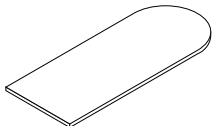
Worksurfaces with grommets are bored to accept and are shipped with wire manager clips.

Suspended pedestals may not be used with 1 1/4" worksurfaces.

Morrison Worksurfaces, 1 1/4"

rounded end worksurfaces 30" D + 36" D

Standard Specials Systems

description	type	w	d	h	pattern no.	lam.	V1	V2
Rounded end	End Grommets 	66"	36"	1 1/4"	MU1-R6636-E-Q-()	\$1,317.	\$1,801.	\$2,584.
		78"	36"	1 1/4"	MU1-R7836-E-Q-()	1,376.	1,860.	2,643.
		87"	30"	1 1/4"	MU1-R8730-E-Q-()	1,352.	1,836.	2,620.
		90"	36"	1 1/4"	MU1-R9036-E-Q-()	1,494.	1,978.	2,761.
Recessed Grommets		66"	36"	1 1/4"	MU1-R6636-R-Q-() (L/R)	1,317.	1,801.	2,584.
		78"	36"	1 1/4"	MU1-R7836-R-Q-() (L/R)	1,376.	1,860.	2,643.
		87"	30"	1 1/4"	MU1-R8730-R-Q-() (L/R)	1,352.	1,836.	2,620.
		90"	36"	1 1/4"	MU1-R9036-R-Q-() (L/R)	1,494.	1,978.	2,761.
No Grommets		66"	36"	1 1/4"	MU1-R6636-B-Q-() (L/R)	1,235.	1,717.	2,503.
		78"	36"	1 1/4"	MU1-R7836-B-Q-() (L/R)	1,294.	1,776.	2,562.
		87"	30"	1 1/4"	MU1-R8730-B-Q-() (L/R)	1,271.	1,752.	2,538.
		90"	36"	1 1/4"	MU1-R9036-B-Q-() (L/R)	1,412.	1,894.	2,680.

Order Code

Example:	MU1-R6636E-Q-117
MU1	Worksurface, 1 1/4" thick
R	Rounded end
66	Width
36	Depth
E	End grommets
Q	Standard Specials
117	Surface finish

Specification Information

<i>Grommets/no grommets:</i>	
E-	rounded end worksurface includes 3" grommet in each straight end corner.
R-	rounded end worksurface includes 3" grommets recessed for use with 6" recessed desk support.
B-	rounded end worksurface does not include grommets

Specify surface finish.
Rounded end worksurfaces with recessed or no grommets are specified left or right to determine position of grommets and pedestal drilling. Rounded end when seated at desk defines L/R hand (Right hand shown above).

1 1/4" worksurfaces are 3-ply, solid core construction with threaded metal inserts at all end panel, desk support and bracket locations and pilot holes at pedestal locations.

MU1- worksurfaces are supported by brackets with machine screws.

All worksurfaces are U.L.-listed.

Application Notes

End grommets have inserts to accept desk support at straight end and no pedestal inserts. Plastic laminate worksurfaces have radiused T mold edge and a flat self-edge in the straight edge.

Rounded end worksurfaces are used interchangeably in desk and panel system applications as main surfaces or extensions. They may be supported by 30" end support brackets, 30" cantilever bracket, 30" flat bracket or 30" conference end panel, and by a support column at the rounded end.

Use 18"D pedestal or end panel with desk support under rounded end worksurfaces with recessed grommets. Use 48"D desk support with 63" rounded end and 60"W desk support with 75" rounded end.

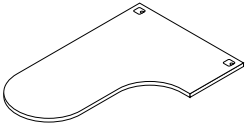
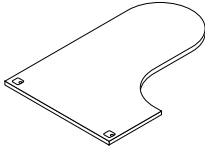
Worksurfaces with end grommets may not be supported by conference end panel.

Suspended pedestals may not be used with 1 1/4" worksurfaces.

Rounded end worksurfaces have threaded metal inserts for desk support, end panel each end, and at all bracket locations. End grommet worksurfaces have no pedestal inserts.

Morrison Worksurfaces, 1 1/4"
P-shape curvilinear

Standard Specials Systems

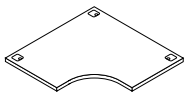
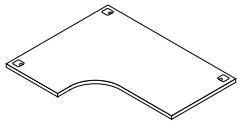
description	type	w	d	h	pattern no.	lam.	V1	V2
	24" D return	48"	66"	1 1/4"	MU1-P66SA-L-Q-()	\$2,079.	\$2,669.	\$3,741.
	24" D return	48"	78"	1 1/4"	MU1-P78SA-L-Q-()	2,138.	2,746.	3,848.
	30" D return	48"	66"	1 1/4"	MU1-P66DA-L-Q-()	2,106.	2,709.	3,793.
	30" D return	48"	72"	1 1/4"	MU1-P72DA-L-Q-()	2,165.	2,786.	3,900.
	24" D return	48"	66"	1 1/4"	MU1-P66SA-R-Q-()	2,079.	2,669.	3,741.
	24" D return	48"	78"	1 1/4"	MU1-P78SA-R-Q-()	2,138.	2,746.	3,848.
	30" D return	48"	66"	1 1/4"	MU1-P66DA-R-Q-()	2,106.	2,709.	3,793.
	30" D return	48"	72"	1 1/4"	MU1-P72DA-R-Q-()	2,165.	2,786.	3,900.

Morrison System

Order Code	Specification Information	Application Notes
Example: MU1-P66SA-L-Q-117	S- 24"D side edge D- 30"D side edge	P-shape curvilinear worksurfaces may be used interchangeably in desk and panel system applications. They may be supported by a 48" VDT support bracket kit, or 48" desk support and 6" end panel, in conjunction with rounded end support column. Use flat bracket or bridging bracket to join to adjacent 1 1/4" worksurface. P-shape laminate surfaces have continuous T-mold edge in profile to match adjacent 1 1/4" worksurfaces.
MU1 Worksurface, 1 1/4"	Specify surface finish.	
P P-shape curvilinear		
66 Overall length		
S Depth of return	1 1/4" curvilinear surfaces are solid core construction with threaded metal inserts at desk support and all bracket locations.	
A Grommets		
L Rounded end left		
Q Standard Special	All worksurfaces are U.L.-listed.	
117 Surface finish	All P-shape worksurfaces have 2 grommets at 48" end for use with 48" desk and overhead supports.	

Morrison Worksurfaces, 1 1/4"
L-shape curvilinear

Standard Specials Systems

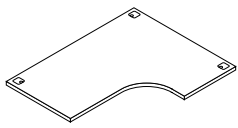
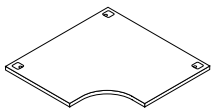
description	type	w	d	h	pattern no.	lam.	V1	V2
24"D returns left and right 	3 Grommets	42"	48"	1 1/4"	MU1-C4248SS-Q(-)	\$1,037.	\$1,336.	\$1,866.
		42"	60"	1 1/4"	MU1-C4260SS-Q(-)	1,179.	1,515.	2,122.
		42"	66"	1 1/4"	MU1-C4266SS-Q(-)	1,266.	1,628.	2,283.
		42"	72"	1 1/4"	MU1-C4272SS-Q(-)	1,352.	1,742.	2,444.
		48"	42"	1 1/4"	MU1-C4842SS-Q(-)	1,037.	1,336.	1,866.
		48"	66"	1 1/4"	MU1-C4866SS-Q(-)	1,352.	1,742.	2,444.
		60"	42"	1 1/4"	MU1-C6042SS-Q(-)	1,179.	1,515.	2,122.
		66"	42"	1 1/4"	MU1-C6642SS-Q(-)	1,266.	1,628.	2,283.
		66"	48"	1 1/4"	MU1-C6648SS-Q(-)	1,352.	1,742.	2,444.
		72"	42"	1 1/4"	MU1-C7242SS-Q(-)	1,352.	1,742.	2,444.
24"D return left, 30"D right 	3 Grommets	42"	42"	1 1/4"	MU1-C4242SD-Q(-)	966.	1,246.	1,738.
		42"	48"	1 1/4"	MU1-C4248SD-Q(-)	1,037.	1,336.	1,866.
		42"	60"	1 1/4"	MU1-C4260SD-Q(-)	1,179.	1,515.	2,122.
		42"	66"	1 1/4"	MU1-C4266SD-Q(-)	1,266.	1,628.	2,283.
		42"	72"	1 1/4"	MU1-C4272SD-Q(-)	1,352.	1,742.	2,444.
		48"	42"	1 1/4"	MU1-C4842SD-Q(-)	1,037.	1,336.	1,866.
		48"	66"	1 1/4"	MU1-C4866SD-Q(-)	1,352.	1,742.	2,444.
		60"	42"	1 1/4"	MU1-C6042SD-Q(-)	1,179.	1,515.	2,122.
		66"	42"	1 1/4"	MU1-C6642SD-Q(-)	1,266.	1,628.	2,283.
		66"	48"	1 1/4"	MU1-C6648SD-Q(-)	1,352.	1,742.	2,444.
72"	42"	1 1/4"	MU1-C7242SD-Q(-)	1,352.	1,742.	2,444.		

Order Code	Specification Information	Application Notes
Example: MU1-C4248SD-Q-117 MU1 Worksurface, 1 1/4" C L-shape curvilinear 42 Width left 48 Width right S Depth of left return D Depth of right return Q Standard Specials 117 Surface finish	Width dimension (W) refers to width of left-side back edge; depth dimension (D) indicates width of right-side back edge. S- 24"D side edge D- 30"D side edge Specify surface finish. 1 1/4" curvilinear surfaces are solid core construction with threaded metal inserts at desk support and all bracket locations. All worksurfaces are U.L.-listed. All L-shape curvilinear worksurfaces have three grommets.	L-shape curvilinear worksurfaces may be used interchangeably in desk and panel system applications. They may be supported by corner desk supports or by VDT end support bracket kit. Use cantilever bridging brackets or flat brackets to join to adjacent worksurfaces. L-shape surfaces may also be supported by MN1- end panel in conjunction with desk support, or cantilever bracket in panel planning. L-shape surfaces are veneer or post-formed plastic laminate on both back edges, matching profile T-mold on curvilinear front, and self-edge on sides. Curvilinear worksurfaces are available only in 1 1/4" thickness. L-shape surfaces are 3/8" less than nominal depth for rear wire clearance or privacy screens. If specifying privacy screens on both back edges, one or both must be 48" back-of-VDT type.

Morrison Worksurfaces, 1 1/4"

L-shape curvilinear

Standard Specials Systems

description	type	w	d	h	pattern no.	lam.	V1	V2
30"D return left, 24"D right 	3 Grommets	42"	42"	1 1/4"	MU1-C4242DS-Q-()	\$966.	\$1,246.	\$1,738.
		42"	48"	1 1/4"	MU1-C4248DS-Q-()	1,037.	1,336.	1,866.
		42"	60"	1 1/4"	MU1-C4260DS-Q-()	1,179.	1,515.	2,122.
		42"	66"	1 1/4"	MU1-C4266DS-Q-()	1,266.	1,628.	2,283.
		42"	72"	1 1/4"	MU1-C4272DS-Q-()	1,352.	1,742.	2,444.
		48"	42"	1 1/4"	MU1-C4842DS-Q-()	1,037.	1,336.	1,866.
		48"	66"	1 1/4"	MU1-C4866DS-Q-()	1,352.	1,742.	2,444.
		60"	42"	1 1/4"	MU1-C6042DS-Q-()	1,179.	1,515.	2,122.
		66"	42"	1 1/4"	MU1-C6642DS-Q-()	1,266.	1,628.	2,283.
		66"	48"	1 1/4"	MU1-C6648DS-Q-()	1,352.	1,742.	2,444.
72"	42"	1 1/4"	MU1-C7242DS-Q-()	1,352.	1,742.	2,444.		
30"D return left and right 	3 Grommets	42"	42"	1 1/4"	MU1-C4242DD-Q-()	966.	1,246.	1,738.
		42"	48"	1 1/4"	MU1-C4248DD-Q-()	1,037.	1,336.	1,866.
		42"	60"	1 1/4"	MU1-C4260DD-Q-()	1,179.	1,515.	2,122.
		42"	66"	1 1/4"	MU1-C4266DD-Q-()	1,266.	1,628.	2,283.
		42"	72"	1 1/4"	MU1-C4272DD-Q-()	1,352.	1,742.	2,444.
		48"	42"	1 1/4"	MU1-C4842DD-Q-()	1,037.	1,336.	1,866.
		48"	60"	1 1/4"	MU1-C4860DD-Q-()	1,250.	1,606.	2,249.
		48"	66"	1 1/4"	MU1-C4866DD-Q-()	1,352.	1,742.	2,444.
		48"	72"	1 1/4"	MU1-C4872DD-Q-()	1,423.	1,833.	2,571.
		60"	42"	1 1/4"	MU1-C6042DD-Q-()	1,179.	1,515.	2,122.
		60"	48"	1 1/4"	MU1-C6048DD-Q-()	1,250.	1,606.	2,249.
		66"	42"	1 1/4"	MU1-C6642DD-Q-()	1,266.	1,628.	2,283.
		66"	48"	1 1/4"	MU1-C6648DD-Q-()	1,352.	1,742.	2,444.
		72"	42"	1 1/4"	MU1-C7242DD-Q-()	1,352.	1,742.	2,444.
72"	48"	1 1/4"	MU1-C7248DD-Q-()	1,423.	1,833.	2,571.		

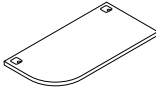
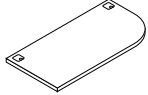
Morrison System

Order Code	Specification Information	Application Notes
Example: MU1-C4248SD-Q-117 MU1 Worksurface, 1 1/4" C L-shape curvilinear 42 Width left 48 Width right S Depth of left return D Depth of right return Q Standard Specials 117 Surface finish	Width dimension (W) refers to width of left-side back edge; depth dimension (D) indicates width of right-side back edge. S- 24"D side edge D- 30"D side edge Specify surface finish. 1 1/4" curvilinear surfaces are solid core construction with threaded metal inserts at desk support and all bracket locations. All worksurfaces are U.L.-listed. All L-shape curvilinear worksurfaces have three grommets.	L-shape curvilinear worksurfaces may be used interchangeably in desk and panel system applications. They may be supported by corner desk supports or by VDT end support bracket kit. Use cantilever bridging brackets or flat brackets to join to adjacent worksurfaces. L-shape surfaces may also be supported by MN1- end panel in conjunction with desk support, or cantilever bracket in panel planning. L-shape surfaces are veneer or post-formed plastic laminate on both back edges, matching profile T-mold on curvilinear front, and self-edge on sides. Curvilinear worksurfaces are available only in 1 1/4" thickness. L-shape surfaces are 3/8" less than nominal depth for rear wire clearance or privacy screens. If specifying privacy screens on both back edges, one or both must be 48" back-of-VDT type.

Morrison Worksurfaces, 1 1/4"

J-shape surfaces

Standard Specials Systems

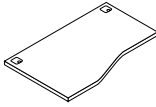
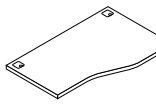
description	w	d	h	pattern no.	lam.	V1	V2
J-shape - Rounded left 	24"	23 5/8"	1 1/4"	MU1-J24A-L-Q(-)	\$742.	\$905.	\$1,222.
	30"	23 5/8"	1 1/4"	MU1-J30A-L-Q(-)	n/a	975.	1,316.
	36"	23 5/8"	1 1/4"	MU1-J36A-L-Q(-)	n/a	1,035.	1,397.
	42"	23 5/8"	1 1/4"	MU1-J42A-L-Q(-)	n/a	1,099.	1,483.
	48"	23 5/8"	1 1/4"	MU1-J48A-L-Q(-)	n/a	1,171.	1,581.
	54"	23 5/8"	1 1/4"	MU1-J54A-L-Q(-)	959.	1,243.	1,679.
	60"	23 5/8"	1 1/4"	MU1-J60A-L-Q(-)	1,018.	1,315.	1,777.
	66"	23 5/8"	1 1/4"	MU1-J66A-L-Q(-)	1,077.	1,387.	1,875.
	72"	23 5/8"	1 1/4"	MU1-J72A-L-Q(-)	1,136.	1,458.	1,973.
	78"	23 5/8"	1 1/4"	MU1-J78A-L-Q(-)	1,195.	1,530.	2,071.
	84"	23 5/8"	1 1/4"	MU1-J84A-L-Q(-)	1,254.	1,602.	2,169.
	90"	23 5/8"	1 1/4"	MU1-J90A-L-Q(-)	1,313.	1,674.	2,267.
96"	23 5/8"	1 1/4"	MU1-J96A-L-Q(-)	1,372.	1,746.	2,365.	
J-shape - Rounded right 	24"	23 5/8"	1 1/4"	MU1-J24A-R-Q(-)	742.	905.	1,222.
	30"	23 5/8"	1 1/4"	MU1-J30A-R-Q(-)	n/a	975.	1,316.
	36"	23 5/8"	1 1/4"	MU1-J36A-R-Q(-)	n/a	1,035.	1,397.
	42"	23 5/8"	1 1/4"	MU1-J42A-R-Q(-)	n/a	1,099.	1,483.
	48"	23 5/8"	1 1/4"	MU1-J48A-R-Q(-)	n/a	1,171.	1,581.
	54"	23 5/8"	1 1/4"	MU1-J54A-R-Q(-)	959.	1,243.	1,679.
	60"	23 5/8"	1 1/4"	MU1-J60A-R-Q(-)	1,018.	1,315.	1,777.
	66"	23 5/8"	1 1/4"	MU1-J66A-R-Q(-)	1,077.	1,387.	1,875.
	72"	23 5/8"	1 1/4"	MU1-J72A-R-Q(-)	1,136.	1,458.	1,973.
	78"	23 5/8"	1 1/4"	MU1-J78A-R-Q(-)	1,195.	1,530.	2,071.
	84"	23 5/8"	1 1/4"	MU1-J84A-R-Q(-)	1,254.	1,602.	2,169.
	90"	23 5/8"	1 1/4"	MU1-J90A-R-Q(-)	1,313.	1,674.	2,267.
96"	23 5/8"	1 1/4"	MU1-J96A-R-Q(-)	1,372.	1,746.	2,365.	

Order Code	Specification Information	Application Notes
Example: MU1-J30A-L-Q-117 MU1 Worksurface, 1 1/4" J J-shape 30 Width A With grommets L Left Q Standard Specials 117 Surface finish	1 1/4" curvilinear surfaces are solid core construction with threaded metal inserts at desk support and all bracket locations and pilot holes at pedestal locations. Specify surface finish. All worksurfaces are U.L.-listed. J-shape worksurfaces have 2 grommets for use with freestanding desk and overhead supports.	J-shape curvilinear worksurfaces may be used interchangeably in desk and panel system applications. They may be supported by straight desk support or cantilever brackets. J-shapes also require 9" Network end panel in desk or panel planning. Use flat bracket or bridging bracket to join to adjacent 1 1/4" worksurface. Also specify VDT end support bracket kit for optimal stability of vertical panel behind J-shape worksurface. J-shape surfaces are post-formed on back edge, matching profile T-mold on curvilinear front, and self-edge on sides. J-shapes are available only in plastic laminate, 1 1/4" thickness. J-shape surfaces are 3/8" less than nominal depth for wire clearance or privacy screens.

Morrison Worksurfaces, 1 1/4"

Wave-end surfaces

Standard Specials Systems

description	w	d	h	pattern no.	lam.
Left wave-end 	30"	29 5/8"	1 1/4"	MU1-W30A-L-Q-()	\$900.
	54"	29 5/8"	1 1/4"	MU1-W54A-L-Q-()	1,066.
	60"	29 5/8"	1 1/4"	MU1-W60A-L-Q-()	1,125.
	66"	29 5/8"	1 1/4"	MU1-W66A-L-Q-()	1,184.
	72"	29 5/8"	1 1/4"	MU1-W72A-L-Q-()	1,243.
	78"	29 5/8"	1 1/4"	MU1-W78A-L-Q-()	1,302.
	84"	29 5/8"	1 1/4"	MU1-W84A-L-Q-()	1,361.
	90"	29 5/8"	1 1/4"	MU1-W90A-L-Q-()	1,420.
	96"	29 5/8"	1 1/4"	MU1-W96A-L-Q-()	1,479.
Right wave-end 	30"	29 5/8"	1 1/4"	MU1-W30A-R-Q-()	900.
	54"	29 5/8"	1 1/4"	MU1-W54A-R-Q-()	1,066.
	60"	29 5/8"	1 1/4"	MU1-W60A-R-Q-()	1,125.
	66"	29 5/8"	1 1/4"	MU1-W66A-R-Q-()	1,184.
	72"	29 5/8"	1 1/4"	MU1-W72A-R-Q-()	1,243.
	78"	29 5/8"	1 1/4"	MU1-W78A-R-Q-()	1,302.
	84"	29 5/8"	1 1/4"	MU1-W84A-R-Q-()	1,361.
	90"	29 5/8"	1 1/4"	MU1-W90A-R-Q-()	1,420.
	96"	29 5/8"	1 1/4"	MU1-W96A-R-Q-()	1,479.

Morrison System

Order Code

Example:	MU1-W48A-L-Q-117
MU1	Worksurface, 1 1/4"
W	Wave-end curvilinear
48	Width
A	With grommets
L	Left
Q	Standard Special
117	Surface finish

Specification Information

1 1/4" curvilinear surfaces are solid core construction with threaded metal inserts at desk support, and all bracket locations and pilot holes at pedestal locations.

Specify surface finish.

All worksurfaces are U.L.-listed.

Wave-end worksurfaces have 2 grommets for use with freestanding desk and overhead supports.

Application Notes

Wave-end curvilinear worksurfaces may be used interchangeably in desk and panel system applications. They may be supported by straight desk support or cantilever brackets.

Use flat bracket or bridging bracket to join to adjacent 1 1/4" worksurface.

Wave-end surfaces are post-formed on back edge, matching profile T-mold on curvilinear front, and self-edge on sides.

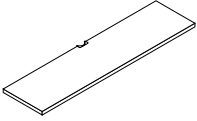
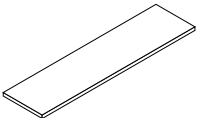
Wave-end surfaces are available only in plastic laminate, 1 1/4" thickness.

Wave-end surfaces are nominal 30"D at left or right, and align with 24"D surface at the other end. Inserts for 24"D pedestal are standard at the wave end.

Wave-end surfaces are 3/8" less than nominal depth for wire clearance or privacy screens.

Morrison Options Worksurfaces, 1 1/4" 18" D

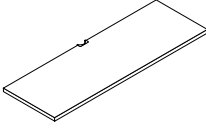
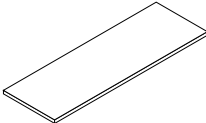
Standard Specials Systems

description	type	w	d	h	pattern no.	lam.	V1	V2
Straight, 18"D	Grommets 	18"	17 3/8"	1 1/4"	LU1-S1818-A-Q-()	\$231.	\$388.	\$572.
		24"	17 3/8"	1 1/4"	LU1-S2418-A-Q-()	231.	388.	572.
		102"	17 3/8"	1 1/4"	LU1-S10218-A-Q-()	610.	968.	1,484.
		114"	17 3/8"	1 1/4"	LU1-S11418-A-Q-()	640.	1,020.	1,567.
	No Grommets 	18"	17 3/8"	1 1/4"	LU1-S1818-B-Q-()	195.	359.	542.
		24"	17 3/8"	1 1/4"	LU1-S2418-B-Q-()	195.	359.	542.
		102"	17 3/8"	1 1/4"	LU1-S10218-B-Q-()	581.	938.	1,453.
		114"	17 3/8"	1 1/4"	LU1-S11418-B-Q-()	610.	992.	1,538.

Order Code	Specification Information	Application Notes
Example: LU1-S2418-B-Q-117		
LU1 Worksurface, 1 1/4" thick	A- worksurface includes one edge grommet	18"D worksurfaces are used in panel system applications as shallow main surfaces, extensions or credenza tops. They may be supported at each end by an 18" end support bracket, 18" cantilever bracket, 18"W desk end panel or 18"D pedestal.
S Straight worksurface	B- worksurface does not include grommet	
24 Width		Options worksurfaces cannot be used in conjunction with Network desk supports.
18 Depth	Specify surface finish.	
B No grommet	1 1/4" Options worksurfaces are 3-ply, solid core construction with pilot holes at all pedestal, end panel, and bracket locations.	All straight worksurfaces are 3/8" less than nominal depth for rear wire clearance.
Q Standard Specials	Edge grommets are centered at rear of worksurface.	
117 Surface finish		Panel-supported 1 1/4" worksurfaces over 48" must be mid-span supported by MB2-C18 bracket, specified separately.
		Panel-supported 1 1/4" worksurfaces over 96" must be pedestal or MB2-C24 cantilever bracket supported every 48".
		Suspended pedestals may not be used with 1 1/4" worksurfaces.

Morrison Options Worksurfaces, 1 1/4" 24" D

Standard Specials Systems

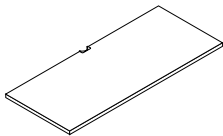
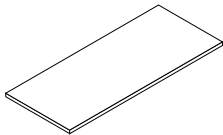
description	type	w	d	h	pattern no.	lam.	V1	V2
Straight, 24"D	Grommets 	18"	23 5/8"	1 1/4"	LU1-S1824-A-Q-()	\$273.	\$489.	\$706.
		102"	23 5/8"	1 1/4"	LU1-S10224-A-Q-()	668.	1,063.	1,628.
		114"	23 5/8"	1 1/4"	LU1-S11424-A-Q-()	712.	1,129.	1,720.
	No Grommets 	24"	23 5/8"	1 1/4"	LU1-S1824-B-Q-()	244.	457.	680.
		102"	23 5/8"	1 1/4"	LU1-S10224-B-Q-()	640.	1,033.	1,599.
		114"	23 5/8"	1 1/4"	LU1-S11424-B-Q-()	680.	1,099.	1,691.

Morrison System

Order Code	Specification Information	Application Notes
Example: LU1-S1824-B-Q-117		
LU1 Worksurface, 1 1/4" thick	A- worksurface includes one edge grommet	Options worksurfaces cannot be used in conjunction with Network desk supports.
S Straight worksurface	B- worksurface does not include grommet	
18 Width		All straight worksurfaces are 5/8" less than nominal depth for rear wire clearance.
24 Depth	Specify surface finish.	
B No grommet	1 1/4" Options worksurfaces are 3-ply, solid core construction with pilot holes at all pedestal, end panel, and bracket locations.	Panel-supported 1 1/4" worksurfaces over 48" must be mid-span supported by MB2-C18 bracket, specified separately.
Q Standard Specials		
117 Surface finish	Edge grommets are centered at rear of worksurface.	Panel-supported 1 1/4" worksurfaces over 96" must be pedestal or MB2-C24 cantilever bracket supported every 48".
		Suspended pedestals may not be used with 1 1/4" worksurfaces.

Morrison Options Worksurfaces, 1 1/4" 30" D

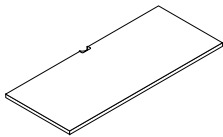
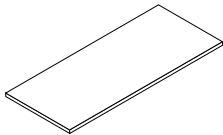
Standard Specials Systems

description	type	w	d	h	pattern no.	lam.	V1	V2
Straight, 30"D	Grommets 	18"	29 3/8"	1 1/4"	LU1-S1830-A-Q-()	\$290.	\$476.	\$742.
		24"	29 3/8"	1 1/4"	LU1-S2430-A-Q-()	290.	476.	742.
		102"	29 3/8"	1 1/4"	LU1-S10230-A-Q-()	727.	1,122.	1,698.
		108"	29 3/8"	1 1/4"	LU1-S10830-A-Q-()	786.	1,181.	1,781.
		114"	29 3/8"	1 1/4"	LU1-S11430-A-Q-()	845.	1,240.	1,863.
		120"	29 3/8"	1 1/4"	LU1-S12030-A-Q-()	904.	1,299.	1,946.
No Grommets 	No Grommets	18"	29 3/8"	1 1/4"	LU1-S1830-B-Q-()	261.	454.	712.
		24"	29 3/8"	1 1/4"	LU1-S2430-B-Q-()	261.	454.	712.
		102"	29 3/8"	1 1/4"	LU1-S10230-B-Q-()	699.	1,092.	1,669.
		108"	29 3/8"	1 1/4"	LU1-S10830-B-Q-()	758.	1,151.	1,751.
		114"	29 3/8"	1 1/4"	LU1-S11430-B-Q-()	817.	1,210.	1,834.
		120"	29 3/8"	1 1/4"	LU1-S12030-B-Q-()	876.	1,269.	1,916.

Order Code	Specification Information	Application Notes
Example: LU1-S1830B-Q-117	<i>Grommets/no grommets:</i>	30"D worksurfaces are used in panel system applications as main surfaces, extensions or credenza tops. They can be supported at each end by 30" end support bracket, 30" cantilever bracket or 30"W end panel.
LU1 Worksurface, 1 1/4" thick	A- worksurface includes one edge grommet	Options worksurfaces cannot be used in conjunction with Network desk supports.
S Straight worksurface	B- worksurface does not include grommets	All straight worksurfaces are 3/8" less than nominal depth for rear wire clearance.
18 Width	Specify surface finish.	Panel-supported 1 1/4" worksurfaces over 48" must be mid-span supported by MB2-C24 bracket, specified separately.
30 Depth	1 1/4" Options worksurfaces are 3-ply, solid core construction with pilot holes at all pedestal, end panel, and bracket locations.	Suspended pedestals may not be used with 1 1/4" worksurfaces.
B No grommets	Edge grommets are centered at rear of worksurface.	
Q Standard Specials		
117 Surface finish		

Morrison Options Worksurfaces, 1 1/4" 36" D

Standard Specials Systems

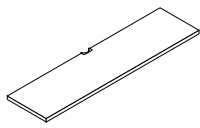
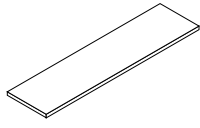
description	type	w	d	h	pattern no.	lam.	V1	V2
Straight, 36"D		36"	35 3/8"	1 1/4"	LU1-S3636-A-Q-()	\$432.	\$649.	\$992.
		42"	35 3/8"	1 1/4"	LU1-S4236-A-Q-()	464.	700.	1,058.
		48"	35 3/8"	1 1/4"	LU1-S4836-A-Q-()	492.	746.	1,127.
		54"	35 3/8"	1 1/4"	LU1-S5436-A-Q-()	524.	811.	1,212.
		60"	35 3/8"	1 1/4"	LU1-S6036-A-Q-()	553.	863.	1,296.
		66"	35 3/8"	1 1/4"	LU1-S6636-A-Q-()	584.	906.	1,401.
		72"	35 3/8"	1 1/4"	LU1-S7236-A-Q-()	631.	972.	1,481.
		78"	35 3/8"	1 1/4"	LU1-S7836-A-Q-()	662.	1,012.	1,548.
		84"	35 3/8"	1 1/4"	LU1-S8436-A-Q-()	693.	1,062.	1,625.
		90"	35 3/8"	1 1/4"	LU1-S9036-A-Q-()	722.	1,113.	1,687.
		96"	35 3/8"	1 1/4"	LU1-S9636-A-Q-()	750.	1,163.	1,769.
		102"	35 3/8"	1 1/4"	LU1-S10236-A-Q-()	809.	1,222.	1,851.
		108"	35 3/8"	1 1/4"	LU1-S10836-A-Q-()	868.	1,281.	1,934.
		114"	35 3/8"	1 1/4"	LU1-S11436-A-Q-()	927.	1,340.	2,017.
120"	35 3/8"	1 1/4"	LU1-S12036-A-Q-()	986.	1,399.	2,099.		
No Grommets		36"	35 3/8"	1 1/4"	LU1-S3636-B-Q-()	402.	621.	964.
		42"	35 3/8"	1 1/4"	LU1-S4236-B-Q-()	433.	669.	1,029.
		48"	35 3/8"	1 1/4"	LU1-S4836-B-Q-()	464.	716.	1,097.
		54"	35 3/8"	1 1/4"	LU1-S5436-B-Q-()	492.	785.	1,184.
		60"	35 3/8"	1 1/4"	LU1-S6036-B-Q-()	525.	833.	1,269.
		66"	35 3/8"	1 1/4"	LU1-S6636-B-Q-()	553.	879.	1,370.
		72"	35 3/8"	1 1/4"	LU1-S7236-B-Q-()	599.	942.	1,451.
		78"	35 3/8"	1 1/4"	LU1-S7836-B-Q-()	631.	985.	1,521.
		84"	35 3/8"	1 1/4"	LU1-S8436-B-Q-()	663.	1,034.	1,595.
		90"	35 3/8"	1 1/4"	LU1-S9036-B-Q-()	693.	1,083.	1,661.
		96"	35 3/8"	1 1/4"	LU1-S9636-B-Q-()	722.	1,133.	1,739.
		102"	35 3/8"	1 1/4"	LU1-S10236-B-Q-()	781.	1,192.	1,822.
		108"	35 3/8"	1 1/4"	LU1-S10836-B-Q-()	840.	1,251.	1,905.
		114"	35 3/8"	1 1/4"	LU1-S11436-B-Q-()	899.	1,310.	1,987.
120"	35 3/8"	1 1/4"	LU1-S12036-B-Q-()	958.	1,369.	2,070.		

Morrison System

Order Code	Specification Information	Application Notes
Example: LU1-S3636B-Q-117	<i>Grommets/no grommets:</i>	30"D worksurfaces are used in panel system applications as main surfaces, extensions or credenza tops. They can be supported at each end by 30" end support bracket, 30" cantilever bracket or 30"W end panel.
LU1 Worksurface, 1 1/4" thick	A- worksurface includes one edge grommet	
S Straight worksurface	B- worksurface does not include grommets	Options worksurfaces cannot be used in conjunction with Network desk supports.
36 Width	Specify surface finish.	
36 Depth	1 1/4" Options worksurfaces are 3-ply, solid core construction with pilot holes at all pedestal, end panel, and bracket locations.	All straight worksurfaces are 3/8" less than nominal depth for rear wire clearance.
B No grommets	Edge grommets are centered at rear of worksurface.	
Q Standard Specials		Panel-supported 1 1/4" worksurfaces over 48" must be mid-span supported by MB2-C24 bracket, specified separately.
117 Surface finish		
		Suspended pedestals may not be used with 1 1/4" worksurfaces.

Morrison Options Worksurfaces, 1 1/4" 18" D + Post

Standard Specials Systems

description	type	w	d	h	pattern no.	lam.	V1	V2
Straight, 18"D + Post		20"	17 5/8"	1 1/4"	LU1-S2018-A-Q-()	\$231.	\$388.	\$572.
		26"	17 5/8"	1 1/4"	LU1-S2618-A-Q-()	244.	405.	607.
		32"	17 5/8"	1 1/4"	LU1-S3218-A-Q-()	257.	421.	641.
		38"	17 5/8"	1 1/4"	LU1-S3818-A-Q-()	289.	472.	727.
		44"	17 5/8"	1 1/4"	LU1-S4418-A-Q-()	320.	499.	774.
		50"	17 5/8"	1 1/4"	LU1-S5018-A-Q-()	349.	550.	840.
		56"	17 5/8"	1 1/4"	LU1-S5618-A-Q-()	381.	599.	929.
		62"	17 5/8"	1 1/4"	LU1-S6218-A-Q-()	409.	662.	1,028.
		68"	17 5/8"	1 1/4"	LU1-S6818-A-Q-()	441.	729.	1,114.
		74"	17 5/8"	1 1/4"	LU1-S7418-A-Q-()	471.	767.	1,173.
		80"	17 5/8"	1 1/4"	LU1-S8018-A-Q-()	502.	804.	1,232.
		86"	17 5/8"	1 1/4"	LU1-S8618-A-Q-()	533.	858.	1,312.
		92"	17 5/8"	1 1/4"	LU1-S9218-A-Q-()	564.	904.	1,387.
		98"	17 5/8"	1 1/4"	LU1-S9818-A-Q-()	610.	968.	1,484.
		104"	17 5/8"	1 1/4"	LU1-S10418-A-Q-()	625.	994.	1,526.
		110"	17 5/8"	1 1/4"	LU1-S11018-A-Q-()	640.	1,020.	1,567.
116"	17 5/8"	1 1/4"	LU1-S11618-A-Q-()	668.	1,044.	1,608.		
No Grommets		20"	17 5/8"	1 1/4"	LU1-S2018-B-Q-()	195.	359.	542.
		26"	17 5/8"	1 1/4"	LU1-S2618-B-Q-()	212.	375.	576.
		32"	17 5/8"	1 1/4"	LU1-S3218-B-Q-()	230.	392.	610.
		38"	17 5/8"	1 1/4"	LU1-S3818-B-Q-()	257.	441.	695.
		44"	17 5/8"	1 1/4"	LU1-S4418-B-Q-()	290.	472.	745.
		50"	17 5/8"	1 1/4"	LU1-S5018-B-Q-()	320.	523.	813.
		56"	17 5/8"	1 1/4"	LU1-S5618-B-Q-()	350.	569.	897.
		62"	17 5/8"	1 1/4"	LU1-S6218-B-Q-()	381.	632.	997.
		68"	17 5/8"	1 1/4"	LU1-S6818-B-Q-()	409.	697.	1,083.
		74"	17 5/8"	1 1/4"	LU1-S7418-B-Q-()	443.	738.	1,140.
		80"	17 5/8"	1 1/4"	LU1-S8018-B-Q-()	471.	775.	1,201.
		86"	17 5/8"	1 1/4"	LU1-S8618-B-Q-()	503.	827.	1,281.
		92"	17 5/8"	1 1/4"	LU1-S9218-B-Q-()	533.	874.	1,358.
		98"	17 5/8"	1 1/4"	LU1-S9818-B-Q-()	581.	938.	1,453.
		104"	17 5/8"	1 1/4"	LU1-S10418-B-Q-()	596.	965.	1,495.
		110"	17 5/8"	1 1/4"	LU1-S11018-B-Q-()	610.	992.	1,538.
116"	17 5/8"	1 1/4"	LU1-S11618-B-Q-()	640.	1,017.	1,579.		

Order Code

Example:	LU1-S4418-B-Q-117
LU1	Worksurface, 1 1/4" thick
S	Straight worksurface
44	Width
18	Depth
B	No grommet
Q	Standard Specials
117	Surface finish

Specification Information

Grommet/no grommet:
A- worksurface includes one edge grommet
B- worksurface does not include grommet

Specify surface finish.

1 1/4" Options worksurfaces are 3-ply, solid core construction with pilot holes at all pedestal, end panel, and bracket locations.

Edge grommets are centered at rear of worksurface.

Application Notes

18"D worksurfaces are used in panel system applications as shallow main surfaces, extensions or credenza tops. They may be supported at each end by an 18" end support bracket, 18" cantilever bracket, 18"W desk end panel or 18"D pedestal.

Options worksurfaces cannot be used in conjunction with Network desk supports.

All straight worksurfaces are 3/8" less than nominal depth for rear wire clearance.

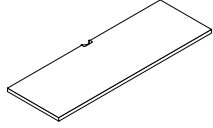
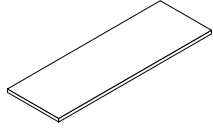
Panel-supported 1 1/4" worksurfaces over 48" must be mid-span supported by MB2-C18 bracket, specified separately.

Panel-supported 1 1/4" worksurfaces over 96" must be pedestal or MB2-C24 cantilever bracket supported every 48".

Suspended pedestals may not be used with 1 1/4" worksurfaces.

Morrison Options Worksurfaces, 1 1/4" 24" D + Post

Standard Specials Systems

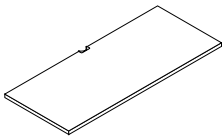
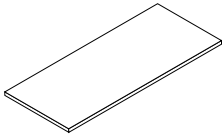
description	type	w	d	h	pattern no.	lam.	V1	V2
Straight, 24"D + Post		20"	23 5/8"	1 1/4"	LU1-S2024-A-Q-()	\$273.	\$489.	\$706.
		26"	23 5/8"	1 1/4"	LU1-S2624-A-Q-()	289.	504.	726.
		32"	23 5/8"	1 1/4"	LU1-S3224-A-Q-()	306.	525.	740.
		38"	23 5/8"	1 1/4"	LU1-S3824-A-Q-()	335.	542.	789.
		44"	23 5/8"	1 1/4"	LU1-S4424-A-Q-()	365.	582.	894.
		50"	23 5/8"	1 1/4"	LU1-S5024-A-Q-()	396.	647.	976.
		56"	23 5/8"	1 1/4"	LU1-S5624-A-Q-()	427.	680.	1,025.
		62"	23 5/8"	1 1/4"	LU1-S6224-A-Q-()	458.	748.	1,128.
		68"	23 5/8"	1 1/4"	LU1-S6824-A-Q-()	489.	794.	1,233.
		74"	23 5/8"	1 1/4"	LU1-S7424-A-Q-()	516.	819.	1,285.
		80"	23 5/8"	1 1/4"	LU1-S8024-A-Q-()	549.	890.	1,355.
		86"	23 5/8"	1 1/4"	LU1-S8624-A-Q-()	579.	948.	1,440.
		92"	23 5/8"	1 1/4"	LU1-S9224-A-Q-()	610.	1,002.	1,522.
		98"	23 5/8"	1 1/4"	LU1-S9824-A-Q-()	668.	1,063.	1,628.
		104"	23 5/8"	1 1/4"	LU1-S10424-A-Q-()	689.	1,096.	1,674.
		110"	23 5/8"	1 1/4"	LU1-S11024-A-Q-()	712.	1,129.	1,720.
116"	23 5/8"	1 1/4"	LU1-S11624-A-Q-()	733.	1,161.	1,765.		
No Grommets		20"	23 5/8"	1 1/4"	LU1-S2024-B-Q-()	244.	457.	680.
		26"	23 5/8"	1 1/4"	LU1-S2624-B-Q-()	257.	477.	694.
		32"	23 5/8"	1 1/4"	LU1-S3224-B-Q-()	275.	494.	709.
		38"	23 5/8"	1 1/4"	LU1-S3824-B-Q-()	306.	510.	758.
		44"	23 5/8"	1 1/4"	LU1-S4424-B-Q-()	335.	551.	865.
		50"	23 5/8"	1 1/4"	LU1-S5024-B-Q-()	366.	618.	945.
		56"	23 5/8"	1 1/4"	LU1-S5624-B-Q-()	396.	649.	995.
		62"	23 5/8"	1 1/4"	LU1-S6224-B-Q-()	428.	717.	1,100.
		68"	23 5/8"	1 1/4"	LU1-S6824-B-Q-()	458.	766.	1,204.
		74"	23 5/8"	1 1/4"	LU1-S7424-B-Q-()	489.	788.	1,257.
		80"	23 5/8"	1 1/4"	LU1-S8024-B-Q-()	517.	860.	1,325.
		86"	23 5/8"	1 1/4"	LU1-S8624-B-Q-()	549.	922.	1,410.
		92"	23 5/8"	1 1/4"	LU1-S9224-B-Q-()	581.	971.	1,494.
		98"	23 5/8"	1 1/4"	LU1-S9824-B-Q-()	640.	1,033.	1,599.
		104"	23 5/8"	1 1/4"	LU1-S10424-B-Q-()	660.	1,066.	1,645.
		110"	23 5/8"	1 1/4"	LU1-S11024-B-Q-()	680.	1,099.	1,691.
116"	23 5/8"	1 1/4"	LU1-S11624-B-Q-()	700.	1,129.	1,735.		

Morrison System

Order Code	Specification Information	Application Notes
Example: LU1-S3224-B-Q-117	<i>Grommet/no grommet:</i>	Options worksurfaces cannot be used in conjunction with Network desk supports.
LU1 Worksurface, 1 1/4" thick	A- worksurface includes one edge grommet	All straight worksurfaces are 3/8" less than nominal depth for rear wire clearance.
S Straight worksurface	B- worksurface does not include grommet	
32 Width	Specify surface finish.	Panel-supported 1 1/4" worksurfaces over 48" must be mid-span supported by MB2-C18 bracket, specified separately.
24 Depth		
B No grommet	1 1/4" Options worksurfaces are 3-ply, solid core construction with pilot holes at all pedestal, end panel, and bracket locations.	Panel-supported 1 1/4" worksurfaces over 96" must be pedestal or MB2-C24 cantilever bracket supported every 48".
Q Standard Specials		
117 Surface finish		
	Edge grommets are centered at rear of worksurface.	Suspended pedestals may not be used with 1 1/4" worksurfaces

Morrison Options Worksurfaces, 1 1/4" 30" D + Post

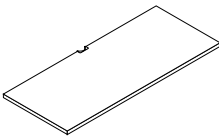
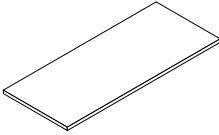
Standard Specials Systems

description	type	w	d	h	pattern no.	lam.	V1	V2
Straight, 30"D + Post	Grommets 	20"	29 5/8"	1 1/4"	LU1-S2030-A-Q-()	\$290.	\$476.	\$742.
		26"	29 5/8"	1 1/4"	LU1-S2630-A-Q-()	320.	512.	791.
		32"	29 5/8"	1 1/4"	LU1-S3230-A-Q-()	349.	549.	839.
		38"	29 5/8"	1 1/4"	LU1-S3830-A-Q-()	381.	599.	905.
		44"	29 5/8"	1 1/4"	LU1-S4430-A-Q-()	409.	645.	974.
		50"	29 5/8"	1 1/4"	LU1-S5030-A-Q-()	441.	710.	1,058.
		56"	29 5/8"	1 1/4"	LU1-S5630-A-Q-()	471.	762.	1,142.
		62"	29 5/8"	1 1/4"	LU1-S6230-A-Q-()	502.	806.	1,247.
		68"	29 5/8"	1 1/4"	LU1-S6830-A-Q-()	549.	872.	1,328.
		74"	29 5/8"	1 1/4"	LU1-S7430-A-Q-()	579.	912.	1,395.
		80"	29 5/8"	1 1/4"	LU1-S8030-A-Q-()	610.	962.	1,471.
		86"	29 5/8"	1 1/4"	LU1-S8630-A-Q-()	640.	1,012.	1,534.
		92"	29 5/8"	1 1/4"	LU1-S9230-A-Q-()	668.	1,063.	1,615.
		98"	29 5/8"	1 1/4"	LU1-S9830-A-Q-()	727.	1,122.	1,698.
		104"	29 5/8"	1 1/4"	LU1-S10430-A-Q-()	786.	1,181.	1,781.
		110"	29 5/8"	1 1/4"	LU1-S11030-A-Q-()	845.	1,240.	1,863.
116"	29 5/8"	1 1/4"	LU1-S11630-A-Q-()	904.	1,299.	1,946.		
No Grommets 	No Grommets	20"	29 5/8"	1 1/4"	LU1-S2030-B-Q-()	261.	454.	712.
		26"	29 5/8"	1 1/4"	LU1-S2630-B-Q-()	290.	487.	760.
		32"	29 5/8"	1 1/4"	LU1-S3230-B-Q-()	320.	520.	811.
		38"	29 5/8"	1 1/4"	LU1-S3830-B-Q-()	350.	569.	876.
		44"	29 5/8"	1 1/4"	LU1-S4430-B-Q-()	381.	616.	944.
		50"	29 5/8"	1 1/4"	LU1-S5030-B-Q-()	409.	684.	1,030.
		56"	29 5/8"	1 1/4"	LU1-S5630-B-Q-()	443.	733.	1,115.
		62"	29 5/8"	1 1/4"	LU1-S6230-B-Q-()	471.	779.	1,217.
		68"	29 5/8"	1 1/4"	LU1-S6830-B-Q-()	517.	841.	1,298.
		74"	29 5/8"	1 1/4"	LU1-S7430-B-Q-()	549.	885.	1,368.
		80"	29 5/8"	1 1/4"	LU1-S8030-B-Q-()	581.	933.	1,442.
		86"	29 5/8"	1 1/4"	LU1-S8630-B-Q-()	610.	983.	1,508.
		92"	29 5/8"	1 1/4"	LU1-S9230-B-Q-()	640.	1,033.	1,586.
		98"	29 5/8"	1 1/4"	LU1-S9830-B-Q-()	699.	1,092.	1,669.
		104"	29 5/8"	1 1/4"	LU1-S10430-B-Q-()	758.	1,151.	1,751.
		110"	29 5/8"	1 1/4"	LU1-S11030-B-Q-()	817.	1,210.	1,834.
116"	29 5/8"	1 1/4"	LU1-S11630-B-Q-()	876.	1,269.	1,916.		

Order Code	Specification Information	Application Notes
Example: LU1-S3230B-Q-117	<i>Grommets/no grommets:</i>	30"D worksurfaces are used in panel system applications as main surfaces, extensions or credenza tops. They can be supported at each end by 30" end support bracket, 30" cantilever bracket or 30"W end panel.
LU1 Worksurface, 1 1/4" thick	A- worksurface includes one edge grommet	Options worksurfaces cannot be used in conjunction with Network desk supports.
S Straight worksurface	B- worksurface does not include grommets	
32 Width	Specify surface finish.	All straight worksurfaces are 3/8" less than nominal depth for rear wire clearance.
30 Depth		
B No grommets	1 1/4" Options worksurfaces are 3-ply, solid core construction with pilot holes at all pedestal, end panel, and bracket locations.	Panel-supported 1 1/4" worksurfaces over 48" must be mid-span supported by MB2-C24 bracket, specified separately.
Q Standard Specials		
117 Surface finish		
	Edge grommets are centered at rear of worksurface.	Suspended pedestals may not be used with 1 1/4" worksurfaces.

Morrison Options Worksurfaces, 1 1/4" 36" D + Post

Standard Specials Systems

description	type	w	d	h	pattern no.	lam.	V1	V2
Straight, 36"D + Post	 Grommets	38"	35 3/8"	1 1/4"	LU1-S3836-A-Q-()	\$464.	\$700.	\$1,058.
		44"	35 3/8"	1 1/4"	LU1-S4436-A-Q-()	492.	746.	1,127.
		50"	35 3/8"	1 1/4"	LU1-S5036-A-Q-()	524.	811.	1,212.
		56"	35 3/8"	1 1/4"	LU1-S5636-A-Q-()	553.	863.	1,296.
		62"	35 3/8"	1 1/4"	LU1-S6236-A-Q-()	584.	906.	1,401.
		68"	35 3/8"	1 1/4"	LU1-S6836-A-Q-()	631.	972.	1,481.
		74"	35 3/8"	1 1/4"	LU1-S7436-A-Q-()	662.	1,012.	1,548.
		80"	35 3/8"	1 1/4"	LU1-S8036-A-Q-()	693.	1,062.	1,625.
		86"	35 3/8"	1 1/4"	LU1-S8636-A-Q-()	722.	1,113.	1,687.
		92"	35 3/8"	1 1/4"	LU1-S9236-A-Q-()	750.	1,163.	1,769.
		98"	35 3/8"	1 1/4"	LU1-S9836-A-Q-()	809.	1,222.	1,851.
		104"	35 3/8"	1 1/4"	LU1-S10436-A-Q-()	868.	1,281.	1,934.
		110"	35 3/8"	1 1/4"	LU1-S11036-A-Q-()	927.	1,340.	2,017.
		116"	35 3/8"	1 1/4"	LU1-S11636-A-Q-()	986.	1,399.	2,099.
No Grommets	 No Grommets	38"	35 3/8"	1 1/4"	LU1-S3836-B-Q-()	433.	669.	1,029.
		44"	35 3/8"	1 1/4"	LU1-S4436-B-Q-()	464.	716.	1,097.
		50"	35 3/8"	1 1/4"	LU1-S5036-B-Q-()	492.	785.	1,184.
		56"	35 3/8"	1 1/4"	LU1-S5636-B-Q-()	525.	833.	1,269.
		62"	35 3/8"	1 1/4"	LU1-S6236-B-Q-()	553.	879.	1,370.
		68"	35 3/8"	1 1/4"	LU1-S6836-B-Q-()	599.	942.	1,451.
		74"	35 3/8"	1 1/4"	LU1-S7436-B-Q-()	631.	985.	1,521.
		80"	35 3/8"	1 1/4"	LU1-S8036-B-Q-()	663.	1,034.	1,595.
		86"	35 3/8"	1 1/4"	LU1-S8636-B-Q-()	693.	1,083.	1,661.
		92"	35 3/8"	1 1/4"	LU1-S9236-B-Q-()	722.	1,133.	1,739.
		98"	35 3/8"	1 1/4"	LU1-S9836-B-Q-()	781.	1,192.	1,822.
		104"	35 3/8"	1 1/4"	LU1-S10436-B-Q-()	840.	1,251.	1,905.
		110"	35 3/8"	1 1/4"	LU1-S11036-B-Q-()	899.	1,310.	1,987.
		116"	35 3/8"	1 1/4"	LU1-S11636-B-Q-()	958.	1,369.	2,070.

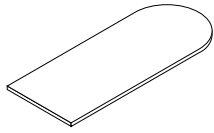
Morrison System

Order Code	Specification Information	Application Notes
Example: LU1-S3836B-Q-117	<i>Grommets/no grommets:</i>	30"D worksurfaces are used in panel system applications as main surfaces, extensions or credenza tops. They can be supported at each end by 30" end support bracket, 30" cantilever bracket or 30"W end panel.
LU1 Worksurface, 1 1/4" thick	A- worksurface includes one edge grommet	
S Straight worksurface	B- worksurface does not include grommets	Options worksurfaces cannot be used in conjunction with Network desk supports.
38 Width	Specify surface finish.	
36 Depth	1 1/4" Options worksurfaces are 3-ply, solid core construction with pilot holes at all pedestal, end panel, and bracket locations.	All straight worksurfaces are 3/8" less than nominal depth for rear wire clearance.
B No grommets	Edge grommets are centered at rear of worksurface.	
Q Standard Specials		Panel-supported 1 1/4" worksurfaces over 48" must be mid-span supported by MB2-C24 bracket, specified separately.
117 Surface finish		
		Suspended pedestals may not be used with 1 1/4" worksurfaces.

Morrison Options Worksurfaces, 1 1/4"
Rounded end 30" and 36"D

Standard Specials Systems

description	type	w	d	h	pattern no.	lam.	V1	V2
30"D rounded end	No Grommets	87"	30"	1 1/4"	LU1-R8730B-(L/R)-Q-()	\$996.	\$1,457.	\$2,276.
36"D rounded end	No Grommets	66"	36"	1 1/4"	LU1-R6636B-(L/R)-Q-()	961.	1,422.	2,217.
	No Grommets	78"	36"	1 1/4"	LU1-R7836B-(L/R)-Q-()	1,020.	1,481.	2,312.
	No Grommets	90"	36"	1 1/4"	LU1-R9036B-(L/R)-Q-()	1,138.	1,599.	2,500.



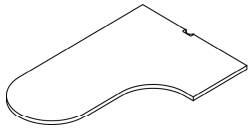
Order Code	Specification Information	Application Notes
Example: LU1-R8730B-L-Q-117	B- worksurface does not include grommets.	Rounded end worksurfaces may be supported by 30" end support brackets, 30" flat bracket or 30" conference end panel, and by a support column at the rounded end.
LU1 Options worksurface, 1 1/4" thick	Specify surface finish.	
R Rounded end	1 1/4" worksurfaces are 3-ply, solid core construction. Plastic laminate worksurfaces have radiused T mold edge.	Suspended pedestals may not be used with 1 1/4" worksurfaces. Conference worksurfaces must be supported by support column and flat bracket or bridging bracket to adjacent desk.
87 Width		
30 Depth		
B No grommets		
L Left hand	Rounded end worksurfaces have a flat self-edge in the straight end.	
Q Standard Special		
117 Surface finish		

Morrison Options Worksurfaces, 1 1/4"

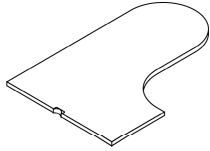
P-shape curvilinear

Standard Specials Systems

description	type	w	d	h	pattern no.	lam.	V1	V2
Rounded end left	24"D return	48"	72"	1 1/4"	LU1-P72SA-L-Q-()	\$1,434.	\$1,841.	\$2,580.
	30"D return	48"	78"	1 1/4"	LU1-P78DA-L-Q-()	1,494.	1,922.	2,690.



Rounded end right	24"D return	48"	72"	1 1/4"	LU1-P72SA-R-Q-()	1,434.	1,841.	2,580.
	30"D return	48"	78"	1 1/4"	LU1-P78DA-R-Q-()	1,494.	1,922.	2,690.



Order Code

Example:	LU1-P72SA-L-Q-117
LU1	Worksurface, 1 1/4"
P	P-shape curvilinear
72	Overall length
S	Depth of return
A	Grommets
L	Rounded end left
Q	Standard Special
117	Surface finish

Specification Information

S-	24"D side edge
D-	30"D side edge
	Specify surface finish.
	1 1/4" curvilinear surfaces are solid core construction with threaded metal inserts at desk support and all bracket locations.
	All worksurfaces are U.L.-listed.

Application Notes

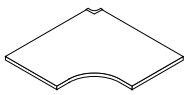
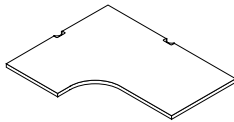
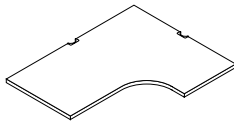
P-shape curvilinear worksurfaces may be used interchangeably in desk and panel system applications. They may be supported by a 48" VDT support bracket kit, or 48" desk support and 6" end panel, in conjunction with rounded end support column. Use flat bracket or bridging bracket to join to adjacent 1 1/4" worksurface.

P-shape laminate surfaces have continuous T-mold edge in profile to match adjacent 1 1/4" worksurfaces.

Morrison Options Worksurfaces, 1 1/4"

L-shape curvilinear

Standard Specials Systems

description	type	w	d	h	pattern no.	lam.	V1	V2
24"D returns left and right 	2 Grommets	42"	48"	1 1/4"	LU1-C4248SS-Q(-)	\$791.	\$1,076.	\$1,581.
		42"	60"	1 1/4"	LU1-C4260SS-Q(-)	897.	1,219.	1,797.
		42"	66"	1 1/4"	LU1-C4266SS-Q(-)	964.	1,311.	1,933.
		42"	72"	1 1/4"	LU1-C4272SS-Q(-)	1,031.	1,403.	2,069.
		48"	42"	1 1/4"	LU1-C4842SS-Q(-)	791.	1,076.	1,581.
		48"	66"	1 1/4"	LU1-C4866SS-Q(-)	1,031.	1,403.	2,069.
		60"	42"	1 1/4"	LU1-C6042SS-Q(-)	897.	1,219.	1,797.
		66"	42"	1 1/4"	LU1-C6642SS-Q(-)	964.	1,311.	1,933.
		66"	48"	1 1/4"	LU1-C6648SS-Q(-)	1,031.	1,403.	2,069.
72"	42"	1 1/4"	LU1-C7242SS-Q(-)	1,031.	1,403.	2,069.		
24"D returns left, 30"D right 	2 Grommets	42"	42"	1 1/4"	LU1-C4242SD-Q(-)	738.	1,005.	1,474.
		42"	48"	1 1/4"	LU1-C4248SD-Q(-)	791.	1,076.	1,581.
		42"	60"	1 1/4"	LU1-C4260SD-Q(-)	897.	1,219.	1,797.
		42"	66"	1 1/4"	LU1-C4266SD-Q(-)	964.	1,311.	1,933.
		42"	72"	1 1/4"	LU1-C4272SD-Q(-)	1,031.	1,403.	2,069.
		48"	42"	1 1/4"	LU1-C4842SD-Q(-)	791.	1,076.	1,581.
		48"	66"	1 1/4"	LU1-C4866SD-Q(-)	1,031.	1,403.	2,069.
		60"	42"	1 1/4"	LU1-C6042SD-Q(-)	897.	1,219.	1,797.
		66"	42"	1 1/4"	LU1-C6642SD-Q(-)	964.	1,311.	1,933.
66"	48"	1 1/4"	LU1-C6648SD-Q(-)	1,031.	1,403.	2,069.		
72"	42"	1 1/4"	LU1-C7242SD-Q(-)	1,031.	1,403.	2,069.		
30"D returns left, 24"D right 	2 Grommets	42"	42"	1 1/4"	LU1-C4242DS-Q(-)	738.	1,005.	1,474.
		42"	48"	1 1/4"	LU1-C4248DS-Q(-)	791.	1,076.	1,581.
		42"	60"	1 1/4"	LU1-C4260DS-Q(-)	897.	1,219.	1,797.
		42"	66"	1 1/4"	LU1-C4266DS-Q(-)	964.	1,311.	1,933.
		42"	72"	1 1/4"	LU1-C4272DS-Q(-)	1,031.	1,403.	2,069.
		48"	42"	1 1/4"	LU1-C4842DS-Q(-)	791.	1,076.	1,581.
		48"	66"	1 1/4"	LU1-C4866DS-Q(-)	1,031.	1,403.	2,069.
		60"	42"	1 1/4"	LU1-C6042DS-Q(-)	897.	1,219.	1,797.
		66"	42"	1 1/4"	LU1-C6642DS-Q(-)	964.	1,311.	1,933.
66"	48"	1 1/4"	LU1-C6648DS-Q(-)	1,031.	1,403.	2,069.		
72"	42"	1 1/4"	LU1-C7242DS-Q(-)	1,031.	1,403.	2,069.		

Order Code

Example:	LU1-C4866SD-Q-117
LU1	Options worksurface, 1 1/4"
C	L-shape curvilinear
48	Width left
66	Width right
S	Depth of left return
D	Depth of right return
Q	Standard Special
117	Surface finish

Specification Information

Width dimension (W) refers to width of left-side back edge; depth dimension (D) indicates width of right-side back edge.

S- 24"D side edge
D- 30"D side edge

Specify surface finish.

1 1/4" curvilinear surfaces are solid core construction with pilot holes at all bracket locations.

Application Notes

Options L-shaped curvilinear worksurfaces may be supported by left- or right-hand cantilever brackets at the rear corner and cantilever bridging bracket on each side edge. Use mid-span support whenever Options worksurfaces span more than 48".

L-shape surfaces are veneer or post-formed plastic laminate on both back edges, matching profile T-mold on curvilinear front, and self-edge on sides.

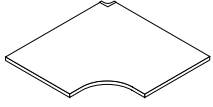
Curvilinear worksurfaces are available only in 1 1/4" thickness.

L-shape surfaces are 3/8" less than nominal depth for rear wire clearance or privacy screens.

Morrison Options Worksurfaces, 1 1/4"

L-shape curvilinear

Standard Specials Systems

description	type	w	d	h	pattern no.	lam.	V1	V2
30"D returns left and right 	Corner Grommets	42"	42"	1 1/4"	LU1-C4242DD-Q-()	\$738.	\$1,005.	\$1,474.
	2 Grommets	42"	48"	1 1/4"	LU1-C4248DD-Q-()	791.	1,076.	1,581.
		42"	60"	1 1/4"	LU1-C4260DD-Q-()	897.	1,219.	1,797.
		42"	66"	1 1/4"	LU1-C4266DD-Q-()	964.	1,311.	1,933.
		42"	72"	1 1/4"	LU1-C4272DD-Q-()	1,031.	1,403.	2,069.
		48"	42"	1 1/4"	LU1-C4842DD-Q-()	791.	1,076.	1,581.
		48"	60"	1 1/4"	LU1-C4860DD-Q-()	964.	1,311.	1,933.
		48"	66"	1 1/4"	LU1-C4866DD-Q-()	1,031.	1,403.	2,069.
		48"	72"	1 1/4"	LU1-C4872DD-Q-()	1,099.	1,495.	2,204.
		60"	42"	1 1/4"	LU1-C6042DD-Q-()	897.	1,219.	1,797.
		60"	48"	1 1/4"	LU1-C6048DD-Q-()	964.	1,311.	1,933.
		66"	42"	1 1/4"	LU1-C6642DD-Q-()	964.	1,311.	1,933.
		66"	48"	1 1/4"	LU1-C6648DD-Q-()	1,031.	1,403.	2,069.
		72"	42"	1 1/4"	LU1-C7242DD-Q-()	1,031.	1,403.	2,069.
		72"	48"	1 1/4"	LU1-C7248DD-Q-()	1,099.	1,495.	2,204.

Morrison System

Order Code

Example:	LU1-C4866SD-Q-117
LU1	Options worksurface, 1 1/4"
C	L-shape curvilinear
48	Width left
66	Width right
S	Depth of left return
D	Depth of right return
Q	Standard Special
117	Surface finish

Specification Information

Width dimension (W) refers to width of left-side back edge; depth dimension (D) indicates width of right-side back edge.

S- 24"D side edge
D- 30"D side edge

Specify surface finish.

1 1/4" curvilinear surfaces are solid core construction with pilot holes at all bracket locations.

Application Notes

Options L-shaped curvilinear worksurfaces may be supported by left- or right-hand cantilever brackets at the rear corner and cantilever bridging bracket on each side edge. Use mid-span support whenever Options worksurfaces span more than 48".

L-shape surfaces are veneer or post-formed plastic laminate on both back edges, matching profile T-mold on curvilinear front, and self-edge on sides.


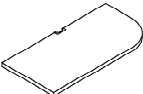
Curvilinear worksurfaces are available only in 1 1/4" thickness.

L-shape surfaces are 3/8" less than nominal depth for rear wire clearance or privacy screens.

Morrison Options Worksurfaces, 1 1/4"

J-shape surfaces

Standard Specials Systems

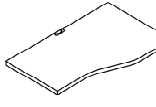
description	w	d	h	pattern no.	lam.	V1	V2
J-shape - Rounded left 	24"	23 3/8"	1 1/4"	LU1-J24A-L-Q-()	\$489.	\$597.	\$806.
	30"	23 3/8"	1 1/4"	LU1-J30A-L-Q-()	530.	647.	873.
	36"	23 3/8"	1 1/4"	LU1-J36A-L-Q-()	571.	696.	940.
	42"	23 3/8"	1 1/4"	LU1-J42A-L-Q-()	607.	740.	998.
	48"	23 3/8"	1 1/4"	LU1-J48A-L-Q-()	643.	785.	1,060.
	54"	23 3/8"	1 1/4"	LU1-J54A-L-Q-()	702.	867.	1,178.
	60"	23 3/8"	1 1/4"	LU1-J60A-L-Q-()	761.	950.	1,296.
	66"	23 3/8"	1 1/4"	LU1-J66A-L-Q-()	820.	1,033.	1,414.
	72"	23 3/8"	1 1/4"	LU1-J72A-L-Q-()	879.	1,115.	1,532.
	78"	23 3/8"	1 1/4"	LU1-J78A-L-Q-()	938.	1,198.	1,650.
	84"	23 3/8"	1 1/4"	LU1-J84A-L-Q-()	997.	1,280.	1,768.
	90"	23 3/8"	1 1/4"	LU1-J90A-L-Q-()	1,056.	1,363.	1,886.
96"	23 3/8"	1 1/4"	LU1-J96A-L-Q-()	1,115.	1,446.	2,004.	
J-shape - Rounded right 	24"	23 3/8"	1 1/4"	LU1-J24A-R-Q-()	489.	597.	806.
	30"	23 3/8"	1 1/4"	LU1-J30A-R-Q-()	530.	647.	873.
	36"	23 3/8"	1 1/4"	LU1-J36A-R-Q-()	571.	696.	940.
	42"	23 3/8"	1 1/4"	LU1-J42A-R-Q-()	607.	740.	998.
	48"	23 3/8"	1 1/4"	LU1-J48A-R-Q-()	643.	785.	1,060.
	54"	23 3/8"	1 1/4"	LU1-J54A-R-Q-()	702.	867.	1,178.
	60"	23 3/8"	1 1/4"	LU1-J60A-R-Q-()	761.	950.	1,296.
	66"	23 3/8"	1 1/4"	LU1-J66A-R-Q-()	820.	1,033.	1,414.
	72"	23 3/8"	1 1/4"	LU1-J72A-R-Q-()	879.	1,115.	1,532.
	78"	23 3/8"	1 1/4"	LU1-J78A-R-Q-()	938.	1,198.	1,650.
	84"	23 3/8"	1 1/4"	LU1-J84A-R-Q-()	997.	1,280.	1,768.
	90"	23 3/8"	1 1/4"	LU1-J90A-R-Q-()	1,056.	1,363.	1,886.
96"	23 3/8"	1 1/4"	LU1-J96A-R-Q-()	1,115.	1,446.	2,004.	

Order Code	Specification Information	Application Notes
Example: LU1-J36A-L-Q-117		
LU1 Worksurface, 1 1/4"	Width dimension (W) refers to width of left-side back edge; depth dimension (D) indicates width of right-side back edge.	L-shape curvilinear worksurfaces may be used interchangeably in desk and panel system applications. They may be supported by corner desk supports or by VDT end support bracket kit. Use cantilever bridging brackets or flat brackets to join to adjacent worksurfaces.
J J-shape	S- 24"D side edge D- 30"D side edge	L-shape surfaces may also be supported by MN1- end panel in conjunction with desk support, or cantilever bracket in panel planning.
36 Width	Specify surface finish.	L-shape surfaces are veneer or post-formed plastic laminate on both back edges, matching profile T-mold on curvilinear front, and self-edge on sides.
A With grommets	1 1/4" curvilinear surfaces are solid core construction with threaded metal inserts at desk support and all bracket locations.	Curvilinear worksurfaces are available only in 1 1/4" thickness.
L Left	All worksurfaces are U.L.-listed.	L-shape surfaces are 3/8" less than nominal depth for rear wire clearance or privacy screens.
Q Standard Special	All L-shape curvilinear worksurfaces have three grommets.	If specifying privacy screens on both back edges, one or both must be 48" back-of-VDT type.
117 Surface finish		

Morrison Options Worksurfaces, 1 1/4"

Wave-end surfaces

Standard Specials Systems

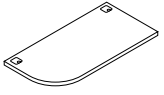
description	width	depth	height	pattern number	lam.
Wave-end Left 	30"	29 5/8"	1 1/4"	LU1-W30A-L-Q(-)	\$607.
	36"	29 5/8"	1 1/4"	LU1-W36A-L-Q(-)	643.
	42"	29 5/8"	1 1/4"	LU1-W42A-L-Q(-)	680.
	48"	29 5/8"	1 1/4"	LU1-W48A-L-Q(-)	719.
	54"	29 5/8"	1 1/4"	LU1-W54A-L-Q(-)	778.
	60"	29 5/8"	1 1/4"	LU1-W60A-L-Q(-)	837.
	66"	29 5/8"	1 1/4"	LU1-W66A-L-Q(-)	896.
	72"	29 5/8"	1 1/4"	LU1-W72A-L-Q(-)	955.
	78"	29 5/8"	1 1/4"	LU1-W78A-L-Q(-)	1,014.
	84"	29 5/8"	1 1/4"	LU1-W84A-L-Q(-)	1,073.
	90"	29 5/8"	1 1/4"	LU1-W90A-L-Q(-)	1,132.
96"	29 5/8"	1 1/4"	LU1-W96A-L-Q(-)	1,191.	
Wave-end Right 	30"	29 5/8"	1 1/4"	LU1-W30A-R-Q(-)	607.
	36"	29 5/8"	1 1/4"	LU1-W36A-R-Q(-)	643.
	42"	29 5/8"	1 1/4"	LU1-W42A-R-Q(-)	680.
	48"	29 5/8"	1 1/4"	LU1-W48A-R-Q(-)	719.
	54"	29 5/8"	1 1/4"	LU1-W54A-R-Q(-)	778.
	60"	29 5/8"	1 1/4"	LU1-W60A-R-Q(-)	837.
	66"	29 5/8"	1 1/4"	LU1-W66A-R-Q(-)	896.
	72"	29 5/8"	1 1/4"	LU1-W72A-R-Q(-)	955.
	78"	29 5/8"	1 1/4"	LU1-W78A-R-Q(-)	1,014.
	84"	29 5/8"	1 1/4"	LU1-W84A-R-Q(-)	1,073.
	90"	29 5/8"	1 1/4"	LU1-W90A-R-Q(-)	1,132.
96"	29 5/8"	1 1/4"	LU1-W96A-R-Q(-)	1,191.	

Morrison System

Order Code	Specification Information	Application Notes
Example: LU1-W42AL-Q-117 LU1 Options worksurface, 1 1/4" W Wave-end curvilinear 42 Width A With grommets L Left Q Standard Special 117 Surface finish	1 1/4" curvilinear surfaces are solid core construction with pilot holes at bracket and pedestal locations. Grommets/no grommets: A- Worksurface includes one edge grommet B- Worksurface does not include grommets Specify surface finish. Edge grommets are centered at rear of worksurface.	Options wave-end curvilinear worksurfaces are for panel planning only and cannot be used in conjunction with Network desk supports. Use cantilever bridging bracket to join to adjacent 1 1/4" worksurface. Wave-end surfaces are post-formed on back edge, matching profile T-mold on curvilinear front, and self-edge on sides. Wave-end surfaces are available only in plastic laminate, 1 1/4" thickness. Wave-end surfaces are nominal 30"D at left or right, and align with 24"D surface at the other end.

Morrison Options Worksurfaces, 1 1/4"
J-shape surfaces new

Standard Specials Systems

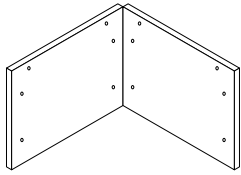
description	w	d	h	pattern no.	L	V1	V2
J-shape - Rounded left 	24"	23 5/8"	1 1/4"	MU1-J24A-L-Q-()	\$742.	\$905.	\$1,222.
	30"	23 5/8"	1 1/4"	MU1-J30A-L-Q-()	n/a	975.	1,316.
	36"	23 5/8"	1 1/4"	MU1-J36A-L-Q-()	n/a	1,035.	1,397.
	42"	23 5/8"	1 1/4"	MU1-J42A-L-Q-()	n/a	1,099.	1,483.
	48"	23 5/8"	1 1/4"	MU1-J48A-L-Q-()	n/a	1,171.	1,581.
	54"	23 5/8"	1 1/4"	MU1-J54A-L-Q-()	959.	1,243.	1,679.
	60"	23 5/8"	1 1/4"	MU1-J60A-L-Q-()	1,018.	1,315.	1,777.
	66"	23 5/8"	1 1/4"	MU1-J66A-L-Q-()	1,077.	1,387.	1,875.
	72"	23 5/8"	1 1/4"	MU1-J72A-L-Q-()	1,136.	1,458.	1,973.
	78"	23 5/8"	1 1/4"	MU1-J78A-L-Q-()	1,195.	1,530.	2,071.
	84"	23 5/8"	1 1/4"	MU1-J84A-L-Q-()	1,254.	1,602.	2,169.
	90"	23 5/8"	1 1/4"	MU1-J90A-L-Q-()	1,313.	1,674.	2,267.
	96"	23 5/8"	1 1/4"	MU1-J96A-L-Q-()	1,372.	1,746.	2,365.

Currents System worksurfaces
curved, flat front and counter surface
1 3/4" wire drop

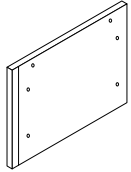
description	width	depth	pattern number	lam.	V2	V3
30"D straight worksurface, curved front	24"	30"	AW1-S2430-()-Q	\$359.	\$581.	\$771.
	30"	30"	AW1-S3030-()-Q	418.	627.	833.
	42"	30"	AW1-S4230-()-Q	478.	719.	959.
	54"	30"	AW1-S5430-()-Q	558.	833.	1,113.
	66"	30"	AW1-S6630-()-Q	649.	972.	1,299.
	78"	30"	AW1-S7830-()-Q	745.	1,114.	1,487.
24"D straight worksurface, curved front	54"	24"	AW1-S5424-()-Q	494.	742.	990.
	78"	24"	AW1-S7824-()-Q	620.	929.	1,235.
30"D straight worksurface, flat front	24"	30"	AW1-F2430-()-Q	359.	581.	771.
	30"	30"	AW1-F3030-()-Q	418.	627.	833.
	42"	30"	AW1-F4230-()-Q	478.	719.	959.
	54"	30"	AW1-F5430-()-Q	558.	833.	1,113.
	66"	30"	AW1-F6630-()-Q	649.	972.	1,299.
	78"	30"	AW1-F7830-()-Q	745.	1,114.	1,487.
Counter surface	24"	12"	AW1-CS2412-()-Q	248.	392.	527.
	30"	12"	AW1-CS3012-()-Q	278.	415.	558.
	42"	12"	AW1-CS4212-()-Q	309.	464.	620.
	54"	12"	AW1-CS5412-()-Q	340.	510.	682.
	66"	12"	AW1-CS6612-()-Q	372.	558.	740.

Order Code	Specification Information	Application Notes
Example: AW1 S2430-119-Q	Worksurface edges are trim grey.	Worksurfaces may be end-supported, cantilevered from Currents service wall, or supported by C-leg or pedestal at each end. Universal worksurfaces are interchangeable with Currents desks. Specify supports separately.
AW1 Worksurface	<i>Specify top finish</i>	24"D straight worksurfaces may be cantilevered with two cantilever brackets.
S Straight		24" and 30"D straight worksurfaces may be end supported with two Currents end support brackets.
24 Width		Universal straight worksurfaces 36" wide and greater include a steel stiffener that doubles as a horizontal cable manager.
30 Depth		Counter surface with curved front is designed to mount on either side of 39"H wall crown with counter surface brackets.
119 Top finish		
Q Standard Special		

description	type	width	depth	height	pattern number	P1	V1	V2
VDT corner panels	Desk height	48"	1 1/4"	24"	MK4-V2448-P/V-Q-()	\$1,160.	\$1,493.	\$2,115.
	Desk height	48"	1 1/4"	26"	MK4-V2648-P/V-Q-()	1,298.	1,670.	2,359.



VDT transitional end panel	Desk height	48"	1 1/8"	24"	MK4-X2448-P/V-Q-()	598.	754.	1,038.
	Desk height	48"	1 1/8"	26"	MK4-X2648-P/V-Q-()	616.	837.	1,153.



Order Code

Example: **MK4-V2648-P-Q-612**

MK4	Desk panel
V	Desk panel type
26	Height
48	Width
P	Surface type
Q	Standard Special
612	Finish

Specification Information

Surface type:

P-	Painted
V-	Veneer

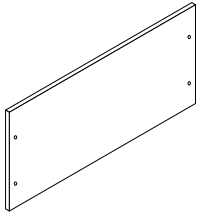
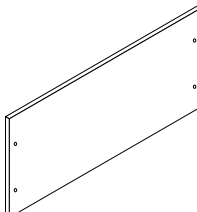
Application Notes

VDT corner panels are wood desk panels ordered and shipped in pairs: one left and one right.

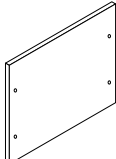
VDT corner end panels include 2 MB1-T brackets, VDT corner end panels/worksurface and bracket MB1-L1, filler/desk end panel.

VDT transitional end panels are used when one back edge of a VDT surface is supported by a vertical panel.

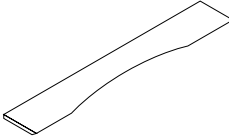
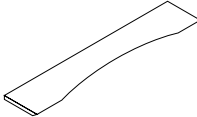
A VDT transitional end panel includes bracket MB1-T, desk end panel/ worksurface. Specify bracket MB1-W 18 or 20(L or R) separately.

description	type	width	depth	height	pattern number	P1	V1	V2
Kneehole filler 	Desk height	18"	1 1/8"	26"	MK4-K1826-P/V-Q-()	\$157.	\$372.	\$576.
		24"	1 1/8"	26"	MK4-K2426-P/V-Q-()	216.	435.	658.
		30"	1 1/8"	26"	MK4-K3026-P/V-Q-()	275.	499.	741.
		36"	1 1/8"	26"	MK4-K3626-P/V-Q-()	334.	563.	824.
		42"	1 1/8"	26"	MK4-K4226-P/V-Q-()	393.	627.	906.
		48"	1 1/8"	26"	MK4-K4826-P/V-Q-()	452.	690.	989.
		54"	1 1/8"	26"	MK4-K5426-P/V-Q-()	511.	754.	1,071.
		84"	1 1/8"	26"	MK4-K8426-P/V-Q-()	807.	1,047.	1,497.
		90"	1 1/8"	26"	MK4-K9026-P/V-Q-()	892.	1,156.	1,654.
		96"	1 1/8"	26"	MK4-K9626-P/V-Q-()	977.	1,266.	1,811.
		102"	1 1/8"	26"	MK4-K10226-P/V-Q-()	1,062.	1,376.	1,968.
		108"	1 1/8"	26"	MK4-K10826-P/V-Q-()	1,147.	1,486.	2,125.
		114"	1 1/8"	26"	MK4-K11426-P/V-Q-()	1,232.	1,595.	2,282.
		120"	1 1/8"	26"	MK4-K12026-P/V-Q-()	1,317.	1,705.	2,439.
Transitional filler 	Desk height	18"	1 1/8"	26"	MK4-T1826-P/V-Q-()	157.	372.	576.
		24"	1 1/8"	26"	MK4-T2426-P/V-Q-()	216.	435.	658.
		30"	1 1/8"	26"	MK4-T3026-P/V-Q-()	275.	499.	741.
		36"	1 1/8"	26"	MK4-T3626-P/V-Q-()	334.	563.	824.
		42"	1 1/8"	26"	MK4-T4226-P/V-Q-()	393.	627.	906.
		48"	1 1/8"	26"	MK4-T4826-P/V-Q-()	452.	690.	989.
		54"	1 1/8"	26"	MK4-T5426-P/V-Q-()	511.	754.	1,071.
		84"	1 1/8"	26"	MK4-T8426-P/V-Q-()	807.	1,047.	1,497.
		90"	1 1/8"	26"	MK4-T9026-P/V-Q-()	892.	1,156.	1,654.
		96"	1 1/8"	26"	MK4-T9626-P/V-Q-()	977.	1,266.	1,811.
		102"	1 1/8"	26"	MK4-T10226-P/V-Q-()	1,062.	1,376.	1,968.
		108"	1 1/8"	26"	MK4-T10826-P/V-Q-()	1,147.	1,486.	2,125.
		114"	1 1/8"	26"	MK4-T11426-P/V-Q-()	1,232.	1,595.	2,282.
		120"	1 1/8"	26"	MK4-T12026-P/V-Q-()	1,317.	1,705.	2,439.

Order Code	Specification Information	Application Notes
Example: MK4-T5426-P-Q-612 MK4 Desk panel T Desk panel type 54 Width 26 Height P Surface type Q Standard Special 612 Finish	P- Painted V- Veneer	Transitional filler panels are used between a universal desk end panel and a vertical panel. A transitional filler panel includes bracket MB1-L1, filler panel/desk end panel. Specify bracket MB1-W 18 or 20(L or R) separately. A kneehole panel includes 2 brackets MB1-L1, filler panel/desk end panel. All 69", 75" and 84" w kneehole filler panels are shipped with a center stabilizing bracket, MB1-AUX-D.

description	type	width	depth	height	pattern number	P1	V1	V2
Return filler 	Desk height	18"	1 1/8"	26"	MK4-R1826-P/V-L/R-Q-()	\$389.	\$506.	\$720.
		24"	1 1/8"	26"	MK4-R2426-P/V-L/R-Q-()	406.	550.	784.
		54"	1 1/8"	26"	MK4-R5426-P/V-L/R-Q-()	552.	841.	1,154.
		78"	1 1/8"	26"	MK4-R7826-P/V-L/R-Q-()	787.	1,080.	1,530.
		84"	1 1/8"	26"	MK4-R8426-P/V-L/R-Q-()	872.	1,198.	1,698.
		90"	1 1/8"	26"	MK4-R9026-P/V-L/R-Q-()	957.	1,316.	1,866.
		96"	1 1/8"	26"	MK4-R9626-P/V-L/R-Q-()	1,042.	1,434.	2,033.
		102"	1 1/8"	26"	MK4-R10226-P/V-L/R-Q-()	1,127.	1,552.	2,201.
		108"	1 1/8"	26"	MK4-R10826-P/V-L/R-Q-()	1,212.	1,670.	2,368.
		114"	1 1/8"	26"	MK4-R11426-P/V-L/R-Q-()	1,297.	1,788.	2,536.
		120"	1 1/8"	26"	MK4-R12026-P/V-L/R-Q-()	1,382.	1,906.	2,703.

Order Code	Specification Information	Application Notes
Example: MK4-R2426-P-L-Q-612	<i>Return filler panel widths:</i>	Return filler panels provide enclosure between a universal desk end panel and the end panel of a return. Return filler panels may also be connected to a vertical panel to provide enclosure for a desk or machine height return off a panel supported workstation. Specify MB1-FV brackets separately. All 69", 75" and 78"W return filler panels are shipped with a center stabilizing bracket, MB1-AUX-D. A return filler panel includes bracket MB1-L1, filler panel/desk end panel and all connecting hardware.
MK4 Desk panel	<i>Corresponding worksurface widths:</i> 32 3/4"	
R Desk panel type	30"	
24 Width	36"	
26 Height	42"	
P Surface type	48"	
L Left	60"	
Q Standard Special	66"	
612 Paint	72"	
	<i>Bridge filler panel widths:</i>	
	<i>Corresponding worksurface widths:</i> 38 1/2"	
	30"	
	36"	
	42"	
	48"	
	60"	
	66"	
	72"	
	<i>Surface type:</i> P- Painted V- Veneer	

description	type	width	depth	height	pattern no.	P2
Full width 	42"	42"	10"	3/4"	MM3-IS42F-Q-()	\$293.
	48"	48"	10"	3/4"	MM3-IS48F-Q-()	345.
	54"	54"	10"	3/4"	MM3-IS54F-Q-()	396.
	84"	84"	10"	3/4"	MM3-IS84F-Q-()	647.
	90"	90"	10"	3/4"	MM3-IS90F-Q-()	721.
	96"	96"	10"	3/4"	MM3-IS96F-Q-()	795.
Returns 	54"	54"	10"	3/4"	MM3-IS54R-Q-()	349.
	84"	84"	10"	3/4"	MM3-IS84R-Q-()	548.
	90"	90"	10"	3/4"	MM3-IS90R-Q-()	597.
	96"	96"	10"	3/4"	MM3-IS96R-Q-()	647.

Order Code	
Example: MM3-IS54R-612-Q	
MM3	Accessory
IS	Intermediate shelves
54	Width
R	Return
612	Paint finish
Q	Standard Special

Specification Information

Specify paint finish.

Specify return shelves by number that corresponds to total return dimension (depth of desk and width of return).

Application Notes

Intermediate shelves provide an additional level of storage between the worksurface and standard overhead storage.

Intermediate shelves include brackets for cantilever support from vertical panel connector tracks.

Intermediate shelves may be mounted on 1" increments of height up to 1" from top of panel. Recommended position is 6" - 7" above the worksurface.

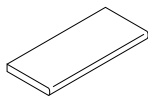
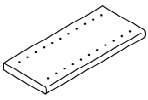
Use full width shelves with back panels of the same total width. Add returns to form a continuous "L". Half-round endpiece joins back-to-back shelves over a half-round conference worksurface. Quarter round terminates an intermediate shelf at a straight panel connection.

Intermediate shelves cannot be mounted to freestanding desks or overhead supports.

Use full width intermediate shelves that correspond with actual workstation width.

Morrison shelves and flush counter surface, 1 3/4"
panel or wall mounted lam. and ven. shelves

Standard Specials Systems

description	type	w	d	h	pattern no.	lam.	V1	V2
Panel mounted shelves and flush counter surfaces	without holes 	54"	13"	1 3/4"	MS2-W5413-Q-()	\$471.	\$840.	\$1,204.
		96"	13"	1 3/4"	MS2-W9613-Q-()	741.	1,331.	1,886.
		102"	13"	1 3/4"	MS2-W10213-Q-()	800.	1,416.	1,998.
		108"	13"	1 3/4"	MS2-W10813-Q-()	859.	1,501.	2,110.
		114"	13"	1 3/4"	MS2-W11413-Q-()	918.	1,586.	2,222.
		120"	13"	1 3/4"	MS2-W12013-Q-()	977.	1,671.	2,334.
	with holes 	54"	13"	1 3/4"	MS2-W5413-H-Q-()	486.	856.	1,219.
		96"	13"	1 3/4"	MS2-W9613-H-Q-()	758.	1,348.	1,897.
		102"	13"	1 3/4"	MS2-W10213-H-Q-()	817.	1,433.	2,010.
		108"	13"	1 3/4"	MS2-W10813-H-Q-()	876.	1,517.	2,122.
		114"	13"	1 3/4"	MS2-W11413-H-Q-()	935.	1,602.	2,234.
		120"	13"	1 3/4"	MS2-W12013-H-Q-()	994.	1,687.	2,346.

Order Code	Specification Information	Application Notes
Example: MS2-W5413-H-Q-612	<i>Specify paint finish for brackets and steel shelves.</i>	13"D shelves hold binders, books and other reference material. Order brackets and shelf organizers, if applicable, separately.
MS2W Shelf		
54 Width		
13 Depth		
H With holes		
Q Standard Special		
612 Surface finish		

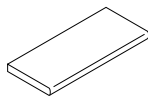
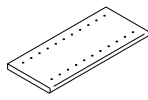
Standard 13" deep shelves double as flush counter surfaces. Specify undershelf or transaction shelf brackets for this application. Each set supports a maximum span of 48". Shelves over 60"W require MB1-AUX-S auxiliary support brackets.

All shelf brackets accept task light fixtures with the exception of the transaction shelf brackets MB2-TS-(). Adjacent bookend-style shelf brackets require MB1-TC tie clip to secure full-width task light.

Desk mounted counter surfaces do not accept task lights.

Morrison shelves and flush counter surface, 1 1/4" panel or wall mounted lam. and ven. shelves

Standard Specials Systems

description	type	w	d	h	pattern no.	lam.	V1	V2
Panel mounted shelves and flush counter surfaces	without holes 	54"	13"	1 1/4"	MS2-U5413-Q-()	\$395.	\$700.	\$1,024.
		96"	13"	1 1/4"	MS2-U9613-Q-()	608.	1,033.	1,501.
		102"	13"	1 1/4"	MS2-U10213-Q-()	667.	1,092.	1,584.
		108"	13"	1 1/4"	MS2-U10813-Q-()	726.	1,151.	1,666.
		114"	13"	1 1/4"	MS2-U11413-Q-()	785.	1,210.	1,749.
		120"	13"	1 1/4"	MS2-U12013-Q-()	844.	1,269.	1,831.
	with holes 	54"	13"	1 1/4"	MS2-U5413-H-Q-()	412.	716.	1,040.
		96"	13"	1 1/4"	MS2-U9613-H-Q-()	624.	1,045.	1,519.
		102"	13"	1 1/4"	MS2-U10213-H-Q-()	683.	1,104.	1,601.
		108"	13"	1 1/4"	MS2-U10813-H-Q-()	742.	1,163.	1,684.
		114"	13"	1 1/4"	MS2-U11413-H-Q-()	801.	1,222.	1,766.
		120"	13"	1 1/4"	MS2-U12013-H-Q-()	860.	1,281.	1,849.

Morrison System

Order Code

Example:	MS2-U-5413-H-Q-612
MS2	Shelf
U	1 1/4" thick
54	Width
13	Depth
H	With holes
Q	Standard Special
612	Surface finish

Specification Information

Specify finish.
Specify suffix H for shelf holes that accept shelf organizers.

Application Notes

Panel mounted shelves are cantilevered from vertical panel connector tracks with bookend or undershelf brackets. 1 1/4" shelves must be midspan supported every 48".

13"D shelves hold binders, books and other reference material. Order brackets and shelf organizers, if applicable, separately.

Bookend-style brackets keep material upright when vertical panels are not used at the ends of shelves (brackets are shipped in pairs.)

Standard 13" deep shelves double as flush counter surfaces. Specify undershelf brackets or desk-mount stanchions for this application.

All shelves accept task lights. Adjacent bookend-style shelves require MB1-TC tie clip to secure full width task light.

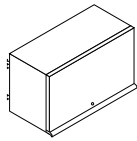
Transaction shelf brackets support panel-mounted shelves without holes. Each set supports a maximum span of 48".

Morrison Overhead cabinets

panel and desk mounted

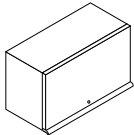
Standard Specials Systems

description	locks	w	d	h	pattern no.	P1	V1	V2
Painted or veneer front, panel mounted		24"	14"	17 ³ / ₄ "	MO8-24-()-()-N-L-Q	\$870.	\$1,030.	\$1,155.
		24"	14"	17 ³ / ₄ "	MO8-24-()-()-N-N-Q	789.	955.	1,079.



shown with lock

Painted or veneer front, stanchion mounted		24"	14"	17 ³ / ₄ "	MO8-N24-()-()-N-L-Q	870.	1,030.	1,155.
		24"	14"	17 ³ / ₄ "	MO8-N24-()-()-N-N-Q	789.	955.	1,079.



shown with lock

Order Code

Example: **MO8-N24-612-612-N-N-Q**

MO8	Overhead cabinet
N	Network mounted
24	Width
612	Paint finish for case
612	Surface finish for door
N	Black pulls
N	No lock
Q	Standard Special

Specification Information

Specify finish for case and front.

Order overhead cabinet locks with a KnollKey order form.

Interior shelves have slots for vertical dividers. Order vertical dividers separately.

Desk mounted MO8 overheads align with 64"H panel and vertical storage.

Overhead cabinet door pulls are matte black.

Overhead cabinets are hung from vertical panels with removable brackets. Cabinet door recedes within cabinet to allow use of top of overhead for storage or lighting.

Application Notes

Stanchion mounted overhead cabinets attach to overhead supports. Specify overhead backs separately for finished appearance in back-to-back or exposed applications.

Specify conversion kit MO7-SMB only if converting panel hung overheads to stanchion mounted.

Wall-mounting Morrison overhead cabinets: Use MO8-WMR to mount up to 120" of MO8 overheads. Specify one MO8-WMB for each overhead.

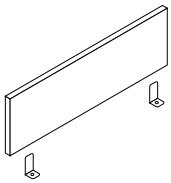
For Options overheads or Morrison or Options shelves, use MO6-WMSK to wall mount up to 9' of shelves or overheads. Kit includes wall mount rail and one vertical standard. Specify one additional MO6 WMSB for each shelf or overhead. Morrison shelves also require MB1-B13 shelf brackets.

Wall mount rails may be trimmed to length.

Specify conversion kit MO7-PMB only if converting stanchion mounted overheads to panel hung.

Wall mount wire manager is two-part wire concealment kit, 22"H.

description	w	d	h	pattern no.	10	15	20	30	35	40	45
Back of worksurface screens to 42"H	24"	3/4"	15"	MZ1-B2415-(-)-Q	\$190.	\$214.	\$218.	\$241.	\$254.	\$269.	\$311.
	24"	3/4"	19"	MZ1-B2419-(-)-Q	242.	262.	269.	294.	311.	322.	351.
	24"	3/4"	22"	MZ1-B2422-(-)-Q	294.	310.	319.	351.	368.	377.	474.



Order Code

Specification Information

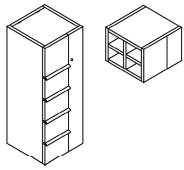
Example: MZ1-B2415-15-W210/20-Q	
MZ1	Morrison Network privacy screen
B	Back of worksurface
24	Width
15	Height
15	Surface type and group no.
W210/20	Upholstery
Q	Standard Special

Surface type:

10-	Fabric group 10	Back of worksurface screens provide visual barrier and tackable surface from underside of worksurface to a height of 42", 46" or 49".	Between back-to-back straight or VDT worksurfaces specify a single 3/4" back screen. This allows back-to-back 23 5/8"D or 29 5/8"D worksurfaces to plan on a precise 6" module.
15-	Fabric group 15	Screen widths should correspond to straight worksurface width, or sum of VDT corner and return widths.	15" high screens are used for a 42" horizon.
20-	Fabric group 20		19"H screens are used to fill in space between worksurface and Morrison overhead.
30-	Fabric group 30		22"H screens fill the space between worksurface and Reuter overhead.
35-	Fabric group 35		All but shared end screens start at the bottom of the worksurface.
40-	Fabric group 40		Privacy screens are supported by brackets fastened at worksurface inserts. Privacy screens include mounting brackets, insert kit, and stiffener clip.
45-	Fabric group 45	Use back of worksurface screen for VDT applications where one side is backed by a vertical panel.	For replacement screen stiffeners see Accessories page.
		VDT worksurfaces will accept back screens on only one back edge.	Privacy screens may be specified to achieve ASTM E-84 Class "A" flamespread rating.
		Back screens may not be used at the end of a straight worksurface; use end screens in this application.	
		Privacy screens are not available in a combination of fabrics.	
		Back of worksurface screens are full dimension: two smaller screens may be substituted for a larger one. For example, if using fabric grades 20-70, specify two 36" screens for a 72" surface.	

Morrison vertical storage options kiosk

description	width	depth	height	pattern number	Paint
Options Kiosk	24"	24"	18"	LV3-S18S-(L/R)-()-Q	\$1,236.
	24"	24"	56"	LV3-S56-(L/R)-()-Q	3,846.
	24"	30"	64"	LV3-D64-(L/R)-()-Q	4,163.
	30"	24"	64"	LV3-W64-(L/R)-()-Q	5,190.



Order Code	Specification Information	Application Notes
Example: MV3-D64F-R612-Q	<i>Specify Melamine finishes for sides, top, and back of Options Kiosk.</i>	
MV3 Vertical storage		
D 30" deep	Options Kiosk fronts may be specified in any standard Morrison painted finish. Sides, top and back are available in melamine only. Kiosk storage is available in full painted finishes only.	Options Kiosks are freestanding wood construction vertical storage with four Morrison file drawers, hinged door cabinet, and coat storage with door. Options Kiosks have painted fronts and melamine sides, back and interior. The melamine top is finished, with lock cams and a few pilot holes visible.
64 Height		Kiosks are identical to Options kiosks but painted on all surfaces.
F Front access		64"H Kiosks include cabinet with hinged door over the file drawers.
R Right door hinge		18"H top cabinet attaches to 56"H Kiosk to create 74"H storage unit. Top cabinet includes front access hinged door storage over the coat storage and open shelves accessible from the sides.
612 Case and front finish		File supports for kiosk drawers must be ordered separately.
Q Standard Special		
	All kiosks have KnollKey lock for door, and internal sliding lock switch for files.	

Flat top caps may be specified separately to coordinate with Morrison panel top caps; vault-shaped cupolas may also be used to prevent storage above kiosk.

Kiosk back panels and extended depth top caps or cupolas are used with adjacent vertical panels.

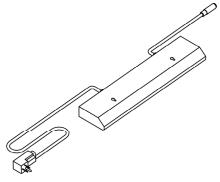
Back panel is notched to connect to panel with brackets and trim included.

Specify straight connector track same height as vertical panel, and hi/low top cap for post configurations, in width of adjacent panel.

Morrison Network T5 Task Light Daisy Chain

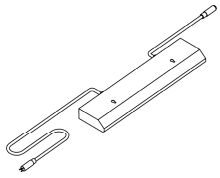
Standard Specials Systems

description	type	w	d	h	pattern no.	Standard	Advanced
Task Light, starter 9 ft. cord, fused male plug 1 ft. cord, female plug	Use with 24" and wider overhead	19"	4"	1 1/2"	MN2T5E19()DCS()Q	\$342.	n/a
	Use with 30" and wider overhead	25"	4"	1 1/2"	MN2T5E25()DCS()Q	356.	533.
	Use with 42" and wider overhead	37"	4"	1 1/2"	MN2T5E37()DCS()Q	390.	554.
	Use with 60" and wider overhead	49"	4"	1 1/2"	MN2T5E49()DCS()Q	456.	570.



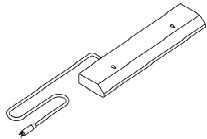
left hand shown

Task Light, adder 2 ft. cord, male plug 1 ft. cord, female plug	Use with 24" and wider overhead	19"	4"	1 1/2"	MN2T5E19()DCA()Q	374.	n/a
	Use with 30" and wider overhead	25"	4"	1 1/2"	MN2T5E25()DCA()Q	388.	565.
	Use with 42" and wider overhead	37"	4"	1 1/2"	MN2T5E37()DCA()Q	422.	586.
	Use with 60" and wider overhead	49"	4"	1 1/2"	MN2T5E49()DCA()Q	488.	602.



left hand shown

Task Light, ender 2 ft. cord, male plug	Use with 24" and wider overhead	19"	4"	1 1/2"	MN2T5E19()DCE()Q	261.	n/a
	Use with 30" and wider overhead	25"	4"	1 1/2"	MN2T5E25()DCE()Q	275.	452.
	Use with 42" and wider overhead	37"	4"	1 1/2"	MN2T5E37()DCE()Q	309.	473.
	Use with 60" and wider overhead	49"	4"	1 1/2"	MN2T5E49()DCE()Q	375.	489.



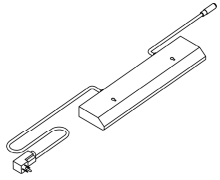
left hand shown

Order Code	Specification Information	Application Notes
Example: MN2T5E19SDCSLQ	<i>Specify:</i>	Task lights mount into the recess in the underside of overhead cabinets and shelves at least 6" wider than task light width.
MN2 Task Light	Width - Task Lights mount in cabinets and shelves at least 5" wider than light width.	Morrison Network task lights are mounted inside the horizontal beam of the overhead support.
T5 T5 lamp	1. Type: (S) Standard (A) Advanced	Task light cord may be managed in either stanchion to desk support wireway.
E Electronic ballast	2. Handedness L= Left handed (male plug on user's left side) R=Right handed (male plug on user's right side)	Task lights include T5 cool white (4100K) fluorescent lamp, electronic ballast, prismatic lens, rocker switch, one cord exit management clip and mounting hardware.
19 Width	All housings are black.	Task lights are TCLP compliant and meet requirements of California Title 24.
S Standard		Advanced task lights are fitted with ballast and lamp compliant with LEED requirements.
DC Daisy chain		
S Starter		
L Left handed		
Q Special		

Morrison Options T5 Task Light Daisy Chain

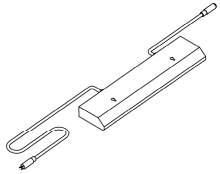
Standard Specials Systems

description	type	w	d	h	pattern no.	Standard	Advanced
Task Light, starter 9 ft. cord, fused male plug 1 ft. cord, female plug	Use with 24" and wider overhead	19"	4"	1 1/2"	LL2T5E19()DCS()Q	\$300.	n/a
	Use with 30" and wider overhead	25"	4"	1 1/2"	LL2T5E25()DCS()Q	343.	533.
	Use with 42" and wider overhead	37"	4"	1 1/2"	LL2T5E37()DCS()Q	368.	554.
	Use with 60" and wider overhead	49"	4"	1 1/2"	LL2T5E49()DCS()Q	411.	570.



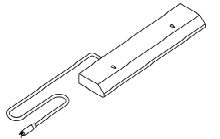
left hand shown

Task Light, adder 2 ft. cord, male plug 1 ft. cord, female plug	Use with 24" and wider overhead	19"	4"	1 1/2"	LL2T5E19()DCA()Q	332.	n/a
	Use with 30" and wider overhead	25"	4"	1 1/2"	LL2T5E25()DCA()Q	375.	565.
	Use with 42" and wider overhead	37"	4"	1 1/2"	LL2T5E37()DCA()Q	400.	586.
	Use with 60" and wider overhead	49"	4"	1 1/2"	LL2T5E49()DCA()Q	443.	602.



left hand shown

Task Light, ender 2 ft. cord, male plug	Use with 24" and wider overhead	19"	4"	1 1/2"	LL2T5E19()DCE()Q	219.	n/a
	Use with 30" and wider overhead	25"	4"	1 1/2"	LL2T5E25()DCE()Q	262.	452.
	Use with 42" and wider overhead	37"	4"	1 1/2"	LL2T5E37()DCE()Q	287.	473.
	Use with 60" and wider overhead	49"	4"	1 1/2"	LL2T5E49()DCE()Q	330.	489.



left hand shown

Order Code	Specification Information	Application Notes
Example: LL2T5E19SDCSLQ	<i>Specify:</i>	Task lights mount into the recess in the underside of overhead cabinets and shelves at least 6" wider than task light width.
LL2 Task Light	Width - Task Lights mount in cabinets and shelves at least 5" wider than light width.	Task lights include T5 cool white (4100K) fluorescent lamp, electronic ballast, prismatic lens, rocker switch, one cord exit management clip and mounting hardware.
T5 T5 lamp	1. Type: (S) Standard (A) Advanced	Task light cordset is center exit. On smaller units cord exit is off-center, but still not handed.
E Electronic ballast	2. Handedness: L= Left handed (male plug on user's left side) R=Right handed (male plug on user's right side)	Task lights are TCLP compliant and meet requirements of California Title 24.
19 Width	All housings are black.	Advanced task lights are fitted with ballast and lamp compliant with LEED requirements.
S Standard		
DC Daisy chain		
S Starter		
L Left handed		
Q Special		

Wood Finishes:

V1 Techwood Closed Pore

Y319	Cherry
Y326	Dark Mahogany
Y327	Light Oak
Y316	Maple
Y329	Medium Oak
Y323	Medium Walnut
Y851	Black Oak
Y341	Wenge
Y342	Medium Teak
Y343	Dark Grey Oak
Y344	Espresso

V1 - Techwood Closed Pore

Surface with matching synthetic edge:

Options applicable for 1/4" thick worksurfaces with standard flat edge only.

S319	Cherry
S325	Chestnut
S328	Mahogany
S316	Maple
S323	Medium Walnut

V2 Natural Veneer

Closed Pore

V312	Bronze Cherry
V316	Maple
V411	Light Walnut
V415	Peacock Green Walnut
V417	Old English Walnut
V418	Smoked Walnut
V433	Light Fawn Cherry
V436	Medium Brown Cherry
<i>(all above V2's are flat cut)</i>	
V421	Chalk Oak
V423	Light Oak
V425	Amber Oak
V427	Brown Oak
<i>(all V2 Oak's are rift cut)</i>	
V439	Straight Anigre

V2 Natural Veneer with synthetic edge

Options applicable for 1/4" thick worksurfaces with standard flat edge only.

Flat Cut:

R314	Dark Cherry
R313	Burnt Walnut
R319	Medium Cherry
R315	Light Cherry
R316	Light Maple
R323	Medium Walnut
R415	Peacock Green Walnut

V3 Exotic Veneer

V512	Figured Anigre
V514	Makore
V515	Figured Sycamore
V513	Graphite Oak
V517	Natural Sapele
<i>(all V3's are quarter cut)</i>	

Glass Options:

TEMP	Clear Tempered
------	----------------

Architectural Glass Options:

GL13	Powder
GL8	Wafer
GL6	Block Matrix

Locks

Black only

Laminate

Matching edge band unless noted otherwise

111	Jet Black
114	Folkstone Grey
117	Soft Grey
118	Bright White
119	Pumice
121	Micro Grey with 114 Folkstone grey edge band
122	Brushed Sand with 119 Pumice edge band
123	Brushed Grey with 128 Fog edge band
124	Medium Chery
125	Natural Maple
126	Natural Cherry
127	Walnut
128	Fog
129	Micro Sand with 119 Pumice edge band

Paint Classifications:

Upcharge as applicable for paint class noted on applicable product pages

P1

111	Jet Black
112	Brown
113	Dark Grey
114	Folkstone Grey
115	Medium Grey
116	Sandstone
117	Soft Grey

P2

611	Beige Mist Metallic
612	Medium Metallic Grey

P3

118	Bright White
613	Silver

See matrix next page for finishes applicable by component

Mixed Finishes: (where applicable for work surfaces only)

To order mixed finishes, enter four digit finish code as follows:

Use 2 digit prefix to indicate surface finish (laminate)

11	Jet Black
14	Folkstone Grey
17	Soft Grey
18	Bright White
19	Pumice
21	Micro Grey
22	Brushed Sand
23	Brushed Grey
28	Fog
29	Micro Sand

Use 2 digit suffix to indicate edge finish (wood)

12	for V312
16	for V316, Y316
Y9	for Y319
Y3	for Y323
26	for Y326
27	for Y327
29	for Y329
43	for V433
45	for V415
46	for V436
47	for V417
48	for V418
49	for V439
52	for V512
53	for V513
54	for V514
55	for V515
57	for V517
61	for V411
71	for V421
73	for V423
75	for V425
77	for V427

Example:

For a Micro Grey laminate surface with Bronzed Cherry edge, enter finish code 2112

For a Jet Black laminate surface with Light Maple edge, enter finish code 1116

Fabric Options

Grade 10

Bailey II (W359)
 Broadcloth (W288)
 Foundation (W351)
 Growth Spurt (W692)
 Newbury (W812)
 Solid Crepe (W257)
 Symbolic Detail (W693)
 Tailor Made (W133)
 Versatility (W432)

Grade 15

Regency (W210)

Grade 20

Banyan (W443)
 Bauhaus Block (W296A)
 Circle Line (W1146)
 Clarity (W281)
 Criss Cross (W305)
 Devon (W809)
 Labyrinth (W352)
 Melbourne (W228)
 Outback (W229)
 Reflect (W884)
 Resolution (W280)
 Walkabout (W230)
 Weave Three (W298)

Grade 30

Basket Draft (W249)
 Flow (W565)
 Harmony (W232)
 Interknit (W1090)
 Match Point (W1145)
 Micro (W465)*
 Progression (W403)
 Promenade (W913)
 Raku Cloth (W566)
 Relay (W1020) ▲

Grade 35

Saxony Plus (S)

Grade 40

Clarkson (W1218)
 Ornament (W1078)
 Palladium (W1030) ▲
 Sennit (W337)
 Sierra (R)
 Spinoff Nuance (W319)

Grade 45

Casual Elegance (W920)
 Digital Tape (W304)
 Dristi (K872)*

**with backing only*

▲ Monolithic panels and tackboards only

The following textiles are approved for use on Reff panels. Consult Knoll representative for pricing:

Grade 50

Knoll Hopsack (K1206)
 Ricochet (W498)

Grade 55

Knoll Felt (K1207)
 Transition (W816)

Customers Own Material

Prices for panels that are to be manufactured with a customer supplied fabric will follow Grade 10 panel pricing.

COM fabrics are subject to a testing charge prior to acceptance for use on Reff panels. Panels bearing COM fabrics are subject to extended leadtimes. It is the responsibility of the customer's purchasing agent to ensure COM fabric is supplied for testing and manufacturing. Delays in receiving COM fabric for manufacturing will result in rescheduled delivery dates.

When specifying panel/fabrics use the following format to denote location on a tiled panel.

Side 1		Side 2
1E	Top of Panel	2E
1D		2D
1C		2C
1B		2B
1A	Bottom of Panel	2A

(Side 1 is always the inside of the workstation.)

Panels with beltway one side: assume the beltway is on SIDE 1 of the panel.

Non-Wood Finishes

Finishes	Panel Tiles, Worksurfaces & Components	Panel Top Trims Window Frames	Panel Base Side Plates	Panel Beltway Side Plates*	Leg and Bases	Interaction Style Legs	Pulls	Grommets
	Jet Black	111	111	111	111	111	111	111
Dark grey	n/a	113	113	113	113	113	n/a	113
Medium grey	n/a	115	115	115	115	115	n/a	115
Soft grey	117	117	117	117	117	117	n/a	117
Folkstone grey	114	114	114	114	114	114	n/a	114
Pumice	119	119	119	119	119	119	n/a	119
Sandstone	n/a	116	116	116	116	116	n/a	116
Brown	n/a	112	112	112	112	112	112	112
Medium metallic grey	n/a	612	612	612	612	612	612	612
Silver	n/a	613	613	613	613	613	613	613
Bright White	118	118	118	118	118	118	118	118
Beige metallic mist	n/a	611	611	611	611	611	611	611
Micro Grey *	121	n/a	n/a	n/a	n/a	n/a	n/a	n/a
Brushed Sand *	122	n/a	n/a	n/a	n/a	n/a	n/a	n/a
Brushed Grey *	123	n/a	n/a	n/a	n/a	n/a	n/a	n/a
Fog	128	n/a	n/a	n/a	n/a	n/a	n/a	n/a
Micro Sand *	129	n/a	n/a	n/a	n/a	n/a	n/a	n/a
Plated Finishes								
Satin brass	n/a	n/a	PZ	n/a	PZ	n/a	PZ	PZ
Brushed pewter	n/a	n/a	PT	n/a	PT	n/a	PT	PT
Polished chrome	n/a	n/a	PD	n/a	PD	n/a	n/a	PD

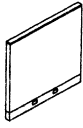
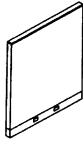
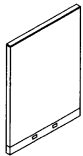
n/a = not available

* = matching edge band not available, also not optional for panel tiles or components, worksurfaces only

Reff Panels

Monolithic

34", 42" and 49" high

description	h	w	pattern no.	lam.	V1	V2	V3
Laminate/Laminate Wood/Wood Regular Accoustics		18"	QR3B0P (LL/11/22/33) 3418 () ()	\$663.	\$796.	\$817.	\$1,103.
		20"	QR3B0P (LL/11/22/33) 3420 () ()	663.	796.	817.	1,103.
		24"	QR3B0P (LL/11/22/33) 3424 () ()	707.	849.	872.	1,177.
		30"	QR3B0P (LL/11/22/33) 3430 () ()	759.	910.	936.	1,264.
		36"	QR3B0P (LL/11/22/33) 3436 () ()	807.	967.	995.	1,343.
		42"	QR3B0P (LL/11/22/33) 3442 () ()	929.	1,114.	1,146.	1,547.
		48"	QR3B0P (LL/11/22/33) 3448 () ()	964.	1,157.	1,191.	1,607.
	18"	QR3B0P (LL/11/22/33) 4218 () ()	587.	703.	726.	979.	
	20"	QR3B0P (LL/11/22/33) 4220 () ()	587.	703.	726.	979.	
	24"	QR3B0P (LL/11/22/33) 4224 () ()	596.	715.	734.	992.	
	30"	QR3B0P (LL/11/22/33) 4230 () ()	715.	856.	882.	1,192.	
	36"	QR3B0P (LL/11/22/33) 4236 () ()	773.	928.	953.	1,287.	
	42"	QR3B0P (LL/11/22/33) 4242 () ()	863.	1,035.	936.	1,264.	
	48"	QR3B0P (LL/11/22/33) 4248 () ()	944.	1,133.	1,166.	1,575.	
	60"	QR3B0P (LL/11/22/33) 4260 () () *	1,027.	1,233.	1,268.	1,712.	
	66"	QR3B0P (LL/11/22/33) 4266 () () *	1,065.	1,279.	1,316.	1,777.	
	72"	QR3B0P (LL/11/22/33) 4272 () () *	1,102.	1,322.	1,361.	1,838.	
	18"	QR3B0P (LL/11/22/33) 4918 () ()	652.	782.	804.	1,085.	
	20"	QR3B0P (LL/11/22/33) 4920 () ()	652.	782.	804.	1,085.	
	24"	QR3B0P (LL/11/22/33) 4924 () ()	715.	804.	882.	1,192.	
	30"	QR3B0P (LL/11/22/33) 4930 () ()	807.	967.	995.	1,343.	
	36"	QR3B0P (LL/11/22/33) 4936 () ()	870.	1,044.	1,074.	1,449.	
	42"	QR3B0P (LL/11/22/33) 4942 () ()	961.	1,153.	1,186.	1,601.	
	48"	QR3B0P (LL/11/22/33) 4948 () ()	1,084.	1,304.	1,337.	1,806.	
	60"	QR3B0P (LL/11/22/33) 4960 () () *	1,171.	1,407.	1,446.	1,952.	
	66"	QR3B0P (LL/11/22/33) 4966 () () *	1,212.	1,453.	1,458.	1,967.	
	72"	QR3B0P (LL/11/22/33) 4972 () () *	1,248.	1,498.	1,541.	2,080.	



Reff System

Order Code	Specification Information	Application Notes
Example: QR3B0PLL3418-A4K	<i>To order please specify pattern number including:</i>	
QR3 Reff Generation 3 Special	1. Top trim profile	1. Top trim profile: A = Flat B = Square C = Bullnose E = Extruded aluminum, anodized finish only
B0 No Beltway	2. Base height	2. Base height: 4 = 4" base height 6 = 6" base height (add \$47 per panel for this option)
P Monolithic panel	3. Knockout option (K = with knockouts, N = without knockouts)	
LL Laminage on both sides	4. Panel side 1 finish(s) inside	Applicable finishes are listed on page 93 and 94.
34 34" high	5. Panel side 2 finish(s) outside	Product on this page will accept wood grain laminate where laminate is currently an option. Panel product is subject to a 10% upcharge on Laminate/Laminate base panel price.
18 18" wide	6. Top trim finish	
(A) Flat style top trim	7. Base finish	
(4) 4" base height	8. <i>Optional:</i> specify (M) for panel frame to be milled for ported components. \$14 list upcharge applicable	
(K) Include knockouts in base		
118 Laminate selection - side 1		All panels on this page accept stacking modules except those indicated with an asterisk.
118 Laminate selection - side 2		6" Raceway option increases panel height by 2 3/4".
V316 Maple (top trim finish)		All panels on this page have no high acoustical option or Beltway option.
118 Bright White (base finish)		Product on this page can be attached to posts 34"H, other 34", 42", 49", 64", and 79" panels without beltway. To attach 34"H panels to Beltway posts over 34"H, order appropriate attachment kit from standard Reff price list.
		79"H hookstrip reveal strips are ordered separately from page the standard Reff price list at no charge.
		* These panel widths do not accept stacking modules.

Reff Panels

Monolithic

64" and 79" high

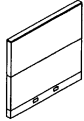
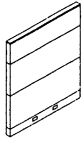
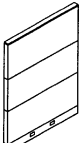
description	h	w	pattern no.	lam.	V1	V2	V3
Laminate/Laminate Wood/Wood Regular Accoustics		18"	QR3B0P (LL/11/22/33) 6418 () ()	\$775.	\$931.	\$955.	\$1,290.
		20"	QR3B0P (LL/11/22/33) 6420 () ()	775.	931.	955.	1,290.
		24"	QR3B0P (LL/11/22/33) 6424 () ()	847.	1,016.	1,045.	1,411.
		30"	QR3B0P (LL/11/22/33) 6430 () ()	959.	1,152.	1,185.	1,600.
		36"	QR3B0P (LL/11/22/33) 6436 () ()	1,035.	1,242.	1,279.	1,727.
		42"	QR3B0P (LL/11/22/33) 6442 () ()	1,147.	1,376.	1,417.	1,913.
		48"	QR3B0P (LL/11/22/33) 6448 () ()	1,292.	1,550.	1,596.	2,155.
		60"	QR3B0P (LL/11/22/33) 6460 () () *	1,400.	1,679.	1,727.	2,330.
		66"	QR3B0P (LL/11/22/33) 6466 () () *	1,447.	1,737.	1,786.	2,413.
		72"	QR3B0P (LL/11/22/33) 6472 () () *	1,496.	1,795.	1,846.	2,493.
		18"	QR3B0P (LL/11/22/33) 7918 () () *	977.	1,171.	1,207.	1,629.
20"		QR3B0P (LL/11/22/33) 7920 () () *	977.	1,168.	1,207.	1,629.	
24"		QR3B0P (LL/11/22/33) 7924 () () *	1,069.	1,282.	1,320.	1,781.	
30"		QR3B0P (LL/11/22/33) 7930 () () *	1,069.	1,448.	1,490.	2,011.	
36"		QR3B0P (LL/11/22/33) 7936 () () *	1,313.	1,575.	1,622.	2,189.	
42"		QR3B0P (LL/11/22/33) 7942 () () *	1,453.	1,745.	1,795.	2,423.	
48"		QR3B0P (LL/11/22/33) 7948 () () *	1,625.	1,950.	2,006.	2,707.	
60"		QR3B0P (LL/11/22/33) 7960 () () *	1,750.	2,098.	2,160.	2,915.	
66"		QR3B0P (LL/11/22/33) 7966 () () *	1,785.	2,143.	2,203.	2,974.	
72"		QR3B0P (LL/11/22/33) 7972 () () *	1,819.	2,183.	2,249.	3,037.	

Order Code	Specification Information	Application Notes
Example: QR3B0PLL3418-A4K	<i>To order please specify pattern number including:</i>	1. Top trim profile: A = Flat B = Square C = Bullnose E = Extruded aluminum, anodized finish only
QR3 Reff Generation 3 Special	1. Top trim profile	All panels on this page accept stacking modules.
B0 No Beltway	2. Base height	6" Raceway option increases panel height by 2 3/4".
P Monolithic panel	3. Knockout option (K = with knockouts, N = without knockouts)	All panels on this page have no high acoustical option or Beltway option except those indicated with an asterisk.
LL Laminate on both sides	4. Panel side 1 finish(s) inside	Product on this page can be attached to posts 34"H, other 34", 42", 49", 64", and 79" panels without beltway. To attach 34"H panels to Beltway posts over 34"H, order appropriate attachment kit from the standard Reff price list.
34 34" high	5. Panel side 2 finish(s) outside	79"H hookstrip reveal strips are ordered separately from page standard Reff price list at no charge.
18 18" wide	6. Top trim finish	
(A) Flat style top trim	7. Base finish	
(4) 4" base height	8. <i>Optional:</i> specify (M) for panel frame to be milled for ported components. \$14 list upcharge applicable	
(K) Include knockouts in base		
118 Laminate selection - side 1		Applicable finishes are listed on page 93 and 94.
118 Laminate selection - side 2		Product on this page will accept wood grain laminate where laminate is currently an option. Panel product is subject to a 10% upcharge on Laminate/Laminate base panel price.
V316 Maple (top trim finish)		
118 Bright White (base finish)		

Reff Panels

Tiled

34", 42" and 49" High

description	h	w	pattern no.	lam.	V1	V2	V3
Laminate/Laminate Wood/Wood Regular Accoustics		18"	QR3B0T (LL/11/22/33) 3418 () ()	\$809.	\$885.	\$911.	\$1,230.
		20"	QR3B0T (LL/11/22/33) 3420 () ()	809.	885.	911.	1,230.
		24"	QR3B0T (LL/11/22/33) 3424 () ()	862.	946.	973.	1,313.
		30"	QR3B0T (LL/11/22/33) 3430 () ()	918.	1,007.	1,034.	1,397.
		36"	QR3B0T (LL/11/22/33) 3436 () ()	969.	1,065.	1,095.	1,479.
		42"	QR3B0T (LL/11/22/33) 3442 () ()	1,105.	1,211.	1,246.	1,683.
		48"	QR3B0T (LL/11/22/33) 3448 () ()	1,140.	1,249.	1,285.	1,735.
	42"	18"	QR3B0T (LL/11/22/33) 4218 () ()	906.	995.	1,022.	1,380.
		20"	QR3B0T (LL/11/22/33) 4220 () ()	906.	995.	1,022.	1,380.
		24"	QR3B0T (LL/11/22/33) 4224 () ()	963.	1,057.	1,086.	1,467.
		30"	QR3B0T (LL/11/22/33) 4230 () ()	1,029.	1,130.	1,161.	1,567.
		36"	QR3B0T (LL/11/22/33) 4236 () ()	1,087.	1,193.	1,226.	1,655.
		42"	QR3B0T (LL/11/22/33) 4242 () ()	1,213.	1,331.	1,367.	1,846.
		48"	QR3B0T (LL/11/22/33) 4248 () ()	1,271.	1,394.	1,434.	1,936.
	49"	18"	QR3B0T (LL/11/22/33) 4918 () ()	1,015.	1,112.	1,145.	1,546.
		20"	QR3B0T (LL/11/22/33) 4920 () ()	1,015.	1,112.	1,145.	1,546.
		24"	QR3B0T (LL/11/22/33) 4924 () ()	1,075.	1,180.	1,213.	1,637.
		30"	QR3B0T (LL/11/22/33) 4930 () ()	1,150.	1,263.	1,298.	1,752.
		36"	QR3B0T (LL/11/22/33) 4936 () ()	1,213.	1,331.	1,367.	1,846.
		42"	QR3B0T (LL/11/22/33) 4942 () ()	1,353.	1,484.	1,527.	2,060.
		48"	QR3B0T (LL/11/22/33) 4948 () ()	1,422.	1,559.	1,606.	2,167.

Order Code

Example:	QR3B0TFF3418-A4K
QR3	Reff Generation 3 Special
B0	No Beltway
T	Tiled panel
FF	Fabric on both sides
34	34" high
18	18" wide
A	Flat style top trim
4	4" base height
K	Include knockouts in base
W281	Fabric selection - side 1
W281	Fabric selection - side 2
V316	Maple (top trim finish)
111	Jet Black (base finish)

Specification Information

To order please specify pattern number including:

1. Top trim profile
2. Base height
3. Knockout option (K = with knockouts, N = without knockouts)
4. Panel side 1 finish(s) inside
5. Panel side 2 finish(s) outside
6. Top trim finish
7. Base finish
8. *Optional:* specify (M) for panel frame to be milled for ported components. \$14 list upcharge applicable

1. *Top trim profile:*
A = Flat
B = Square
C = Bullnose
E = Extruded Aluminum, anodized finish only

2. *Base height:*
4 = 4" base height
6 = 6" base height (add \$47 per panel)

3. *Tile divider: (E option) applies to both sides*

34" h add per panel:
\$28 for 18w and 20w
\$30 for 24w and 30w
\$32 for 36w and 42w
\$44 for 48w

42" h add per panel:
\$50 for 18w and 20w
\$56 for 24w and 30w
\$68 for 36w and 42w
\$84 for 48w

49" h add per panel:
\$50 for 18w and 20w
\$56 for 24w and 30w
\$68 for 36w and 42w
\$84 for 48w

All panels on this page accept stacking modules.

6" Raceway option increases panel height by 2 3/4".

Applicable finishes are listed on page 93 and 94.

Product on this page will accept wood grain laminate where laminate is currently an option.
Panel product is subject to a 10% upcharge on Laminate/Laminate base panel price.

Application Notes

All panels on this page have no high acoustical option or Beltway option. Product on this page can be attached to posts 34"H, other 34", 42", 49", 64", and 79" panels without beltway. To attach 34" high panels to Beltway posts, order appropriate attachment kits from page standard Reff price list.


The panels on this page will accept stacking modules to increase their height on 18" to 48"W panels only. The 60" to 72"W panels will not accept stacking modules on top of themselves.

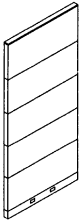
79"H hookstrip reveal strips are ordered separately from standard Reff price list at no charge.

Reff Panels

Tiled

64" and 79" High

description	h	w	pattern no.	lam.	V1	V2	V3
Laminate/Laminate Wood/Wood Regular Accoustics		18"	QR3B0T (LL/11/22/33) 6418 () ()	\$1,187.	\$1,301.	\$1,338.	\$1,807.
		20"	QR3B0T (LL/11/22/33) 6420 () ()	1,187.	1,301.	1,338.	1,807.
		24"	QR3B0T (LL/11/22/33) 6424 () ()	1,257.	1,379.	1,419.	1,916.
		30"	QR3B0T (LL/11/22/33) 6430 () ()	1,340.	1,470.	1,511.	2,040.
		36"	QR3B0T (LL/11/22/33) 6436 () ()	1,412.	1,549.	1,595.	2,152.
		42"	QR3B0T (LL/11/22/33) 6442 () ()	1,583.	1,737.	1,786.	2,413.
		48"	QR3B0T (LL/11/22/33) 6448 () ()	1,661.	1,822.	1,875.	2,530.

	18"	QR3B0T (LL/11/22/33) 7918 () ()	1,476.	1,619.	1,665.	2,247.
	20"	QR3B0T (LL/11/22/33) 7920 () ()	1,476.	1,619.	1,665.	2,247.
	24"	QR3B0T (LL/11/22/33) 7924 () ()	1,561.	1,711.	1,761.	2,377.
	30"	QR3B0T (LL/11/22/33) 7930 () ()	1,636.	1,795.	1,846.	2,493.
	36"	QR3B0T (LL/11/22/33) 7936 () ()	1,718.	1,884.	1,939.	2,617.
	42"	QR3B0T (LL/11/22/33) 7942 () ()	1,921.	2,108.	2,168.	2,927.
	48"	QR3B0T (LL/11/22/33) 7948 () ()	2,009.	2,202.	2,266.	3,060.

Order Code

Example:	QR3B0TFF3418-A4K
QR3	Reff Generation 3 Special
B0	No Beltway
T	Tiled panel
FF	Fabric on both sides
34	34" high
18	18" wide
A	Flat style top trim
4	4" base height
K	Include knockouts in base
W281	Fabric selection - side 1
W281	Fabric selection - side 2
V316	Maple (top trim finish)
111	Jet Black (base finish)

To order please specify pattern number including:

1. Top trim profile
2. Base height
3. Knockout option
(K = with knockouts,
N = without knockouts)
4. Panel side 1 finish(s) inside
5. Panel side 2 finish(s) outside
6. Top trim finish
7. Base finish
8. *Optional:* specify (M) for panel frame to be milled for ported components. \$14 list upcharge applicable

1. *Top trim profile:*

- A = Flat
- B = Square
- C = Bullnose
- E = Extruded Aluminum, anodized finish only

2. *Base height:*

- 4 = 4" base height
- 6 = 6" base height (add \$47 per panel)

3. *Tile divider: (E option) applies to both sides*

64" h add per panel:
\$78 for 18w and 20w
\$86 for 24w and 30w
\$96 for 36w and 42w
\$124 for 48w

79" h add per panel:
\$100 for 18w and 20w
\$116 for 24w and 30w
\$124 for 36w and 42w
\$168 for 48w

All panels on this page accept stacking modules.

6" Raceway option increases panel height by 2³/₄".

Applicable finishes are listed on page 93 and 94.

Product on this page will accept wood grain laminate where laminate is currently an option.
Panel product is subject to a 10% upcharge on Laminate/Laminate base panel price.

Application Notes

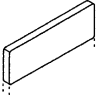
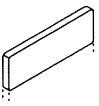

All panels on this page have no high acoustical option or Beltway option. Product on this page can be attached to posts 34"H, other 34", 42", 49", 64", and 79" panels without beltway. To attach 34" high panels to Beltway posts, order appropriate attachment kits from the standard Reff price list.

The panels on this page will accept stacking modules to increase their height on 18" to 48"W panels only. The 60" to 72"W panels will not accept stacking modules on top of themselves.

79"H hookstrip reveal strips are ordered separately from the standard Reff price list at no charge.

Reff Panels

Stacking modules and Slatwall

description	height	width	pattern no.	lam.	AA	V1	V2	V3
Laminate/Laminate *,**	8"	18"	QR3S (LL/11/22/33) 0818 () ()	\$275.		\$285.	\$293.	\$396.
Wood/Wood	8"	20"	QR3S (LL/11/22/33) 0820 () ()	275.		285.	293.	396.
Regular Accoustics	8"	24"	QR3S (LL/11/22/33) 0824 () ()	285.		297.	303.	410.
	8"	30"	QR3S (LL/11/22/33) 0830 () ()	315.		328.	336.	454.
	8"	36"	QR3S (LL/11/22/33) 0836 () ()	348.		362.	373.	503.
	8"	42"	QR3S (LL/11/22/33) 0842 () ()	376.		390.	401.	542.
	8"	48"	QR3S (LL/11/22/33) 0848 () ()	403.		418.	431.	583.
Laminate/Laminate *	15"	18"	QR3S (LL/11/22/33) 1518 () ()	368.		383.	395.	533.
Wood/Wood	15"	20"	QR3S (LL/11/22/33) 1520 () ()	368.		383.	395.	533.
Regular Accoustics	15"	24"	QR3S (LL/11/22/33) 1524 () ()	387.		402.	414.	559.
	15"	30"	QR3S (LL/11/22/33) 1530 () ()	428.		445.	457.	617.
	15"	36"	QR3S (LL/11/22/33) 1536 () ()	467.		485.	499.	675.
	15"	42"	QR3S (LL/11/22/33) 1542 () ()	509.		529.	545.	735.
	15"	48"	QR3S (LL/11/22/33) 1548 () ()	546.		567.	584.	788.
Slatwall	15"	18"	QR2 SLAT 1518 ()	207.	247.			
	15"	20"	QR2 SLAT 1520 ()	220.	260.			
	15"	24"	QR2 SLAT 1524 ()	239.	280.			
	15"	30"	QR2 SLAT 1530 ()	287.	338.			
	15"	36"	QR2 SLAT 1536 ()	319.	377.			
	15"	42"	QR2 SLAT 1542 ()	369.	436.			
	15"	48"	QR2 SLAT 1548 ()	417.	493.			

Available in anodized aluminum (AA)& painted finishes
Screws directly to panel frame

Order Code

Example:	QR3SLL0820
QR3	Reff Generation 3
S	Stacking module
LL	Laminate/Laminate
08	8" high
20	20" wide
118	Laminate selection - side 1
118	Laminate selection - side 2

Specification Information

- To order please specify:
1. Pattern number including height and width
 2. Panel side 1 finish
 3. Panel side 2 finish

Product on this page will accept wood grain laminate where laminate is currently an option. Panel product is subject to a 10% upcharge on Laminate/Laminate base panel price.

Application Notes

- * Not for use on 79"H panels.
 - * * Suitable only for top of any panel. Cannot be stacked upon.
- 8" module will not accept additional modules on top.
- Use of 8" module on panel heights other than 34" h will require custom end trims and Hi-Lo parts.
- Stacking modules on this page are high acoustic with a hard board septum and fiberglass.

Reff Panels

Midspan Off-set T-connectors

Standard Specials Systems

description	h	pattern no.	list
Mid-Span Connector	42"	QS9G5875	\$312.
To be used with Generation 3 panels only	49"	QS9G5498	335.
	64"	QS9G5499	437.
	79"	QS9G5876	472.
<i>attach mid-span of panel</i>			
Mid-Span Connector	42"	QS994873	430.
	49"	QS9A8003	455.
	64"	QS9A8002	491.
	79"	QS9B2960	527.
<i>attach at hookstrip</i>			

Order Code

Specification Information

Application Notes

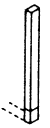
To be used in creating a panel run for visual separation only. Panels running off **T-Connectors** are **not loadbearing!**

Spine panel must be 1 piece and not a stackable creation.

Perpendicular panel can be 1 piece made of stackable modules.

Reff Panels

End trim, base drape&base raceway

description	h	w	pattern no.	Profile (A/B/C)	Profile (E)	list
 End trim with hookstrip	57"		QR2ES4215() () () ()	\$362.	\$250.	
	57"		QR2ES498() () () ()	362.	250.	
	72"		QR2ES49158() () () ()	441.	283.	
	72"		QR2ES648() () () ()	441.	283.	
1" h base drape&rigidizer	1"	96"	QS990981			166.
2" h base drape&rigidizer	2"	96"	QS9A5986			326.
Base raceway with 2 extra date knockouts	4"	36"	QS9G2425			144.
	4"	42"	QS9G2320			165.
	4"	48"	QS9G2321			171.

Order Code	Specification Information	Application Notes
Example: QR2ES49158-A-6-V316-111 QR2 Reff Generation 2 ES End trim 49158 49+15+8=72" high A Flat profile 6 6" base height N Non electrical base V316 Trim finish, Maple 111 Jet Black (base finish)	<p><i>To order please specify pattern number including:</i></p> <p>End trim:</p> <ol style="list-style-type: none"> Trim profile <i>A = flat</i> <i>B = square</i> <i>C = bullnose</i> <i>E = extruded aluminum</i> Base height option <i>4 = 4"</i> <i>6 = 6"</i> Base type <i>E = electrical entry</i> <i>N = standard base</i> Finish, end trim <i>If profile A, B or C specify V1, V2, V3 or painted to match laminate</i> <i>If profile E specify AA-anodized aluminum or painted finish from page 0 excluding silver</i> Finish, end trim base <i>painted or plated finish</i> 	<p>Add \$24 list for each end trim with 6"H base option. Does not apply to hi-lo end trims as they have no base.</p> <p>E profile end trim does not have base detail, but base height 4 or 6 required to determine overall height.</p> <p>End trim is for combination of panel and stackable module.</p> <p>Eg. QR2ES49158 is a 72" high end trim for a 49" h panel + 15" h stackable + 8" h stackable module. End trim for other panel combinations must be quoted thru custom product development.</p> <p>Base drape is for preventing light gap at base of a panel of a panel. Available in 8ft length and can be cut in field. Black finish only.</p> <p>Base raceway has 4 knockouts: 2 knockouts for electrical at standard location, 2 knockouts for date/communication at special location (5 3/4" from each end). Includes 4 standard knockout cover plates.</p> <p>Other panel widths are not available with extra data knockouts.</p>

Reff Panels

U-channel wall starter cover

Standard Specials Systems

description	h	w	d	pattern no.	list
U-channel wall starter cover (does not cover hookstrip)	34"	2 1/2"	13/16"	QRWSU34()()	\$403.
	42"	2 1/2"	13/16"	QRWSU42()()	494.
	49"	2 1/2"	13/16"	QRWSU49()()	578.
	64"	2 1/2"	13/16"	QRWSU64()()	757.
	79"	2 1/2"	13/16"	QRWSU79()()	932.
U-channel wall starter cover (covers hookstrip)	34"	2 1/2"	1 1/16"	QRWSUH34()()	403.
	42"	2 1/2"	1 1/16"	QRWSUH42()()	494.
	49"	2 1/2"	1 1/16"	QRWSUH49()()	578.
	64"	2 1/2"	1 1/16"	QRWSUH64()()	757.
	79"	2 1/2"	1 1/16"	QRWSUH79()()	932.
U-channel wall starter cover Field to ceiling	21"	2 1/2"	1 1/16"	QRFCWSUH21()	256.
	25"	2 1/2"	1 1/16"	QRFCWSUH25()	301.
	37"	2 1/2"	1 1/16"	QRFCWSUH37()	437.

Order Code

Example: QRWSUH79-6-111
QR Reff
WS Wall starter
U U-channel cover
H Hookstrip portion covered
6 6" base height
111 Paint finish, jet black

Specification Information

To order please specify pattern number including:

1. Base height option
4 = 4"
6 = 6" (add \$24 for this option)
2. Paint finish only

Application Notes

The U-channel is for covering up a wall starter. Hookstrip portion can be covered as well. Please note that if hookstrip portion is covered, panel-hung components and brackets cannot be used.

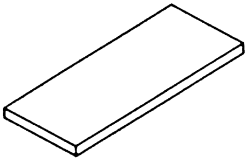
The U-channel is placed between drywall and wall starter. Slots in channel align with pre-drilled holds on wall on wall starter to allow for in-field leveling. There is an electrical entry at base of channel.

Field to ceiling wall starter cover is intended for 4" h base wall starter only.

Reff Worksurfaces

1 1/4" thick straight rectilinear

Standard Specials Systems

description	d	w	pattern no.	L	M/V1	V2	V3
Straight rectilinear work top 	20"	16"	QRSA161-N-() *	\$350.	\$382.	\$439.	\$593.
		102"	QRSA1021-() ()	686.	742.	853.	1,152.
		108"	QRSA1081-() ()	745.	801.	921.	1,244.
		114"	QRSA1141-() ()	804.	860.	989.	1,335.
		120"	QRSA1201-() ()	863.	919.	1,057.	1,427.
	24"	16"	QRSA162-N-() *	368.	401.	461.	623.
		102"	QRSA1022-() ()	758.	821.	944.	1,275.
		108"	QRSA1082-() ()	817.	880.	1,012.	1,366.
		114"	QRSA1142-() ()	876.	939.	1,080.	1,458.
		120"	QRSA1202-() ()	935.	998.	1,148.	1,549.
	30"	16"	QRSA163-N-() *	402.	437.	503.	678.
		102"	QRSA1023-() ()	805.	874.	1,005.	1,357.
		108"	QRSA1083-() ()	864.	933.	1,073.	1,448.
		114"	QRSA1143-() ()	923.	992.	1,141.	1,540.
		120"	QRSA1203-() ()	982.	1,051.	1,209.	1,632.
	36"	48"	QRSA484-() ()	674.	735.	845.	1,141.
		54"	QRSA544-() ()	697.	761.	875.	1,181.
		78"	QRSA784-() ()	804.	873.	1,004.	1,355.
		84"	QRSA844-() ()	863.	932.	1,072.	1,447.
		90"	QRSA904-() ()	922.	991.	1,140.	1,539.
		96"	QRSA964-() ()	981.	1,050.	1,208.	1,630.
		102"	QRSA1024-() ()	1,040.	1,109.	1,275.	1,722.
		108"	QRSA1084-() ()	1,099.	1,168.	1,343.	1,813.
		114"	QRSA1144-() ()	1,158.	1,227.	1,411.	1,905.
		120"	QRSA1204-() ()	1,217.	1,286.	1,479.	1,997.

* For creating freestanding pedestal using standard Reff pedestal. Counterweights must be ordered separately.

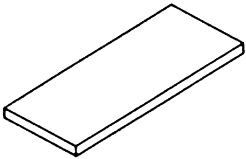
Order Code	Specification Information	Application Notes
Example: QRSA903RL	<i>To order please specify pattern number including:</i>	Product on this page will accept woodgrain laminate where laminate is currently an option. List price for woodgrain laminate options will be current published laminate list price plus 10%. Applicable finishes are listed on page 93 and 94.
QR Reff Standard Special	1. Top thickness	Products on this page are shipped without hardware which must be ordered separately from the support components section. 1 1/4" tops require support at mid point to reduce spans to 48" or less.
S Straight top	2. Grommet option	
A 1 1/4" thick	3. Top finish type	Knoll accepts no responsibility for special grommet locations which interfere with support or other hardware. All requests for special grommet locations must be approved through custom product development. Actual widths of worksurfaces are 1/16" less than nominal dimension. Actual depth is 1/8" less.
90 90" wide	4. Top finish	
3 30" deep	5. Grommet finish	
R Recessed grommet location	1. <i>Thickness options:</i> A = 1 1/4"	
L Laminate finish	2. <i>Grommet options:</i> N = No grommets F = Flush front grommet location R = Recessed front (not recommended for 20"D and 24"D tops)	
114 Folkstone grey	3. <i>Finish type:</i> L = Laminate M = Wood/laminate mixed 1 = V1 2 = V2 3 = V3	
111 Jet Black (grommet)		

Reff System

Reff Worksurfaces

1 1/4" thick straight rectilinear + Post

Standard Specials Systems

description	d	w	pattern no.	lam.	M/V1	V2	V3
Straight rectilinear work top + Post 	20"	26 1/2"	QRSAP261-()()	\$384.	\$420.	\$483.	\$652.
		32 1/2"	QRSAP321-()()	406.	443.	509.	688.
		38 1/2"	QRSAP381-()()	421.	464.	534.	720.
		44 1/2"	QRSAP441-()()	443.	480.	552.	745.
		50 1/2"	QRSAP501-()()	460.	499.	574.	775.
		56 1/2"	QRSAP561-()()	497.	540.	621.	838.
		62 1/2"	QRSAP621-()()	509.	557.	641.	865.
		68 1/2"	QRSAP681-()()	538.	586.	674.	910.
		74 1/2"	QRSAP741-()()	545.	592.	681.	919.
		80 1/2"	QRSAP801-()()	577.	634.	729.	984.
		86 1/2"	QRSAP861-()()	604.	658.	757.	1,022.
		92 1/2"	QRSAP921-()()	627.	683.	785.	1,060.
		98 1/2"	QRSAP981-()()	686.	742.	853.	1,152.
104 1/2"	QRSAP1041-()()	745.	801.	921.	1,244.		
110 1/2"	QRSAP1101-()()	804.	860.	989.	1,335.		
24"	26 1/2"	QRSAP262-()()	417.	453.	521.	703.	
	32 1/2"	QRSAP322-()()	431.	474.	545.	736.	
	38 1/2"	QRSAP382-()()	448.	487.	560.	756.	
	44 1/2"	QRSAP442-()()	476.	524.	603.	814.	
	50 1/2"	QRSAP502-()()	509.	557.	641.	865.	
	56 1/2"	QRSAP562-()()	549.	599.	689.	930.	
	62 1/2"	QRSAP622-()()	563.	617.	710.	958.	
	68 1/2"	QRSAP682-()()	591.	644.	741.	1,000.	
	74 1/2"	QRSAP742-()()	617.	675.	776.	1,048.	
	80 1/2"	QRSAP802-()()	643.	703.	808.	1,091.	
	86 1/2"	QRSAP862-()()	675.	734.	844.	1,140.	
	92 1/2"	QRSAP922-()()	699.	762.	876.	1,183.	
	98 1/2"	QRSAP982-()()	758.	821.	944.	1,275.	
104 1/2"	QRSAP1042-()()	817.	880.	1,012.	1,366.		
110 1/2"	QRSAP1102-()()	876.	939.	1,080.	1,458.		
30"	26 1/2"	QRSAP263-()()	452.	492.	566.	764.	
	32 1/2"	QRSAP323-()()	485.	531.	611.	824.	
	38 1/2"	QRSAP383-()()	505.	551.	634.	855.	

Order Code

Example:	QRSAP263RL
QR	Reff Standard Special
S	Straight top
A	1 1/4" thick
P	Post
26	26 1/2" wide
3	30" deep
R	Recessed grommet location
L	Laminate finish
114	Folkstone grey
111	Jet Black (grommet)

Specification Information

To order please specify pattern number including:

1. Top thickness
2. Grommet option
3. Top finish type
4. Top finish
5. Grommet finish

1. Thickness options:
A = 1 1/4"

2. Grommet options:
N = No grommets
F = Flush front grommet location
R = Recessed front (not recommended for 20"D and 24"D tops)

3. Finish type:
L = Laminate
M = Wood/laminate mixed
1 = V1
2 = V2
3 = V3

Application Notes

Product on this page will accept woodgrain laminate where laminate is currently an option. List price for woodgrain laminate options will be current published laminate list price plus 10%.

Applicable finishes are listed on page 93 and 94.

Knoll accepts no responsibility for special grommet locations which interfere with support or other hardware. All requests for special grommet locations must be approved through custom product development.

Actual widths of worksurfaces are 1/16" less than nominal dimension. Actual depth is 1/8" less.

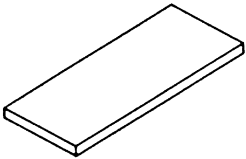
Products on this page are shipped without hardware which must be ordered separately from the support components section.

1 1/4" tops require support at mid point to reduce spans to 48" or less.

Reff Worksurfaces

1 1/4" thick straight rectilinear + Post

Standard Specials Systems

description	d	w	pattern no.	lam.	M/V1	V2	V3
Straight rectilinear work top + Post 	30"	44 1/2"	QRSAP443-()()	\$540.	\$589.	\$677.	\$914.
		50 1/2"	QRSAP503-()()	584.	637.	733.	989.
		56 1/2"	QRSAP563-()()	605.	660.	759.	1,025.
		62 1/2"	QRSAP623-()()	616.	674.	775.	1,046.
		68 1/2"	QRSAP683-()()	634.	690.	793.	1,071.
		74 1/2"	QRSAP743-()()	662.	723.	831.	1,122.
		80 1/2"	QRSAP803-()()	688.	752.	865.	1,167.
		86 1/2"	QRSAP863-()()	721.	786.	904.	1,220.
		92 1/2"	QRSAP923-()()	746.	815.	937.	1,265.
		98 1/2"	QRSAP983-()()	805.	874.	1,005.	1,357.
		104 1/2"	QRSAP1043-()()	864.	933.	1,073.	1,448.
		110 1/2"	QRSAP1103-()()	923.	992.	1,141.	1,540.

Reff System

Order Code

Example:	QRSAP263RL
QR	Reff Standard Special
S	Straight top
A	1 1/4" thick
P	Post
26	26 1/2" wide
3	30" deep
R	Recessed grommet location
L	Laminate finish
114	Folkstone grey
111	Jet Black (grommet)

Specification Information

To order please specify pattern number including:

1. Top thickness
2. Grommet option
3. Top finish type
4. Top finish
5. Grommet finish

1. Thickness options:
A = 1 1/4"

2. Grommet options:
N = No grommets
F = Flush front grommet location
R = Recessed front (not recommended for 20"D and 24"D tops)

3. Finish type:
L = Laminate
M = Wood/laminate mixed
1 = V1
2 = V2
3 = V3

Application Notes

Product on this page will accept woodgrain laminate where laminate is currently an option. List price for woodgrain laminate options will be current published laminate list price plus 10%.

Applicable finishes are listed on page 93 and 94.

Knoll accepts no responsibility for special grommet locations which interfere with support or other hardware. All requests for special grommet locations must be approved through custom product development.

Actual widths of worksurfaces are 1/16" less than nominal dimension. Actual depth is 1/8" less.

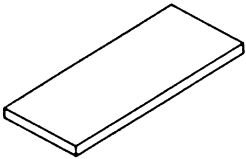
Products on this page are shipped without hardware which must be ordered separately from the support components section.

1 1/4" tops require support at mid point to reduce spans to 48" or less.

Reff Worksurfaces

1 3/4" thick straight rectilinear

Standard Specials Systems

description	d	w	pattern no.	lam.	M/V1	V2	V3
Straight rectilinear work top 	20"	16"	QRSB161-N-()*	\$455.	\$660.	\$759.	\$1,025.
		102"	QRSB1021-()()	900.	1,277.	1,469.	1,983.
		108"	QRSB1081-()()	959.	1,336.	1,536.	2,074.
		114"	QRSB1141-()()	1,018.	1,395.	1,604.	2,166.
		120"	QRSB1201-()()	1,077.	1,454.	1,672.	2,257.
	24"	16"	QRSB162-N-()*	476.	691.	795.	1,073.
		102"	QRSB1022-()()	950.	1,351.	1,554.	2,097.
		108"	QRSB1082-()()	1,009.	1,410.	1,621.	2,189.
		114"	QRSB1142-()()	1,068.	1,469.	1,689.	2,281.
		120"	QRSB1202-()()	1,127.	1,528.	1,757.	2,372.
	30"	16"	QRSB163-N-()*	569.	827.	951.	1,284.
		102"	QRSB1023-()()	995.	1,420.	1,633.	2,205.
		108"	QRSB1083-()()	1,054.	1,479.	1,701.	2,296.
		114"	QRSB1143-()()	1,113.	1,538.	1,769.	2,388.
		120"	QRSB1203-()()	1,172.	1,597.	1,837.	2,479.
	36"	48"	QRSB484-()()	794.	1,154.	1,327.	1,792.
		54"	QRSB544-()()	818.	1,186.	1,364.	1,841.
		78"	QRSB784-()()	964.	1,370.	1,575.	2,127.
		84"	QRSB844-()()	1,023.	1,429.	1,643.	2,219.
		90"	QRSB904-()()	1,082.	1,488.	1,711.	2,310.
96"		QRSB964-()()	1,141.	1,547.	1,779.	2,402.	
102"		QRSB1024-()()	1,200.	1,606.	1,847.	2,493.	
108"		QRSB1084-()()	1,259.	1,665.	1,915.	2,585.	
114"		QRSB1144-()()	1,318.	1,724.	1,983.	2,677.	
120"		QRSB1204-()()	1,377.	1,783.	2,050.	2,768.	

* For creating freestanding pedestal using standard Reff pedestal. Counterweights must be ordered separately.

Order Code

Example: QRSB903RL	
QR	Reff Standard Special
S	Straight top
B	1 3/4" thick
90	90" wide
3	30" deep
R	Recessed grommet location
L	Laminate finish
114	Folkstone grey
111	Jet Black (grommet)

To order please specify pattern number including:

1. Top thickness
 2. Grommet option
 3. Top finish type
 4. Top finish
 5. Grommet finish
- 1. Thickness options:*
B = 1 3/4"
- 2. Grommet options:*
N = No grommets
F = Flush front grommet location
R = Recessed front (not recommended for 20"D and 24"D tops)

- 3. Finish type:*
L = Laminate
M = Wood/laminate mixed
1 = V1
2 = V2
3 = V3

Applicable finishes are listed on page 93 and 94.

Knoll accepts no responsibility for special grommet locations which interfere with support or other hardware. All requests for special grommet locations must be approved through custom product development.

Actual widths of worksurfaces are 1/16" less than nominal dimension. Actual depth is 1/8" less.

1 3/4" thick laminate option is double post formed front and back, all others are edgebanded.

Products on this page are shipped without hardware which must be ordered separately from the support components section in standard Reff price list.

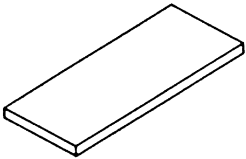
1 3/4" tops require support at mid point to reduce spans to 66" or less.

Mixed finish 1 3/4" tops are not post-formed.

Reff Worksurfaces

1 3/4" thick straight rectilinear + Post

Standard Specials Systems

description	d	w	pattern no.	lam.	M/V1	V2	V3
Straight rectilinear work top + Post 	20"	26 1/2"	QRSBP261-()()	\$472.	\$687.	\$790.	\$1,067.
		32 1/2"	QRSBP321-()()	499.	721.	829.	1,119.
		38 1/2"	QRSBP381-()()	539.	781.	898.	1,213.
		44 1/2"	QRSBP441-()()	577.	839.	965.	1,303.
		50 1/2"	QRSBP501-()()	608.	879.	1,011.	1,365.
		56 1/2"	QRSBP561-()()	637.	924.	1,063.	1,435.
		62 1/2"	QRSBP621-()()	664.	968.	1,113.	1,503.
		68 1/2"	QRSBP681-()()	693.	1,005.	1,156.	1,560.
		74 1/2"	QRSBP741-()()	729.	1,057.	1,216.	1,641.
		80 1/2"	QRSBP801-()()	767.	1,113.	1,280.	1,728.
		86 1/2"	QRSBP861-()()	800.	1,166.	1,341.	1,810.
		92 1/2"	QRSBP921-()()	841.	1,218.	1,401.	1,891.
		98 1/2"	QRSBP981-()()	900.	1,277.	1,469.	1,983.
		104 1/2"	QRSBP1041-()()	959.	1,336.	1,536.	2,074.
		110 1/2"	QRSBP1101-()()	1,018.	1,395.	1,604.	2,166.
24"	26 1/2"	QRSBP262-()()	523.	758.	872.	1,177.	
	32 1/2"	QRSBP322-()()	546.	793.	912.	1,231.	
	38 1/2"	QRSBP382-()()	586.	854.	982.	1,326.	
	44 1/2"	QRSBP442-()()	627.	909.	1,045.	1,411.	
	50 1/2"	QRSBP502-()()	655.	950.	1,093.	1,475.	
	56 1/2"	QRSBP562-()()	684.	991.	1,140.	1,539.	
	62 1/2"	QRSBP622-()()	714.	1,035.	1,190.	1,607.	
	68 1/2"	QRSBP682-()()	741.	1,075.	1,236.	1,669.	
	74 1/2"	QRSBP742-()()	779.	1,128.	1,297.	1,751.	
	80 1/2"	QRSBP802-()()	815.	1,182.	1,359.	1,835.	
	86 1/2"	QRSBP862-()()	852.	1,239.	1,425.	1,924.	
	92 1/2"	QRSBP922-()()	891.	1,292.	1,486.	2,006.	
	98 1/2"	QRSBP982-()()	950.	1,351.	1,554.	2,097.	
	104 1/2"	QRSBP1042-()()	1,009.	1,410.	1,621.	2,189.	
	110 1/2"	QRSBP1102-()()	1,068.	1,469.	1,689.	2,281.	
30"	26 1/2"	QRSBP263-()()	588.	856.	984.	1,329.	
	32 1/2"	QRSBP323-()()	611.	887.	1,020.	1,377.	
	38 1/2"	QRSBP383-()()	643.	935.	1,075.	1,452.	

Reff System

Order Code

Example:	QRSBP503RL
QR	Reff Standare Special
S	Straight top
B	1 3/4" thick
P	Post
50	24" wide
3	30" deep
R	Recessed grommet location
L	Laminate finish
114	Folkstone grey
111	Jet Black (grommet)

Specification Information

To order please specify pattern number including:

1. Top thickness
2. Grommet option
3. Top finish type
4. Top finish
5. Grommet finish

1. Thickness options:
B = 1 3/4"

2. Grommet options:
N = No grommets
F = Flush front grommet location
R = Recessed front (not recommended for 20"D and 24"D tops)

3. Finish type:
L = Laminate
M = Wood/laminate mixed
1 = V1
2 = V2
3 = V3

Applicable finishes are listed on page 93 and 94.

Knoll accepts no responsibility for special grommet locations which interfere with support or other hardware. All requests for special grommet locations must be approved through custom product development.

Actual widths of worksurfaces are 1/16" less than nominal dimension. Actual depth is 1/8" less.

Application Notes

1 3/4" thick laminate option is double post formed front and back, all others are edgebanded.

Products on this page are shipped without hardware which must be ordered separately from the support components section in standard Reff price list.

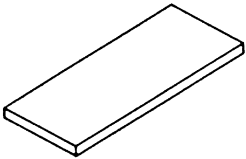
1 3/4" tops require support at mid point to reduce spans to 66" or less.

Mixed finish 1 3/4" tops are not post-formed.

Reff Worksurfaces

1 3/4" thick straight rectilinear + Post

Standard Specials Systems

description	d	w	pattern no.	lam.	M/V1	V2	V3
Straight rectilinear work top + Post 	30"	44 1/2"	QRSBP443-()()	\$676.	\$978.	\$1,125.	\$1,518.
		50 1/2"	QRSBP503-()()	707.	1,022.	1,175.	1,587.
		56 1/2"	QRSBP563-()()	730.	1,058.	1,217.	1,643.
		62 1/2"	QRSBP623-()()	760.	1,103.	1,268.	1,712.
		68 1/2"	QRSBP683-()()	789.	1,143.	1,314.	1,775.
		74 1/2"	QRSBP743-()()	826.	1,199.	1,379.	1,861.
		80 1/2"	QRSBP803-()()	865.	1,254.	1,442.	1,947.
		86 1/2"	QRSBP863-()()	899.	1,306.	1,502.	2,028.
		92 1/2"	QRSBP923-()()	936.	1,361.	1,565.	2,113.
		98 1/2"	QRSBP983-()()	995.	1,420.	1,633.	2,205.
		104 1/2"	QRSBP1043-()()	1,054.	1,479.	1,701.	2,296.
		110 1/2"	QRSBP1103-()()	1,113.	1,538.	1,769.	2,388.

Order Code

Example:	QRSBP503RL
QR	Reff Standare Special
S	Straight top
B	1 3/4" thick
P	Post
50	24" wide
3	30" deep
R	Recessed grommet location
L	Laminate finish
114	Folkstone grey
111	Jet Black (grommet)

Specification Information

To order please specify pattern number including:

1. Top thickness
2. Grommet option
3. Top finish type
4. Top finish
5. Grommet finish

1. Thickness options:
B = 1 3/4"

2. Grommet options:
N = No grommets
F = Flush front grommet location
R = Recessed front (not recommended for 20"D and 24"D tops)

3. Finish type:
L = Laminate
M = Wood/laminate mixed
1 = V1
2 = V2
3 = V3

Applicable finishes are listed on page 93 and 94.

Knoll accepts no responsibility for special grommet locations which interfere with support or other hardware. All requests for special grommet locations must be approved through custom product development.

Actual widths of worksurfaces are 1/16" less than nominal dimension. Actual depth is 1/8" less.

Application Notes

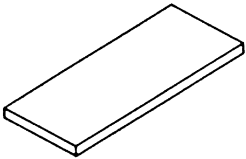
1 3/4" thick laminate option is double post formed front and back, all others are edgebanded.

Products on this page are shipped without hardware which must be ordered separately from the support components section in standard Reff price list.

1 3/4" tops require support at mid point to reduce spans to 66" or less.

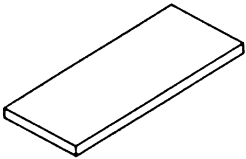
Mixed finish 1 3/4" tops are not post-formed.

Reff Worksurfaces
for calibre file
1 1/4" thick

description	d	w	pattern no.	lam.	M/V1	V2	V3
File top, 1 1/4" thick 	18"	30"	QRSAC3018-()()	\$384.	\$420.	\$483.	\$652.
		36"	QRSAC3618-()()	406.	443.	509.	688.
		42"	QRSAC4218-()()	421.	464.	534.	720.
		48"	QRSAC4818-()()	443.	480.	552.	745.
		54"	QRSAC5418-()()	460.	499.	574.	775.
		60"	QRSAC6018-()()	497.	540.	621.	838.
		66"	QRSAC6618-()()	510.	557.	641.	865.
		72"	QRSAC7218-()()	538.	586.	674.	910.
		78"	QRSAC7818-()()	549.	592.	681.	919.
		84"	QRSAC8418-()()	577.	634.	729.	984.
		90"	QRSAC9018-()()	604.	658.	757.	1,022.
		96"	QRSAC9618-()()	627.	683.	785.	1,060.
		102"	QRSAC10218-()()	686.	742.	853.	1,152.
		108"	QRSAC10818-()()	745.	801.	921.	1,244.
	36"	36"	QRSAC3636-()()	627.	683.	785.	1,060.
		42"	QRSAC4236-()()	650.	709.	815.	1,101.
		54"	QRSAC5436-()()	674.	735.	845.	1,141.
		60"	QRSAC6036-()()	697.	761.	875.	1,181.
		66"	QRSAC6636-()()	721.	787.	905.	1,222.
		72"	QRSAC7236-()()	745.	814.	936.	1,264.
		78"	QRSAC7836-()()	804.	873.	1,004.	1,355.
		84"	QRSAC8436-()()	863.	932.	1,072.	1,447.
		90"	QRSAC9036-()()	922.	991.	1,140.	1,539.

Order Code	Specification Information	Application Notes
Example: QRSAC3018	<i>To order please specify pattern number including:</i>	Product on this page will accept woodgrain laminate where laminate is currently an option.
QR Reff Standard Special	1. Top thickness	List price for woodgrain laminate options will be current published laminate list price plus 10%.
S Straight top	2. Top finish type	Applicable finishes are listed on page 93 and 94.
A 1 1/4" thick	3. Top finish	
C For calibre file	1. Thickness options:	1 3/4" thick laminate option is double post formed front and back, all others are edgebanded.
30 30" wide	A = 1 1/4"	Products on this page are exact width and depth and have no grommet or drilling.
18 18" deep	B = 1 3/4"	Mixed finish 1 3/4" tops are not post-formed.
L Laminate finish	3. Finish type:	
114 Folkstone grey	L = Laminate	
	M = Wood/laminate mixed	
	1 = V1	
	2 = V2	
	3 = V3	

Reff Worksurfaces
for calibre file
1 3/4" thick

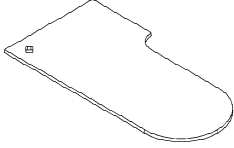
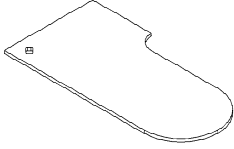
description	d	w	pattern no.	lam.	M/V1	V2	V3
File top, 1 3/4" thick 	18"	30"	QRSBC3018-()()	\$472.	\$687.	\$790.	\$1,067.
		36"	QRSBC3618-()()	499.	721.	829.	1,119.
		42"	QRSBC4218-()()	539.	781.	898.	1,213.
		48"	QRSBC4818-()()	577.	839.	965.	1,303.
		54"	QRSBC5418-()()	608.	879.	1,011.	1,365.
		60"	QRSBC6018-()()	637.	924.	1,063.	1,435.
		66"	QRSBC6618-()()	664.	968.	1,113.	1,503.
		72"	QRSBC7218-()()	693.	1,005.	1,156.	1,560.
		78"	QRSBC7818-()()	729.	1,057.	1,216.	1,641.
		84"	QRSBC8418-()()	767.	1,113.	1,280.	1,728.
		90"	QRSBC9018-()()	800.	1,166.	1,341.	1,810.
		96"	QRSBC9618-()()	841.	1,218.	1,401.	1,891.
		102"	QRSBC10218-()()	900.	1,277.	1,469.	1,983.
		108"	QRSBC10818-()()	959.	1,336.	1,536.	2,074.
	36"	36"	QRSBC3636-()()	747.	1,090.	1,254.	1,692.
		42"	QRSBC4236-()()	771.	1,122.	1,290.	1,742.
		54"	QRSBC5436-()()	794.	1,154.	1,327.	1,792.
		60"	QRSBC6036-()()	818.	1,186.	1,364.	1,841.
		66"	QRSBC6636-()()	841.	1,218.	1,401.	1,891.
		72"	QRSBC7236-()()	905.	1,311.	1,508.	2,035.
		78"	QRSBC7836-()()	964.	1,370.	1,575.	2,127.
		84"	QRSBC8436-()()	1,023.	1,429.	1,643.	2,219.
	90"	QRSBC9036-()()	1,082.	1,488.	1,711.	2,310.	

Order Code	Specification Information	Application Notes
Example: QRSBC3018	<i>To order please specify pattern number including:</i>	1 3/4" thick laminate option is double post formed front and back, all others are edgebanded.
QR Reff Standard Special	1. Top thickness	Products on this page are exact width and depth and have no grommet or drilling.
S Straight top	2. Top finish type	Mixed finish 1 3/4" tops are not post-formed.
B 1 3/4" thick	3. Top finish	
C For calibre file	<i>1. Thickness options:</i>	
30 30" wide	A = 1 1/4"	
18 18" deep	B = 1 3/4"	
L Laminate finish	<i>3. Finish type:</i>	
114 Folkstone grey	L = Laminate	
	M = Wood/laminate mixed	
	1 = V1	
	2 = V2	
	3 = V3	

Applicable finishes are listed on page 93 and 94.

1 1/4" thick extended curvilinear corner tops

Left hand

description	w	d	pattern no.	lam.	M/V1	V2	V3
Extended corner worktop, LH 24" deep return, 30" deep rounded 	36"	60"	QRCCDLA23660 () () ()	\$1,909.	\$2,533.	\$2,913.	\$3,932.
		66"	QRCCDLA23666 () () ()	1,988.	2,638.	3,034.	4,095.
		90"	QRCCDLA23690 () () ()	2,237.	2,968.	3,413.	4,608.
	42"	60"	QRCCDLA24260 () () ()	2,125.	2,780.	3,197.	4,316.
		66"	QRCCDLA24266 () () ()	2,165.	2,833.	3,258.	4,398.
		72"	QRCCDLA24272 () () ()	2,205.	2,886.	3,319.	4,481.
		78"	QRCCDLA24278 () () ()	2,244.	2,938.	3,379.	4,561.
		84"	QRCCDLA24284 () () ()	2,327.	3,049.	3,506.	4,734.
		90"	QRCCDLA24290 () () ()	2,371.	3,106.	3,572.	4,822.
		96"	QRCCDLA24296 () () ()	2,414.	3,162.	3,636.	4,909.
	48"	60"	QRCCDLA24860 () () ()	2,302.	2,975.	3,421.	4,619.
		66"	QRCCDLA24866 () () ()	2,342.	3,028.	3,482.	4,701.
		72"	QRCCDLA24872 () () ()	2,382.	3,081.	3,543.	4,783.
		78"	QRCCDLA24878 () () ()	2,421.	3,133.	3,603.	4,864.
		84"	QRCCDLA24884 () () ()	2,504.	3,244.	3,731.	5,036.
		90"	QRCCDLA24890 () () ()	2,548.	3,300.	3,795.	5,123.
		96"	QRCCDLA24896 () () ()	2,591.	3,357.	3,861.	5,212.
	Extended corner worktop, LH 30" deep return, 30" deep rounded 	36"	60"	QRCCDLA33660 () () ()	1,909.	2,533.	2,913.
66"			QRCCDLA33666 () () ()	1,988.	2,638.	3,034.	4,095.
90"			QRCCDLA33690 () () ()	2,237.	2,968.	3,413.	4,608.
42"		60"	QRCCDLA34260 () () ()	2,125.	2,780.	3,197.	4,316.
		66"	QRCCDLA34266 () () ()	2,165.	2,833.	3,258.	4,398.
		72"	QRCCDLA34272 () () ()	2,205.	2,886.	3,319.	4,481.
		78"	QRCCDLA34278 () () ()	2,244.	2,938.	3,379.	4,561.
		84"	QRCCDLA34284 () () ()	2,327.	3,049.	3,506.	4,734.
		90"	QRCCDLA34290 () () ()	2,371.	3,106.	3,572.	4,822.
		96"	QRCCDLA34296 () () ()	2,414.	3,162.	3,636.	4,909.
48"		60"	QRCCDLA34860 () () ()	2,302.	2,975.	3,421.	4,619.
		66"	QRCCDLA34866 () () ()	2,342.	3,028.	3,482.	4,701.
		72"	QRCCDLA34872 () () ()	2,382.	3,081.	3,543.	4,783.
		78"	QRCCDLA34878 () () ()	2,421.	3,133.	3,603.	4,864.
		84"	QRCCDLA34884 () () ()	2,504.	3,244.	3,731.	5,036.
		90"	QRCCDLA34890 () () ()	2,548.	3,300.	3,795.	5,123.
		96"	QRCCDLA34896 () () ()	2,591.	3,357.	3,861.	5,212.

Reff System

Order Code

Specification Information

Example:	QRCCDLA23660N2
QR	Reff Standard Special
CC	Curved corner
D	D top
L	Left Hand
A	1 1/4" thick
2	24" return
36	36" d at straight edge of corner, 30" across "D"
60	60" wide
N	No grommet
2	V2 finish
V319	Medium Cherry

To order please specify pattern number including:

1. Depth
2. Grommet option
3. Finish type
4. Finish
5. Grommet finish

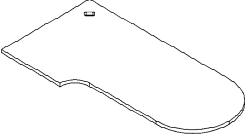
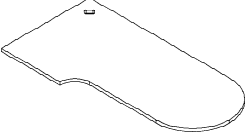
2. Grommet options:
N = No grommets
F = Flush front grommet location

3. Finish type:
L = Laminate
M = Mixed (laminated surface with wood edge)
1 = V1
2 = V2
3 = V3

Product on this page will accept woodgrain laminate where laminate is currently an option. List price for woodgrain laminate options will be current published laminate list price plus 10%. Applicable finishes are listed on page 93 and 94.

Reff Worksurfaces
1 1/4" thick extended curvilinear corner tops
right hand

Standard Specials Systems

description	w	d	pattern no.	lam.	M/V1	V2	V3
Extended corner worktop, RH 24" deep return, 30" deep rounded 	36"	60"	QRCCDRA23660 () () ()	\$1,909.	\$2,533.	\$2,913.	\$3,932.
		66"	QRCCDRA23666 () () ()	1,988.	2,638.	3,034.	4,095.
		90"	QRCCDRA23690 () () ()	2,237.	2,968.	3,413.	4,608.
	42"	60"	QRCCDRA24260 () () ()	2,125.	2,780.	3,197.	4,316.
		66"	QRCCDRA24266 () () ()	2,165.	2,833.	3,258.	4,398.
		72"	QRCCDRA24272 () () ()	2,205.	2,886.	3,319.	4,481.
		78"	QRCCDRA24278 () () ()	2,244.	2,938.	3,379.	4,561.
		84"	QRCCDRA24284 () () ()	2,327.	3,049.	3,506.	4,734.
		90"	QRCCDRA24290 () () ()	2,371.	3,106.	3,572.	4,822.
		96"	QRCCDRA24296 () () ()	2,414.	3,162.	3,636.	4,909.
	48"	60"	QRCCDRA24860 () () ()	2,302.	2,975.	3,421.	4,619.
		66"	QRCCDRA24866 () () ()	2,342.	3,028.	3,482.	4,701.
		72"	QRCCDRA24872 () () ()	2,382.	3,081.	3,543.	4,783.
		78"	QRCCDRA24878 () () ()	2,421.	3,133.	3,603.	4,864.
		84"	QRCCDRA24884 () () ()	2,504.	3,244.	3,731.	5,036.
		90"	QRCCDRA24890 () () ()	2,548.	3,300.	3,795.	5,123.
		96"	QRCCDRA24896 () () ()	2,591.	3,357.	3,861.	5,212.
	Extended corner worktop, RH 30" deep return, 30" deep rounded 	36"	60"	QRCCDRA33660 () () ()	1,909.	2,533.	2,913.
66"			QRCCDRA33666 () () ()	1,988.	2,638.	3,034.	4,095.
90"			QRCCDRA33690 () () ()	2,237.	2,968.	3,413.	4,608.
42"		60"	QRCCDRA34260 () () ()	2,125.	2,780.	3,197.	4,316.
		66"	QRCCDRA34266 () () ()	2,165.	2,833.	3,258.	4,398.
		72"	QRCCDRA34272 () () ()	2,205.	2,886.	3,319.	4,481.
		78"	QRCCDRA34278 () () ()	2,244.	2,938.	3,379.	4,561.
		84"	QRCCDRA34284 () () ()	2,327.	3,049.	3,506.	4,734.
		90"	QRCCDRA34290 () () ()	2,371.	3,106.	3,572.	4,822.
		96"	QRCCDRA34296 () () ()	2,414.	3,162.	3,636.	4,909.
48"		60"	QRCCDRA34860 () () ()	2,302.	2,975.	3,421.	4,619.
		66"	QRCCDRA34866 () () ()	2,342.	3,028.	3,482.	4,701.
		72"	QRCCDRA34872 () () ()	2,382.	3,081.	3,543.	4,783.
		78"	QRCCDRA34878 () () ()	2,421.	3,133.	3,603.	4,864.
		84"	QRCCDRA34884 () () ()	2,504.	3,244.	3,731.	5,036.
		90"	QRCCDRA34890 () () ()	2,548.	3,300.	3,795.	5,123.
		96"	QRCCDRA34896 () () ()	2,591.	3,357.	3,861.	5,212.

Order Code

Specification Information

Example:	QRCCDRA23660N2
QR	Reff Standard Special
CC	Curved corner
D	D top
R	Right Hand
A	1 1/4" thick
2	24" return
36	36" d at straight edge of corner, 30" across "D"
60	60" wide
N	No grommet
2	V2 finish
V319	Medium Cherry

To order please specify pattern number including:

- Depth
- Grommet option
- Finish type
- Finish
- Grommet finish

2. Grommet options:
 N = No grommets
 F = Flush front grommet location

3. Finish type:
 L = Laminate
 M = Mixed (laminated surface with wood edge)
 1 = V1
 2 = V2
 3 = V3

Product on this page will accept woodgrain laminate where laminate is currently an option. List price for woodgrain laminate options will be current published laminate list price plus 10%.

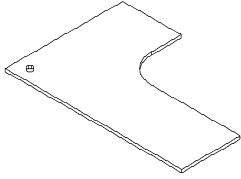
Applicable finishes are listed on page 93 and 94.

Reff Worksurfaces

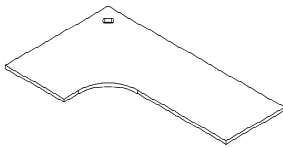
1 1/4" thick extended straight corner tops

left and right hand

description	d	w	pattern no.	lam.	M/V1	V2	V3
Extended straight corner top, LH curved front corner 12" radius 24" deep return	54"	36"	QRCEAL223654 () () ()	\$736.	\$1,087.	\$1,250.	\$1,688.
	54"	42"	QRCEAL224254 () () ()	809.	1,200.	1,380.	1,863.
	60"	48"	QRCEAL224860 () () ()	958.	1,434.	1,649.	2,226.
	66"	36"	QRCEAL223666 () () ()	883.	1,318.	1,516.	2,046.
	66"	42"	QRCEAL224266 () () ()	957.	1,434.	1,649.	2,226.
	66"	48"	QRCEAL224866 () () ()	1,031.	1,549.	1,781.	2,405.
	78"	36"	QRCEAL223678 () () ()	942.	1,454.	1,672.	2,257.
	78"	42"	QRCEAL224278 () () ()	1,016.	1,569.	1,804.	2,436.
	78"	48"	QRCEAL224878 () () ()	1,178.	1,781.	2,048.	2,765.
	84"	36"	QRCEAL223684 () () ()	1,001.	1,589.	1,827.	2,467.
	84"	42"	QRCEAL224284 () () ()	1,075.	1,705.	1,961.	2,647.
	90"	36"	QRCEAL223690 () () ()	1,060.	1,725.	1,984.	2,678.
	90"	42"	QRCEAL224290 () () ()	1,134.	1,841.	2,117.	2,858.
	90"	48"	QRCEAL224890 () () ()	1,353.	2,052.	2,360.	3,186.
	96"	36"	QRCEAL223696 () () ()	1,119.	1,861.	2,140.	2,889.
	96"	42"	QRCEAL224296 () () ()	1,193.	1,977.	2,274.	3,069.



Extended straight corner top, RH curved front corner 12" radius 24" deep return	54"	36"	QRCEAR223654 () () ()	736.	1,087.	1,250.	1,688.
	54"	42"	QRCEAR224254 () () ()	809.	1,200.	1,380.	1,863.
	60"	48"	QRCEAR224860 () () ()	958.	1,434.	1,649.	2,226.
	66"	36"	QRCEAR223666 () () ()	883.	1,318.	1,516.	2,046.
	66"	42"	QRCEAR224266 () () ()	957.	1,434.	1,649.	2,226.
	66"	48"	QRCEAR224866 () () ()	1,031.	1,549.	1,781.	2,405.
	78"	36"	QRCEAR223678 () () ()	942.	1,454.	1,672.	2,257.
	78"	42"	QRCEAR224278 () () ()	1,016.	1,569.	1,804.	2,436.
	78"	48"	QRCEAR224878 () () ()	1,178.	1,781.	2,048.	2,765.
	84"	36"	QRCEAR223684 () () ()	1,001.	1,589.	1,827.	2,467.
	84"	42"	QRCEAR224284 () () ()	1,075.	1,705.	1,961.	2,647.
	90"	36"	QRCEAR223690 () () ()	1,060.	1,725.	1,984.	2,678.
	90"	42"	QRCEAR224290 () () ()	1,134.	1,841.	2,117.	2,858.
	90"	48"	QRCEAR224890 () () ()	1,353.	2,052.	2,360.	3,186.
	96"	36"	QRCEAR223696 () () ()	1,119.	1,861.	2,140.	2,889.
	96"	42"	QRCEAR224296 () () ()	1,193.	1,977.	2,274.	3,069.



Reff System

Order Code

Example:	QRCEAL223654N2
QR	Reff Standard Special
C	Corner
E	Extended
A	1 1/4" thick
L	Left Hand
22	24" returns
36	36" d at corner straight edge
54	54" wide
N	No grommet
2	V2 finish
V319	Medium Cherry

Specification Information

To order please specify pattern number including:

1. Return left hand depth
2. Return right hand depth
3. Width
4. Depth
5. Grommet option
6. Finish type
7. Finish
8. Grommet finish

5. Grommet options:

- N = No grommets
- F = Flush front grommet location

6. Finish type:

- L = Laminate
- M = Mixed (laminated surface with wood edge)
- 1 = V1
- 2 = V2
- 3 = V3

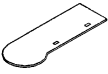
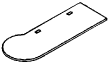
Product on this page will accept woodgrain laminate where laminate is currently an option.

List price for woodgrain laminate options will be current published laminate list price plus 10%.

Applicable finishes are listed on page 93 and 94.

Meeting tops

1 1/4" thick

description	w	d	pattern no.	lam.	M/V1	V2	V3
Worksurface 9-top  42" diameter	54"	30"	QRMA9A5430 N () () ()	\$1,679.	\$1,823.	\$2,096.	\$2,830.
	54"	36"	QRMA9A5436 N () () ()	1,679.	1,823.	2,096.	2,830.
	60"	30"	QRMA9A6030 N () () ()	1,703.	1,849.	2,126.	2,871.
	60"	36"	QRMA9A6036 N () () ()	1,703.	1,849.	2,126.	2,871.
	66"	30"	QRMA9A6630 () () () ()	1,726.	1,875.	2,156.	2,911.
	66"	36"	QRMA9A6636 () () () ()	1,726.	1,875.	2,156.	2,911.
	72"	30"	QRMA9A7230 () () () ()	1,750.	1,901.	2,186.	2,951.
	72"	36"	QRMA9A7236 () () () ()	1,750.	1,901.	2,186.	2,951.
	78"	30"	QRMA9A7830 () () () ()	1,774.	1,927.	2,216.	2,992.
	78"	36"	QRMA9A7836 () () () ()	1,774.	1,927.	2,216.	2,992.
	84"	36"	QRMA9A8436 () () () ()	1,823.	1,985.	2,283.	3,082.
	96"	36"	QRMA9A9636 () () () ()	1,847.	2,011.	2,313.	3,122.
Worksurface P-top  42" diameter	54"	30"	QRMPA5430 N () () ()	1,679.	1,823.	2,096.	2,830.
	54"	36"	QRMPA5436 N () () ()	1,679.	1,823.	2,096.	2,830.
	60"	30"	QRMPA6030 N () () ()	1,703.	1,849.	2,126.	2,871.
	60"	36"	QRMPA6036 N () () ()	1,703.	1,849.	2,126.	2,871.
	66"	30"	QRMPA6630 () () () ()	1,726.	1,875.	2,156.	2,911.
	66"	36"	QRMPA6636 () () () ()	1,726.	1,875.	2,156.	2,911.
	72"	30"	QRMPA7230 () () () ()	1,750.	1,901.	2,186.	2,951.
	72"	36"	QRMPA7236 () () () ()	1,750.	1,901.	2,186.	2,951.
	78"	30"	QRMPA7830 () () () ()	1,774.	1,927.	2,216.	2,992.
	78"	36"	QRMPA7836 () () () ()	1,774.	1,927.	2,216.	2,992.
	84"	36"	QRMPA8436 () () () ()	1,823.	1,985.	2,283.	3,082.
	96"	36"	QRMPA9636 () () () ()	1,847.	2,011.	2,313.	3,122.

Order Code	Specification Information	Application Information
Example: QRMPA5430N1 QR Reff Standard Special M9 Meeting 9-top A 1 1/4" thick 54 54" wide 30 30" deep N No grommet 1 V1 Y311 Beech	To order please specify pattern number including: 1. Top thickness 2. Width 3. Depth 4. Grommet option 5. Top finish type 6. Top finish 7. Grommet finish 1. Thickness options: A = 1 1/4" B = 1 3/4" 4. Grommet options: N = No grommet F = Flush front grommet location R = Recessed grommet location 5. Finish type: L = Laminate M = Wood/laminate mixed 1 = V1 2 = V2 3 = V3	Actual widths of worksurface are 1/16" less than nominal dimension. Actual depth is 1/8" less than nominal dimension. Product on this page will accept woodgrain laminate where laminate is currently an option. List price for woodgrain laminate options will be current published laminate list price plus 10%. Applicable finishes are listed on page 93 and 94. See Planning Guide for standard grommet locations. Knoll assumes no responsibility for special grommet locations which interfere with support or other hardware.

Refer to Planning Guide for modesty panel size requirements and all other support options.

1 3/4" laminate tops on this page are edge banded to match post-formed contours.

Products on this page are shipped without hardware which must be ordered separately from the support components section in standard Reff price list.

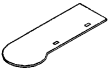
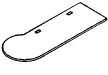
1 1/4" tops require support at mid point to reduce 48" spans or less.

1 3/4" tops require support at mid point to reduce spans to 66" or less.

Mixed finish 1 3/4" tops are not post-formed.

Meeting tops

1 3/4" thick

description	w	d	pattern no.	lam.	M/V1	V2	V3
Worksurface 9-top  42" diameter	54"	30"	QRM9B5430 N () () ()	\$1,857.	\$2,274.	\$2,615.	\$3,530.
	54"	36"	QRM9B5436 N () () ()	1,857.	2,274.	2,615.	3,530.
	60"	30"	QRM9B6030 N () () ()	1,881.	2,300.	2,645.	3,571.
	60"	36"	QRM9B6036 N () () ()	1,881.	2,300.	2,645.	3,571.
	66"	30"	QRM9B6630 () () () ()	1,905.	2,326.	2,675.	3,611.
	66"	36"	QRM9B6636 () () () ()	1,905.	2,326.	2,675.	3,611.
	72"	30"	QRM9B7230 () () () ()	1,928.	2,352.	2,705.	3,651.
	72"	36"	QRM9B7236 () () () ()	1,928.	2,352.	2,705.	3,651.
	78"	30"	QRM9B7830 () () () ()	1,952.	2,378.	2,735.	3,692.
	78"	36"	QRM9B7836 () () () ()	1,952.	2,378.	2,735.	3,692.
	84"	36"	QRM9B8436 () () () ()	2,007.	2,451.	2,819.	3,805.
	96"	36"	QRM9B9636 () () () ()	2,031.	2,477.	2,849.	3,846.
	Worksurface P-top  42" diameter	54"	30"	QRMPB5430 N () () ()	1,857.	2,274.	2,615.
54"		36"	QRMPB5436 N () () ()	1,857.	2,274.	2,615.	3,530.
60"		30"	QRMPB6030 N () () ()	1,881.	2,300.	2,645.	3,571.
60"		36"	QRMPB6036 N () () ()	1,881.	2,300.	2,645.	3,571.
66"		30"	QRMPB6630 () () () ()	1,905.	2,326.	2,675.	3,611.
66"		36"	QRMPB6636 () () () ()	1,905.	2,326.	2,675.	3,611.
72"		30"	QRMPB7230 () () () ()	1,928.	2,352.	2,705.	3,651.
72"		36"	QRMPB7236 () () () ()	1,928.	2,352.	2,705.	3,651.
78"		30"	QRMPB7830 () () () ()	1,952.	2,378.	2,735.	3,692.
78"		36"	QRMPB7836 () () () ()	2,031.	2,477.	2,849.	3,846.
84"		36"	QRMPB8436 () () () ()	1,952.	2,378.	2,735.	3,692.
96"		36"	QRMPB9636 () () () ()	2,007.	2,451.	2,819.	3,805.

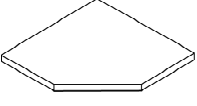
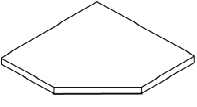
Order Code	Specification Information	Application Notes
Example: QRMPB5430N1 QR Reff Standard Special MP Meeting P-top B 1 3/4" thick 54 54" wide 30 30" deep N No grommet 1 V1 Y311 Beech	To order please specify pattern number including: 1. Top thickness 2. Width 3. Depth 4. Grommet option 5. Top finish type 6. Top finish 7. Grommet finish 1. Thickness options: A = 1 1/4" B = 1 3/4" 4. Grommet options: N = No grommet F = Flush front grommet location R = Recessed grommet location 5. Finish type: L = Laminate M = Wood/laminate mixed 1 = V1 2 = V2 3 = V3	Actual widths of worksurface are 1/16" less than nominal dimension. Actual depth is 1/8" less than nominal dimension. Additional spec option required for wrap around panel tops; specify mating trim profile. A = Flat B = Square C = Bullnose E = Extruded Aluminum Applicable finishes are listed on page 93 and 94. See Planning Guide for standard grommet locations. Knoll assumes no responsibility for special grommet locations which interfere with support or other hardware.

Refer to Planning Guide for modesty panel size requirements and all other support options.
 1 3/4" laminate tops on this page are edge banded to match post-formed contours.
 Products on this page are shipped without hardware which must be ordered separately from the support components section.
 1 3/4" tops require support at mid point to reduce 48" spans or less.
 1 3/4" tops require support at mid point to reduce spans to 66" or less.
 Mixed finish 1 3/4" tops are not post-formed.

Reff Worksurfaces

straight front corner tops

Standard Specials Systems

description	Return d	d	Back w	w	pattern no.	lam.	M/V1	V2	V3
1 1/4" thick corner worksurface straight front corners 	24"	30"	36"	36"	QRKA 363623-()()	\$818.	\$917.	\$1,055.	\$1,424.
	24"	30"	36"	42"	QRKA 364223-()()	859.	968.	1,113.	1,503.
	24"	30"	42"	36"	QRKA 423623-()()	859.	968.	1,113.	1,503.
	24"	30"	42"	42"	QRKA 424223-()()	905.	1,020.	1,173.	1,584.
	24"	30"	42"	48"	QRKA 424823-()()	977.	1,103.	1,268.	1,712.
	24"	30"	48"	42"	QRKA 484223-()()	977.	1,103.	1,268.	1,712.
	24"	30"	48"	48"	QRKA 484823-()()	1,027.	1,156.	1,329.	1,795.
	30"	24"	36"	36"	QRKA 363632-()()	818.	917.	1,055.	1,424.
	30"	24"	36"	42"	QRKA 364232-()()	859.	968.	1,113.	1,503.
	30"	24"	42"	36"	QRKA 423632-()()	859.	968.	1,113.	1,503.
	30"	24"	42"	42"	QRKA 424232-()()	905.	1,020.	1,173.	1,584.
	30"	24"	42"	48"	QRKA 424832-()()	977.	1,103.	1,268.	1,712.
	30"	24"	48"	42"	QRKA 484232-()()	977.	1,103.	1,268.	1,712.
	30"	24"	48"	48"	QRKA 484832-()()	1,027.	1,156.	1,329.	1,795.
	30"	30"	42"	42"	QRKA 424233-()()	905.	1,020.	1,173.	1,584.
	30"	30"	48"	48"	QRKA 484833-()()	1,027.	1,156.	1,329.	1,795.
1 3/4" thick corner worksurface straight front corners 	24"	30"	36"	36"	QRKB 363623-()()	977.	1,239.	1,425.	1,924.
	24"	30"	36"	42"	QRKB 364223-()()	1,030.	1,293.	1,487.	2,007.
	24"	30"	42"	36"	QRKB 423623-()()	1,030.	1,293.	1,487.	2,007.
	24"	30"	42"	42"	QRKB 424223-()()	1,087.	1,358.	1,562.	2,108.
	24"	30"	42"	48"	QRKB 424823-()()	1,176.	1,455.	1,673.	2,259.
	24"	30"	48"	42"	QRKB 484223-()()	1,176.	1,455.	1,673.	2,259.
	24"	30"	48"	48"	QRKB 484823-()()	1,233.	1,519.	1,747.	2,358.
	30"	24"	36"	36"	QRKB 363632-()()	977.	1,239.	1,425.	1,924.
	30"	24"	36"	42"	QRKB 364232-()()	1,030.	1,293.	1,487.	2,007.
	30"	24"	42"	36"	QRKB 423632-()()	1,030.	1,293.	1,487.	2,007.
	30"	24"	42"	42"	QRKB 424232-()()	1,087.	1,358.	1,562.	2,108.
	30"	24"	42"	48"	QRKB 424832-()()	1,176.	1,455.	1,673.	2,259.
	30"	24"	48"	42"	QRKB 484232-()()	1,176.	1,455.	1,673.	2,259.
	30"	24"	48"	48"	QRKB 484832-()()	1,233.	1,519.	1,747.	2,358.
	30"	30"	42"	42"	QRKB 424233-()()	1,087.	1,358.	1,562.	2,108.
	30"	30"	48"	48"	QRKB 484833-()()	1,233.	1,519.	1,747.	2,358.

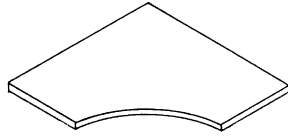
Order Code	Specification Information	Application Notes
Example: QRKB363623N1	<i>To order please specify pattern number including:</i>	Please call Custom Product Development for special grommet locations.
QR Reff Standard Special	1. Top thickness	Knoll accepts no responsibility for special grommet locations which interfere with support hardware.
K Straight front corner	2. Left hand width	
B 1 3/4" top thickness	3. Right hand width	Products on this page are shipped without hardware which must be ordered separately from the support components section.
36 36" wide on left back	4. Return left hand depth	
36 36" wide on right back	5. Return right hand depth	Mixed finish 1 3/4" tops are not post-formed.
2 24" deep on left side	6. Grommet option	
3 30" deep on right side	7. Finish type	
N No grommet	8. Top finish	
1 V1 finish	9. Grommet finish	
Y324 Ash	1. <i>Top thickness:</i> A = 1 1/4" B = 1 3/4"	
	6. <i>Grommet options:</i> N = No grommets F = Standard corner location	
	7. <i>Finish type:</i> L = Laminate M = Wood/laminate mixed 1 = V1 2 = V2 3 = V3	

Reff Worksurfaces

curvilinear corner tops

Standard Specials Systems

description	Return d	d	Back w	w	pattern no.	lam.	M/V1	V2	V3
1 1/4" thick corner worksurface curved front corners	24"	30"	36"	36"	QRCA 363623-() ()	\$818.	\$917.	\$1,055.	\$1,424.
	24"	30"	36"	42"	QRCA 364223-() ()	859.	968.	1,113.	1,503.
	24"	30"	42"	36"	QRCA 423623-() ()	859.	968.	1,113.	1,503.
	24"	30"	42"	42"	QRCA 424223-() ()	905.	1,020.	1,173.	1,584.
	24"	30"	42"	48"	QRCA 424823-() ()	977.	1,103.	1,268.	1,712.
	24"	30"	48"	42"	QRCA 484223-() ()	977.	1,103.	1,268.	1,712.
	24"	30"	48"	48"	QRCA 484823-() ()	1,027.	1,156.	1,329.	1,795.
	30"	24"	36"	36"	QRCA 363632-() ()	818.	917.	1,055.	1,424.
	30"	24"	36"	42"	QRCA 364232-() ()	859.	968.	1,113.	1,503.
	30"	24"	42"	36"	QRCA 423632-() ()	859.	968.	1,113.	1,503.
	30"	24"	42"	42"	QRCA 424232-() ()	905.	1,020.	1,173.	1,584.
	30"	24"	42"	48"	QRCA 424832-() ()	977.	1,103.	1,268.	1,712.
	30"	24"	48"	42"	QRCA 484232-() ()	977.	1,103.	1,268.	1,712.
	30"	24"	48"	48"	QRCA 484832-() ()	1,027.	1,156.	1,329.	1,795.
	30"	30"	42"	42"	QRCA 424233-() ()	905.	1,020.	1,173.	1,584.
	30"	30"	48"	48"	QRCA 484833-() ()	1,027.	1,156.	1,329.	1,795.



Reff System

Order Code	Specification Information	Application Notes
Example: QRCA363636N1	<i>To order please specify pattern number including:</i>	Radius of curved front changes with overall top size. See Planning Guide.
QR Reff Standard Special	1. Left hand width	Products on this page are shipped without hardware which must be ordered separately from the support components section.
C Curved front corner	2. Right hand width	
A 1 1/4" thick	3. Return left hand depth	
36 36" wide on left back	4. Return right hand depth	
36 36" wide on right back	5. Grommet option	
2 24" deep on left side	6. Top finish type	
3 30" deep on right side	7. Top finish	
N No grommet	8. Grommet finish	
1 VI finish	5. <i>Grommet options:</i>	Curvilinear worksurfaces only available in 1 1/4" thick.
Y324 Ash	N = No grommets	See Planning Guide for grommet locations.
	F = Standard corner location	
	6. <i>Finish type:</i>	
	L = Laminate	
	M = Wood/laminate mixed	
	1 = V1	
	2 = V2	
	3 = V3	

Actual widths of worksurface are 1/16" less than nominal dimension. Actual depth is 1/8" less than nominal dimension.

Knoll accepts no responsibility for special grommet locations which interfere with support or other hardware.

Please call Custom Product Development for special grommet locations.

Product on this page will accept woodgrain laminate where laminate is currently an option. List price for woodgrain laminate options will be current published laminate list price plus 10%.

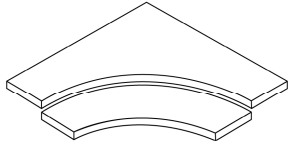
Applicable finishes are listed on page 93 and 94.

Reff Worksurfaces

split curvilinear corner tops

Standard Specials Systems

description	Return d	d	Back w	w	pattern no.	lam.	M/V1	V2	V3
1 1/4" thick split curvilinear corner worksurface with 10" D split front	24"	24"	36"	36"	QRCAS 363622-()()	\$1,408.	\$1,507.	\$1,733.	\$2,340.
	24"	24"	42"	42"	QRCAS 424222-()()	1,495.	1,610.	1,851.	2,500.
	24"	24"	48"	48"	QRCAS 484822-()()	1,617.	1,746.	2,008.	2,711.
	30"	30"	42"	42"	QRCAS 424233-()()	1,495.	1,610.	1,851.	2,500.
	30"	30"	48"	48"	QRCAS 484833-()()	1,617.	1,746.	2,008.	2,711.



NOTE: Split Top Mechanism to be ordered separately from the Interaction Price List

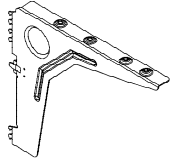
Order IBST18 split-top mechanism for QRCAS363622, QRCAS424233

Order IBST22 split-top mechanism for QRCAS424222, QRCAS484822

Order IBST28 split-top mechanism for QRCAS484833

Order Code	Specification Information	Application Notes
Example: QRCAS363622N1	<i>To order please specify pattern number including:</i>	Radius of curved front changes with overall top size. See Planning Guide.
QR Reff Standard Special	1. Left hand width	Products on this page are shipped without hardware which must be ordered separately from the support components section.
C Curved front corner	2. Right hand width	
A 1 1/4" thick	3. Return left hand depth	Curvilinear worksurfaces only available in 1 1/4" thick.
S Split Top	4. Return right hand depth	
36 36" wide on left back	5. Grommet option	See Planning Guide for grommet locations.
36 36" wide on right back	6. Top finish type	
2 24" deep on left side	7. Top finish	Actual widths of worksurface are 1/16" less than nominal dimension. Actual depth is 1/8" less than nominal dimension.
2 24" deep on right side	8. Grommet finish	
N No grommet	5. <i>Grommet options:</i>	Knoll accepts no responsibility for special grommet locations which interfere with support or other hardware.
1 V1 finish	N = No grommets	
Y324 Ash	F = Standard corner location	Please call Custom Product Development for special grommet locations.
	6. <i>Finish type:</i>	Product on this page will accept woodgrain laminate where laminate is currently an option.
	L = Laminate	List price for woodgrain laminate options will be current published laminate list price plus 10%.
	M = Wood/laminate mixed	Applicable finishes are listed on page 93 and 94.
	1 = V1	
	2 = V2	
	3 = V3	

description	d	pattern no.	P1	P2	P3
Cantilever bracket, panel hung	11"	QRBC11 (L/R)	\$97.		
	18"	RBC18 (L/R)	86.	90.	94.



specify paint finish

Corner top corner bracket		RBCC	17.		
---------------------------	--	-------------	-----	--	--

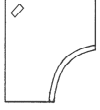


available in black only

Order Code	Specification Information	Application Notes
Example: QRBC11L 115	<i>To order please specify pattern number including:</i> 1. Left or right-hand, where applicable. 2. Finish	Applicable finishes are listed on page 93 and 94.
QR Reff Standard Special		
B Bracket		
C Cantilever		
11 18" deep		
L Left hand		
115 Medium Grey		

Reff Worksurfaces
 Optional edge worksurface tops
 1 1/4" thick curvilinear corner
 2" Waterfall edge detail front only

description	d left	d right	w left	w right	pattern no.	V1	V2	V3
Curved corner work top	20"	20"	48"	48"	QRCAWF484811 () () ()	\$2,362.	\$2,716.	\$3,667.
Profile edge on front only	20"	24"	48"	48"	QRCAWF484812 () () ()	2,443.	2,809.	3,793.
	24"	20"	48"	48"	QRCAWF484821 () () ()	2,443.	2,809.	3,793.
	24"	24"	48"	48"	QRCAWF484822 () () ()	2,600.	2,990.	4,037.

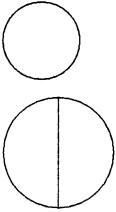


Radii of front edge varies with top dimensions

Order Code	Specification Information	Application Notes
Example: QRCAWF484811F2	<i>To order please specify pattern number including:</i>	Products on this page are shipped without hardware which must be ordered separately from the support components section.
QR Reff Standard Special	1. Grommet option	
C Curved front corner	2. Top finish type	Curvilinear worksurfaces only available in 1 1/4" thick.
A 1 1/4" thick	3. Top finish	
WF Waterfall front	4. Grommet finish	See Planning Guide for grommet locations.
48 48" wide on left back	<i>1. Grommet options:</i>	
48 48" wide on right back	N = No grommet	Waterfall tops cannot be specified with semi-open pore finish.
1 20" deep on left side	F = Standard corner location	
1 20" deep on right side	<i>2. Finish type:</i>	Waterfall worksurfaces should be specified in a configuration only with other waterfall worksurfaces.
F Standard grommet	1 = V1	
2 V2 finish	2 = V2	Actual widths of worksurface are 1/16" less than nominal dimension. Actual depth is 1/8" less than nominal dimension.
V319 Medium cherry	3 = V3	
111 Jet Black (grommet)	Applicable finishes are listed on page 93 and 94.	

conference room tops





1 1/4" and 1 3/4" thick round - No Grommets - No Drilling

description	h	dia	pattern no.	lam.	M/V1	V2	V3	
Round tops 	1 1/4"	24"	QRTA2424 ()()	\$669.	\$728.	\$837.	\$1,130.	
		30"	QRTA3030 ()()	699.	760.	874.	1,180.	
		54"	QRTA5454 ()()*	2,092.	2,274.	2,615.	3,530.	
	* top in two pieces							
	1 3/4"	24"	QRTB2424 ()()	809.	1,169.	1,344.	1,815.	
		30"	QRTB3030 ()()	839.	1,201.	1,381.	1,865.	
54"		QRTB5454 ()()*	2,510.	3,142.	3,613.	4,878.		
* top in two pieces								

Order Code	Specification Information	Application Notes
Example: QRTA30302	<i>To order please specify pattern number including:</i>	Top to top brackets included.
QR Reff Standard Special	1. Top thickness	See table base matrix in Planning Guide pages 140 and 141.
T Rounded top	2. Width	1 1/4" tops require support at mid point to reduce spans to 48" or less.
A 1 1/4" thick	3. Depth	Tops have no radius on edges that adjoin.
36 36" wide	4. Finish type	1 3/4" tops require support at mid point to reduce spans to 66" or less.
30 30" deep	5. Finish	Laminate and mixed finish 1 3/4" tops on this page are not post formed.
2 V2 finish	1. <i>Thickness options:</i>	All tops on this page are without grommets or drillings. The intended use of these products is to provide conference room table options.
V319 Medium cherry	A = 1 1/4"	Actual widths of worksurface are 1/16" less than nominal dimension. Actual depth is 1/8" less than nominal dimension.
	B = 1 3/4"	1 1/4" Product on this page will accept woodgrain laminate where laminate is currently an option. List price for woodgrain laminate options will be current published laminate list price plus 10%.
	4. <i>Finish type:</i>	Applicable finishes are listed on page 93 and 94.
	L = Laminate	
	M = Wood/laminate mixed	
	1 = V1	
	2 = V2	
	3 = V3	
	*Round tops in two pieces.	

Reff Worksurfaces
conference room tops
1 1/4" thick
round and racetrack with 2" waterfall edge

Standard Specials Systems

description	w	d	pattern no.	V1	V2	V3
Round top 	48"	48"	QRTAW4848 () ()	\$3,302.	\$3,797.	\$5,126.
Racetrack top- 1 piece 	96"	48"	QRTAW9648 () ()	9,514.	10,941.	14,770.
Racetrack top- 2 piece Profile edge on all sides except on parting lines 	120" 144"	48" 48"	QRTAW12048 () () QRTAW14448 () ()	10,550. 11,452.	12,133. 13,170.	16,379. 17,779.
Racetrack top- 3 piece Profile edge on all sides except on parting lines 	168" 192"	48" 48"	QRTAW16848 () () QRTAW19248 () ()	14,501. 15,404.	16,676. 17,715.	22,513. 23,915.

Order Code

Example: QRTAW96482
QR Reff Standard Speical
T Racetrack top
A 1 1/4" thick
W Waterfall all sides
96 96" wide
42 42" deep
2 V2 finish
V319 Medium cherry

Specification Information

To order please specify pattern number including:

- Top thickness
- Finish type
- Finish

1. Thickness option:
A = 1 1/4"

2. Finish type:
1 = V1
2 = V2
3 = V3

Applicable finishes are listed on page 93 and 94.

Application Notes

All tops on this page are without grommets or drillings. The intended use of these products is to provide conference room table options.

Actual widths of worksurface are 1/16" less than nominal dimension. Actual depth is 1/8" less than nominal dimension.

Top to top brackets included.

Tops have no radius on edges that adjoin.



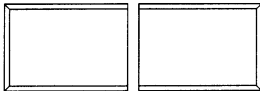

See table base matrix in Planning Guide for base supports recommended.

1 1/4" tops require support at mid point to reduce spans to 48" or less.

Waterfall tops cannot be specified with semi-open pore finish.

Reff Worksurfaces
conference room tops
1 1/4" thick
square and rectangular with 2" waterfall edge

Standard Specials Systems

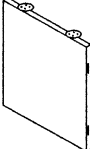
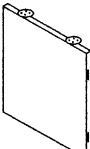
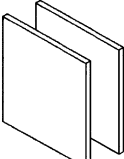
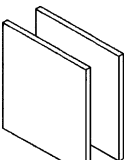
description	w	d	pattern no.	V1	V2	V3
Square top 	48"	48"	QRRAW4848 () ()	\$2,902.	\$3,337.	\$4,505.
Rectangular top- 1 piece 	96"	48"	QRRAW9648 () ()	6,488.	7,461.	10,073.
Rectangular top- 2 piece Profile edge on all sides except on parting lines 	120" 144"	48" 48"	QRRAW12048 () () QRRAW14448 () ()	9,111. 9,988.	10,478. 11,486.	14,145. 15,506.
Rectangular top- 3 piece Profile edge on all sides except on parting lines 	168" 192"	48" 48"	QRRAW16848 () () QRRAW19248 () ()	12,825. 13,700.	14,749. 15,755.	19,911. 21,269.

Reff System

Order Code	Specification Information	Application Notes
Example: QRRAW96482	<i>To order please specify pattern number including:</i>	All tops on this page are without grommets or drillings. The intended use of these products is to provide conference room table options.
QR Reff Standard Special	1. Top thickness	Actual widths of worksurface are 1/16" less than nominal dimension. Actual depth is 1/8" less than nominal dimension.
R Rectangular	2. Finish type	Top to top brackets included.
A 1 1/4" thick	3. Finish	Tops have no radius on edges that adjoin.
W Waterfall all sides	<i>1. Thickness option:</i> A = 1 1/4"	See table base matrix in Planning Guide for base supports recommended.
96 96" wide	<i>2. Finish type:</i> 1 = V1	1 1/4" tops require support at mid point to reduce spans to 48" or less.
48 48" deep	2 = V2	Waterfall tops cannot be specified with semi-open pore finish.
2 V2 finish	3 = V3	
V319 Medium cherry	Applicable finishes are listed on page 93 and 94.	

Reff support components end panels

Standard Specials Systems

description	d	w	h	pattern no.	lam.	M/V1	V2	V3
Endpanel, for use in building flush or cantilevered worksurfaces. Standard height	1"	35"	26½"	QRE35F-() ()	\$277.	\$457.	\$526.	\$709.
								
Endpanel, for use in building flush or cantilevered worksurfaces. Desk height	1"	35"	28¾"	QREDH35F-() ()	291.	480.	552.	745.
								
Endpanel, for recessed modesty worksurfaces. Standard height	1"	24"	26½"	QRE24-() ()	523.	850.	978.	1,320.
								
	<i>sold in pairs with 3" recess</i>							
Endpanel, for recessed modesty worksurfaces. Desk height	1"	24"	28¾"	QREDH24-() ()	549.	893.	1,027.	1,386.
								
	<i>sold in pairs with 3" recess</i>							

Order Code

Example: QRE35FL118	
QR	Reff Standard Special
E	End panel
35	35" panel dimension
F	Flush modesty placement
L	Laminate
118	Bright White

Specification Information

To order please specify pattern number including:

1. Finish type
2. Finish

1. Finish type:

- L = Laminate
1 = V1
2 = V2
3 = V3

Application Notes

Product on this page will accept woodgrain laminate where laminate is currently an option. List price for woodgrain laminate options will be current published laminate list price plus 10%.

Applicable finishes are listed on page 93 and 94.

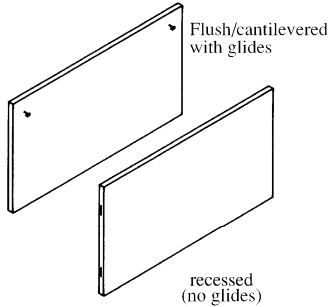
End panels come with all hardware necessary to attach to tops and each other to build freestanding desks. To join tops to tops or bridge assemblies to desk, hardware must be ordered.

Glides ship with all supports on this page except the recessed modesty panel.

Please see Planning Guide for freestanding planning instruction.

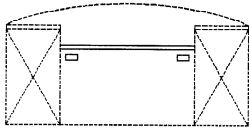
Reff support components modesty panels

description	d	w	h	pattern no.	L	V1	V2	V3
Modesty panels with hardware. ¹⁵ / ₁₆ " actual thickness (standard height)	1"	102"	26 1/2"	QRB102(M/H)(F/R)() ()	\$686.	\$942.	\$1,083.	\$1,462.
	1"	108"	26 1/2"	QRB108(M/H)(F/R)() ()	746.	1,006.	1,156.	1,561.
	1"	114"	26 1/2"	QRB114(M/H)(F/R)() ()	807.	1,069.	1,230.	1,660.
	1"	120"	26 1/2"	QRB120(M/H)(F/R)() ()	867.	1,133.	1,303.	1,759.



Modesty panels with hardware. ¹⁵ / ₁₆ " actual thickness (desk height)	1"	102"	28 3/8"	QRBDH102M(F/R)() ()	720.	989.	1,137.	1,535.
	1"	108"	28 3/8"	QRBDH108M(F/R)() ()	784.	1,056.	1,214.	1,639.
	1"	114"	28 3/8"	QRBDH114M(F/R)() ()	847.	1,123.	1,291.	1,743.
	1"	120"	28 3/8"	QRBDH120M(F/R)() ()	911.	1,190.	1,368.	1,847.

Short modesty panel (standard height)	1"	28"	26 1/2"	QRB28MR() ()	306.	431.	495.	669.
	1"	34"	26 1/2"	QRB34MR() ()	339.	472.	542.	732.
	1"	46"	26 1/2"	QRB46MR() ()	410.	577.	664.	896.
	1"	58"	26 1/2"	QRB58MR() ()	445.	623.	717.	967.



Use of short modesty panel

Pedestals and finished back for pedestal must each be ordered separately

Short modesty comes with attachment brackets to secure modesty panel to sides of pedestals.

Order:

28" modesty for 60" bow top

34" modesty for 66" bow top

46" modesty for 78" bow top

58" modesty for 90" bow top

When ordering 30"d bow top for use with short modesty, specify **recessed** grommet location

When ordering 36"d bow top for use with short modesty, specify **alternate** grommet location

Short modesty panel (desk height)	1"	28"	28 3/8"	QRBDH28MR() ()	321.	452.	520.	702.
	1"	34"	28 3/8"	QRBDH34MR() ()	356.	495.	569.	769.
	1"	46"	28 3/8"	QRBDH46MR() ()	431.	606.	697.	941.
	1"	58"	28 3/8"	QRBDH58MR() ()	467.	654.	752.	1,016.

Example:	QRBDH120MFL114
QR	Reff Standard Special
B	Back panel
DH	Desk height (28 3/8")
120	120"
M	Full height
F	Modesty placement, flush
L	Finish type, laminate
114	Finish, Folkstone grey

To order please specify pattern number including:

1. Modesty type
2. Modesty placement
3. Finish type
4. Finish

1. Modesty type:
M = Full height (26 1/2"H or ²⁸³/₈")
H = Half height

2. Modesty placement:
F = Flush, cantilevered
R = Recessed

3. Finish type:
L = Laminate
1 = V1
2 = V2
3 = V3

Product on this page will accept woodgrain laminate where laminate is currently an option.
List price for woodgrain laminate options will be current published laminate list price plus 10%.

Modesty panels ship with all hardware necessary to attach to tops and each other to build freestanding desks. To join tops to tops or bridge assemblies to desk, hardware must be ordered separately.

Modesty panel lengths are nominal, length changes on option selected.

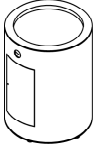
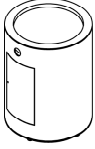
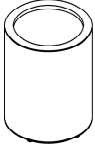
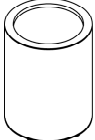
Glides ship with all supports on this page except the recessed modesty panel.

Please see Reff Planning Guide for freestanding planning instructions.

Reff support components

drum bases

Standard Specials Systems

description	dia	h	pattern no.	V1	V2	V3
Drum base (standard height) 	20"	26 1/2"	QR9D5459 ()()	\$4,598.	n/a	n/a
	24"	26 1/2"	QR9C7794 ()()	4,725.	n/a	n/a
	30"	26 1/2"	QR9C7917 ()()	4,901.	n/a	n/a
	36"	26 1/2"	QRSDA3627 ()()	5,077.	5,839.	7,883.
	20"	26 1/2"	QR9C7801 ()()	n/a	5,288.	n/a
	20"	26 1/2"	QR9G6777 ()()	n/a	n/a	7,138.
	24"	26 1/2"	QR9C7798 ()()	n/a	5,433.	n/a
	24"	26 1/2"	QR9G6778 ()()	n/a	n/a	7,335.
	30"	26 1/2"	QR9C7919 ()()	n/a	5,636.	n/a
	30"	26 1/2"	QR9G6779 ()()	n/a	n/a	7,608.
Drum base (desk height) 	20"	28 3/8"	QR9G0413 ()()	4,652.	n/a	n/a
	24"	28 3/8"	QR9G1295 ()()	4,818.	n/a	n/a
	30"	28 3/8"	QR9G2826 ()()	4,987.	n/a	n/a
	36"	28 3/8"	QRSDHDA3628 ()()	5,331.	6,131.	8,277.
	20"	28 3/8"	QR9G1171 ()()	n/a	5,349.	n/a
	20"	28 3/8"	QR9G6780 ()()	n/a	n/a	7,221.
	24"	28 3/8"	QR9G1173 ()()	n/a	5,540.	n/a
	24"	28 3/8"	QR9G6781 ()()	n/a	n/a	7,479.
	30"	28 3/8"	QR9G1499 ()()	n/a	5,735.	n/a
	30"	28 3/8"	QR9G6782 ()()	n/a	n/a	7,742.
Drum base (standard height) No hinged access door 	36"	26 1/2"	QRSD3627 ()()	2,892.	3,326.	4,490.
Drum base (desk height) No hinged access door 	36"	28 3/8"	QRSDHD3628 ()	3,037.	3,493.	4,716.

Order Code

Example: QR9C78012 V319
QR9C7801 Reff Standard Special
2 V2 Finish
V319 Medium Cherry

Specification Information

To order please specify pattern number including:

1. Finish Type.
1 = V1
2 = V2
3 = V3

2. Finish

Applicable finishes are listed on page 93 and 94.

Application Notes

All Drum bases include sandbags for counterweight.

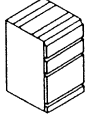
Features for drum with door only:

- 9" w x 16" h piano hinged access door with catch closure hardware & black knob pull.
- 8" dia. cutout at bottom.
- 2" dia. hole located centered above door
- 16" dia. cutout in top of 20" dia. Drum base
- 20" dia. cutout in top of 24" dia. Drum base
- 24" dia. cutout in top of 30" and 36" dia. Drum base

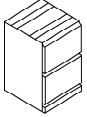
Reff Cabinetry
pedestals, 17" W
wood interiors, standard height

Standard Specials Systems

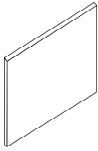
description	w	d	h	pattern no.	L	V1	V2	V3
Pedestal for UK filing standard height BBF	17"	19"	26 1/2"	QR211JUK-() W () L	\$1,335.	\$1,428.	\$1,642.	\$2,217.
	17"	23"	26 1/2"	QR212JUK-() W () L	1,486.	1,593.	1,832.	2,473.
	17"	29"	26 1/2"	QR213JUK-() W () L	1,618.	1,735.	1,995.	2,694.



Pedestal for UK filing standard height FF	17"	19"	26 1/2"	QR211KUK-() W () L	1,243.	1,332.	1,532.	2,068.
	17"	23"	26 1/2"	QR212KUK-() W () L	1,466.	1,571.	1,807.	2,439.
	17"	29"	26 1/2"	QR213KUK-() W () L	1,598.	1,715.	1,972.	2,663.



Pedestal back for UK	17"	1"	26 1/2"	QRPAB17UK-() ()	140.	146.	167.	226.
----------------------	-----	----	---------	-------------------	------	------	------	------



Reff System

Order Code

Example: **QR211JUKLWDL**

QR	Reff Standard Special
2	26 1/2" H
1	17" wide
1	19" deep
J	Box box file config.
L	Laminate finish
W	Wood interior
D	Metal D-pull
L	Lock hole drilled

Applicable finishes are listed on page 93 and 94.

Specification Information

To order please specify pattern number including:

1. Finish type
2. Pull option
3. Keying instructions
4. Finish

***After specifying product code, provide keying instructions.**

1. *Finish type:*
L = Laminate
1 = V1
2 = V2
3 = V3

2. *Interior options:*
W = Wood

Application Notes

3. *Pull options:*
D = Metal D-pull
J = Routed pull
C = Nickel C-pull (nickel finish only)
S = S-pull (stainless steel finish only)

4. *Lock options:*
L = Drilled to accept lock

6. Refer to page 190 for keying instructions.

Product on this page excluding J-pull option will accept woodgrain laminate where laminate is currently an option.

List price for woodgrain laminate options will be current published laminate list price plus 10%.

Each pedestal with wood drawers includes one pencil tray and two tray dividers in top box drawer.

Pedestals must be ordered with back panel to achieve full depth without a modesty panel.

Pedestals do not come with lock included. Keying instructions must accompany all cabinet orders.

File drawers include file bars for front to back and side to side filing. File drawers do not support bottom loading.

Random locks are factory installed.

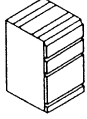
Keyalike are field installed using the KnollKey order form.

Each locking pedestal on this page counts for one lock core.

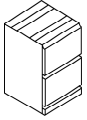
Reff Cabinetry
pedestals, 17" W
wood interiors, desk height

Standard Specials Systems

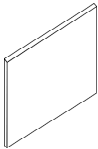
description	w	d	h	pattern no.	L	V1	V2	V3
Pedestal for UK filing desk height	17"	19"	28 ³ / ₈ "	QR111JUK-() W () L	\$1,402.	\$1,500.	\$1,725.	\$2,329.
BBF	17"	23"	28 ³ / ₈ "	QR112JUK-() W () L	1,559.	1,673.	1,924.	2,597.
	17"	29"	28 ³ / ₈ "	QR113JUK-() W () L	1,698.	1,823.	2,096.	2,830.



Pedestal for UK filing desk height	17"	19"	28 ³ / ₈ "	QR111KUK-() W () L	1,306.	1,398.	1,608.	2,170.
FF	17"	23"	28 ³ / ₈ "	QR112KUK-() W () L	1,538.	1,648.	1,895.	2,559.
	17"	29"	28 ³ / ₈ "	QR113KUK-() W () L	1,677.	1,801.	2,071.	2,796.



Pedestal back for UK	17"	1"	28 ³ / ₈ "	QRPDHB17UK-() ()	148.	153.	177.	236.
----------------------	-----	----	----------------------------------	--------------------	------	------	------	------



Order Code

Example: **QR211JUKLWDL**

QR	Reff Standard Special
2	26 1/2" H
1	17" wide
1	19" deep
J	Box box file config.
L	Laminate finish
W	Wood interior
D	Metal D-pull
L	Lock hole drilled

Applicable finishes are listed on page 93 and 94.

Specification Information

To order please specify pattern number including:

1. Finish type
2. Pull option
3. Keying instructions
4. Finish

***After specifying product code, provide keying instructions.**

1. *Finish type:*
L = Laminate
1 = V1
2 = V2
3 = V3

2. *Interior options:*
W = Wood

Application Notes

3. *Pull options:*
D = Metal D-pull
J = Routed pull
C = Nickel C-pull (nickel finish only)
S = S-pull (stainless steel finish only)

4. *Lock options:*
L = Drilled to accept lock

6. Refer to page 190 for keying instructions.

Product on this page excluding J-pull option will accept woodgrain laminate where laminate is currently an option.
List price for woodgrain laminate options will be current published laminate list price plus 10%.

Each pedestal with wood drawers includes one pencil tray and two tray dividers in top box drawer.

Pedestals must be ordered with back panel to achieve full depth without a modesty panel.

Pedestals do not come with lock included. Keying instructions must accompany all cabinet orders.

File drawers include file bars for front to back and side to side filing. File drawers do not support bottom loading.

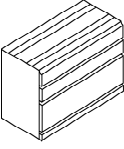
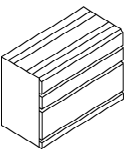
Random locks are factory installed.

Keyalike are field installed using the KnollKey order form.

Each locking pedestal on this page counts for one lock core.

Reff Cabinetry
pedestals, 30" and 36" W
wood interiors

Standard Specials Systems

description	w	d	h	pattern no.	L	V1	V2	V3
Pedestal standard height BBF 	30"	19"	26 1/2"	QRP231J-() () L () ()	\$1,725.	\$1,846.	\$2,123.	\$2,866.
	30"	23"	26 1/2"	QRP232J-() () L () ()	1,915.	2,053.	2,361.	3,187.
	36"	19"	26 1/2"	QRP261J-() () L () ()	2,133.	2,282.	2,624.	3,543.
	36"	23"	26 1/2"	QRP262J-() () L () ()	2,346.	2,516.	2,893.	3,906.
Pedestal desk height BBF 	30"	19"	28 3/8"	QRP301J-() () L () ()	1,811.	1,938.	2,229.	3,009.
	30"	23"	28 3/8"	QRP302J-() () L () ()	2,011.	2,156.	2,479.	3,347.
	36"	19"	28 3/8"	QRP361J-() () L () ()	2,240.	2,397.	2,757.	3,721.
	36"	23"	28 3/8"	QRP362J-() () L () ()	2,463.	2,642.	3,038.	4,102.

Reff System

Order Code	Specification Information	Application Notes
<p>Example: RP211JLWDL</p> <p>R Reff</p> <p>P Pedestal</p> <p>2 26 1/2"H</p> <p>1 16" wide</p> <p>1 19" deep</p> <p>J Box box file config.</p> <p>L Laminate finish</p> <p>W Wood interior</p> <p>D Metal D-pull</p> <p>L Lock hole drilled</p>	<p>To order please specify pattern number including:</p> <ol style="list-style-type: none"> Hinge location, where applicable Finish type Interior option Pull option Lock option, applicable hinged doors only Keying instructions Finish <p>*After specifying product code, provide keying instructions.</p> <p>1. <i>Hinge location:</i> L = Left hand R = Right hand</p> <p>2. <i>Finish type:</i> L = Laminate 1 = V1 2 = V2 3 = V3</p> <p>3. <i>Interior options:</i> W = Wood</p>	<p>4. <i>Pull options:</i> D = Metal D-pull J = Routed pull C = Nickel C-pull (nickel finish only) S = S-pull (stainless steel finish only)</p> <p>5. <i>Lock options:</i> L = Drilled to accept lock N = No drilling</p> <p>6. Refer to page 190 for keying instructions.</p> <p>Product on this page excluding J-pull option will accept woodgrain laminate where laminate is currently an option. List price for woodgrain laminate options will be current published laminate list price plus 10%.</p> <p>Pedestals must be ordered with back panel to achieve full depth without a modesty panel.</p>

Applicable finishes are listed on page 93 and 94.

Pedestals do not come with lock included. Keying instructions must accompany all cabinet orders.

Hinge door cabinets have optional lock drilling which can be specified in the cabinet product code.

Mobile pedestals are always equipped with finished backs.

File drawers include file bars for front to back and side to side filing. File drawers do not support bottom loading.

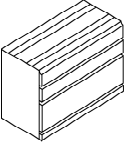
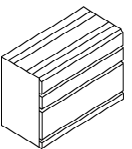
Random locks are factory installed.

Keyalike are field installed using the KnollKey order form.

Each locking pedestal on this page counts for one lock core.

Reff Cabinetry
pedestals, 30" and 36" W
metal interiors

Standard Specials Systems

description	w	d	h	pattern no.	L	V1	V2	V3
Pedestal standard height BBF 	30"	19"	26 1/2"	QRP231J-() () L () ()	\$1,437.	\$1,540.	\$1,771.	\$2,391.
	30"	23"	26 1/2"	QRP232J-() () L () ()	1,477.	1,585.	1,823.	2,461.
	36"	19"	26 1/2"	QRP261J-() () L () ()	1,534.	1,643.	1,889.	2,551.
	36"	23"	26 1/2"	QRP262J-() () L () ()	1,567.	1,682.	1,934.	2,611.
Pedestal desk height BBF 	30"	19"	28 3/8"	QRP301J-() () L () ()	1,509.	1,617.	1,860.	2,510.
	30"	23"	28 3/8"	QRP302J-() () L () ()	1,552.	1,664.	1,914.	2,583.
	36"	19"	28 3/8"	QRP361J-() () L () ()	1,611.	1,725.	1,984.	2,678.
	36"	23"	28 3/8"	QRP362J-() () L () ()	1,645.	1,765.	2,030.	2,740.

Order Code	Specification Information	Application Notes
Example: RP211JLWDL	<i>To order please specify pattern number including:</i>	<i>4. Pull options:</i>
R Reff	1. Hinge location, where applicable	D = Metal D-pull
P Pedestal	2. Finish type	J = Routed pull
2 26 1/2"H	3. Interior option	C = Nickel C-pull (nickel finish only)
1 16" wide	4. Pull option	S = S-pull (stainless steel finish only)
1 19" deep	5. Lock option, applicable hinged doors only	<i>5. Lock options:</i>
J Box box file config.	6. Keying instructions	L = Drilled to accept lock
L Laminate finish	7. Finish	N = No drilling
W Wood interior	*After specifying product code, provide keying instructions.	6. Refer to page 190 for keying instructions.
D Metal D-pull	<i>1. Hinge location:</i>	Product on this page excluding J-pull option will accept woodgrain laminate where laminate is currently an option.
L Lock hole drilled	L = Left hand	List price for woodgrain laminate options will be current published laminate list price plus 10%.
	R = Right hand	Pedestals must be ordered with back panel to achieve full depth without a modesty panel.
	<i>2. Finish type:</i>	
	L = Laminate	
	1 = V1	
	2 = V2	
	3 = V3	
	<i>3. Interior options:</i>	
	M = Metal	

Applicable finishes are listed on page 93 and 94.

Pedestals do not come with lock included. Keying instructions must accompany all cabinet orders.

Hinge door cabinets have optional lock drilling which can be specified in the cabinet product code.

Mobile pedestals are always equipped with finished backs.

File drawers include file bars for front to back and side to side filing. File drawers do not support bottom loading.

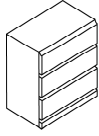
Random locks are factory installed.

Keyalike are field installed using the KnollKey order form.

Each locking pedestal on this page counts for one lock core.

Reff Cabinetry
 Cabinets (use with 26 1/2" h support components)
 38" high
 wood interior

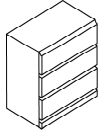
description	w	d	h	pattern no.	L	V1	V2	V3
3 Drawer lateral file with anit-tip bar device	30"	20"	38"	QRC332F- () () L () ()	\$2,419.	\$3,172.	\$3,648.	\$4,925.
	30"	24"	38"	QRC333F- () () L () ()	2,656.	3,487.	4,010.	5,414.
	36"	20"	38"	QRC362F- () () L () ()	3,026.	3,964.	4,559.	6,154.
	36"	24"	38"	QRC363F- () () L () ()	3,324.	4,355.	5,008.	6,761.



Order Code	Specification Information	Application Notes
Example: QRC332FLWJL	<i>To order please specify pattern number including:</i>	Key alike are field installed using the KnollKey order form. Random locks are factory installed.
QR Reff Standard Special	1. Hinge location, where applicable	Cabinets do not come with lock included. Keying instructions must accompany all cabinet orders.
C Cabinets	2. Finish type	Hinge door cabinets have optional lock drilling which can be specified in the cabinet product code.
3 38" high	3. Interior option	<i>*Note:</i> Wardrobe cabinets do not come equipped with coat rod and boot tray. Please specify separately from standard Reff price list.
3 30" wide	4. Pull option	File drawers include file bars for front to back and side to side filing.
2 20" deep	5. Lock option, where applicable	File drawers do not support bottom loading.
F File drawer	6. Finish, cabinet	Applicable finishes are listed on page 93 and 94.
L Laminate finish type	7. Finish, pull when applicable	
W Wood interior	8. Keying instructions	
J Routed pull	*After specifying product code, provide keying instructions.	
L Lock drilling	1. <i>Hinge location:</i> L = Left hand R = Right hand	
	2. <i>Finish type:</i> L = Laminate 1 = V1 2 = V2 3 = V3	
	3. <i>Interior options:</i> W = Wood	
	4. <i>Pull options:</i> D = Metal D-pull J = Routed pull C = Nickel C-pull (nickel finish only) S = S-pull (stainless steel finish only)	
	5. <i>Lock options:</i> L = Lock hole drilled N = No lock drilling	
	8. Refer to page 190 for keying instructions.	
	Product on this page excluding J-pull option will accept woodgrain laminate where laminate is currently an option. List price for woodgrain laminate options will be current published laminate list price plus 10%.	
	Specify shelf paint finish on open cabinets with metal interiors.	
	Please note: Shelf adjustability is limited to approximately 2.5" up or down per shelf from predetermined shelf height.	

Reff Cabinetry
Cabinets (use with 26 1/2" h support components)
 38" high
 metal interior

description	width	depth	height	pattern no.	L	V1	V2	V3
3 Drawer lateral file with anit-tip bar device	30"	20"	38"	QRC332F- () () L () ()	\$2,261.	\$2,963.	\$3,407.	\$4,600.
	30"	24"	38"	QRC333F- () () L () ()	2,495.	3,271.	3,762.	5,078.
	36"	20"	38"	QRC362F- () () L () ()	2,867.	3,757.	4,321.	5,833.
	36"	24"	38"	QRC363F- () () L () ()	3,165.	4,151.	4,774.	6,444.



Order Code

Example: QRC332FLWJL	
QR	Reff Standard Special
C	Cabinets
3	38" high
3	30" wide
2	20" deep
F	File drawer
L	Laminate finish type
W	Wood interior
J	Routed pull
L	Lock drilling

Specification Information

To order please specify pattern number including:

- Hinge location, where applicable
- Finish type
- Interior option
- Pull option
- Lock option, where applicable
- Finish, cabinet
- Finish, pull when applicable
- Keying instructions

***After specifying product code, provide keying instructions.**

1. Hinge location:
 L = Left hand
 R = Right hand

2. Finish type:
 L = Laminate
 1 = V1
 2 = V2
 3 = V3

3. Interior options:
 M = Metal

4. Pull options:
 D = Metal D-pull
 J = Routed pull
 C = Nickel C-pull (nickel finish only)
 S = S-pull (stainless steel finish only)

5. Lock options:
 L = Lock hole drilled
 N = No lock drilling

8. Refer to page 190 for keying instructions.

Product on this page excluding J-pull option will accept woodgrain laminate where laminate is currently an option.
 List price for woodgrain laminate options will be current published laminate list price plus 10%.

Specify shelf paint finish on open cabinets with metal interiors.

Please note: Shelf adjustability is limited to approximately 2.5" up or down per shelf from predetermined shelf height.

Application Notes

Key alike are field installed using the KnollKey order form. Random locks are factory installed.

Cabinets do not come with lock included. Keying instructions must accompany all cabinet orders.

Hinge door cabinets have optional lock drilling which can be specified in the cabinet product code.

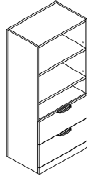
**Note:*
 Wardrobe cabinets do not come equipped with coat rod and boot tray. Please specify separately from standard Reff price list.

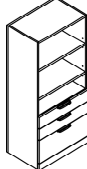
File drawers include file bars for front to back and side to side filing.

File drawers do not support bottom loading.

Applicable finishes are listed on page 93 and 94.

Reff Cabinetry
 Cabinets (use with 26 1/2" h support components)
 64" high
 wood interior

description	w	d	h	pattern no.	L	V1	V2	V3
Storage open above w/2 adj shelves, FF below 	16"	20"	64"	QRC612G- () () L () ()	\$2,232.	\$2,901.	\$3,336.	\$4,504.
	16"	24"	64"	QRC613G- () () L () ()	2,446.	3,178.	3,655.	4,934.
	30"	20"	64"	QRC632G- () () L () ()	2,772.	3,608.	4,149.	5,601.
	30"	24"	64"	QRC633G- () () L () ()	3,058.	3,983.	4,580.	6,184.
	36"	20"	64"	QRC662G- () () L () ()	3,041.	3,959.	4,553.	6,146.
	36"	24"	64"	QRC663G- () () L () ()	3,356.	4,374.	5,030.	6,791.

description	w	d	h	pattern no.	L	V1	V2	V3
Storage open above w/2 adj shelves, BBF below 	16"	20"	64"	QRC612P- () () L () ()	2,297.	2,983.	3,430.	4,631.
	16"	24"	64"	QRC613P- () () L () ()	2,525.	3,284.	3,777.	5,098.
	30"	20"	64"	QRC632P- () () L () ()	2,666.	3,470.	3,990.	5,387.
	30"	24"	64"	QRC633P- () () L () ()	2,921.	3,803.	4,373.	5,904.
	36"	20"	64"	QRC662P- () () L () ()	2,927.	3,808.	4,379.	5,912.
	36"	24"	64"	QRC663P- () () L () ()	3,201.	4,176.	4,802.	6,483.

Order Code

Example:	QRC332FLWJL
QR	Reff Standard Special
C	Cabinets
3	38" high
3	30" wide
2	20" deep
F	File drawer
L	Laminate finish type
W	Wood interior
J	Routed pull
L	Lock drilling

Specification Information

To order please specify pattern number including:

- Hinge location, where applicable
- Finish type
- Interior option
- Pull option
- Lock option, where applicable
- Finish, cabinet
- Finish, pull when applicable
- Keying instructions

***After specifying product code, provide keying instructions.**

1. Hinge location:
 L = Left hand
 R = Right hand

2. Finish type:
 L = Laminate
 1 = V1
 2 = V2
 3 = V3

3. Interior options:
 W = Wood

4. Pull options:
 D = Metal D-pull
 J = Routed pull
 C = Nickel C-pull (nickel finish only)
 S = S-pull (stainless steel finish only)

5. Lock options:
 L = Lock hole drilled
 N = No lock drilling

8. Refer to page 190 for keying instructions.

Product on this page excluding J-pull option will accept woodgrain laminate where laminate is currently an option.
 List price for woodgrain laminate options will be current published laminate list price plus 10%.
 Specify shelf paint finish on open cabinets with metal interiors.
 Please note: Shelf adjustability is limited to approximately 2.5" up or down per shelf from predetermined shelf height.

Application Notes

Key alike are field installed using the KnollKey order form. Random locks are factory installed.

Cabinets do not come with lock included. Keying instructions must accompany all cabinet orders.

Hinge door cabinets have optional lock drilling which can be specified in the cabinet product code.

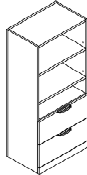
**Note:*
 Wardrobe cabinets do not come equipped with coat rod and boot tray. Please specify separately from standard Reff price list.

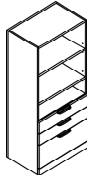
File drawers include file bars for front to back and side to side filing.

File drawers do not support bottom loading.

Applicable finishes are listed on page 93 and 94.

Reff Cabinetry
 Cabinets (use with 26 1/2" h support components)
 64" high
 metal interior

description	w	d	h	pattern no.	L	V1	V2	V3
Storage open above w/2 adj shelves, FF below 	16"	20"	64"	QRC612G- () () L () ()	\$2,100.	\$2,724.	\$3,133.	\$4,229.
	16"	24"	64"	QRC613G- () () L () ()	2,310.	3,003.	3,453.	4,662.
	30"	20"	64"	QRC632G- () () L () ()	2,638.	3,432.	3,947.	5,328.
	30"	24"	64"	QRC633G- () () L () ()	2,926.	3,807.	4,378.	5,910.
	36"	20"	64"	QRC662G- () () L () ()	2,906.	3,782.	4,349.	5,872.
	36"	24"	64"	QRC663G- () () L () ()	3,223.	4,199.	4,829.	6,519.

Storage open above w/2 adj shelves, BBF below 	16"	20"	64"	QRC612P- () () L () ()	2,162.	2,807.	3,228.	4,358.
	16"	24"	64"	QRC613P- () () L () ()	2,391.	3,111.	3,578.	4,830.
	30"	20"	64"	QRC632P- () () L () ()	2,531.	3,292.	3,786.	5,111.
	30"	24"	64"	QRC633P- () () L () ()	2,784.	3,626.	4,170.	5,629.
	36"	20"	64"	QRC662P- () () L () ()	2,791.	3,633.	4,178.	5,640.
	36"	24"	64"	QRC663P- () () L () ()	3,069.	3,996.	4,595.	6,204.

Order Code

Example:	QRC332FLWJL
QR	Reff Standard Special
C	Cabinets
3	38" high
3	30" wide
2	20" deep
F	File drawer
L	Laminate finish type
W	Wood interior
J	Routed pull
L	Lock drilling

Specification Information

To order please specify pattern number including:

- Hinge location, where applicable
- Finish type
- Interior option
- Pull option
- Lock option, where applicable
- Finish, cabinet
- Finish, pull when applicable
- Keying instructions

***After specifying product code, provide keying instructions.**

1. Hinge location:
L = Left hand
R = Right hand

2. Finish type:
L = Laminate
1 = V1
2 = V2
3 = V3

3. Interior options:
M = Metal

4. Pull options:
D = Metal D-pull
J = Routed pull
C = Nickel C-pull (nickel finish only)
S = S-pull (stainless steel finish only)

5. Lock options:
L = Lock hole drilled
N = No lock drilling

8. Refer to page 190 for keying instructions.

Product on this page excluding J-pull option will accept woodgrain laminate where laminate is currently an option.
List price for woodgrain laminate options will be current published laminate list price plus 10%.
Specify shelf paint finish on open cabinets with metal interiors.
Please note: Shelf adjustability is limited to approximately 2.5" up or down per shelf from predetermined shelf height.

Application Notes

Key alike are field installed using the KnollKey order form. Random locks are factory installed.

Cabinets do not come with lock included. Keying instructions must accompany all cabinet orders.

Hinge door cabinets have optional lock drilling which can be specified in the cabinet product code.

*Note:
Wardrobe cabinets do not come equipped with coat rod and boot tray. Please specify separately from standard Reff price list.

File drawers include file bars for front to back and side to side filing.

File drawers do not support bottom loading.

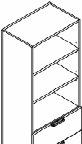
Applicable finishes are listed on page 93 and 94.

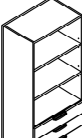
Reff Cabinetry

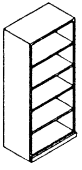
Cabinets (use with 26 1/2" h support components)

72" high

wood interior

description	w	d	h	pattern no.	L	V1	V2	V3
Storage open above w/2 adj shelves, FF below 	16"	20"	72"	QRC712G- () () L () () ()	\$2,352.	\$3,057.	\$3,516.	\$4,746.
	16"	24"	72"	QRC713G- () () L () () ()	2,584.	3,361.	3,865.	5,218.
	30"	20"	72"	QRC732G- () () L () () ()	2,928.	3,809.	4,380.	5,913.
	30"	24"	72"	QRC733G- () () L () () ()	3,196.	4,165.	4,790.	6,466.
	36"	20"	72"	QRC762G- () () L () () ()	3,161.	4,117.	4,735.	6,392.
	36"	24"	72"	QRC763G- () () L () () ()	3,433.	4,474.	5,145.	6,946.

Storage open above w/2 adj shelves, BBF below 	16"	20"	72"	QRC712P- () () L () () ()	2,431.	3,162.	3,636.	4,909.
	16"	24"	72"	QRC713P- () () L () () ()	2,660.	3,462.	3,981.	5,375.
	30"	20"	72"	QRC732P- () () L () () ()	2,834.	3,689.	4,242.	5,727.
	30"	24"	72"	QRC733P- () () L () () ()	3,103.	4,041.	4,647.	6,274.
	36"	20"	72"	QRC762P- () () L () () ()	3,107.	4,046.	4,653.	6,281.
	36"	24"	72"	QRC763P- () () L () () ()	3,405.	4,437.	5,103.	6,888.

Cabinet with open shelves 	30"	15"	72"	QRC731B- () () () ()	2,329.	3,036.	3,491.	4,713.
	36"	15"	72"	QRC761B- () () () ()	2,609.	3,401.	3,911.	5,280.

Note: Cabinet must be secured to wall to prevent tipping. Hardware is included.

Order Code	Specification Information	Application Notes
Example: RC732BLMNN	<i>To order please specify pattern number including:</i>	Key alike are field installed using the KnollKey order form. Random locks are factory installed.
R Reff	1. Hinge location, where applicable	Cabinets do not come with lock included. Keying instructions must accompany all cabinet orders.
C Cabinets	2. Finish type	
7 72" high	3. Interior option	
3 30" wide	4. Pull option	
2 20" deep	5. Lock option, where applicable	
B Full bookcase	6. Finish, cabinet	
L Laminate finish	7. Finish, pull when applicable	
M Metal interior	8. Left hand side of cabinet drilling: N = No drilling	
N No drilling	Size to drill for each workwall: S0 = 19"H x 15"D S1 = 19"H x 20"D T0 = 23"H x 15"D T1 = 23"H x 20"D	
N No drilling	9. Right hand side of cabinet drilling: same as #8 above.	

Please note: Shelf adjustability is limited to approximately 2.5" up or down per shelf from predetermined shelf height.

*After specifying product code, provide keying instructions.

1. Hinge location:
L = Left hand
R = Right hand

2. Finish type:
L = Laminate
1 = V1
2 = V2
3 = V3

3. Interior options:
W = Wood

4. Pull options:
D = Metal D-pull
J = Routed pull
C = Nickel C-pull (nickel finish only)
S = S-pull (stainless steel finish only)

5. Lock options:
L = Lock hole drilled
N = No lock drilling

10. Refer to page 190 for keying instructions.

Product on this page excluding J-pull option will accept woodgrain laminate where laminate is currently an option. List price for woodgrain laminate options will be current published laminate list price plus 10%.

Application Notes

Hinge door cabinets have optional lock drilling which can be specified in the cabinet product code.

Wardrobe cabinets do not come equipped with coat rod and boot tray. Please specify separately from standard Reff price list.

File drawers include file bars for front to back and side to side filing.

File drawers do not support bottom loading.

Applicable finishes are listed on page 93 and 94.


Reff Cabinetry

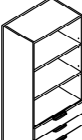
Cabinets (use with 26 1/2" h support components)

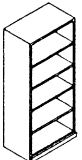
72" high

metal interior

Standard Specials Systems

description	w	d	h	pattern no.	L, metal interiors	V1	V2	V3
Storage open above w/2 adj shelves, FF below 	16"	20"	72"	QRC712G- () () L () () ()	\$2,217.	\$2,878.	\$3,310.	\$4,468.
	16"	24"	72"	QRC713G- () () L () () ()	2,422.	3,186.	3,664.	4,946.
	30"	20"	72"	QRC732G- () () L () () ()	2,792.	3,637.	4,183.	5,646.
	30"	24"	72"	QRC733G- () () L () () ()	3,063.	3,989.	4,587.	6,193.
	36"	20"	72"	QRC762G- () () L () () ()	3,026.	3,940.	4,531.	6,117.
	36"	24"	72"	QRC763G- () () L () () ()	3,297.	4,297.	4,942.	6,671.

Storage open above w/2 adj shelves, BBF below 	16"	20"	72"	QRC712P- () () L () () ()	2,299.	2,985.	3,433.	4,634.
	16"	24"	72"	QRC713P- () () L () () ()	2,525.	3,284.	3,777.	5,098.
	30"	20"	72"	QRC732P- () () L () () ()	2,698.	3,510.	4,036.	5,449.
	30"	24"	72"	QRC733P- () () L () () ()	2,968.	3,866.	4,446.	6,002.
	36"	20"	72"	QRC762P- () () L () () ()	2,973.	3,871.	4,452.	6,010.
	36"	24"	72"	QRC763P- () () L () () ()	3,272.	4,259.	4,898.	6,612.

Cabinet with open shelves 	30"	15"	72"	QRC731B- () () () ()	2,171.	2,830.	3,255.	4,394.
	36"	15"	72"	QRC761B- () () () ()	2,450.	3,192.	3,671.	4,956.

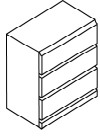
Note: Cabinet must be secured to wall to prevent tipping. Hardware is included.

Order Code	Specification Information	Application Notes
Example: RC732BLMNN	<i>To order please specify pattern number including:</i>	Key alike are field installed using the KnollKey order form. Random locks are factory installed.
R Reff	1. Hinge location, where applicable	<p>Cabinets do not come with lock included. Keying instructions must accompany all cabinet orders.</p> <p>Hinge door cabinets have optional lock drilling which can be specified in the cabinet product code.</p> <p>Wardrobe cabinets do not come equipped with coat rod and boot tray. Please specify separately from standard Reff price list.</p> <p>File drawers include file bars for front to back and side to side filing.</p> <p>File drawers do not support bottom loading.</p> <p>Applicable finishes are listed on page 93 and 94.</p>
C Cabinets	2. Finish type	
7 72" high	3. Interior option	
3 30" wide	4. Pull option	
2 20" deep	5. Lock option, where applicable	
B Full bookcase	6. Finish, cabinet	
L Laminate finish	7. Finish, pull when applicable	
M Metal interior	8. Left hand side of cabinet drilling:	
N No drilling	N = No drilling	
N No drilling	Size to drill for each workwall: S0 = 19"H x 15"D S1 = 19"H x 20"D T0 = 23"H x 15"D T1 = 23"H x 20"D	
	9. Right hand side of cabinet drilling: same as #8 above.	
	10. Keying instructions	
	*After specifying product code, provide keying instructions.	
	1. <i>Hinge location:</i> L = Left hand R = Right hand	
	2. <i>Finish type:</i> L = Laminate 1 = V1 2 = V2 3 = V3	
	3. <i>Interior options:</i> M = Metal	
	4. <i>Pull options:</i> D = Metal D-pull J = Routed pull C = Nickel C-pull (nickel finish only) S = S-pull (stainless steel finish only)	
	5. <i>Lock options:</i> L = Lock hole drilled N = No lock drilling	
	10. Refer to page 190 for keying instructions.	
	Product on this page excluding J-pull option will accept woodgrain laminate where laminate is currently an option. List price for woodgrain laminate options will be current published laminate list price plus 10%.	

Please note: Shelf adjustability is limited to approximately 2.5" up or down per shelf from predetermined shelf height.

Reff Cabinetry
 Cabinets (use with 28^{3/8}" h support components)
 40^{1/2}" high
 wood interior

description	w	d	h	pattern no.	L	V1	V2	V3
3 Drawer lateral file with anit-tip bar device	30"	20"	40 ^{1/2} "	QRC332DHF () () L () ()	\$2,193.	\$2,875.	\$3,306.	\$4,463.
	30"	24"	40 ^{1/2} "	QRC333DHF () () L () ()	2,418.	3,170.	3,646.	4,921.
	36"	20"	40 ^{1/2} "	QRC362DHF () () L () ()	2,794.	3,665.	4,215.	5,690.
	36"	24"	40 ^{1/2} "	QRC363DHF () () L () ()	3,066.	4,020.	4,623.	6,241.



Order Code

Example:	QRC332DHFLWJL
QR	Reff Standard Special
C	Cabinets
3	40 ^{1/2} " high
3	30" wide
2	20" deep
DH	Desk height
F	File drawer
L	Laminate finish type
W	Wood interior
J	Routed pull
L	Lock drilling

Specification Notes

To order please specify pattern number including:

1. Finish type
2. Interior option
3. Pull option
4. Finish, cabinet
5. Finish, pull when applicable
6. Keying instructions

***After specifying product code, provide keying instructions.**

1. Finish type:
 L = Laminate
 1 = V1
 2 = V2
 2 = V3

2. Interior options:
 W = Wood

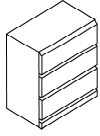
Application Notes

Key alike are field installed using the KnollKey order form. Random locks are factory installed.

File drawers include file bars for front to back and side to side filing.

Reff Cabinetry
 Cabinets (use with 28^{3/8}" h support components)
 40^{1/2}" high
 metal interior

description	w	d	h	pattern no.	L	V1	V2	V3
3 Drawer lateral file with anit-tip bar device	30"	20"	40 ^{1/2} "	QRC332DHF () () L () ()	\$2,036.	\$2,669.	\$3,069.	\$4,144.
	30"	24"	40 ^{1/2} "	QRC333DHF () () L () ()	2,267.	2,971.	3,417.	4,612.
	36"	20"	40 ^{1/2} "	QRC362DHF () () L () ()	2,629.	3,448.	3,965.	5,353.
	36"	24"	40 ^{1/2} "	QRC363DHF () () L () ()	2,902.	3,805.	4,376.	5,907.



Order Code

Example:	QRC332DHFLWJL
QR	Reff Standard Special
C	Cabinets
3	40 ^{1/2} " high
3	30" wide
2	20" deep
DH	Desk height
F	File drawer
L	Laminate finish type
W	Wood interior
J	Routed pull
L	Lock drilling

Specification Information

To order please specify pattern number including:

1. Finish type
2. Interior option
3. Pull option
4. Finish, cabinet
5. Finish, pull when applicable
6. Keying instructions

***After specifying product code, provide keying instructions.**

1. Finish type:
 L = Laminate
 1 = V1
 2 = V2
 2 = V3

2. Interior options:
 W = Wood

Application Notes

Key alike are field installed using the KnollKey order form. Random locks are factory installed.

File drawers include file bars for front to back and side to side filing.

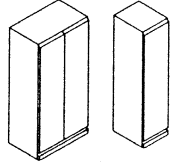
Reff Cabinetry

Cabinets (use with 28³/₈" h support components)

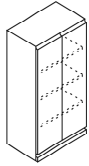
68" high

wood interior

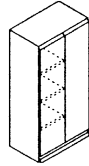
description	w	d	h	pattern no.	L	V1	V2	V3
Cabinet with hinged doors for coat rod and boot tray*	16"	20"	68"	QRC612DHD (L/R) () W () () ()	\$1,963.	\$2,571.	\$2,957.	\$3,991.
	16"	24"	68"	QRC613DHD (L/R) () W () () ()	2,150.	2,818.	3,241.	4,375.
	30"	20"	68"	QRC632DHD () W () () ()	2,397.	3,141.	3,612.	4,876.
	30"	24"	68"	QRC633DHD () W () () ()	2,469.	3,241.	3,727.	5,032.
	36"	20"	68"	QRC662DHD () W () () ()	2,654.	3,480.	4,002.	5,403.
	36"	24"	68"	QRC663DHD () W () () ()	2,712.	3,579.	4,116.	5,556.



Cabinet with hinged doors and 3 adj. shelves	16"	20"	68"	QRC612DHC (L/R) () () ()	2,241.	2,937.	3,378.	4,560.
	16"	24"	68"	QRC613DHC (L/R) () () ()	2,483.	3,253.	3,741.	5,051.
	30"	20"	68"	QRC632DHC () () ()	2,919.	3,825.	4,399.	5,939.
	30"	24"	68"	QRC633DHC () () ()	3,208.	4,207.	4,838.	6,531.
	36"	20"	68"	QRC662DHC () () ()	3,177.	4,161.	4,785.	6,460.
	36"	24"	68"	QRC663DHC () () ()	3,466.	4,543.	5,224.	7,053.



Cabinet with full height doors half wardrobe and half shelves	30"	20"	68"	QRC632DHE (L/R) () () ()	3,366.	4,410.	5,072.	6,847.
	30"	24"	68"	QRC633DHE (L/R) () () ()	4,406.	5,778.	6,645.	8,970.
	36"	20"	68"	QRC662DHE (L/R) () () ()	3,703.	4,850.	5,577.	7,529.
	36"	24"	68"	QRC663DHE (L/R) () () ()	4,085.	5,357.	6,161.	8,317.



Left hand shown

Order Code

Example:	QRC612DHDLWJN
QR	Reff Standard Special
C	Cabinets
6	68" high
1	16" wide
2	20" deep
DH	Desk height
D	Wardrobe
L	Left hand hinge location
L	Laminate finish type
W	Wood interior
J	Routed pull
N	No lock drilling

Specification Information

To order please specify pattern number including:

- Hinge location, where applicable
- Finish type
- Interior option
- Pull option
- Lock option, where applicable
- Finish, cabinet
- Finish, pull when applicable
- Keying instructions

***After specifying product code, provide keying instructions.**

1. Hinge location:
L = Left hand
R = Right hand

2. Finish type:
L = Laminate
1 = V1
2 = V2
3 = V3

3. Interior options:
W = Wood

4. Pull options:
D = Metal D-pull
J = Routed pull
C = Nickel C-pull (nickel finish only)
S = S-pull (stainless steel finish only)

5. Lock options:
L = Lock hole drilled
N = No lock drilling

8. Refer to page 190 for keying instructions.

Product on this page excluding J-pull option will accept woodgrain laminate where laminate is currently an option.

List price for woodgrain laminate options will be current published laminate list price plus 10%.

Specify shelf paint finish on open cabinets with metal interiors.

Please note: Shelf adjustability is limited to approximately 2.5" up or down per shelf from predetermined shelf height.

Application Notes

Key alike are field installed using the KnollKey order form. Random locks are factory installed.

Cabinets do not come with lock included. Keying instructions must accompany all cabinet orders.

Hinge door cabinets have optional lock drilling which can be specified in the cabinet product code.

*Note:
Wardrobe cabinets do not come equipped with coat rod and boot tray. Please specify separately from standard Reff price list.

File drawers include file bars for front to back and side to side filing.

File drawers do not support bottom loading.

Applicable finishes are listed on page 93 and 94.

Reff Cabinetry

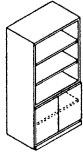
Cabinets (use with 28³/₈" h support components)

68" high

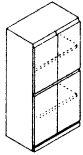
wood interior

Standard Specials Systems

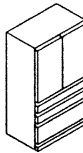
description	w	d	h	pattern no.	L	V1	V2	V3
Cabinet with two 24 ¹ / ₄ " doors and two adj. shelves	30"	20"	68"	QRC632DHH () () ()	\$2,620.	\$3,438.	\$3,954.	\$5,338.
	30"	24"	68"	QRC633DHH () () ()	2,877.	3,772.	4,337.	5,855.
	36"	20"	68"	QRC662DHH () () ()	2,877.	3,772.	4,337.	5,855.
	36"	24"	68"	QRC663DHH () () ()	3,133.	4,110.	4,727.	6,381.



Cabinet with two sets of hinged doors, two pull-out shelves and ventilation. Audio visual cabinet	30"	20"	68"	QRC632DHI () () ()	3,673.	4,814.	5,536.	7,473.
	30"	24"	68"	QRC633DHI () () ()	4,043.	5,298.	6,093.	8,226.
	36"	20"	68"	QRC662DHI () () ()	3,929.	5,152.	5,925.	7,999.
	36"	24"	68"	QRC663DHI () () ()	4,299.	5,637.	6,483.	8,752.



Cabinet with BBF below and hinged doors above	16"	20"	68"	QRC612DHP (L/R) () () ()	2,746.	3,596.	4,136.	5,583.
	16"	24"	68"	QRC613DHP (L/R) () () ()	3,029.	3,970.	4,565.	6,163.
	30"	20"	68"	QRC632DHP () () ()	3,205.	4,200.	4,830.	6,521.
	30"	24"	68"	QRC633DHP () () ()	3,520.	4,613.	5,305.	7,161.
	36"	20"	68"	QRC662DHP () () ()	3,527.	4,619.	5,312.	7,172.
	36"	24"	68"	QRC663DHP () () ()	3,868.	5,075.	5,836.	7,878.



Order Code

Example:	QRC612DHDLWJN
QR	Reff Standard Special
C	Cabinets
6	68" high
1	16" wide
2	20" deep
DH	Desk height
D	Wardrobe
L	Left hand hinge location
L	Laminate finish type
W	Wood interior
J	Routed pull
N	No lock drilling

Specification Information

To order please specify pattern number including:

- Hinge location, where applicable
- Finish type
- Interior option
- Pull option
- Lock option, where applicable
- Finish, cabinet
- Finish, pull when applicable
- Keying instructions

***After specifying product code, provide keying instructions.**

1. Hinge location:
L = Left hand
R = Right hand

2. Finish type:
L = Laminate
1 = V1
2 = V2
3 = V3

3. Interior options:
W = Wood

4. Pull options:
D = Metal D-pull
J = Routed pull
C = Nickel C-pull (nickel finish only)
S = S-pull (stainless steel finish only)

5. Lock options:
L = Lock hole drilled
N = No lock drilling

8. Refer to page 190 for keying instructions.

Product on this page excluding J-pull option will accept woodgrain laminate where laminate is currently an option.

List price for woodgrain laminate options will be current published laminate list price plus 10%.

Specify shelf paint finish on open cabinets with metal interiors.

Please note: Shelf adjustability is limited to approximately 2.5" up or down per shelf from predetermined shelf height.

Application Notes

Key alike are field installed using the KnollKey order form. Random locks are factory installed.

Cabinets do not come with lock included. Keying instructions must accompany all cabinet orders.

Hinge door cabinets have optional lock drilling which can be specified in the cabinet product code.

*Note:
Wardrobe cabinets do not come equipped with coat rod and boot tray. Please specify separately from standard Reff price list.

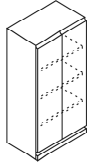
File drawers include file bars for front to back and side to side filing.

File drawers do not support bottom loading.

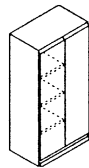
Applicable finishes are listed on page 93 and 94.

Reff Cabinetry
 Cabinets (use with 28³/₈" h support components)
 68" high
 metal interior

description	w	d	h	pattern no.	L	V1	V2	V3
Cabinet with hinged doors and 3 adj. shelves	16"	20"	68"	QRC612DHC (L/R)() () ()	\$2,078.	\$2,717.	\$3,125.	\$4,219.
	16"	24"	68"	QRC613DHC (L/R)() () ()	2,316.	3,036.	3,492.	4,714.
	30"	20"	68"	QRC632DHC () () () ()	2,754.	3,611.	4,152.	5,606.
	30"	24"	68"	QRC633DHC () () () ()	3,042.	3,989.	4,587.	6,192.
	36"	20"	68"	QRC662DHC () () () ()	3,010.	3,946.	4,538.	6,126.
	36"	24"	68"	QRC663DHC () () () ()	3,297.	4,325.	4,973.	6,714.



Cabinet with full height doors half wardrobe and half shelves	30"	20"	68"	QRC632DHE (L/R)() () ()	3,200.	4,192.	4,821.	6,508.
	30"	24"	68"	QRC633DHE (L/R)() () ()	3,549.	4,650.	5,348.	7,219.
	36"	20"	68"	QRC662DHE (L/R)() () ()	3,535.	4,631.	5,326.	7,190.
	36"	24"	68"	QRC663DHE (L/R)() () ()	3,920.	5,140.	5,911.	7,980.



Left hand shown

Order Code

Example: **QRC612DHCLLMJL-114**

QR	Reff Standard Special
C	Cabinets
6	68" high
1	16" wide
2	20" deep
DH	Desk height
C	Hinged door w/ 3 adj. shelves
L	Left hand hinge location
L	Laminate finish type
M	Metal interior
J	Routed pull
L	Locking
114	Finish, Folkstone grey

Specification Information

To order please specify pattern number including:

- Hinge location, where applicable
- Finish type
- Interior option
- Pull option
- Lock option, where applicable
- Finish, cabinet
- Finish, pull when applicable
- Keying instructions

***After specifying product code, provide keying instructions.**

1. Hinge location:
 L = Left hand
 R = Right hand

2. Finish type:
 L = Laminate
 1 = V1
 2 = V2
 3 = V3

3. Interior options:
 M = Metal (If laminate case finish-shelves painted to match; if V1,V2 or V3 case finish-shelves painted black; drawer interiors painted black metal)

4. Pull options:
 D = Metal D-pull
 J = Routed pull
 C = Nickel C-pull (nickel finish only)
 S = S-pull (stainless steel finish only)

5. Lock options:
 L = Lock hole drilled
 N = No drilling

8. Refer to page 190 for keying instructions.

Product on this page excluding J-pull option will accept woodgrain laminate where laminate is currently an option.
 List price for woodgrain laminate options will be current published laminate list price plus 10%.

Key alike are field installed using the KnollKey order form. Random locks are factory installed.

Please note: Shelf adjustability is limited to approximately 2.5" up or down per shelf from predetermined shelf height.

Application Notes

Specify finish of metal shelves to match laminate.

Cabinets do not come with lock included. Keying instructions must accompany all cabinet orders.

Hinge door cabinets have optional lock drilling which can be specified in the cabinet product code.

*Wardrobe cabinets do not come equipped with coat rod and boot tray. Please specify separately. See page 0.

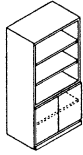
File drawers include file bars for front to back and side to side filing.

File drawers do not support bottom loading.

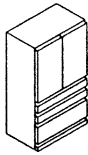
Applicable finishes are listed on page 0 and 0.

Reff Cabinetry
 Cabinets (use with 28³/₈" h support components)
 68" high
 metal interior

description	w	d	h	pattern no.	L	V1	V2	V3
Cabinet with two 24 ¹ / ₄ " doors and two adj. shelves	30"	20"	68"	QRC632DHH () () ()	\$2,454.	\$3,220.	\$3,703.	\$4,999.
	30"	24"	68"	QRC633DHH () () ()	2,713.	3,552.	4,085.	5,514.
	36"	20"	68"	QRC662DHH () () ()	2,713.	3,552.	4,085.	5,514.
	36"	24"	68"	QRC663DHH () () ()	2,970.	3,892.	4,476.	6,042.



Cabinet with BBF below and hinged doors above	16"	20"	68"	QRC612DHP (L/R) () () ()	2,580.	3,379.	3,886.	5,246.
	16"	24"	68"	QRC613DHP (L/R) () () ()	2,863.	3,755.	4,319.	5,830.
	30"	20"	68"	QRC632DHP () () ()	3,037.	3,980.	4,578.	6,180.
	30"	24"	68"	QRC633DHP () () ()	3,351.	4,394.	5,053.	6,822.
	36"	20"	68"	QRC662DHP () () ()	3,360.	4,401.	5,061.	6,833.
	36"	24"	68"	QRC663DHP () () ()	3,704.	4,852.	5,580.	7,533.



Order Code

Example: **QRC612DHCLLMJL-114**

QR	Reff Standard Special
C	Cabinets
6	68" high
1	16" wide
2	20" deep
DH	Desk height
C	Hinged door w/ 3 adj. shelves
L	Left hand hinge location
L	Laminate finish type
M	Metal interior
J	Routed pull
L	Locking
114	Finish, Folkstone grey

Specification Information

To order please specify pattern number including:

- Hinge location, where applicable
- Finish type
- Interior option
- Pull option
- Lock option, where applicable
- Finish, cabinet
- Finish, pull when applicable
- Keying instructions

***After specifying product code, provide keying instructions.**

1. Hinge location:
 L = Left hand
 R = Right hand

2. Finish type:
 L = Laminate
 1 = V1
 2 = V2
 3 = V3

3. Interior options:
 M = Metal (If laminate case finish-shelves painted to match; if V1,V2 or V3 case finish-shelves painted black; drawer interiors painted black metal)

4. Pull options:
 D = Metal D-pull
 J = Routed pull
 C = Nickel C-pull (nickel finish only)
 S = S-pull (stainless steel finish only)

5. Lock options:
 L = Lock hole drilled
 N = No drilling

8. Refer to page 190 for keying instructions.

Product on this page excluding J-pull option will accept woodgrain laminate where laminate is currently an option.
 List price for woodgrain laminate options will be current published laminate list price plus 10%.

Key alike are field installed using the KnollKey order form. Random locks are factory installed.

Please note: Shelf adjustability is limited to approximately 2.5" up or down per shelf from predetermined shelf height.

Application Notes

Specify finish of metal shelves to match laminate.

Cabinets do not come with lock included. Keying instructions must accompany all cabinet orders.

Hinge door cabinets have optional lock drilling which can be specified in the cabinet product code.

*Wardrobe cabinets do not come equipped with coat rod and boot tray. Please specify separately. See page 0.

File drawers include file bars for front to back and side to side filing.

File drawers do not support bottom loading.

Applicable finishes are listed on page 0 and 0.

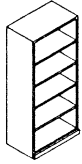
Reff Cabinetry

Cabinets (use with 28^{3/8}" h support components)

75" high

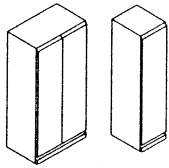
wood interior

description	w	d	h	pattern no.	L	V1	V2	V3
Cabinet with adjustable shelving for coat rod and boot tray	30"	15"	75"	QRC731DHBW () () ()	\$2,446.	\$3,188.	\$3,666.	\$4,949.
	36"	15"	75"	QRC761DHBW () () ()	2,740.	3,571.	4,107.	5,544.



4 adjustable shelves
 Note: Cabinet must be secured to wall to prevent tipping. Hardware is included.

Cabinet with hinged doors for coat rod and boot tray*	16"	20"	75"	QRC712DHD (L/R) () W () () ()	2,164.	2,819.	3,242.	4,376.
	16"	24"	75"	QRC713DHD (L/R) () W () () ()	2,377.	3,096.	3,560.	4,807.



Requires one lock core per cabinet
 Note: Wardrobe cabinets do not come equipped with coat rod and boot tray. Please specify separately from standard Reff price list.

Order Code	Specification Information	Application Notes
Example: QRC731DHBW(2)(V316)	To order please specify pattern number including:	Cabinets on this page are engineered to align with front sets of 28 ^{3/8} "h pedestals and are intended for "desk height" planning applications. Do not mix products from 26^{1/2}"h (standard height) planning model with 28^{3/8}"h (desk height) planning model in any one configuration.
QR Reff Standard Special		75" nominal height - actual height 75.125"
C Cabinet	1. Hinge location (where applicable) L = left hand R = right hand	Shelf adjustability is 2.5" up or down per shelf from equal drilled spacing.
7 75" h (nominal)	2. Finish type L = laminate 1 = V1 2 = V2 3 = V3	File drawers include file bars for front to back and side to side filing.
3 30" w (nominal)	3. Interior Option W = wood (shelves match case finish or wood drawer interiors)	File drawers support bottom loading.
1 15" d (nominal)	4. Pull Option (where applicable) D = metal D-pull (finish optional) J = routed J-pull (finish matches case) C = nickel finish C-pull (nickel finish only) S = S-pull (stainless steel finish only)	
DH Desk height		
B Open bookcase		
W Interior option, wood		
2 Finish type, V2		
V316 Finish, light maple		
	5. Lock option (where applicable) Optional hinged door configurations only Drawers always lock drilled L = drilled to accept lock N = no drilling	
	6. Cabinet finish	
	7. Optional pull finish where applicable	
	8. Optional drilling to support workwall, left side N = no drilling S0 = 19"h x 15"d S1 = 19"h x 20"d T0 = 23"h x 15"d T1 = 23"h x 20"d	
	9. Optional drilling to support workwall, right side *drilling options same as #8 above	

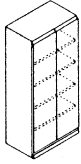
Applicable finishes are listed on page 93 and 94.

Product on this page excluding J-pull option will accept woodgrain laminate where laminate is currently an option. List price for woodgrain laminate options will be current published laminate list price plus 10%.

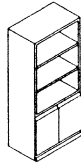
Cabinets do not come with lock included. Keying instructions must accompany all cabinet orders, refer to page 190. Random locks are factory installed. Key-alike are field installed using the KnollKey order form.

Reff Cabinetry
 Cabinets (use with 28^{3/8"} h support components)
 75" high
 wood interior

description	w	d	h	pattern no.	L	V1	V2	V3
Cabinet with hinged door and 4 adj. shelves	16"	20"	75"	QRC712DHC(L/R) () () ()	\$2,506.	\$3,283.	\$3,775.	\$5,096.
	16"	24"	75"	QRC713DHC(L/R) () () ()	2,760.	3,620.	4,163.	5,620.
	30"	20"	75"	QRC732DHC () () ()	3,220.	4,218.	4,850.	6,548.
	30"	24"	75"	QRC733DHC () () ()	3,554.	4,657.	5,355.	7,230.
	36"	20"	75"	QRC762DHC () () ()	3,539.	4,641.	5,337.	7,205.
	36"	24"	75"	QRC763DHC () () ()	3,910.	5,124.	5,893.	7,955.



Cabinet with two hinged 24 ^{1/4"} doors and two open adj. shelves	30"	20"	75"	QRC732DHH () () ()	3,090.	4,053.	4,661.	6,292.
	30"	24"	75"	QRC733DHH () () ()	3,398.	4,459.	5,127.	6,922.
	30"	24"	75"	QRC762DHH () () ()	3,382.	4,430.	5,095.	6,878.
	36"	24"	75"	QRC763DHH () () ()	3,690.	4,835.	5,560.	7,506.



Order Code	Specification Information	Application Notes
Example: QRC731DHBW(2)(V316)	<i>To order please specify pattern number including:</i>	
QR Reff Standard Special		
C Cabinet	1. <i>Hinge location (where applicable)</i> L = left hand R = right hand	
7 75" h (nominal)	2. <i>Finish type</i> L = laminate 1 = V1 2 = V2 3 = V3	
3 30" w (nominal)	3. <i>Interior Option</i> W = wood (shelves match case finish or wood drawer interiors)	
1 15" d (nominal)	4. <i>Pull Option (where applicable)</i> D = metal D-pull (finish optional) J = routed J-pull (finish matches case) C = nickel finish C-pull (nickel finish only) S = S-pull (stainless steel finish only)	
DH Desk height	5. <i>Lock option (where applicable)</i> Optional hinged door configurations only Drawers always lock drilled L = drilled to accept lock N = no drilling	Cabinets on this page are engineered to align with front sets of 28 ^{3/8"} h pedestals and are intended for "desk height" planning applications. Do not mix products from 26^{1/2"} h (standard height) planning model with 28^{3/8"} h (desk height) planning model in any one configuration.
B Open bookcase	6. <i>Cabinet finish</i>	75" nominal height - actual height 75.125"
W Interior option, wood	7. <i>Optional pull finish where applicable</i>	Shelf adjustability is 2.5" up or down per shelf from equal drilled spacing.
2 Finish type, V2	8. <i>Optional drilling to support workwall, left side</i> N = no drilling S0 = 19" h x 15" d S1 = 19" h x 20" d T0 = 23" h x 15" d T1 = 23" h x 20" d	File drawers include file bars for front to back and side to side filing.
V316 Finish, light maple	9. <i>Optional drilling to support workwall, right side</i> *drilling options same as #8 above	File drawers support bottom loading.

Applicable finishes are listed on page 93 and 94.

Product on this page excluding J-pull option will accept woodgrain laminate where laminate is currently an option. List price for woodgrain laminate options will be current published laminate list price plus 10%.

Cabinets do not come with lock included. Keying instructions must accompany all cabinet orders, refer to page 190. Random locks are factory installed. Key-alike are field installed using the KnollKey order form.

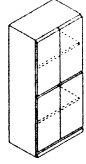
Reff Cabinetry

Cabinets (use with 28³/₈" h support components)

75" high

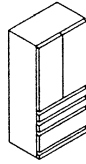
wood interior

description	w	d	h	pattern no.	L	V1	V2	V3
Cabinet with two sets of hinged doors, two pull-out shelves and ventilation. Audio visual cabinet	30"	20"	75"	QRC732DHI () () ()	\$4,071.	\$5,333.	\$6,133.	\$8,280.
	30"	24"	75"	QRC733DHI () () ()	4,493.	5,889.	6,772.	9,143.
	36"	20"	75"	QRC762DHI () () ()	4,415.	5,789.	6,657.	8,987.
	36"	24"	75"	QRC763DHI () () ()	4,876.	6,393.	7,352.	9,925.



Requires two lock cores per cabinet

Cabinet with BBF below and hinged doors above	16"	20"	75"	QRC712DHP(L/R) () () ()	2,912.	3,818.	4,391.	5,928.
	16"	24"	75"	QRC713DHP(L/R) () () ()	3,197.	4,191.	4,819.	6,506.
	30"	20"	75"	QRC732DHP () () ()	3,412.	4,472.	5,143.	6,943.
	30"	24"	75"	QRC733DHP () () ()	3,746.	4,907.	5,643.	7,619.
	36"	20"	75"	QRC762DHP () () ()	3,750.	4,914.	5,651.	7,629.
	36"	24"	75"	QRC763DHP () () ()	4,120.	5,399.	6,209.	8,382.



Requires two lock cores per cabinet

Order Code	Specification Information	Application Notes
Example: QRC731DHBW(2)(V316)	<i>To order please specify pattern number including:</i>	
QR Reff Standard Special	5. <i>Lock option (where applicable)</i>	Cabinets on this page are engineered to align with front sets of 28 ³ / ₈ " h pedestals and are intended for "desk height" planning applications. Do not mix products from 26¹/₂" h (standard height) planning model with 28³/₈" h (desk height) planning model in any one configuration. 75" nominal height - actual height 75.125" Shelf adjustability is 2.5" up or down per shelf from equal drilled spacing. File drawers include file bars for front to back and side to side filing. File drawers support bottom loading.
C Cabinet	1. <i>Hinge location (where applicable)</i>	
7 75" h (nominal)	L = left hand	
3 30" w (nominal)	R = right hand	
1 15" d (nominal)	2. <i>Finish type</i>	
DH Desk height	L = laminate	
B Open bookcase	1 = V1	
W Interior option, wood	2 = V2	
2 Finish type, V2	3 = V3	
V316 Finish, light maple	3. <i>Interior Option</i>	
	W = wood (shelves match case finish or wood drawer interiors)	
	4. <i>Pull Option (where applicable)</i>	
	D = metal D-pull (finish optional)	
	J = routed J-pull (finish matches case)	
	C = nickel finish C-pull (nickel finish only)	
	S = S-pull (stainless steel finish only)	
	6. <i>Cabinet finish</i>	
	7. <i>Optional pull finish where applicable</i>	
	8. <i>Optional drilling to support workwall, left side</i>	
	N = no drilling	
	S0 = 19"h x 15"d	
	S1 = 19"h x 20"d	
	T0 = 23"h x 15"d	
	T1 = 23"h x 20"d	
	9. <i>Optional drilling to support workwall, right side</i>	
	*drilling options same as #8 above	
	Product on this page excluding J-pull option will accept woodgrain laminate where laminate is currently an option.	
	List price for woodgrain laminate options will be current published laminate list price plus 10%.	
	Cabinets do not come with lock included. Keying instructions must accompany all cabinet orders, refer to page 190.	
	Random locks are factory installed. Key-alike are field installed using the KnollKey order form.	

Applicable finishes are listed on page 93 and 94.

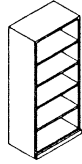
Reff Cabinetry

Cabinets (use with 28³/₈" h support components)

75" high

metal interior

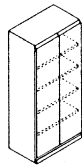
description	w	d	h	pattern no.	L	V1	V2	V3
Cabinet with adjustable shelving metal interior	30"	15"	75"	QRC731DHBM () () ()	\$2,280.	\$2,972.	\$3,418.	\$4,614.
	36"	15"	75"	QRC761DHBM () () ()	2,572.	3,352.	3,855.	5,204.



4 adjustable shelves

Note: Cabinet must be secured to wall to prevent tipping. Hardware is included.

Cabinet with hinged door and 4 adj. shelves	16"	20"	75"	QRC712DHC(L/R) () () ()	2,338.	3,062.	3,521.	4,753.
	16"	24"	75"	QRC713DHC(L/R) () () ()	2,596.	3,402.	3,912.	5,281.
	30"	20"	75"	QRC732DHC () () ()	3,052.	4,002.	4,602.	6,213.
	30"	24"	75"	QRC733DHC () () ()	3,386.	4,437.	5,103.	6,889.
	36"	20"	75"	QRC762DHC () () ()	3,374.	4,424.	5,087.	6,868.
	36"	24"	75"	QRC763DHC () () ()	3,744.	4,903.	5,639.	7,612.



Requires one lock core per cabinet

Shelves painted metal

Order Code	Specification Information	Application Notes
Example: QRC731DHBM(2)(V316)	<i>To order please specify pattern number including:</i>	
QR Ref Standard Special		
C Cabinet	1. <i>Hinge location (where applicable)</i> L = left hand R = right hand	
7 75" h (nominal)	2. <i>Finish type</i> L = laminate 1 = V1 2 = V2 3 = V3	
3 30" w (nominal)	3. <i>Interior Option</i> M = metal (metal shelves or metal drawers) *If laminate case, specify finish of metal shelves to match; if case V1 or V2 finish, shelves are black)	
1 15" d (nominal)	4. <i>Pull Option (where applicable)</i> D = metal D-pull (finish optional) J = routed J-pull (finish matches case) C = nickel finish C-pull (nickel finish only) S = S-pull (stainless steel finish only)	
DH Desk height	5. <i>Lock option (where applicable)</i> Optional hinged door configurations only Drawers always lock drilled L = drilled to accept lock N = no drilling	Cabinets on this page are engineered to align with front sets of 28 ³ / ₈ " h pedestals and are intended for "desk height" planning applications. Do not mix products from 26¹/₂" h (standard height) planning model with 28³/₈" h (desk height) planning model in any one configuration.
B Open bookcase	6. <i>Cabinet finish</i>	75" nominal height - actual height 75.125"
M Interior option, metal	7. <i>Optional pull finish where applicable</i>	Shelf adjustability is 2.5" up or down per shelf from equal drilled spacing.
2 Finish type, V2	8. <i>Optional drilling to support workwall, left side</i> N = no drilling S0 = 19" h x 15" d S1 = 19" h x 20" d T0 = 23" h x 15" d T1 = 23" h x 20" d	File drawers include file bars for front to back and side to side filing.
V316 Finish, light maple	9. <i>Optional drilling to support workwall, right side</i> *drilling options same as #8 above	File drawers support bottom loading.

Applicable finishes are listed on page 93 and 94.

Product on this page excluding J-pull option will accept woodgrain laminate where laminate is currently an option.
List price for woodgrain laminate options will be current published laminate list price plus 10%.

Cabinets do not come with lock included. Keying instructions must accompany all cabinet orders, refer to page 190.
Random locks are factory installed.
Key-alike are field installed using the KnollKey order form.

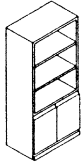
Reff Cabinetry

Cabinets (use with 28³/₈" h support components)

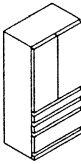
75" high

metal interior

description	w	d	h	pattern no.	L	V1	V2	V3
Cabinet with two hinged 24 ¹ / ₄ " doors and two open adj. shelves	30"	20"	75"	QRC732DHH () () ()	\$2,932.	\$3,837.	\$4,413.	\$5,957.
	30"	24"	75"	QRC733DHH () () ()	3,239.	4,240.	4,876.	6,583.
	30"	24"	75"	QRC762DHH () () ()	3,221.	4,218.	4,850.	6,548.
	36"	24"	75"	QRC763DHH () () ()	3,531.	4,621.	5,314.	7,174.



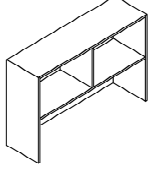
Cabinet with BBF below and hinged doors above	16"	20"	75"	QRC712DHP(L/R) () () ()	2,749.	3,599.	4,139.	5,587.
	16"	24"	75"	QRC713DHP(L/R) () () ()	3,029.	3,970.	4,565.	6,163.
	30"	20"	75"	QRC732DHP () () ()	3,243.	4,250.	4,887.	6,598.
	30"	24"	75"	QRC733DHP () () ()	3,578.	4,690.	5,394.	7,282.
	36"	20"	75"	QRC762DHP () () ()	3,584.	4,697.	5,402.	7,292.
	36"	24"	75"	QRC763DHP () () ()	3,955.	5,178.	5,955.	8,039.



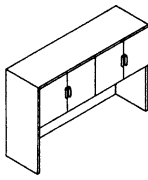
Order Code	Specification Information	Application Notes
Example: QRC731DHBM(2)(V316)	<i>To order please specify pattern number including:</i>	
QR Ref Standard Special	5. <i>Lock option (where applicable)</i>	Cabinets on this page are engineered to align with front sets of 28 ³ / ₈ "h pedestals and are intended for "desk height" planning applications. Do not mix products from 26¹/₂"h (standard height) planning model with 28³/₈"h (desk height) planning model in any one configuration.
C Cabinet	Optional hinged door configurations only	75" nominal height - actual height 75.125"
7 75" h (nominal)	Drawers always lock drilled	Shelf adjustability is 2.5" up or down per shelf from equal drilled spacing.
3 30" w (nominal)	L = drilled to accept lock	File drawers include file bars for front to back and side to side filing.
1 15" d (nominal)	N = no drilling	File drawers support bottom loading.
DH Desk height	6. <i>Cabinet finish</i>	
B Open bookcase	7. <i>Optional pull finish where applicable</i>	
M Interior option, metal	8. <i>Optional drilling to support workwall, left side</i>	
2 Finish type, V2	N = no drilling	
V316 Finish, light maple	S0 = 19"h x 15"d	
	S1 = 19"h x 20"d	
	T0 = 23"h x 15"d	
	T1 = 23"h x 20"d	
	9. <i>Optional drilling to support workwall, right side</i>	
	*drilling options same as #8 above	
	Product on this page excluding J-pull option will accept woodgrain laminate where laminate is currently an option.	
	List price for woodgrain laminate options will be current published laminate list price plus 10%.	
	Cabinets do not come with lock included. Keying instructions must accompany all cabinet orders, refer to page 190.	
	Random locks are factory installed. Key-alike are field installed using the KnollKey order form.	

Applicable finishes are listed on page 93 and 94.

Reff Overhead storage
*overdesk units, standard height planning model
 use with 1 1/4" worksurfaces and 26 1/2" h support*

description	d	w	h	doors	pattern no.	lam.	V1	V2	V3
For 1 1/4" worksurfaces Open, 14" deep 	14"	30"	44 1/4"		QROAO30T0 () () () ()	\$1,565.	\$1,956.	\$2,249.	\$3,037.
	14"	36"	44 1/4"		QROAO36T0 () () () ()	1,640.	2,054.	2,362.	3,189.
	14"	42"	44 1/4"		QROAO42T0 () () () ()	1,716.	2,152.	2,475.	3,341.
	14"	48"	44 1/4"		QROAO48T0 () () () ()	1,791.	2,250.	2,588.	3,493.
	14"	54"	44 1/4"		QROAO54T0 () () () ()	1,867.	2,348.	2,700.	3,645.
	14"	66"	44 1/4"		QROAO66T0 () () () ()	2,381.	2,991.	3,440.	4,644.
	14"	78"	44 1/4"		QROAO78T0 () () () ()	2,532.	2,701.	3,106.	4,193.
	14"	84"	44 1/4"		QROAO84T0 () () () ()	2,605.	3,285.	3,778.	5,100.

center divider on 42" and wider.

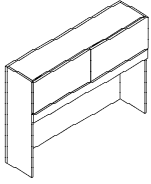
For 1 1/4" worksurfaces Hinged doors, 15" deep 	15"	30"	44 1/4"	2	QROAH30T0 () () () () () ()	2,289.	2,867.	3,297.	4,451.
	15"	36"	44 1/4"	2	QROAH36T0 () () () () () ()	2,423.	3,036.	3,491.	4,713.
	15"	42"	44 1/4"	3	QROAH42T0 () () () () () ()	2,556.	3,205.	3,686.	4,976.
	15"	48"	44 1/4"	3	QROAH48T0 () () () () () ()	2,689.	3,374.	3,880.	5,238.
	15"	54"	44 1/4"	3	QROAH54T0 () () () () () ()	2,823.	3,542.	4,073.	5,499.
	15"	66"	44 1/4"	4	QROAH66T0 () () () () () ()	3,577.	4,480.	5,152.	6,955.
	15"	78"	44 1/4"	4	QROAH78T0 () () () () () ()	3,843.	4,818.	5,541.	7,480.
	15"	84"	44 1/4"	6	QROAH84T0 () () () () () ()	3,977.	4,987.	5,735.	7,742.

Order Code	Specification Information	Application Notes
Example: QROAF30S0LJLBF118 ()	To order please specify pattern number including:	Shipped knocked-down.
QR Reff Standard Special		Open cabinets require no locks.
O Overhead		Tasklights not included.
A For 1 1/4" top mounting		Tackboard included, fabric railroaded.
F Flip door		C, D and S pulls are not available for flip door units.
30 30" wide		All flip door cabinets on this page are nominal 19"H not 23"H.
S Standard height		Open/hinge doors are nominal 23"H, actual 22 3/8".
0 15" deep		Locks are not factory installed.
L Finish type, laminate		Include grommet (black only) in back panel for task light cord. If used in open plan areas specify "no grommet."
J J-pull		Wire manager is included and mounts adjacent to tackboard. Specify color.
L Locks included		
BF Cord escape, back feed		
118 Finish, Bright White		
(W250) Fabric		
	1. Configuration option O = Open H = Hinged door F = Flip door	
	2. Width	
	3. Storage option S0 = 19"h x 15"d S1 = 19"h x 20"d T0 = 23"h x 15"d T1 = 23"h x 20"d	
	4. Finish type L = Laminate 1 = V1 2 = V2 3 = V3	
	5. Pull option for hinged door only D = Metal D-pull (for hinged doors only) J = Routed pull C = Nickel C-pull (nickel finish only, for hinged doors only) S = Stainless steel finish S-pull (stainless steel finish only, for hinged doors only)	
	6. Lock option L = Lockhole drilled N = No lock drilling	
	7. Cord escape option	
	8. Finish	
	9. Pull finish where applicable	
	10. Fabric for tackboard	
	Product on this page excluding J-pull option will accept woodgrain laminate where laminate is currently an option. List price for woodgrain laminate options will be current published laminate list price plus 10%.	
	*After specifying product code, provide keying instructions.	
	Overdesk unit will achieve 72" nominal height when used with correct top.	
	The clearance under the overhead to the top of the worksurface is approximately 21 1/4".	
	Applicable finishes are listed on page 93 and 94.	
	Odd numbered hinged door is always on left side, left hinged.	

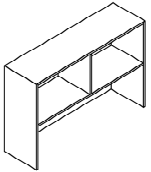
Reff Overhead storage

overdesk units, standard height planning model
use with 1 1/4" worksurfaces and 26 1/2" h support

description	d	w	h	doors	pattern no.	lam.	V1	V2	V3
For 1 1/4" worksurfaces	15"	30"	44 1/4"	1	QROAF30S0 () () () ()	\$1,509.	\$2,059.	\$2,368.	\$3,197.
Flip doors, 15" deep	15"	36"	44 1/4"	1	QROAF36S0 () () () ()	1,736.	2,367.	2,722.	3,675.
	15"	42"	44 1/4"	1	QROAF42S0 () () () ()	1,962.	2,675.	3,076.	4,153.
	15"	48"	44 1/4"	1	QROAF48S0 () () () ()	2,189.	2,983.	3,430.	4,631.
	15"	54"	44 1/4"	2	QROAF54S0 () () () ()	2,415.	3,291.	3,785.	5,109.
	15"	66"	44 1/4"	2	QROAF66S0 () () () ()	2,869.	4,171.	4,797.	6,475.
	15"	78"	44 1/4"	2	QROAF78S0 () () () ()	3,717.	4,754.	5,467.	7,381.
	15"	90"	44 1/4"	2	QROAF90S0 () () () ()	3,807.	4,883.	5,615.	7,581.



For 1 1/4" worksurfaces	19"	30"	44 1/4"		QROAO30T1 () () () ()	1,657.	2,061.	2,370.	3,200.
Open, 19" deep	19"	36"	44 1/4"		QROAO36T1 () () () ()	1,738.	2,169.	2,494.	3,367.
	19"	42"	44 1/4"		QROAO42T1 () () () ()	1,820.	2,276.	2,617.	3,533.
	19"	48"	44 1/4"		QROAO48T1 () () () ()	1,901.	2,384.	2,742.	3,701.
	19"	54"	44 1/4"		QROAO54T1 () () () ()	1,982.	2,491.	2,865.	3,867.
	19"	66"	44 1/4"		QROAO66T1 () () () ()	2,520.	3,166.	3,641.	4,915.
	19"	78"	44 1/4"		QROAO78T1 () () () ()	2,602.	3,381.	3,888.	5,249.
	19"	84"	44 1/4"		QROAO84T1 () () () ()	2,766.	3,488.	4,011.	5,415.

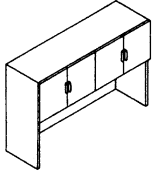


center divider on 42" and wider.

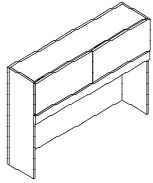
Order Code	Specification Information	Application Notes
Example: QROAF30S0LJLBF118()	<i>To order please specify pattern number including:</i>	Shipped knocked-down.
QR Reff Standard Special	1. <i>Configuration option</i>	Open cabinets require no locks.
O Overhead	O = Open	Tasklights not included.
A For 1 1/4" top mounting	H = Hinged door	Tackboard included, fabric railroaded.
F Flip door	F = Flip door	C, D and S pulls are not available for flip door units.
30 30" wide	2. <i>Width</i>	All flip door cabinets on this page are nominal 19"H not 23"H.
S Standard height	3. <i>Storage option</i>	Open/hinge doors are nominal 23"H, actual 22 3/8".
0 15" deep	S0 = 19"h x 15"d	Locks are not factory installed.
L Finish type, laminate	S1 = 19"h x 20"d	Include grommet (black only) in back panel for task light cord. If used in open plan areas specify "no grommet."
J J-pull	T0 = 23"h x 15"d	Wire manager is included and mounts adjacent to tackboard. Specify color.
L Locks included	T1 = 23"h x 20"d	
BF Cord escape, back feed	4. <i>Finish type</i>	
118 Finish, Bright White	L = Laminate	
(W250) Fabric	1 = V1	
	2 = V2	
	3 = V3	
	5. <i>Pull option for hinged door only</i>	
	D = Metal D-pull (for hinged doors only)	
	J = Routed pull	
	C = Nickel C-pull (nickel finish only, for hinged doors only)	
	S = Stainless steel finish S-pull (stainless steel finish only, for hinged doors only)	
	6. <i>Lock option</i>	
	L = Lockhole drilled	
	N = No lock drilling	
	7. Cord escape option	
	8. Finish	
	9. Pull finish where applicable	
	10. Fabric for tackboard	
	Product on this page excluding J-pull option will accept woodgrain laminate where laminate is currently an option.	
	List price for woodgrain laminate options will be current published laminate list price plus 10%.	
	*After specifying product code, provide keying instructions.	
	Overdesk unit will achieve 72" nominal height when used with correct top.	
	The clearance under the overhead to the top of the worksurface is approximately 21 1/4".	
	Applicable finishes are listed on page 93 and 94.	
	Odd numbered hinged door is always on left side, left hinged.	

Reff Overhead storage
*overdesk units, standard height planning model
 use with 1 1/4" worksurfaces and 26 1/2" h support*

description	d	w	h	doors	pattern no.	lam.	V1	V2	V3
For 1 1/4" worksurfaces	20"	30"	44 1/4"	2	QROAH30T1 () () () () () ()	\$2,411.	\$3,020.	\$3,473.	\$4,689.
Hinged doors, 20" deep	20"	36"	44 1/4"	2	QROAH36T1 () () () () () ()	2,555.	3,201.	3,681.	4,970.
	20"	42"	44 1/4"	3	QROAH42T1 () () () () () ()	2,699.	3,383.	3,890.	5,252.
	20"	48"	44 1/4"	3	QROAH48T1 () () () () () ()	2,843.	3,565.	4,100.	5,535.
	20"	54"	44 1/4"	3	QROAH54T1 () () () () () ()	2,987.	3,747.	4,309.	5,817.
	20"	66"	44 1/4"	4	QROAH66T1 () () () () () ()	3,776.	4,729.	5,438.	7,342.
	20"	78"	44 1/4"	4	QROAH78T1 () () () () () ()	3,920.	5,094.	5,858.	7,908.
	20"	84"	44 1/4"	6	QROAH84T1 () () () () () ()	4,207.	5,276.	6,067.	8,191.

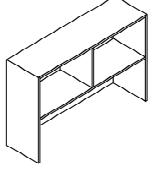


For 1 1/4" worksurfaces	20"	30"	44 1/4"	1	QROAF30S1 () () () ()	1,608.	2,191.	2,520.	3,402.
Flip doors, 20" deep	20"	36"	44 1/4"	1	QROAF36S1 () () () ()	1,846.	2,515.	2,892.	3,905.
	20"	42"	44 1/4"	1	QROAF42S1 () () () ()	2,083.	2,838.	3,264.	4,406.
	20"	48"	44 1/4"	1	QROAF48S1 () () () ()	2,320.	3,161.	3,635.	4,907.
	20"	54"	44 1/4"	2	QROAF54S1 () () () ()	2,557.	3,485.	4,008.	5,410.
	20"	66"	44 1/4"	2	QROAF66S1 () () () ()	3,030.	4,404.	5,065.	6,837.
	20"	78"	44 1/4"	2	QROAF78S1 () () () ()	3,929.	5,028.	5,782.	7,806.
	20"	90"	44 1/4"	2	QROAF90S1 () () () ()	4,031.	5,172.	5,948.	8,030.

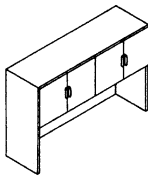


Order Code	Specification Information	Application Notes
Example: QROAF30S0LJLBF118()	To order please specify pattern number including:	Shipped knocked-down.
QR Reff Standard Special	1. Configuration option	Open cabinets require no locks.
O Overhead	0 = Open	Tasklights not included.
A For 1 1/4" top mounting	H = Hinged door	Tackboard included, fabric railroaded.
F Flip door	F = Flip door	C, D and S pulls are not available for flip door units.
30 30" wide	2. Width	All flip door cabinets on this page are nominal 19"H not 23"H.
S Standard height	3. Storage option	Open/hinge doors are nominal 23"H, actual 22 3/8".
0 15" deep	S0 = 19"h x 15"d	Locks are not factory installed.
L Finish type, laminate	S1 = 19"h x 20"d	Include grommet (black only) in back panel for task light cord. If used in open plan areas specify "no grommet."
J J-pull	T0 = 23"h x 15"d	Wire manager is included and mounts adjacent to tackboard. Specify color.
L Locks included	T1 = 23"h x 20"d	
BF Cord escape, back feed	4. Finish type	
118 Finish, Bright White	L = Laminate	
(W250) Fabric	1 = V1	
	2 = V2	
	3 = V3	
	5. Pull option for hinged door only	
	D = Metal D-pull (for hinged doors only)	
	J = Routed pull	
	C = Nickel C-pull (nickel finish only, for hinged doors only)	
	S = Stainless steel finish S-pull (stainless steel finish only, for hinged doors only)	
	6. Lock option	
	L = Lockhole drilled	
	N = No lock drilling	
	7. Cord escape option	
	8. Finish	
	9. Pull finish where applicable	
	10. Fabric for tackboard	
	Product on this page excluding J-pull option will accept woodgrain laminate where laminate is currently an option.	
	List price for woodgrain laminate options will be current published laminate list price plus 10%.	
	*After specifying product code, provide keying instructions.	
	Overdesk unit will achieve 72" nominal height when used with correct top.	
	The clearance under the overhead to the top of the worksurface is approximately 21 1/4".	
	Applicable finishes are listed on page 93 and 94.	
	Odd numbered hinged door is always on left side, left hinged.	

Reff Overhead storage
*overdesk units, standard height planning model
 use with 1³/₄" worksurfaces and 26¹/₂"h support*

description	d	w	h	doors	pattern no.	lam.	V1	V2	V3
For 1 ³ / ₄ " worksurfaces Open, 14" deep 	14"	30"	43 ³ / ₄ "		QROB030T0 () () () ()	\$1,429.	\$1,809.	\$2,080.	\$2,808.
	14"	36"	43 ³ / ₄ "		QROB036T0 () () () ()	1,543.	1,952.	2,245.	3,030.
	14"	42"	43 ³ / ₄ "		QROB042T0 () () () ()	1,658.	2,095.	2,409.	3,252.
	14"	48"	43 ³ / ₄ "		QROB048T0 () () () ()	1,772.	2,237.	2,573.	3,473.
	14"	54"	43 ³ / ₄ "		QROB054T0 () () () ()	1,887.	2,380.	2,737.	3,695.
	14"	66"	43 ³ / ₄ "		QROB066T0 () () () ()	2,392.	3,027.	3,481.	4,699.
	14"	78"	43 ³ / ₄ "		QROB078T0 () () () ()	2,621.	3,312.	3,809.	5,142.
	14"	84"	43 ³ / ₄ "		QROB084T0 () () () ()	2,735.	3,455.	3,973.	5,364.

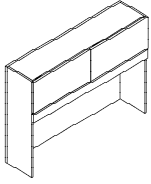
center divider on 42" and wider.

For 1 ³ / ₄ " worksurfaces Hinged doors, 15" deep 	15"	30"	43 ³ / ₄ "	2	QROBH30T0 () () () () () ()	2,316.	2,896.	3,330.	4,496.
	15"	36"	43 ³ / ₄ "	2	QROBH36T0 () () () () () ()	2,451.	3,067.	3,527.	4,762.
	15"	42"	43 ³ / ₄ "	3	QROBH42T0 () () () () () ()	2,585.	3,238.	3,724.	5,027.
	15"	48"	43 ³ / ₄ "	3	QROBH48T0 () () () () () ()	2,720.	3,409.	3,920.	5,292.
	15"	54"	43 ³ / ₄ "	3	QROBH54T0 () () () () () ()	2,854.	3,580.	4,117.	5,558.
	15"	66"	43 ³ / ₄ "	4	QROBH66T0 () () () () () ()	3,618.	4,530.	5,210.	7,033.
	15"	78"	43 ³ / ₄ "	4	QROBH78T0 () () () () () ()	3,887.	4,873.	5,604.	7,565.
	15"	84"	43 ³ / ₄ "	6	QROBH84T0 () () () () () ()	4,020.	5,045.	5,802.	7,832.

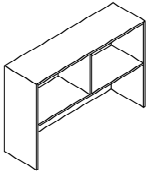
Order Code	Specification Information	Application Notes
Example: QROBF30S0LJLBF118()	To order please specify pattern number including:	Shipped knocked-down.
QR Reff Standard Special	1. Configuration option	Open cabinets require no locks.
O Overhead	O = Open	Tasklights not included.
B For 1 ³ / ₄ " top mounting	H = Hinged door	Tackboard included, fabric railroded.
F Flip door	F = Flip door	C, D and S pulls are not available for flip door units.
30 30" wide	2. Width	All flip door cabinets on this page are nominal 19"H not 23"H.
S Standard height	3. Storage option	Open/hinge doors are nominal 23"H, actual 22 ³ / ₈ ".
0 15" deep	S0 = 19"h x 15"d	Locks are not factory installed.
L Finish type, laminate	S1 = 19"h x 20"d	Include grommet (black only) in back panel for task light cord. If used in open plan areas specify "no grommet."
J J-pull	T0 = 23"h x 15"d	Wire manager is included and mounts adjacent to tackboard. Specify color.
L Locks included	T1 = 23"h x 20"d	
BF Cord escape, back feed	4. Finish type	
118 Finish, Bright White	L = Laminate	
(W250) Fabric	1 = V1	
	2 = V2	
	3 = V3	
	5. Pull option for hinged door only	
	D = Metal D-pull (for hinged doors only)	Applicable finishes are listed on page 93 and 94.
	J = Routed pull	Odd numbered hinged door is always on left side, left hinged.
	C = Nickel C-pull (nickel finish only, for hinged doors only)	
	S = Stainless steel finish S-pull (stainless steel finish only, for hinged doors only)	

Reff Overhead storage
*overdesk units, standard height planning model
 use with 1³/₄" worksurfaces and 26¹/₂"h support*

description	d	w	h	doors	pattern no.	lam.	V1	V2	V3
For 1 ³ / ₄ " worksurfaces	15"	30"	43 ³ / ₄ "	1	QROBF30S0 () () () ()	\$1,522.	\$2,079.	\$2,391.	\$3,228.
Flip doors, 15" deep	15"	36"	43 ³ / ₄ "	1	QROBF36S0 () () () ()	1,752.	2,392.	2,751.	3,714.
	15"	42"	43 ³ / ₄ "	1	QROBF42S0 () () () ()	1,982.	2,705.	3,111.	4,200.
	15"	48"	43 ³ / ₄ "	1	QROBF48S0 () () () ()	2,213.	3,017.	3,470.	4,684.
	15"	54"	43 ³ / ₄ "	2	QROBF54S0 () () () ()	2,443.	3,330.	3,829.	5,170.
	15"	66"	43 ³ / ₄ "	2	QROBF66S0 () () () ()	2,902.	4,219.	4,852.	6,550.
	15"	78"	43 ³ / ₄ "	2	QROBF78S0 () () () ()	3,759.	4,804.	5,525.	7,458.
	15"	90"	43 ³ / ₄ "	2	QROBF90S0 () () () ()	3,852.	4,943.	5,684.	7,674.



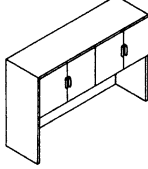
For 1 ³ / ₄ " worksurfaces	19"	30"	43 ³ / ₄ "		QROBO30T1 () () () ()	1,752.	2,183.	2,510.	3,389.
Open, 19" deep	19"	36"	43 ³ / ₄ "		QROBO36T1 () () () ()	1,815.	2,268.	2,608.	3,521.
	19"	42"	43 ³ / ₄ "		QROBO42T1 () () () ()	1,877.	2,353.	2,706.	3,653.
	19"	48"	43 ³ / ₄ "		QROBO48T1 () () () ()	1,940.	2,438.	2,804.	3,785.
	19"	54"	43 ³ / ₄ "		QROBO54T1 () () () ()	2,002.	2,523.	2,901.	3,917.
	19"	66"	43 ³ / ₄ "		QROBO66T1 () () () ()	2,550.	3,203.	3,683.	4,973.
	19"	78"	43 ³ / ₄ "		QROBO78T1 () () () ()	2,676.	3,374.	3,880.	5,238.
	19"	84"	43 ³ / ₄ "		QROBO84T1 () () () ()	2,739.	3,459.	3,978.	5,370.

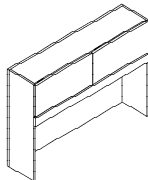


center divider on 42" and wider.

Order Code	Specification Information	Application Notes
Example: QROBF30S0LJLBF118()	To order please specify pattern number including:	Shipped knocked-down.
QR Reff Standard Special	1. Configuration option	Open cabinets require no locks.
O Overhead	O = Open	Tasklights not included.
B For 1 ³ / ₄ " top mounting	H = Hinged door	Tackboard included, fabric railroded.
F Flip door	F = Flip door	C, D and S pulls are not available for flip door units.
30 30" wide	2. Width	All flip door cabinets on this page are nominal 19"H not 23"H.
S Standard height	3. Storage option	Open/hinge doors are nominal 23"H, actual 22 ³ / ₈ ".
0 15" deep	S0 = 19"h x 15"d	Locks are not factory installed.
L Finish type, laminate	S1 = 19"h x 20"d	Include grommet (black only) in back panel for task light cord. If used in open plan areas specify "no grommet."
J J-pull	T0 = 23"h x 15"d	Wire manager is included and mounts adjacent to tackboard. Specify color.
L Locks included	T1 = 23"h x 20"d	
BF Cord escape, back feed	4. Finish type	
118 Finish, Bright White	L = Laminate	
(W250) Fabric	1 = V1	
	2 = V2	
	3 = V3	
	5. Pull option for hinged door only	
	D = Metal D-pull (for hinged doors only)	
	J = Routed pull	
	C = Nickel C-pull (nickel finish only, for hinged doors only)	
	S = Stainless steel finish S-pull (stainless steel finish only, for hinged doors only)	
	6. Lock option	
	L = Lockhole drilled	
	N = No lock drilling	
	7. Cord escape option	
	8. Finish	
	9. Pull finish where applicable	
	10. Fabric for tackboard	
	*After specifying product code, provide keying instructions.	
	Overdesk unit will achieve 72" nominal height when used with correct top.	
	The clearance under the overhead to the top of the worksurface is approximately 20 ³ / ₄ ".	
	Applicable finishes are listed on page 93 and 94.	
	Odd numbered hinged door is always on left side, left hinged.	

Reff Overhead storage
*overdesk units, standard height planning model
 use with 1³/₄" worksurfaces and 26¹/₂"h support*

description	d	w	h	doors	pattern no.	lam.	V1	V2	V3
For 1 ³ / ₄ " worksurfaces	20"	30"	43 ³ / ₄ "	2	QROBH30T1 () () () () () ()	\$2,441.	\$3,042.	\$3,498.	\$4,723.
Hinged doors, 20" deep 	20"	36"	43 ³ / ₄ "	2	QROBH36T1 () () () () () ()	2,587.	3,227.	3,711.	5,010.
	20"	42"	43 ³ / ₄ "	3	QROBH42T1 () () () () () ()	2,732.	3,413.	3,925.	5,299.
	20"	48"	43 ³ / ₄ "	3	QROBH48T1 () () () () () ()	2,877.	3,598.	4,138.	5,586.
	20"	54"	43 ³ / ₄ "	3	QROBH54T1 () () () () () ()	3,022.	3,783.	4,350.	5,873.
	20"	66"	43 ³ / ₄ "	4	QROBH66T1 () () () () () ()	3,820.	4,783.	5,500.	7,426.
	20"	78"	43 ³ / ₄ "	4	QROBH78T1 () () () () () ()	4,110.	5,153.	5,926.	8,000.
	20"	84"	43 ³ / ₄ "	4	QROBH84T1 () () () () () ()	4,254.	5,338.	6,139.	8,287.

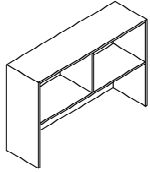
For 1 ³ / ₄ " worksurfaces	20"	30"	43 ³ / ₄ "	1	QROBF30S1 () () () ()	1,630.	2,217.	2,550.	3,442.
Flip doors, 20" deep 	20"	36"	43 ³ / ₄ "	1	QROBF36S1 () () () ()	1,869.	2,543.	2,924.	3,948.
	20"	42"	43 ³ / ₄ "	1	QROBF42S1 () () () ()	2,109.	2,869.	3,299.	4,454.
	20"	48"	43 ³ / ₄ "	1	QROBF48S1 () () () ()	2,348.	3,194.	3,673.	4,959.
	20"	54"	43 ³ / ₄ "	2	QROBF54S1 () () () ()	2,588.	3,520.	4,048.	5,465.
	20"	66"	43 ³ / ₄ "	2	QROBF66S1 () () () ()	3,066.	4,453.	5,121.	6,913.
	20"	78"	43 ³ / ₄ "	2	QROBF78S1 () () () ()	3,978.	5,088.	5,851.	7,899.
	20"	90"	43 ³ / ₄ "	2	QROBF90S1 () () () ()	4,079.	5,231.	6,016.	8,121.

Reff System

Order Code	Specification Information	Application Notes
Example: QROBF30S0LJLBF118()	<i>To order please specify pattern number including:</i>	Shipped knocked-down.
QR Reff Standard Special	1. <i>Configuration option</i> O = Open H = Hinged door F = Flip door	Open cabinets require no locks.
O Overhead	2. <i>Width</i>	Tasklights not included.
B For 1 ³ / ₄ " top mounting	3. <i>Storage option</i> S0 = 19"h x 15"d S1 = 19"h x 20"d T0 = 23"h x 15"d T1 = 23"h x 20"d	Tackboard included, fabric railroaded.
F Flip door	4. <i>Finish type</i> L = Laminate 1 = V1 2 = V2 3 = V3	C, D and S pulls are not available for flip door units.
30 30" wide	5. <i>Pull option for hinged door only</i> D = Metal D-pull (for hinged doors only) J = Routed pull C = Nickel C-pull (nickel finish only, for hinged doors only) S = Stainless steel finish S-pull (stainless steel finish only, for hinged doors only)	All flip door cabinets on this page are nominal 19"H not 23"H. Open/hinge doors are nominal 23"H, actual 22 ³ / ₈ ". Locks are not factory installed.
S Standard height	6. <i>Lock option</i> L = Lockhole drilled N = No lock drilling	Include grommet (black only) in back panel for task light cord. If used in open plan areas specify "no grommet."
0 15" deep	7. <i>Cord escape option</i>	Wire manager is included and mounts adjacent to tackboard. Specify color.
L Finish type, laminate	8. <i>Finish</i>	
J J-pull	9. <i>Pull finish where applicable</i>	
L Locks included	10. <i>Fabric for tackboard</i>	
BF Cord escape, back feed	<i>*After specifying product code, provide keying instructions.</i>	
118 Finish, Bright White	Overdesk unit will achieve 72" nominal height when used with correct top.	
(W250) Fabric	The clearance under the overhead to the top of the worksurface is approximately 20 ³ / ₄ ".	
	Applicable finishes are listed on page 93 and 94.	
	Odd numbered hinged door is always on left side, left hinged.	

Reff Overhead storage
overdesk units, desk height planning model
use with 1 1/4" worksurfaces and 28 3/8" h support

description	d	w	h	doors	pattern no.	lam.	V1	V2	V3
For 1 1/4" worksurfaces	14"	30"	45 1/2"		QROAO30T0DH () () ()	\$1,643.	\$2,054.	\$2,362.	\$3,189.
Open, 14" deep	14"	36"	45 1/2"		QROAO36T0DH () () ()	1,723.	2,157.	2,481.	3,349.
	14"	42"	45 1/2"		QROAO42T0DH () () ()	1,802.	2,260.	2,599.	3,509.
	14"	48"	45 1/2"		QROAO48T0DH () () ()	1,881.	2,363.	2,717.	3,669.
	14"	54"	45 1/2"		QROAO54T0DH () () ()	1,960.	2,466.	2,836.	3,828.
	14"	66"	45 1/2"		QROAO66T0DH () () ()	2,500.	3,141.	3,612.	4,876.
	14"	78"	45 1/2"		QROAO78T0DH () () ()	2,659.	3,347.	3,849.	5,196.
	14"	84"	45 1/2"		QROAO84T0DH () () ()	2,735.	3,449.	3,966.	5,355.



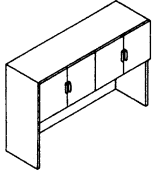
center divider on 42" and wider.

Order Code	Specification Information	Application Notes
Example: QROAO30T0DHLBF118()	<i>To order please specify pattern number including:</i>	<p>Products on this page are engineered to align with 75" h cabinets. Be sure storage dimension options and drilling options correspond accordingly. For storage options below the work surface, specify 28 3/8" h products. ; do not mix products from 26 1/2" h (standard height) planning model with 28 3/8" h (desk height) planning model in any one configuration.</p> <p>Overdesk unit will achieve 75" nominal height - actual height 75.125", when used with correct thickness of top.</p> <p>Clearance below overhead storage to top of work surface is approximately 23 1/8" h.</p> <p>Applicable finishes are listed on page 93 and 94.</p> <p>Odd numbered hinged door is always on left side, left hinged.</p>
QR Reff Standard Special	1. <i>Configuration option (embedded in pattern number)</i> O = Open H = Hinged doors F = Flip doors	
O Overhead	2. <i>Storage option (embedded in pattern number)</i> S0 = 19" h x 15" d S1 = 19" h x 20" d T0 = 23" h x 15" d T1 = 23" h x 20" d	
A For mounting on 1 1/4" thick top	3. <i>Finish type</i> L = laminate	
O Open	4. <i>Pull option</i> (Optional hinged door configurations only) D = metal D-pull (finish optional) J = routed J-pull (finish matches case) C = nickel finish C-pull (nickel finish only) S = S-pull (stainless steel finish only)	
30 30" wide	5. <i>Lock option</i> (Optional hinged door configurations only) L = drilled to accept lock N = no drilling	
T 23" h storage	6. <i>Tasklight cord escape</i> BF = back feed FF = front feed	
0 15" d storage	7. <i>Finish</i>	
DH desk height, 75" height overall	8. <i>Optional pull finish, where applicable</i>	
L Finish type, laminate	9. <i>Fabric for tackboard</i>	
BF Cord escape, back feed	Product on this page excluding J-pull option will accept woodgrain laminate where laminate is currently an option. List price for woodgrain laminate options will be current published laminate list price plus 10%.	
118 Finish, Bright White	Overdesk units do not come with lock included. Keying instructions must accompany all orders, refer to page 190. Random locks are factory installed. Key-alike are field installed using the KnollKey order form.	
() Fabric selection	Products on this page shipped knocked-down. Tasklights not included. Tackboard included, fabric orientation applied railroaded. Wire manager included and mounts adjacent to tackboard. Specify color. Include grommet (black only) in back panel for tasklight cord. If used in open plan areas, specify "no grommet"	

dimensions noted nominal

Reff Overhead storage
overdesk units, desk height planning model
use with 1 1/4" worksurfaces and 28 3/8" h support

description	d	w	h	doors	pattern no.	lam.	V1	V2	V3
For 1 1/4" worksurfaces	15"	30"	45 1/2"	2	QROAH30T0DH () () () () () ()	\$2,404.	\$3,011.	\$3,463.	\$4,675.
Hinged doors, 15" deep	15"	36"	45 1/2"	2	QROAH36T0DH () () () () () ()	2,544.	3,188.	3,666.	4,949.
	15"	42"	45 1/2"	3	QROAH42T0DH () () () () () ()	2,683.	3,365.	3,870.	5,224.
	15"	48"	45 1/2"	3	QROAH48T0DH () () () () () ()	2,824.	3,542.	4,073.	5,499.
	15"	54"	45 1/2"	3	QROAH54T0DH () () () () () ()	2,964.	3,719.	4,277.	5,774.
	15"	66"	45 1/2"	4	QROAH66T0DH () () () () () ()	3,756.	4,704.	5,410.	7,303.
	15"	78"	45 1/2"	4	QROAH78T0DH () () () () () ()	4,036.	5,059.	5,818.	7,854.
	15"	84"	45 1/2"	6	QROAH84T0DH () () () () () ()	4,176.	5,236.	6,021.	8,129.

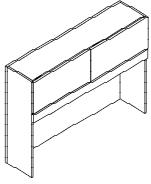


Order Code	Specification Information	Application Notes
Example: QROAO30T0DHLBF118()	To order please specify pattern number including:	<p>Products on this page are engineered to align with 75" h cabinets. Be sure storage dimension options and drilling options correspond accordingly. For storage options below the work surface, specify 28 3/8" h products. ; do not mix products from 26 1/2" h (standard height) planning model with 28 3/8" h (desk height) planning model in any one configuration.</p> <p>Overdesk unit will achieve 75" nominal height - actual height 75.125", when used with correct thickness of top.</p> <p>Clearance below overhead storage to top of work surface is approximately 23 1/8" h.</p> <p>Applicable finishes are listed on page 93 and 94.</p> <p>Odd numbered hinged door is always on left side, left hinged.</p>
QR Reff Standard Special	1. Configuration option (embedded in pattern number) O = Open H = Hinged doors F = Flip doors	
O Overhead	2. Storage option (embedded in pattern number) S0 = 19" h x 15" d S1 = 19" h x 20" d T0 = 23" h x 15" d T1 = 23" h x 20" d	
A For mounting on 1 1/4" thick top	3. Finish type L = laminate 1 = V1 2 = V2 3 = V3	
O Open	4. Pull option (Optional hinged door configurations only) D = metal D-pull (finish optional) J = routed J-pull (finish matches case) C = nickel finish C-pull (nickel finish only) S = S-pull (stainless steel finish only)	
30 30" wide	5. Lock option (Optional hinged door configurations only) L = drilled to accept lock N = no drilling	
T 23" h storage	6. Tasklight cord escape BF = back feed FF = front feed	
0 15" d storage	7. Finish	
DH desk height, 75" height overall	8. Optional pull finish, where applicable	
L Finish type, laminate	9. Fabric for tackboard	
BF Cord escape, back feed	Product on this page excluding J-pull option will accept woodgrain laminate where laminate is currently an option. List price for woodgrain laminate options will be current published laminate list price plus 10%.	
118 Finish, Bright White	Overdesk units do not come with lock included. Keying instructions must accompany all orders, refer to page 190. Random locks are factory installed. Key-alike are field installed using the KnollKey order form.	
() Fabric selection	Products on this page shipped knocked-down. Tasklights not included. Tackboard included, fabric orientation applied railroaded. Wire manager included and mounts adjacent to tackboard. Specify color. Include grommet (black only) in back panel for tasklight cord. If used in open plan areas, specify "no grommet"	

dimensions noted nominal

Reff Overhead storage
overdesk units, desk height planning model
use with 1 1/4" worksurfaces and 28 3/8" h support

description	d	w	h	doors	pattern no.	lam.	V1	V2	V3
For 1 1/4" worksurfaces	15"	30"	45 1/2"	1	QROAF30S0DH() () () ()	\$1,585.	\$2,162.	\$2,486.	\$3,357.
Flip doors, 15" deep	15"	36"	45 1/2"	1	QROAF36S0DH() () () ()	1,823.	2,485.	2,858.	3,858.
	15"	42"	45 1/2"	1	QROAF42S0DH() () () ()	2,060.	2,809.	3,230.	4,361.
	15"	48"	45 1/2"	1	QROAF48S0DH() () () ()	2,299.	3,132.	3,602.	4,862.
	15"	54"	45 1/2"	2	QROAF54S0DH() () () ()	2,536.	3,456.	3,974.	5,365.
	15"	66"	45 1/2"	2	QROAF66S0DH() () () ()	3,013.	4,380.	5,037.	6,800.
	15"	78"	45 1/2"	2	QROAF78S0DH() () () ()	3,903.	4,992.	5,741.	7,750.
	15"	90"	45 1/2"	2	QROAF90S0DH() () () ()	3,997.	5,127.	5,896.	7,960.

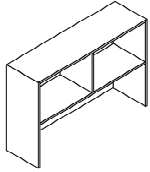


Order Code	Specification Information	Application Notes
Example: QROAO30T0DHLBF118()	<i>To order please specify pattern number including:</i>	<p>Products on this page are engineered to align with 75" h cabinets. Be sure storage dimension options and drilling options correspond accordingly. For storage options below the work surface, specify 28 3/8" h products. ; do not mix products from 26 1/2" h (standard height) planning model with 28 3/8" h (desk height) planning model in any one configuration.</p> <p>Overdesk unit will achieve 75" nominal height - actual height 75.125", when used with correct thickness of top.</p> <p>Clearance below overhead storage to top of work surface is approximately 23 1/8" h.</p> <p>Applicable finishes are listed on page 93 and 94.</p> <p>Odd numbered hinged door is always on left side, left hinged.</p>
QR Reff Standard Special	1. <i>Configuration option (embedded in pattern number)</i> O = Open H = Hinged doors F = Flip doors	
O Overhead	2. <i>Storage option (embedded in pattern number)</i> S0 = 19" h x 15" d S1 = 19" h x 20" d T0 = 23" h x 15" d T1 = 23" h x 20" d	
A For mounting on 1 1/4" thick top	3. <i>Finish type</i> L = laminate 1 = V1 2 = V2 3 = V3	
O Open	4. <i>Pull option</i> (Optional hinged door configurations only) D = metal D-pull (finish optional) J = routed J-pull (finish matches case) C = nickel finish C-pull (nickel finish only) S = S-pull (stainless steel finish only)	
30 30" wide	5. <i>Lock option</i> (Optional hinged door configurations only) L = drilled to accept lock N = no drilling	
T 23" h storage	6. <i>Tasklight cord escape</i> BF = back feed FF = front feed	
0 15" d storage	7. <i>Finish</i>	
DH desk height, 75" height overall	8. <i>Optional pull finish, where applicable</i>	
L Finish type, laminate	9. <i>Fabric for tackboard</i>	
BF Cord escape, back feed	Product on this page excluding J-pull option will accept woodgrain laminate where laminate is currently an option. List price for woodgrain laminate options will be current published laminate list price plus 10%.	
118 Finish, Bright White	Overdesk units do not come with lock included. Keying instructions must accompany all orders, refer to page 190. Random locks are factory installed. Key-alike are field installed using the KnollKey order form.	
() Fabric selection	Products on this page shipped knocked-down. Tasklights not included. Tackboard included, fabric orientation applied railroaded. Wire manager included and mounts adjacent to tackboard. Specify color. Include grommet (black only) in back panel for tasklight cord. If used in open plan areas, specify "no grommet"	

dimensions noted nominal

Reff Overhead storage
overdesk units, desk height planning model
use with 1 1/4" worksurfaces and 28 3/8" h support

description	d	w	h	doors	pattern no.	lam.	V1	V2	V3
For 1 1/4" worksurfaces	19"	30"	45 1/2"		QROAO30T1DH () () ()	\$1,739.	\$2,165.	\$2,490.	\$3,361.
Open, 19" deep	19"	36"	45 1/2"		QROAO36T1DH () () ()	1,825.	2,277.	2,619.	3,535.
	19"	42"	45 1/2"		QROAO42T1DH () () ()	1,910.	2,390.	2,749.	3,710.
	19"	48"	45 1/2"		QROAO48T1DH () () ()	1,997.	2,503.	2,878.	3,886.
	19"	54"	45 1/2"		QROAO54T1DH () () ()	2,082.	2,616.	3,008.	4,061.
	19"	66"	45 1/2"		QROAO66T1DH () () ()	2,647.	3,324.	3,823.	5,161.
	19"	78"	45 1/2"		QROAO78T1DH () () ()	2,732.	3,550.	4,082.	5,511.
	19"	84"	45 1/2"		QROAO84T1DH () () ()	2,904.	3,662.	4,211.	5,685.



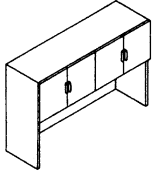
center divider on 42" and wider.

Order Code	Specification Information	Application Notes
Example: QROAO30T0DHLBF118()	<i>To order please specify pattern number including:</i>	<p>Products on this page are engineered to align with 75" h cabinets. Be sure storage dimension options and drilling options correspond accordingly. For storage options below the worksurface, specify 28 3/8" h products. ; do not mix products from 26 1/2" h (standard height) planning model with 28 3/8" h (desk height) planning model in any one configuration.</p> <p>Overdesk unit will achieve 75" nominal height - actual height 75.125", when used with correct thickness of top.</p> <p>Clearance below overhead storage to top of worksurface is approximately 23 1/8" h.</p> <p>Applicable finishes are listed on page 93 and 94.</p> <p>Odd numbered hinged door is always on left side, left hinged.</p>
QR Reff Standard Special	1. <i>Configuration option (embedded in pattern number)</i> O = Open H = Hinged doors F = Flip doors	
O Overhead	2. <i>Storage option (embedded in pattern number)</i> S0 = 19" h x 15" d S1 = 19" h x 20" d T0 = 23" h x 15" d T1 = 23" h x 20" d	
A For mounting on 1 1/4" thick top	3. <i>Finish type</i> L = laminate 1 = V1 2 = V2 3 = V3	
O Open	4. <i>Pull option</i> (Optional hinged door configurations only) D = metal D-pull (finish optional) J = routed J-pull (finish matches case) C = nickel finish C-pull (nickel finish only) S = S-pull (stainless steel finish only)	
30 30" wide	5. <i>Lock option</i> (Optional hinged door configurations only) L = drilled to accept lock N = no drilling	
T 23" h storage	6. <i>Tasklight cord escape</i> BF = back feed FF = front feed	
0 15" d storage	7. <i>Finish</i>	
DH desk height, 75" height overall	8. <i>Optional pull finish, where applicable</i>	
L Finish type, laminate	9. <i>Fabric for tackboard</i>	
BF Cord escape, back feed	Product on this page excluding J-pull option will accept woodgrain laminate where laminate is currently an option. List price for woodgrain laminate options will be current published laminate list price plus 10%.	
118 Finish, Bright White	Overdesk units do not come with lock included. Keying instructions must accompany all orders, refer to page 190. Random locks are factory installed. Key-alike are field installed using the KnollKey order form.	
() Fabric selection	Products on this page shipped knocked-down. Tasklights not included. Tackboard included, fabric orientation applied railroaded. Wire manager included and mounts adjacent to tackboard. Specify color. Include grommet (black only) in back panel for tasklight cord. If used in open plan areas, specify "no grommet"	

dimensions noted nominal

Reff Overhead storage
overdesk units, desk height planning model
use with 1 1/4" worksurfaces and 28 3/8" h support

description	d	w	h	doors	pattern no.	lam.	V1	V2	V3
For 1 1/4" worksurfaces	20"	30"	45 1/2"	2	QROAH30T1DH () () () () ()	\$2,531.	\$3,171.	\$3,647.	\$4,923.
Hinged doors, 20" deep	20"	36"	45 1/2"	2	QROAH36T1DH () () () () ()	2,682.	3,361.	3,865.	5,218.
	20"	42"	45 1/2"	3	QROAH42T1DH () () () () ()	2,833.	3,552.	4,085.	5,514.
	20"	48"	45 1/2"	3	QROAH48T1DH () () () () ()	2,984.	3,743.	4,304.	5,811.
	20"	54"	45 1/2"	3	QROAH54T1DH () () () () ()	3,136.	3,934.	4,524.	6,108.
	20"	66"	45 1/2"	4	QROAH66T1DH () () () () ()	3,965.	4,966.	5,711.	7,710.
	20"	78"	45 1/2"	4	QROAH78T1DH () () () () ()	4,116.	5,349.	6,151.	8,304.
	20"	84"	45 1/2"	6	QROAH84T1DH () () () () ()	4,417.	5,540.	6,371.	8,601.

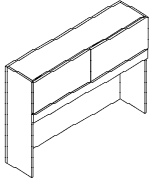


Order Code	Specification Information	Application Notes
Example: QROAO30T0DHLBF118()	To order please specify pattern number including:	<p>Products on this page are engineered to align with 75" h cabinets. Be sure storage dimension options and drilling options correspond accordingly. For storage options below the work surface, specify 28 3/8" h products. ; do not mix products from 26 1/2" h (standard height) planning model with 28 3/8" h (desk height) planning model in any one configuration.</p> <p>Overdesk unit will achieve 75" nominal height - actual height 75.125", when used with correct thickness of top.</p> <p>Clearance below overhead storage to top of work surface is approximately 23 1/8" h.</p> <p>Applicable finishes are listed on page 93 and 94.</p> <p>Odd numbered hinged door is always on left side, left hinged.</p>
QR Reff Standard Special	1. Configuration option (embedded in pattern number) O = Open H = Hinged doors F = Flip doors	
O Overhead	2. Storage option (embedded in pattern number) S0 = 19" h x 15" d S1 = 19" h x 20" d T0 = 23" h x 15" d T1 = 23" h x 20" d	
A For mounting on 1 1/4" thick top	3. Finish type L = laminate	
O Open	4. Pull option (Optional hinged door configurations only) D = metal D-pull (finish optional) J = routed J-pull (finish matches case) C = nickel finish C-pull (nickel finish only) S = S-pull (stainless steel finish only)	
30 30" wide	5. Lock option (Optional hinged door configurations only) L = drilled to accept lock N = no drilling	
T 23" h storage	6. Tasklight cord escape BF = back feed FF = front feed	
0 15" d storage	7. Finish	
DH desk height, 75" height overall	8. Optional pull finish, where applicable	
L Finish type, laminate	9. Fabric for tackboard	
BF Cord escape, back feed	Product on this page excluding J-pull option will accept woodgrain laminate where laminate is currently an option.	
118 Finish, Bright White	List price for woodgrain laminate options will be current published laminate list price plus 10%.	
() Fabric selection	Overdesk units do not come with lock included. Keying instructions must accompany all orders, refer to page 190. Random locks are factory installed. Key-alike are field installed using the KnollKey order form.	
	Products on this page shipped knocked-down.	
	Tasklights not included.	
	Tackboard included, fabric orientation applied railroaded.	
	Wire manager included and mounts adjacent to tackboard. Specify color.	
	Include grommet (black only) in back panel for tasklight cord. If used in open plan areas, specify "no grommet"	

dimensions noted nominal

Reff Overhead storage
overdesk units, desk height planning model
use with 1 1/4" worksurfaces and 28 3/8" h support

description	d	w	h	doors	pattern no.	lam.	V1	V2	V3
For 1 1/4" worksurfaces	20"	30"	45 1/2"	1	QROAF30S1DH () () () ()	\$1,689.	\$2,301.	\$2,646.	\$3,572.
Flip doors, 20" deep	20"	36"	45 1/2"	1	QROAF36S1DH () () () ()	1,938.	2,640.	3,036.	4,099.
	20"	42"	45 1/2"	1	QROAF42S1DH () () () ()	2,187.	2,980.	3,427.	4,626.
	20"	48"	45 1/2"	1	QROAF48S1DH () () () ()	2,436.	3,319.	3,817.	5,153.
	20"	54"	45 1/2"	2	QROAF54S1DH () () () ()	2,685.	3,659.	4,208.	5,681.
	20"	66"	45 1/2"	2	QROAF66S1DH () () () ()	3,181.	4,624.	5,318.	7,179.
	20"	78"	45 1/2"	2	QROAF78S1DH () () () ()	4,126.	5,279.	6,071.	8,196.
	20"	90"	45 1/2"	2	QROAF90S1DH () () () ()	4,233.	5,431.	6,246.	8,432.

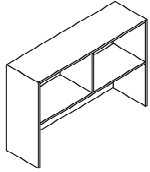


Order Code	Specification Information	Application Notes
Example: QROAO30T0DHLBF118()	To order please specify pattern number including:	<p>Products on this page are engineered to align with 75" h cabinets. Be sure storage dimension options and drilling options correspond accordingly. For storage options below the worksurface, specify 28 3/8" h products. ; do not mix products from 26 1/2" h (standard height) planning model with 28 3/8" h (desk height) planning model in any one configuration.</p> <p>Overdesk unit will achieve 75" nominal height - actual height 75.125", when used with correct thickness of top.</p> <p>Clearance below overhead storage to top of worksurface is approximately 23 1/8" h.</p> <p>Applicable finishes are listed on page 93 and 94.</p> <p>Odd numbered hinged door is always on left side, left hinged.</p>
QR Reff Standard Special		
O Overhead		
A For mounting on 1 1/4" thick top		
O Open		
30 30" wide		
T 23" h storage		
0 15" d storage		
DH desk height, 75" height overall		
L Finish type, laminate		
BF Cord escape, back feed		
118 Finish, Bright White		
() Fabric selection		
	<p>1. Configuration option (embedded in pattern number) O = Open H = Hinged doors F = Flip doors</p> <p>2. Storage option (embedded in pattern number) S0 = 19" h x 15" d S1 = 19" h x 20" d T0 = 23" h x 15" d T1 = 23" h x 20" d</p> <p>3. Finish type L = laminate 1 = V1 2 = V2 3 = V3</p> <p>4. Pull option (Optional hinged door configurations only) D = metal D-pull (finish optional) J = routed J-pull (finish matches case) C = nickel finish C-pull (nickel finish only) S = S-pull (stainless steel finish only)</p> <p>5. Lock option (Optional hinged door configurations only) L = drilled to accept lock N = no drilling</p> <p>6. Tasklight cord escape BF = back feed FF = front feed</p> <p>7. Finish</p> <p>8. Optional pull finish, where applicable</p> <p>9. Fabric for tackboard</p> <p>Product on this page excluding J-pull option will accept woodgrain laminate where laminate is currently an option. List price for woodgrain laminate options will be current published laminate list price plus 10%.</p> <p>Overdesk units do not come with lock included. Keying instructions must accompany all orders, refer to page 190. Random locks are factory installed. Key-alike are field installed using the KnollKey order form.</p> <p>Products on this page shipped knocked-down.</p> <p>Tasklights not included.</p> <p>Tackboard included, fabric orientation applied railroaded.</p> <p>Wire manager included and mounts adjacent to tackboard. Specify color.</p> <p>Include grommet (black only) in back panel for tasklight cord. If used in open plan areas, specify "no grommet"</p>	

dimensions noted nominal

Reff Overhead storage
overdesk units, desk height planning model
use with 1³/₄" worksurfaces and 28³/₈"h support

description	d	w	h	doors	pattern no.	L	V1	V2	V3
For 1 ³ / ₄ " worksurfaces	14"	30"	45"		QROBO30T0DH () () ()	\$1,501.	\$1,899.	\$2,184.	\$2,948.
Open, 14" deep	14"	36"	45"		QROBO36T0DH () () ()	1,620.	2,049.	2,356.	3,181.
	14"	42"	45"		QROBO42T0DH () () ()	1,741.	2,199.	2,529.	3,414.
	14"	48"	45"		QROBO48T0DH () () ()	1,861.	2,349.	2,701.	3,647.
	14"	54"	45"		QROBO54T0DH () () ()	1,981.	2,499.	2,874.	3,880.
	14"	66"	45"		QROBO66T0DH () () ()	2,511.	3,178.	3,655.	4,934.
	14"	78"	45"		QROBO78T0DH () () ()	2,752.	3,478.	4,000.	5,400.
	14"	84"	45"		QROBO84T0DH () () ()	2,872.	3,628.	4,172.	5,632.



center divider on 42" and wider.

Order Code	Specification Information	Application Notes
Example: QROBO30T0DHLBF118()	To order please specify pattern number including:	
QR Reff Standard Special		
O Overhead	1. Configuration option (embedded in pattern number) O = Open H = Hinged doors F = Flip doors	6. Tasklight cord escape BF = back feed FF = front feed
B For mounting on 1 ³ / ₄ " thick top	2. Storage option (embedded in pattern number) S0 = 19"h x 15"d S1 = 19"h x 20"d T0 = 23"h x 15"d T1 = 23"h x 20"d	7. Finish
O Open	3. Finish type L = laminate 1 = V1 2 = V2 3 = V3	8. Optional pull finish, where applicable
30 30" wide	4. Pull option (Optional hinged door configurations only) D = metal D-pull (finish optional) J = routed J-pull (finish matches case) C = nickel finish C-pull (nickel finish only) S = S-pull (stainless steel finish only)	9. Fabric for tackboard
T 23"h storage		Overdesk units do not come with lock included. Keying instructions must accompany all orders, refer to page 190. Random locks are factory installed. Key-alike are field installed using the KnollKey order form.
0 15"d storage		Products on this page shipped knocked-down.
DH desk height, 75" height overall		Tasklights not included.
L Finish type, laminate		Tackboard included, fabric orientation applied railroaded.
BF Cord escape, back feed		Wire manager included and mounts adjacent to tackboard. Specify color.
118 Finish, Bright White		Include grommet (black only) in back panel for tasklight cord. If used in open plan areas, specify "no grommet"
() Fabric selection	5. Lock option (Optional hinged door configurations only) L = drilled to accept lock N = no drilling	Products on this page are engineered to align with 75"h cabinets. Be sure storage dimension options and drilling options correspond accordingly. For storage options below the worksurface, specify 28 ³ / ₈ "h products; do not mix products from 26¹/₂"h (standard height) planning model with 28³/₈"h (desk height) planning model in any one configuration.

dimensions noted nominal

Overdesk unit will achieve 75" nominal height - actual height 75.125", when used with correct thickness of top.

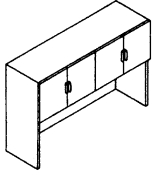
Clearance below overhead storage to top of worksurface is approximately 22⁵/₈"h.

Applicable finishes are listed on page 93 and 94.

Odd numbered hinged door is always on left side, left hinged.

Reff Overhead storage
overdesk units, desk height planning model
use with 1³/₄" worksurfaces and 28³/₈"h support

description	d	w	h	doors	pattern no.	L	V1	V2	V3
For 1 ³ / ₄ " worksurfaces	15"	30"	45"	2	QROBH30T0DH () () () () ()	\$2,432.	\$3,041.	\$3,497.	\$4,721.
Hinged doors, 15" deep	15"	36"	45"	2	QROBH36T0DH () () () () ()	2,574.	3,220.	3,703.	4,999.
	15"	42"	45"	3	QROBH42T0DH () () () () ()	2,715.	3,400.	3,910.	5,279.
	15"	48"	45"	3	QROBH48T0DH () () () () ()	2,856.	3,579.	4,116.	5,556.
	15"	54"	45"	3	QROBH54T0DH () () () () ()	2,997.	3,759.	4,323.	5,836.
	15"	66"	45"	4	QROBH66T0DH () () () () ()	3,798.	4,757.	5,471.	7,385.
	15"	78"	45"	4	QROBH78T0DH () () () () ()	4,082.	5,117.	5,885.	7,944.
	15"	84"	45"	4	QROBH84T0DH () () () () ()	4,221.	5,297.	6,092.	8,224.

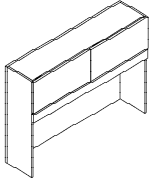


Order Code	Specification Information	Application Notes
Example: QROBO30T0DHLBF118()	<i>To order please specify pattern number including:</i>	
QR Reff Standard Special		
O Overhead	1. <i>Configuration option (embedded in pattern number)</i> O = Open H = Hinged doors F = Flip doors	6. <i>Tasklight cord escape</i> BF = back feed FF = front feed
B For mounting on 1 ³ / ₄ " thick top	2. <i>Storage option (embedded in pattern number)</i> S0 = 19"h x 15"d S1 = 19"h x 20"d T0 = 23"h x 15"d T1 = 23"h x 20"d	7. <i>Finish</i>
O Open	3. <i>Finish type</i> L = laminate 1 = V1 2 = V2 3 = V3	8. <i>Optional pull finish, where applicable</i>
30 30" wide	4. <i>Pull option</i> (Optional hinged door configurations only) D = metal D-pull (finish optional) J = routed J-pull (finish matches case) C = nickel finish C-pull (nickel finish only) S = S-pull (stainless steel finish only)	9. <i>Fabric for tackboard</i>
T 23"h storage		Overdesk units do not come with lock included. Keying instructions must accompany all orders, refer to page 190. Random locks are factory installed. Key-alike are field installed using the KnollKey order form.
0 15"d storage		Products on this page shipped knocked-down.
DH desk height, 75" height overall		Tasklights not included.
L Finish type, laminate		Tackboard included, fabric orientation applied railroaded.
BF Cord escape, back feed		Wire manager included and mounts adjacent to tackboard. Specify color.
118 Finish, Bright White		Include grommet (black only) in back panel for tasklight cord. If used in open plan areas, specify "no grommet"
() Fabric selection	5. <i>Lock option</i> (Optional hinged door configurations only) L = drilled to accept lock N = no drilling	Products on this page are engineered to align with 75"h cabinets. Be sure storage dimension options and drilling options correspond accordingly. For storage options below the worksurface, specify 28 ³ / ₈ "h products; do not mix products from 26¹/₂"h (standard height) planning model with 28³/₈"h (desk height) planning model in any one configuration.

dimensions noted nominal

Reff Overhead storage
overdesk units, desk height planning model
use with 1³/₄" worksurfaces and 28³/₈"h support

description	d	w	h	doors	pattern no.	L	V1	V2	V3
For 1 ³ / ₄ " worksurfaces	15"	30"	45"	1	QROBF30S0DH () () () ()	\$1,599.	\$2,183.	\$2,510.	\$3,389.
Flip doors, 15" deep	15"	36"	45"	1	QROBF36S0DH () () () ()	1,840.	2,511.	2,888.	3,898.
	15"	42"	45"	1	QROBF42S0DH () () () ()	2,082.	2,840.	3,266.	4,409.
	15"	48"	45"	1	QROBF48S0DH () () () ()	2,323.	3,168.	3,643.	4,918.
	15"	54"	45"	2	QROBF54S0DH () () () ()	2,565.	3,496.	4,020.	5,428.
	15"	66"	45"	2	QROBF66S0DH () () () ()	3,047.	4,429.	5,093.	6,876.
	15"	78"	45"	2	QROBF78S0DH () () () ()	3,947.	5,044.	5,801.	7,831.
	15"	90"	45"	2	QROBF90S0DH () () () ()	4,044.	5,190.	5,969.	8,057.

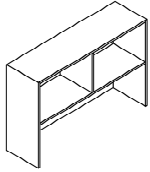


Order Code	Specification Information	Application Notes
Example: QROBO30T0DHLBF118 ()	<i>To order please specify pattern number including:</i>	
QR Reff Standard Special	1. <i>Configuration option (embedded in pattern number)</i>	6. <i>Tasklight cord escape</i>
O Overhead	O = Open	BF = back feed
B For mounting on 1 ³ / ₄ " thick top	H = Hinged doors	FF = front feed
O Open	F = Flip doors	7. <i>Finish</i>
30 30" wide	2. <i>Storage option (embedded in pattern number)</i>	8. <i>Optional pull finish, where applicable</i>
T 23"h storage	S0 = 19"h x 15"d	9. <i>Fabric for tackboard</i>
0 15"d storage	S1 = 19"h x 20"d	
DH desk height, 75" height overall	T0 = 23"h x 15"d	Overdesk units do not come with lock included. Keying instructions must accompany all orders, refer to page 190. Random locks are factory installed. Key-alike are field installed using the KnollKey order form.
L Finish type, laminate	T1 = 23"h x 20"d	Products on this page shipped knocked-down.
BF Cord escape, back feed	3. <i>Finish type</i>	Tasklights not included.
118 Finish, Bright White	L = laminate	Tackboard included, fabric orientation applied railroaded.
() Fabric selection	1 = V1	Wire manager included and mounts adjacent to tackboard. Specify color.
	2 = V2	Include grommet (black only) in back panel for tasklight cord. If used in open plan areas, specify "no grommet"
	3 = V3	
	4. <i>Pull option</i>	
	(Optional hinged door configurations only)	
	D = metal D-pull (finish optional)	
	J = routed J-pull (finish matches case)	
	C = nickel finish C-pull (nickel finish only)	
	S = S-pull (stainless steel finish only)	
	5. <i>Lock option</i>	
	(Optional hinged door configurations only)	
	L = drilled to accept lock	
	N = no drilling	

dimensions noted nominal

Reff Overhead storage
overdesk units, desk height planning model
use with 1³/₄" worksurfaces and 28³/₈"h support

description	d	w	h	doors	pattern no.	L	V1	V2	V3
For 1 ³ / ₄ " worksurfaces Open, 19" deep	19"	30"	45"		QROBO30T1DH () () ()	\$1,840.	\$2,292.	\$2,636.	\$3,558.
	19"	36"	45"		QROBO36T1DH () () ()	1,906.	2,381.	2,738.	3,697.
	19"	42"	45"		QROBO42T1DH () () ()	1,972.	2,471.	2,842.	3,836.
	19"	48"	45"		QROBO48T1DH () () ()	2,037.	2,560.	2,944.	3,974.
	19"	54"	45"		QROBO54T1DH () () ()	2,103.	2,649.	3,046.	4,113.
	19"	66"	45"		QROBO66T1DH () () ()	2,677.	3,363.	3,867.	5,221.
	19"	78"	45"		QROBO78T1DH () () ()	2,810.	3,542.	4,073.	5,499.
	19"	84"	45"		QROBO84T1DH () () ()	2,876.	3,632.	4,177.	5,639.



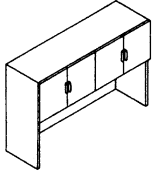
center divider on 42" and wider.

Order Code	Specification Information	Application Notes
Example: QROBO30T0DHLBF118()	To order please specify pattern number including:	<p>Products on this page are engineered to align with 75" h cabinets. Be sure storage dimension options and drilling options correspond accordingly. For storage options below the worksurface, specify 28³/₈" h products; do not mix products from 26¹/₂" h (standard height) planning model with 28³/₈" h (desk height) planning model in any one configuration.</p> <p>Overdesk unit will achieve 75" nominal height - actual height 75.125", when used with correct thickness of top.</p> <p>Clearance below overhead storage to top of worksurface is approximately 22⁵/₈" h.</p> <p>Applicable finishes are listed on page 93 and 94.</p> <p>Odd numbered hinged door is always on left side, left hinged.</p>
QR Reff Standard Special		
O Overhead		
B For mounting on 1 ³ / ₄ " thick top		
O Open		
30 30" wide		
T 23" h storage		
0 15" d storage		
DH desk height, 75" height overall		
L Finish type, laminate		
BF Cord escape, back feed		
118 Finish, Bright White		
() Fabric selection		
	<p>1. Configuration option (embedded in pattern number) O = Open H = Hinged doors F = Flip doors</p> <p>2. Storage option (embedded in pattern number) S0 = 19" h x 15" d S1 = 19" h x 20" d T0 = 23" h x 15" d T1 = 23" h x 20" d</p> <p>3. Finish type L = laminate 1 = V1 2 = V2 3 = V3</p> <p>4. Pull option (Optional hinged door configurations only) D = metal D-pull (finish optional) J = routed J-pull (finish matches case) C = nickel finish C-pull (nickel finish only) S = S-pull (stainless steel finish only)</p> <p>5. Lock option (Optional hinged door configurations only) L = drilled to accept lock N = no drilling</p> <p>6. Tasklight cord escape BF = back feed FF = front feed</p> <p>7. Finish</p> <p>8. Optional pull finish, where applicable</p> <p>9. Fabric for tackboard</p> <p>Overdesk units do not come with lock included. Keying instructions must accompany all orders, refer to page 190. Random locks are factory installed. Key-alike are field installed using the KnollKey order form.</p> <p>Products on this page shipped knocked-down.</p> <p>Tasklights not included.</p> <p>Tackboard included, fabric orientation applied railroaded.</p> <p>Wire manager included and mounts adjacent to tackboard. Specify color.</p> <p>Include grommet (black only) in back panel for tasklight cord. If used in open plan areas, specify "no grommet"</p>	

dimensions noted nominal

Reff Overhead storage
overdesk units, desk height planning model
use with 1³/₄" worksurfaces and 28³/₈"h support

description	d	w	h	doors	pattern no.	L	V1	V2	V3
For 1 ³ / ₄ " worksurfaces	20"	30"	45"	2	QROBH30T1DH () () () () ()	\$2,563.	\$3,194.	\$3,673.	\$4,959.
Hinged doors, 20" deep	20"	36"	45"	2	QROBH36T1DH () () () () ()	2,716.	3,389.	3,897.	5,261.
	20"	42"	45"	3	QROBH42T1DH () () () () ()	2,869.	3,583.	4,120.	5,563.
	20"	48"	45"	3	QROBH48T1DH () () () () ()	3,021.	3,778.	4,345.	5,865.
	20"	54"	45"	3	QROBH54T1DH () () () () ()	3,173.	3,972.	4,568.	6,167.
	20"	66"	45"	4	QROBH66T1DH () () () () ()	4,011.	5,022.	5,775.	7,797.
	20"	78"	45"	4	QROBH78T1DH () () () () ()	4,315.	5,411.	6,223.	8,401.
	20"	84"	45"	6	QROBH84T1DH () () () () ()	4,466.	5,605.	6,446.	8,702.

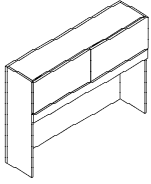


Order Code	Specification Information	Application Notes
Example: QROBO30T0DHLBF118()	<i>To order please specify pattern number including:</i>	
QR Reff Standard Special	1. <i>Configuration option (embedded in pattern number)</i>	6. <i>Tasklight cord escape</i>
O Overhead	O = Open	BF = back feed
B For mounting on 1 ³ / ₄ " thick top	H = Hinged doors	FF = front feed
O Open	F = Flip doors	7. <i>Finish</i>
30 30" wide	2. <i>Storage option (embedded in pattern number)</i>	8. <i>Optional pull finish, where applicable</i>
T 23"h storage	S0 = 19"h x 15"d	9. <i>Fabric for tackboard</i>
0 15"d storage	S1 = 19"h x 20"d	
DH desk height, 75" height overall	T0 = 23"h x 15"d	Overdesk units do not come with lock included. Keying instructions must accompany all orders, refer to page 190. Random locks are factory installed. Key-alike are field installed using the KnollKey order form.
L Finish type, laminate	T1 = 23"h x 20"d	Products on this page shipped knocked-down.
BF Cord escape, back feed	3. <i>Finish type</i>	Tasklights not included.
118 Finish, Bright White	L = laminate	Tackboard included, fabric orientation applied railroaded.
() Fabric selection	1 = V1	Wire manager included and mounts adjacent to tackboard. Specify color.
	2 = V2	Include grommet (black only) in back panel for tasklight cord. If used in open plan areas, specify "no grommet"
	3 = V3	
	4. <i>Pull option</i>	
	(Optional hinged door configurations only)	
	D = metal D-pull (finish optional)	
	J = routed J-pull (finish matches case)	
	C = nickel finish C-pull (nickel finish only)	
	S = S-pull (stainless steel finish only)	
	5. <i>Lock option</i>	
	(Optional hinged door configurations only)	
	L = drilled to accept lock	
	N = no drilling	

dimensions noted nominal

Reff Overhead storage
overdesk units, desk height planning model
use with 1³/₄" worksurfaces and 28³/₈"h support

description	d	w	h	doors	pattern no.	L	V1	V2	V3
For 1 ³ / ₄ " worksurfaces	20"	30"	45"	1	QROBF30S1DH () () () ()	\$1,711.	\$2,328.	\$2,677.	\$3,614.
Flip doors, 20" deep	20"	36"	45"	1	QROBF36S1DH () () () ()	1,962.	2,670.	3,070.	4,145.
	20"	42"	45"	1	QROBF42S1DH () () () ()	2,214.	3,012.	3,464.	4,676.
	20"	48"	45"	1	QROBF48S1DH () () () ()	2,466.	3,354.	3,857.	5,207.
	20"	54"	45"	2	QROBF54S1DH () () () ()	2,718.	3,696.	4,250.	5,738.
	20"	66"	45"	2	QROBF66S1DH () () () ()	3,219.	4,676.	5,377.	7,259.
	20"	78"	45"	2	QROBF78S1DH () () () ()	4,177.	5,343.	6,144.	8,295.
	20"	90"	45"	2	QROBF90S1DH () () () ()	4,283.	5,492.	6,316.	8,526.



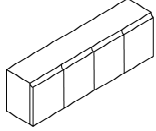
Order Code	Specification Information	Application Notes
Example: QROBO30T0DHLBF118 ()	<i>To order please specify pattern number including:</i>	
QR Reff Standard Special	1. <i>Configuration option (embedded in pattern number)</i>	6. <i>Tasklight cord escape</i> BF = back feed FF = front feed
O Overhead	O = Open	7. <i>Finish</i>
B For mounting on 1 ³ / ₄ " thick top	H = Hinged doors	8. <i>Optional pull finish, where applicable</i>
O Open	F = Flip doors	9. <i>Fabric for tackboard</i>
30 30" wide	2. <i>Storage option (embedded in pattern number)</i>	Overdesk units do not come with lock included. Keying instructions must accompany all orders, refer to page 190. Random locks are factory installed. Key-alike are field installed using the KnollKey order form.
T 23"h storage	S0 = 19"h x 15"d	Products on this page shipped knocked-down.
0 15"d storage	S1 = 19"h x 20"d	Tasklights not included.
DH desk height, 75" height overall	T0 = 23"h x 15"d	Tackboard included, fabric orientation applied railroaded.
L Finish type, laminate	T1 = 23"h x 20"d	Wire manager included and mounts adjacent to tackboard. Specify color.
BF Cord escape, back feed	3. <i>Finish type</i>	Include grommet (black only) in back panel for tasklight cord. If used in open plan areas, specify "no grommet"
118 Finish, Bright White	L = laminate	
() Fabric selection	1 = V1	
	2 = V2	
	3 = V3	
	4. <i>Pull option</i> (Optional hinged door configurations only)	
	D = metal D-pull (finish optional)	
	J = routed J-pull (finish matches case)	
	C = nickel finish C-pull (nickel finish only)	
	S = S-pull (stainless steel finish only)	
	5. <i>Lock option</i> (Optional hinged door configurations only)	
	L = drilled to accept lock	
	N = no drilling	

dimensions noted nominal

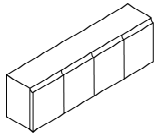
Reff Overhead storage panel hung and wall hung cabinets

Standard Specials Systems

description	h	w	d	locks req'd	doors	pattern no.	L	V1	V2	V3
Panel hung overhead cabinet (hinged door, no back)	19"	24"	14"	1	2	QROPH24S0 () () () ()	\$1,560.	\$1,610.	\$1,851.	\$2,500.
		42"	14"	2	3	QROPH42S0 () () () ()	2,052.	2,117.	2,435.	3,287.
		48"	14"	2	3	QROPH48S0 () () () ()	2,185.	2,255.	2,593.	3,501.
		54"	14"	2	3	QROPH54S0 () () () ()	2,224.	2,299.	2,644.	3,569.
		84"	14"	3	5	QROPH84S0 () () () ()	3,001.	3,100.	3,565.	4,813.



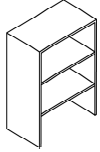
description	h	w	d	locks req'd	doors	pattern no.	L	V1	V2	V3
Wall hung overhead cabinet (hinged door, with back)	19"	24"	15"	1	2	QROMH24S0 () () () ()	2,850.	2,944.	3,386.	4,571.
		42"	15"	2	3	QROMH42S0 () () () ()	3,279.	3,383.	3,890.	5,252.
		48"	15"	2	3	QROMH48S0 () () () ()	3,390.	3,499.	4,024.	5,432.
		54"	15"	2	3	QROMH54S0 () () () ()	3,407.	3,520.	4,048.	5,465.
		66"	15"	2	4	QROMH66S0 () () () ()	3,605.	3,725.	4,284.	5,783.
		78"	15"	2	4	QROMH78S0 () () () ()	4,171.	4,308.	4,954.	6,688.
		84"	15"	3	6	QROMH84S0 () () () ()	4,643.	4,797.	5,517.	7,447.
		90"	15"	3	6	QROMH90S0 () () () ()	4,879.	5,041.	5,797.	7,826.
		96"	15"	3	6	QROMH96S0 () () () ()	5,115.	5,285.	6,078.	8,205.



Order Code	Specification Information	Application Notes
Example: QROPH24S0DLL	<i>To order please specify pattern number including:</i>	
QR Reff Standard Special	1. Configuration option (<i>embedded in pattern no.</i>) <i>H = Hinged door</i> <i>O = Open</i> <i>F = Flip door</i>	Panel-hung cabinets are shipped knocked-down. Wall-hung overhead cabinets are shipped assembled.
O Overhead	2. Storage option (<i>embedded in pattern no.</i>) <i>S0 = 19"h x 14"d open/15"d hinged door</i> <i>T0 = 23"h x 14"d open/15"d hinged door</i>	Open cabinets require no locks.
P Panel hung	3. Finish type	Tasklights are not included.
H Hinged door	4. Pull option <i>applicable hinged doors only</i>	D-Pulls are not available for flip door units.
24 24" wide	5. Lock option	Hardware included for overhead cabinets.
S Standard height, 19"h	6. Finish, case	The manufacturer does not take responsibility for the installation or the security of cabinets to the wall.
0 15" deep	7. Finish, pull when applicable	*Keying instructions must accompany all cabinet orders.
D D-pull	8. Keying instructions	Panel-hung overheads come with no backs.
L Lock hole drilled	*After specifying product code, provide keying instructions.	Random keys are factory installed.
L Laminate finish	Dimensions are nominal.	Order overheads with a KnollKey order form.
	Product not available where prices do not appear.	
	3. <i>Finish type options:</i> L = Laminate 1 = V1 techwood 2 = V2 conventional veneer 3 = V3 exotic veneer	
	4. <i>Pull Options:</i> D = Metal D-pull for hinged door only J = Routed pull C = Nickel finish C-pull for hinged door only (nickel finish only) S = Stainless steel finish S-pull for hinged door only (stainless steel finish only)	
	5. <i>Lock options:</i> L = Lock hole drilled N = No lockdrilling	
	8. Refer to page 190 for keying instructions.	
	Product on this page excluding J-pull option will accept woodgrain laminate where laminate is currently an option. List price for woodgrain laminate options will be current published laminate list price plus 10%.	
	Applicable finishes are listed on page 93 and 94.	
	Sliding rails order separately on page from Reff price list.	

open hutch
wood interior

description	h	w	d	pattern no.	L	V1	V2	V3
Hutch for 1 1/4" top, 26 1/2" h component	44 1/4"	30"	14"	QROAO30BW () ()	\$1,831.	\$2,400.	\$2,760.	\$3,726.
	44 1/4"	36"	14"	QROAO36BW () ()	2,015.	2,643.	3,039.	4,103.

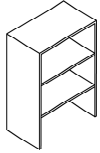


No baseboard
No bottom shelf
2 adjustable shelves

Hutch for 1 1/4" top, 28 3/8" h component	45 1/2"	30"	14"	QROAO30DHBW () ()	1,923.	2,520.	2,898.	3,912.
	45 1/2"	36"	14"	QROAO36DHBW () ()	2,116.	2,775.	3,191.	4,308.

No baseboard
No bottom shelf
2 adjustable shelves

Hutch for 1 3/4" top, 26 1/2" h component	43 3/4"	30"	14"	QROBO30BW () ()	1,831.	2,400.	2,760.	3,726.
	43 3/4"	36"	14"	QROBO36BW () ()	2,015.	2,643.	3,039.	4,103.



No baseboard
No bottom shelf
2 adjustable shelves

Hutch for 1 3/4" top, 28 3/8" h component	45"	30"	14"	QROBO30DHBW () ()	1,923.	2,520.	2,898.	3,912.
	45"	36"	14"	QROBO36DHBW () ()	2,116.	2,775.	3,191.	4,308.

No baseboard
No bottom shelf
2 adjustable shelves

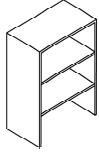
Order Code	Specification Information	Application Notes
Example: QROAO30BW(2)(V316)	<i>To order please specify pattern number including:</i>	Product on this page will accept woodgrain laminate where laminate is currently an option. List price for woodgrain laminate options will be current published laminate list price plus 10%.
QR Reff Standard Special		14" deep gable aligns with the gable depth of standard 15" deep overdesk.
O Overhead storage	1. <i>Interior Option</i> W = wood (shelves match case finish or wood drawer interiors)	Shelf adjustability is 2.5" up or down per shelf from equal drilled spacing.
A for 1 1/4" top	2. <i>Finish type</i> L = laminate 1 = V1 2 = V2 3 = V3	
O Open hutch	3. <i>Cabinet finish</i>	
30 30" w (nominal)		
B Bookcase		
W Interior option, wood		
2 Finish type, V2		
V316 Finish, light maple		

Reff Overhead storage

Standard Specials Systems

open hutch metal interior

description	h	w	d	pattern no.	L	V1	V2	V3
Hutch for 1 1/4" top, 26 1/2" h component	44 1/4"	30"	14"	QROAO30BM () ()	\$1,676.	\$2,194.	\$2,523.	\$3,406.
	44 1/4"	36"	14"	QROAO36BM () ()	1,854.	2,434.	2,799.	3,779.

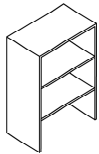


No baseboard
No bottom shelf
2 adjustable shelves

Hutch for 1 1/4" top, 28 3/8" h component	45 1/2"	30"	14"	QROAO30DHBM () ()	1,759.	2,303.	2,648.	3,575.
	45 1/2"	36"	14"	QROAO36DHBM () ()	1,947.	2,556.	2,939.	3,968.

No baseboard
No bottom shelf
2 adjustable shelves

Hutch for 1 3/4" top, 26 1/2" h component	43 3/4"	30"	14"	QROBO30BM () ()	1,676.	2,194.	2,523.	3,406.
	43 3/4"	36"	14"	QROBO36BM () ()	1,854.	2,434.	2,799.	3,779.



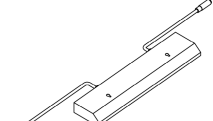
No baseboard
No bottom shelf
2 adjustable shelves

Hutch for 1 3/4" top, 28 3/8" h component	45"	30"	14"	QROBO30DHBM () ()	1,759.	2,303.	2,648.	3,575.
	45"	36"	14"	QROBO36DHBM () ()	1,947.	2,556.	2,939.	3,968.

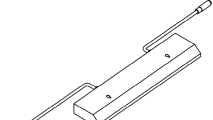
No baseboard
No bottom shelf
2 adjustable shelves

Order Code	Specification Information	Application Notes
Example: QROAO30BM(2)(V316)	<i>To order please specify pattern number including:</i>	Product on this page will accept woodgrain laminate where laminate is currently an option.
QR Reff Standard Special	1. <i>Interior Option</i>	List price for woodgrain laminate options will be current published laminate list price plus 10%.
O Overhead storage	M = metal shelves	14" deep gable aligns with the gable depth of standard 15" deep overdesk.
A for 1 1/4" top	*If laminate case, finish of metal shelves to match; if case V1 or V2 finish, shelves are black)	Shelf adjustability is 2.5" up or down per shelf from equal drilled spacing.
O Open hutch	2. <i>Finish type</i>	
30 30" w (nominal)	L = laminate	
B Bookcase	1 = V1	
M Interior option, metal	2 = V2	
2 Finish type, V2	3 = V3	
V316 Finish, light maple	3. <i>Cabinet finish</i>	

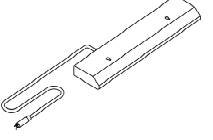
Reff Overhead storage T5 Task Light for Reff Daisy Chain

description	type	w	d	h	pattern no.	Standard	Advanced
Task Light, starter 9 ft. cord, fused male plug 1 ft. cord, female plug 	Use with 24" and wider overhead	19"	4"	1 1/2"	RTL5E19()DCS()Q	\$389.	n/a
	Use with 30" and wider overhead	25"	4"	1 1/2"	RTL5E25()DCS()Q	395.	507.
	Use with 42" and wider overhead	37"	4"	1 1/2"	RTL5E37()DCS()Q	400.	527.
	Use with 60" and wider overhead	49"	4"	1 1/2"	RTL5E49()DCS()Q	405.	542.
	Use with 72" and wider overhead	61"	4"	1 1/2"	RTL5E61()DCS()Q	420.	558.
	Use with 84" and wider overhead	73"	4"	1 1/2"	RTL5E73()DCS()Q	445.	573.
	Use with 96" and wider overhead	85"	4"	1 1/2"	RTL5E85()DCS()Q	522.	589.

left hand shown

Task Light, adder 2 ft. cord, male plug 1 ft. cord, female plug 	Use with 24" and wider overhead	19"	4"	1 1/2"	RTL5E19()DCA()Q	421.	n/a
	Use with 30" and wider overhead	25"	4"	1 1/2"	RTL5E25()DCA()Q	427.	539.
	Use with 42" and wider overhead	37"	4"	1 1/2"	RTL5E37()DCA()Q	432.	559.
	Use with 60" and wider overhead	49"	4"	1 1/2"	RTL5E49()DCA()Q	437.	574.
	Use with 72" and wider overhead	61"	4"	1 1/2"	RTL5E61()DCA()Q	452.	590.
	Use with 84" and wider overhead	73"	4"	1 1/2"	RTL5E73()DCA()Q	477.	605.
	Use with 96" and wider overhead	85"	4"	1 1/2"	RTL5E85()DCA()Q	554.	621.

left hand shown

Task Light, ender 2 ft. cord, male plug 	Use with 24" and wider overhead	19"	4"	1 1/2"	RTL5E19()DCE()Q	308.	n/a
	Use with 30" and wider overhead	25"	4"	1 1/2"	RTL5E25()DCE()Q	314.	426.
	Use with 42" and wider overhead	37"	4"	1 1/2"	RTL5E37()DCE()Q	319.	446.
	Use with 60" and wider overhead	49"	4"	1 1/2"	RTL5E49()DCE()Q	324.	461.
	Use with 72" and wider overhead	61"	4"	1 1/2"	RTL5E61()DCE()Q	339.	477.
	Use with 84" and wider overhead	73"	4"	1 1/2"	RTL5E73()DCE()Q	364.	492.
	Use with 96" and wider overhead	85"	4"	1 1/2"	RTL5E85()DCE()Q	441.	508.

left hand shown

Order Code	Specification Information	Application Notes
Example: RTL5E19SDCSLQ RTL Task Light T5 T5 lamp E Electronic ballast 19 Width S Standard DC Daisy chain S Starter L Left handed Q Special	Specify: Width - Task Lights mount in cabinets and shelves at least 5" wider than light width. 1. Type: (S) Standard (A) Advanced 2. Handedness L= Left handed (male plug on user's left side) R=Right handed (male plug on user's right side) All housings are black.	Task lights mount into the recess in the underside of overhead cabinets and shelves at least 5" wider than task light width. Task lights include T5 cool white (4100K) fluorescent lamp, electronic ballast, prismatic lens, rocker switch, one cord exit management clip and mounting hardware. Cord management clips must be ordered separately. Task lights are TCLP compliant and meet requirements of California Title 24. Advanced task lights are fitted with ballast and lamp compliant with LEED requirements.

description	w	h	pattern no.	list
Panel hung tackboard Note: Fabric railroaded	24"	24"	QRPHTB2424 ()	\$315.
	36"	24"	QRPHTB3624 ()	387.
	48"	24"	QRPHTB4824 ()	472.
	54"	24"	QRPHTB5424 ()	514.
	60"	24"	QRPHTB6024 ()	557.
	72"	24"	QRPHTB7224 ()	642.
available in all standard grades of fabric				
Wall hung tackboard Note: Fabric railroaded Velcro supplied	24"	24"	QRWHTB2424 ()	349.
	54"	24"	QRWHTB5424 ()	505.
	60"	24"	QRWHTB6024 ()	548.
	72"	24"	QRWHTB7224 ()	632.
available in all standard grades of fabric				

Order Code

Specification Information

Application Notes

To order please specify:

1. Pattern number
2. Fabric (Tackboards)

Finishes**L - Laminate**

Matching edge band unless noted otherwise

117	Soft Grey
118	Bright White
114	Folkstone Grey
111	Jet Black
119	Pumice
121	Micro Grey with 114 Folkstone grey edge band
122	Brushed Sand with 119 Pumice edge band
123	Brushed Grey with 128 Fog edge band
128	Fog
129	Micro Sand with 119 Pumice edge band
124	Medium Cherry
125	Natural Maple
126	Natural Cherry
127	Walnut

V1 - Techwood Closed Pore

Y319	Cherry
Y326	Dark Mahogany
Y316	Maple
Y323	Medium Walnut
Y327	Light Oak
Y329	Medium Oak
Y851	Black Oak
Y341	Wenge
Y342	Medium Teak
Y343	Dark Grey Oak
Y344	Espresso

V2 – Natural veneer

V312	Bronze Cherry
V316	Maple
V411	Light Walnut
V415	Peacock Green Walnut
V417	Old English Walnut
V418	Smoked Walnut
V433	Light Fawn Cherry
V436	Medium Brown Cherry
<i>(all above V2's are flat cut)</i>	
V421	Chalk Oak
V423	Light Oak
V425	Amber Oak
V427	Brown Oak
V439	Straight Anigre
<i>(all V2 Oaks are quarter cut)</i>	

V3 – Exotic veneer

V512	Quartered Figured Anigre
V514	Quartered Makore
V515	Quartered Sycamore
V513	Quartered Graphite Oak
V517	Natural Sapele
<i>(all V3s are quarter cut)</i>	

Paint**P1**

111	Jet Black
112	Brown
113	Dark Grey
114	Folkstone Grey
115	Medium Grey
116	Sandstone
117	Soft Grey

P2

611	Beige Mist Metallic
612	Medium Metallic Grey

P3

118	Bright White
613	Silver

Anodized

AA	Anodized Aluminum
----	-------------------

Plated

PT	Brushed Pewter
----	----------------

Glass

TEMP	Clear Tempered
------	----------------

Architectural Glass

GL6	Block Matrix
GL13	Powder

Mixed Finishes: (where applicable for work surfaces only)

To order mixed finishes, enter four digit finish code as follows:

Use 2 digit prefix to indicate surface finish (laminate)

11	Jet Black
14	Folkstone Grey
17	Soft Grey
18	Bright White
19	Pumice
21	Micro Grey
22	Brushed Sand
23	Brushed Grey
28	Fog
29	Micro Sand

Use 2 digit suffix to indicate edge finish (wood)

12	for V312
16	for V316, Y316
Y9	for Y319
Y3	for Y323
26	for Y326
27	for Y327
29	for Y329
43	for V433
45	for V415
46	for V436
47	for V417
48	for V418
52	for V512
53	for V513
54	for V514
55	for V515
57	for V517
61	for V411
71	for V421
73	for V423
75	for V425
77	for V427

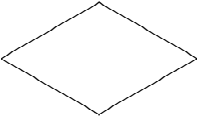
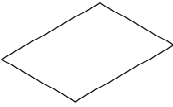
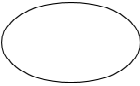
Example:

For a Micro Grey laminate surface with Bronzed Cherry edge, enter finish code 2112

For a Jet Black laminate surface with Light Maple edge, enter finish code 1116

Conference room top

1 1/4" Thick - No grommet, no drilling

description	w	d	dia.	pattern no.	L	M	V1	V2	V3
Square top - tapered 4 sides 	30"	30"		QAW1T43030 () ()	\$752.	\$1,030.	\$1,030.	\$1,185.	\$1,599.
	36"	36"		QAW1T43636 () ()	827.	1,133.	1,133.	1,303.	1,759.
	42"	42"		QAW1T44242 () ()	952.	1,304.	1,304.	1,500.	2,025.
	48"	48"		QAW1T44848 () ()	1,096.	1,502.	1,502.	1,727.	2,331.
Rectangular top - tapered 4 sides 	48"	30"		QAW1T44830 () ()	988.	1,354.	1,354.	1,557.	2,101.
	60"	30"		QAW1T46030 () ()	1,084.	1,485.	1,485.	1,708.	2,306.
	72"	30"		QAW1T47236 () ()	1,225.	1,678.	1,678.	1,930.	2,605.
	72"	36"		QAW1T44836 () ()	1,066.	1,460.	1,460.	1,679.	2,267.
Round top - tapered edge 			24"	QAW1TR24 () ()	955.	1,308.	1,308.	1,505.	2,031.
			30"	QAW1TR30 () ()	986.	1,351.	1,351.	1,553.	2,097.
			36"	QAW1TR36 () ()	1,017.	1,393.	1,393.	1,602.	2,163.
			42"	QAW1TR42 () ()	1,102.	1,510.	1,510.	1,736.	2,344.
			48"	QAW1TR48 () ()	1,256.	1,721.	1,721.	1,979.	2,671.

Order Code

Example: QAW1T43030-V-V316
QA AutoStrada
W Worksurface
1 Generation 1
T4 Tapered edge 4 sides
30 30" wide
30 30" deep
V Surface type, veneer
V316 Maple

Specification Information

To order please specify pattern number including:

1. Width
2. Depth
3. Surface type
L = Laminat
M = Mixed, Laminat surface/V1, V2 or V3 edge
V = V1, V2 or V3
4. Finish, Surface
 Laminat, Mixed, V1, V2 or V3 finish

Application Notes

5. Finish, Edge
Must be same as surface finish unless M surface type specified, then must be V1, V2 or V3 finish

Product on this page will accept wood grain laminate where laminate is currently an option.
 List price for wood grain laminate options will be current published laminate list price plus 10%.

Grommets are not optional for tables.

Stiffener included with rectangular tables 60" w and over.

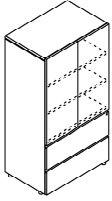
Note: Metal inserts are required in order to create freestanding tables. Table legs must be positioned in accordance with BIFMA guidelines.

AutoStrada Cabinets

Freestanding cabinets for private office

Standard Specials Systems

description	h	w	d	pattern no.	L	V1	V2	V3
File drawers (2) with hinged doors and wood shelves above	70"	30"	24"	QACG722WE () ()	\$3,928.	\$5,093.	\$6,036.	\$8,148.
	70"	36"	24"	QACG723WE () ()	4,038.	5,236.	6,204.	8,376.
	84"	30"	24"	QACG822WE () ()	4,615.	5,980.	7,086.	9,566.
	84"	36"	24"	QACG823WE () ()	4,744.	6,147.	7,284.	9,834.



description	h	w	d	pattern no.	L	V1	V2	V3
Wardrobe, with hinged door	70"	16"	24"	QACDL720 () ()	2,811.	3,514.	4,164.	5,622.
	70"	16"	24"	QACDR720 () ()	2,811.	3,514.	4,164.	5,622.
	70"	19"	24"	QACDL721 () ()	2,811.	3,514.	4,164.	5,622.
	70"	19"	24"	QACDR721 () ()	2,811.	3,514.	4,164.	5,622.
	84"	16"	24"	QACDL820 () ()	3,356.	4,225.	5,007.	6,759.
	84"	16"	24"	QACDR820 () ()	3,356.	4,225.	5,007.	6,759.
	84"	19"	24"	QACDL821 () ()	3,356.	4,225.	5,007.	6,759.
	84"	19"	24"	QACDR821 () ()	3,356.	4,225.	5,007.	6,759.

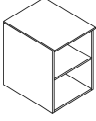
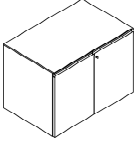


Order Code	Specification Information	Application Notes
Example: QACG722WE316AAAA	<i>To order please specify pattern number including:</i>	
QA AutoStrada		
C Cabinet		
G 2 file drawers below, hinged doors above	1. Height 7 = 70" h 8 = 84" h	5. Finish <i>Laminate, V1, V2 or V3 finish</i>
7 70" high	2. Width 2 = 30" wide 3 = 36" wide	6. Finish, Aluminum trim (trim & if pull) <i>AA - Anodized aluminum or painted finish option from page 0 excluding silver</i>
2 24" deep	3. Interior & shelf <i>W = wood drawer interior and wood shelves</i>	7. Finish, cabinet feet <i>AA - Anodized aluminum or painted finish option from page 0 excluding silver</i>
2 30" wide	4. Extruded aluminum pull <i>E = extruded aluminum pull (default)</i>	See page 0 for finish options applicable.
W Wood interior only		Cabinets on this page are styled for the private office and include aluminum feet detail which is optional addition to lower storage beginning on page 0. Specify 70" h cabinets for use with single high overhead storage and 84" h cabinets for use with double high overhead storage.
E Extruded Aluminum Pull		No pull in hinged doors.
V316 Finish, Maple		84" high cabinets include wall cleat for stability.
AA Finish, trim & pull, anodized aluminum		Hinged doors feature touch latches and do not lock. Sliding doors do not lock. File drawers dilled for locks, keying instructions must accompany order.
AA Finish, cabinet feet, anodized alum		Coat rod included in wardrobes.

AutoStrada Lower Storage

Wood or laminate case

Standard Specials Systems

description	type	h	w	d	pattern no.	L	V1	V2	V3
Lower storage, open with an adj. shelf 	19" deep	26"	16"	19"	QAFPO10W ()	\$885.	\$947.	\$1,089.	\$1,470.
	19" deep	26"	19"	19"	QAFPO11W ()	885.	947.	1,089.	1,470.
	19" deep	26"	30"	19"	QAFPO12W ()	1,068.	1,142.	1,314.	1,774.
	19" deep	26"	36"	19"	QAFPO13W ()	1,358.	1,454.	1,672.	2,257.
	23" deep	26"	16"	23"	QAFPO20W ()	1,031.	1,103.	1,269.	1,712.
	23" deep	26"	19"	23"	QAFPO21W ()	1,031.	1,103.	1,269.	1,712.
	23" deep	26"	30"	23"	QAFPO22W ()	1,240.	1,327.	1,526.	2,060.
	23" deep	26"	36"	23"	QAFPO23W ()	1,576.	1,686.	1,939.	2,617.
Lower storage, full height hinged doors 	19" deep	26"	16"	19"	QAFDDL10 () () ()	1,044.	1,117.	1,284.	1,734.
	19" deep	26"	16"	19"	QAFDDR10 () () ()	1,044.	1,117.	1,284.	1,734.
	19" deep	26"	19"	19"	QAFDDL11 () () ()	1,044.	1,117.	1,284.	1,734.
	19" deep	26"	19"	19"	QAFDDR11 () () ()	1,044.	1,117.	1,284.	1,734.
	19" deep	26"	30"	19"	QAFDD12 () () ()	1,226.	1,312.	1,509.	2,037.
	19" deep	26"	36"	19"	QAFDD13 () () ()	1,517.	1,623.	1,867.	2,520.
	23" deep	26"	16"	23"	QAFDDL20 () () ()	1,190.	1,273.	1,464.	1,976.
	23" deep	26"	16"	23"	QAFDDR20 () () ()	1,190.	1,273.	1,464.	1,976.
	23" deep	26"	19"	23"	QAFDDL21 () () ()	1,190.	1,273.	1,464.	1,976.
	23" deep	26"	19"	23"	QAFDDR21 () () ()	1,190.	1,273.	1,464.	1,976.
	23" deep	26"	30"	23"	QAFDD22 () () ()	1,399.	1,497.	1,722.	2,324.
	23" deep	26"	36"	23"	QAFDD23 () () ()	1,734.	1,856.	2,134.	2,881.

Example: **QAFPO10W-114**

QA	AutoStrada
F	Floor standing
P	Pedestal
O	Open with an adj. shelf
W	Wood interior only
1	20" deep nominal
0	16" wide
114	Finish, Folkstone grey

To order please specify pattern number including:

- Hand (applicable 16" and 19" wide units)
L = hinges on left
R = hinges on right
- Depth
1 = 20" deep
2 = 24" deep
- Width
0 = 16" wide
1 = 19" wide
2 = 30" wide
3 = 36" wide
4 = 42" wide
- Pull
E = Extruded aluminum pull
P = Extruded aluminum protruding pull

- Lock option
L = drilled for locks
N = not drilled for locks
- Interior
W = wood interior (only)
- Finish
Laminate, V1, V2 or V3 finish
- Finish, pull
Anodized aluminum or painted finish options listed on page 0 excluding silver.

Optional lock drilled to be specified. If drilled for locks selected, keying instructions must accompany order.

See page 0 for finish options applicable.

Product on this page will accept wood grain laminate where laminate is currently an option. List price for wood grain laminate options will be current published laminate list price plus 10%.

Units on this page include a finished sub-top and anti-tip spacer. Height to underside of worksurface including anti-tip spacer is 27" h. Optional work surface stand-offs (to use in place of anti-tip spacer) are specified separately from page 0.

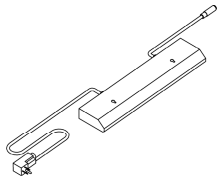
Primary finished top required in freestanding applications, ordered separately when item stands alone.

Note: Optional cabinet feet are recommended when units used in free-standing applications to achieve overall desk height of 29⁵/₈" (see page 0).

Note: Above pedestals do not allow for 2 rows of binder storage.

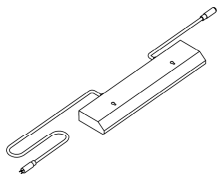
AutoStrada T5 Task Light Daisy Chain

description	type	w	d	h	pattern no.	Standard	Advanced
Task Light, starter 9 ft. cord, fused male plug 1 ft. cord, female plug	Use with 24" and wider overhead	19"	4"	1 1/2"	AL1T5E19()DCS()Q	\$397.	n/a
	Use with 30" and wider overhead	25"	4"	1 1/2"	AL1T5E25()DCS()Q	402.	518.
	Use with 42" and wider overhead	37"	4"	1 1/2"	AL1T5E37()DCS()Q	407.	538.
	Use with 60" and wider overhead	49"	4"	1 1/2"	AL1T5E49()DCS()Q	412.	554.
	Use with 72" and wider overhead	61"	4"	1 1/2"	AL1T5E61()DCS()Q	428.	570.
	Use with 84" and wider overhead	73"	4"	1 1/2"	AL1T5E73()DCS()Q	454.	587.
	Use with 96" and wider overhead	85"	4"	1 1/2"	AL1T5E85()DCS()Q	533.	603.



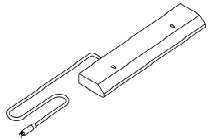
left hand shown

Task Light, adder 2 ft. cord, male plug 1 ft. cord, female plug	Use with 24" and wider overhead	19"	4"	1 1/2"	AL1T5E19()DCA()Q	429.	n/a
	Use with 30" and wider overhead	25"	4"	1 1/2"	AL1T5E25()DCA()Q	434.	550.
	Use with 42" and wider overhead	37"	4"	1 1/2"	AL1T5E37()DCA()Q	439.	570.
	Use with 60" and wider overhead	49"	4"	1 1/2"	AL1T5E49()DCA()Q	444.	586.
	Use with 72" and wider overhead	61"	4"	1 1/2"	AL1T5E61()DCA()Q	460.	602.
	Use with 84" and wider overhead	73"	4"	1 1/2"	AL1T5E73()DCA()Q	486.	619.
	Use with 96" and wider overhead	85"	4"	1 1/2"	AL1T5E85()DCA()Q	565.	635.



left hand shown

Task Light, ender 2 ft. cord, male plug	Use with 24" and wider overhead	19"	4"	1 1/2"	AL1T5E19()DCE()Q	316.	n/a
	Use with 30" and wider overhead	25"	4"	1 1/2"	AL1T5E25()DCE()Q	321.	437.
	Use with 42" and wider overhead	37"	4"	1 1/2"	AL1T5E37()DCE()Q	326.	457.
	Use with 60" and wider overhead	49"	4"	1 1/2"	AL1T5E49()DCE()Q	331.	473.
	Use with 72" and wider overhead	61"	4"	1 1/2"	AL1T5E61()DCE()Q	347.	489.
	Use with 84" and wider overhead	73"	4"	1 1/2"	AL1T5E73()DCE()Q	373.	506.
	Use with 84" and wider overhead	85"	4"	1 1/2"	AL1T5E85()DCE()Q	452.	522.



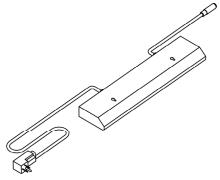
left hand shown

Order Code	Specification Information	Application Notes
Example: AL1T5E19SDCSLQ	<i>Specify:</i>	Task lights mount into the recess in the underside of overhead cabinets and shelves at least 5" wider than task light width.
AL1 AutoStrada Task Light	Width - Task Lights mount in cabinets and shelves at least 5" wider than light width.	
T5 T5 lamp	1. Type: (S) Standard (A) Advanced	Task lights include T5 cool white (4100K) fluorescent lamp, electronic ballast, prismatic lens, rocker switch, one cord exit management clip and mounting hardware.
E Electronic ballast	2. Handedness L= Left handed (male plug on user's left side) R=Right handed (male plug on user's right side)	
19 Width	All housings are black.	Task lights are TCLP compliant and meet requirements of California Title 24.
S Standard		Advanced task lights are fitted with ballast and lamp compliant with LEED requirements.
DC Daisy chain		Task Light fit to overhead cabinets without the use of filler panels.
S Starter		All lights feature two screw-mounting keyholes.
L Left handed		
Q Special		

T5 Task Light for Reuter Overhead Storage Daisy Chain

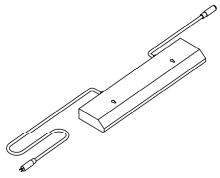
Standard Specials Systems

description	type	w	d	h	pattern no.	Standard	Advanced
Task Light, starter 9 ft. cord, fused male plug 1 ft. cord, female plug	Use with 24" and wider overhead	19"	4"	1 1/2"	RTAT5E19()DCS()Q	\$351.	n/a
	Use with 30" and wider overhead	25"	4"	1 1/2"	RTAT5E25()DCS()Q	367.	533.
	Use with 42" and wider overhead	37"	4"	1 1/2"	RTAT5E37()DCS()Q	385.	554.
	Use with 60" and wider overhead	49"	4"	1 1/2"	RTAT5E49()DCS()Q	406.	570.
	Use with 66" and wider overhead	61"	4"	1 1/2"	RTAT5E61()DCS()Q	423.	588.



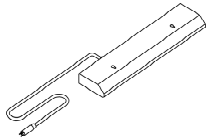
left hand shown

Task Light, adder 2 ft. cord, male plug 1 ft. cord, female plug	Use with 24" and wider overhead	19"	4"	1 1/2"	RTAT5E19()DCA()Q	383.	n/a
	Use with 30" and wider overhead	25"	4"	1 1/2"	RTAT5E25()DCA()Q	399.	565.
	Use with 42" and wider overhead	37"	4"	1 1/2"	RTAT5E37()DCA()Q	417.	586.
	Use with 60" and wider overhead	49"	4"	1 1/2"	RTAT5E49()DCA()Q	438.	602.
	Use with 66" and wider overhead	61"	4"	1 1/2"	RTAT5E61()DCA()Q	455.	620.



left hand shown

Task Light, ender 2 ft. cord, male plug	Use with 24" and wider overhead	19"	4"	1 1/2"	RTAT5E19()DCE()Q	270.	n/a
	Use with 30" and wider overhead	25"	4"	1 1/2"	RTAT5E25()DCE()Q	286.	452.
	Use with 42" and wider overhead	37"	4"	1 1/2"	RTAT5E37()DCE()Q	304.	473.
	Use with 60" and wider overhead	49"	4"	1 1/2"	RTAT5E49()DCE()Q	325.	489.
	Use with 66" and wider overhead	61"	4"	1 1/2"	RTAT5E61()DCE()Q	342.	507.



left hand shown

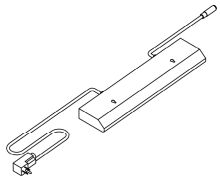
Order Code	Specification Information	Application Notes
Example: RTAT5E19SDCSLQ	<i>Specify:</i>	Task lights mount into the recess in the underside of overhead cabinets and shelves at least 5" wider than task light width.
RTA Task Light	Width - Task Lights mount in cabinets and shelves at least 5" wider than light width.	Task lights include T5 cool white (4100K) fluorescent lamp, electronic ballast, prismatic lens, rocker switch, one cord exit management clip and mounting hardware.
T5 T5 lamp	1. Type: (S) Standard (A) Advanced	Task lights are TCLP compliant and meet requirements of California Title 24.
E Electronic ballast	2. Handedness L= Left handed (male plug on user's left side) R=Right handed (male plug on user's right side)	Advanced task lights are fitted with ballast and lamp compliant with LEED requirements.
19 Width	All housings are black.	
S Standard		
DC Daisy chain		
S Starter		
L Left handed		
Q Special		

The Graham Collection T5 Task Light

Daisy Chain

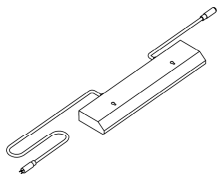
Standard Specials Systems

description	type	w	d	h	pattern no.	Standard	Advanced
Task Light, starter 9 ft. cord, fused male plug 1 ft. cord, female plug	Use with 24" and wider overhead	19"	4"	1 1/2"	GTLT5E19()DCS()Q	\$400.	n/a
	Use with 30" and wider overhead	25"	4"	1 1/2"	GTLT5E25()DCS()Q	406.	524.
	Use with 42" and wider overhead	37"	4"	1 1/2"	GTLT5E37()DCS()Q	412.	544.
	Use with 60" and wider overhead	49"	4"	1 1/2"	GTLT5E49()DCS()Q	417.	560.
	Use with 72" and wider overhead	61"	4"	1 1/2"	GTLT5E61()DCS()Q	432.	577.
	Use with 84" and wider overhead	73"	4"	1 1/2"	GTLT5E73()DCS()Q	458.	594.
	Use with 96" and wider overhead	85"	4"	1 1/2"	GTLT5E85()DCS()Q	538.	609.



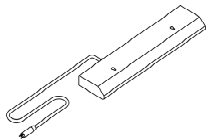
left hand shown

Task Light, adder 2 ft. cord, male plug 1 ft. cord, female plug	Use with 24" and wider overhead	19"	4"	1 1/2"	GTLT5E19()DCA()Q	432.	n/a
	Use with 30" and wider overhead	25"	4"	1 1/2"	GTLT5E25()DCA()Q	438.	556.
	Use with 42" and wider overhead	37"	4"	1 1/2"	GTLT5E37()DCA()Q	444.	576.
	Use with 60" and wider overhead	49"	4"	1 1/2"	GTLT5E49()DCA()Q	449.	592.
	Use with 72" and wider overhead	61"	4"	1 1/2"	GTLT5E61()DCA()Q	464.	609.
	Use with 84" and wider overhead	73"	4"	1 1/2"	GTLT5E73()DCA()Q	490.	626.
	Use with 96" and wider overhead	85"	4"	1 1/2"	GTLT5E85()DCA()Q	570.	641.



left hand shown

Task Light, ender 2 ft. cord, male plug	Use with 24" and wider overhead	19"	4"	1 1/2"	GTLT5E19()DCE()Q	319.	n/a
	Use with 30" and wider overhead	25"	4"	1 1/2"	GTLT5E25()DCE()Q	325.	443.
	Use with 42" and wider overhead	37"	4"	1 1/2"	GTLT5E37()DCE()Q	331.	463.
	Use with 60" and wider overhead	49"	4"	1 1/2"	GTLT5E49()DCE()Q	336.	479.
	Use with 72" and wider overhead	61"	4"	1 1/2"	GTLT5E61()DCE()Q	351.	496.
	Use with 84" and wider overhead	73"	4"	1 1/2"	GTLT5E73()DCE()Q	377.	513.
	Use with 96" and wider overhead	85"	4"	1 1/2"	GTLT5E85()DCE()Q	457.	528.



left hand shown

Order Code	Specification Information	Application Notes
Example: GTLT5E19SDCSLQ G Graham Collection TL Task light T5 T5 lamp E Electronic ballast 19 Width S Standard DC Daisy chain S Starter L Left handed Q Special	Specify: Width - Task Lights mount in cabinets and shelves at least 5" wider than light width. 1. Type: (S) Standard (A) Advanced 2. Handedness L= Left handed (male plug on user's left side) R=Right handed (male plug on user's right side)	T5 tasklights are TCLP compliant and meet requirements of California Title 24. * Advanced tasklights are fitted with ballast and lamp compliant with LEED requirements. T5 tasklight include T5 cool white (4100K) fluorescent lamp; electronic ballast, prismatic lens, rocker switch, one cord exit management clip and mounting hardware.

All housings are black.

Alpha-Numeric Index

<i>pattern no.</i>	<i>page</i>	<i>pattern no.</i>	<i>page</i>	<i>pattern no.</i>	<i>page</i>	<i>pattern no.</i>	<i>page</i>
AA1EPS80Q	22	D1BD7848SRQ	17	D1L4866DDNQ	14	DIR3918NQ	6
AL1T5E19	175	D1BD8448DLQ	17	D1L4872DDNQ	14	DIR3924NQ	7
AL1T5E25	175	D1BD8448DRQ	17	D1L4878DSNQ	15	DIR3930NQ	8
AL1T5E37	175	D1BD8448SLQ	17	D1L4878SDNQ	15	DIR3936NQ	9
AL1T5E49	175	D1BD8448SRQ	17	D1L4878SSNQ	13	DIR4236NQ	9
AL1T5E61	175	D1C4230GQ	12	D1L4884DDNQ	14	DIR4518NQ	6
AL1T5E73	175	D1C4230NQ	12	D1L4884DSNQ	15	DIR4524NQ	7
AL1T5E85	175	D1C4836GQ	12	D1L4884SDNQ	15	DIR4530NQ	8
AW1-CS2412	81	D1C4836NQ	12	D1L4896DDNQ	14	DIR4536NQ	9
AW1-CS3012	81	D1CRR30Q	17	D1L4896DSNQ	15	DIR4836NQ	9
AW1-CS4212	81	D1CS3624GQ	12	D1L4896SSNQ	13	DIR5118NQ	6
AW1-CS5412	81	D1CS3624NQ	12	D1L5436DSNQ	15	DIR5124NQ	7
AW1-CS6612	81	D1D3024NQ	16	D1L5436SDNQ	15	DIR5130NQ	8
AW1-F2430	81	D1D3030NQ	16	D1L5436SSNQ	13	DIR5136NQ	9
AW1-F3030	81	D1D3624NQ	16	D1L5442SSNQ	13	DIR5436NQ	9
AW1-F4230	81	D1D3630NQ	16	D1L5448SSNQ	13	DIR5718NQ	6
AW1-F5430	81	D1D5424NQ	16	D1L6036SSNQ	13	DIR5724NQ	7
AW1-F6630	81	D1D5430NQ	16	D1L6042DDNQ	14	DIR5730NQ	8
AW1-F7830	81	D1D5436NQ	16	D1L6048DDNQ	14	DIR5736NQ	9
AW1-S2430	81	D1D6024NQ	16	D1L6642DDNQ	14	DIR6318NQ	6
AW1-S3030	81	D1D6036NQ	16	D1L6642DSNQ	15	DIR6324NQ	7
AW1-S4230	81	D1D6624NQ	16	D1L6642SDNQ	15	DIR6330NQ	8
AW1-S5424	81	D1D6636NQ	16	D1L6648DDNQ	14	DIR6336NQ	9
AW1-S5430	81	D1D7224NQ	16	D1L7236SSNQ	13	DIR6918NQ	6
AW1-S6630	81	D1D7824NQ	16	D1L7242DDNQ	14	DIR6924NQ	7
AW1-S7824	81	D1D7830NQ	16	D1L7248DDNQ	14	DIR6930NQ	8
AW1-S7830	81	D1D7836NQ	16	D1L7836SSNQ	13	DIR6936NQ	9
AX1E28Q	22	D1D8424NQ	16	D1L8442SSNQ	13	DIR7518NQ	6
AX1E80Q	22	D1D8430NQ	16	D1L8448DDNQ	14	DIR7524NQ	7
CE10236Q	29	D1D8436NQ	16	D1L8448DSNQ	15	DIR7530NQ	8
CE11418Q	29	D1D9624NQ	16	D1L8448SDNQ	15	DIR7536NQ	9
CE11436Q	29	D1D9630NQ	16	D1L9648DDNQ	14	DIR7836NQ	9
CE12036Q	29	D1D9636NQ	16	D1L9648SSNQ	13	DIR8118NQ	6
CE4836Q	29	D1L3648DSNQ	15	D1P5430NQ	17	DIR8124NQ	7
CE5436Q	29	D1L3648SDNQ	15	D1P6030NQ	17	DIR8130NQ	8
CE6618Q	29	D1L3648SSNQ	13	D1P7836NQ	17	DIR8136NQ	9
CE6636Q	29	D1L3654SDNQ	15	D1P8430NQ	17	DIR8436NQ	9
CE7818Q	29	D1L3654SSNQ	13	D1P9030NQ	17	DIR8718NQ	6
CE7836Q	29	D1L3660SSNQ	13	DIR10224NQ	7	DIR8724NQ	7
CE9618Q	29	D1L3672SSNQ	13	DIR10230NQ	8	DIR8730NQ	8
CE9636Q	29	D1L3678SSNQ	13	DIR10236NQ	9	DIR8736NQ	9
D195430NQ	17	D1L4242DDNQ	14	DIR10824NQ	7	DIR9036NQ	9
D196030NQ	17	D1L4242DSNQ	15	DIR10830NQ	8	DIR9318NQ	6
D197836NQ	17	D1L4242SDNQ	15	DIR10836NQ	9	DIR9324NQ	7
D198430NQ	17	D1L4248DSNQ	15	DIR11430NQ	8	DIR9330NQ	8
D199030NQ	17	D1L4248SDNQ	15	DIR11436NQ	9	DIR9336NQ	9
D1BD5448DLQ	16	D1L4248SSNQ	13	DIR12024NQ	7	DIR9636NQ	9
D1BD5448DRQ	16	D1L4254SSNQ	13	DIR12030NQ	8	DIR9918NQ	6
D1BD5448SLQ	16	D1L4260DDNQ	14	DIR12036NQ	9	DIR9924NQ	7
D1BD5448SRQ	16	D1L4266DDNQ	14	DIR1818NQ	6	DIR9930NQ	8
D1BD6048DLQ	16	D1L4266DSNQ	15	DIR2118NQ	6	DIR9936NQ	9
D1BD6048DRQ	16	D1L4266SDNQ	15	DIR2124NQ	7	DIW302430NQ	11
D1BD6048SLQ	17	D1L4272DDNQ	14	DIR2718NQ	6	DIW303024NQ	10
D1BD6048SRQ	17	D1L4272DSNQ	15	DIR2724NQ	7	DIW361824NQ	11
D1BD7242DLQ	17	D1L4272SDNQ	15	DIR2730NQ	8	DIW362418NQ	10
D1BD7242DRQ	17	D1L4284SSNQ	13	DIR3036NQ	9	DIW482436NQ	11
D1BD7242SLQ	17	D1L4836SSNQ	13	DIR3318NQ	6	DIW483624NQ	10
D1BD7242SRQ	17	D1L4842SDNQ	15	DIR3324NQ	7	DIW542430NQ	11
D1BD7848DLQ	17	D1L4842SSNQ	13	DIR3330NQ	8	DIW543024NQ	10
D1BD7848DRQ	17	D1L4854SSNQ	13	DIR3336NQ	9	DIW601830NQ	11
D1BD7848SLQ	17	D1L4860DDNQ	14	DIR3636NQ	9	DIW602430NQ	11

<i>pattern no.</i>	<i>page</i>	<i>pattern no.</i>	<i>page</i>	<i>pattern no.</i>	<i>page</i>	<i>pattern no.</i>	<i>page</i>
D1W602436NQ	11	EW1BD6048D	24	LU1-C6642DS-Q	76	LU1-S10836-B-Q	69
D1W603018NQ	10	EW1BS3672D	24	LU1-C6642SD-Q	76	LU1-S11018-A-Q	70
D1W603024NQ	10	EW1BS3678S	24	LU1-C6642SS-Q	76	LU1-S11018-B-Q	70
D1W603624NQ	10	EW1BS4272S	24	LU1-C6648DD-Q	77	LU1-S11024-A-Q	71
D1W662430NQ	11	EW1BS6060S	24	LU1-C6648DS-Q	76	LU1-S11024-B-Q	71
D1W662436NQ	11	EW1BS7236D	24	LU1-C6648SD-Q	76	LU1-S11030-A-Q	72
D1W663024NQ	10	EW1BS7242S	24	LU1-C6648SS-Q	76	LU1-S11030-B-Q	72
D1W663624NQ	10	EW1BS7836S	24	LU1-C7242DD-Q	77	LU1-S11036-A-Q	73
D1W723036NQ	11	EW1CC4215EEQ	25	LU1-C7242DS-Q	76	LU1-S11036-B-Q	73
D1W723630NQ	10	EW1CC4215EQ	25	LU1-C7242SD-Q	76	LU1-S11418-A-Q	66
D1W782430NQ	11	EW1CC4215Q	25	LU1-C7242SS-Q	76	LU1-S11418-B-Q	66
D1W782436NQ	11	EW1CC482430GQ	25	LU1-C7248DD-Q	77	LU1-S11424-A-Q	67
D1W783024NQ	10	EW1CC483024GQ	25	LU1-J24A-L-Q	78	LU1-S11424-B-Q	67
D1W783624NQ	10	EW1CC483030GQ	25	LU1-J24A-R-Q	78	LU1-S11430-A-Q	68
D1W842436NQ	11	EW3(9/P)6630Q	28	LU1-J30A-L-Q	78	LU1-S11430-B-Q	68
D1W843624NQ	10	EW3BS3678S	27	LU1-J30A-R-Q	78	LU1-S11436-A-Q	69
D1W902430NQ	11	EW3BS7836S	27	LU1-J36A-L-Q	78	LU1-S11436-B-Q	69
D1W903024NQ	10	EW3CC483024GQ	27	LU1-J36A-R-Q	78	LU1-S11618-A-Q	70
D1W962430NQ	11	EW3D7230Q	28	LU1-J42A-L-Q	78	LU1-S11618-B-Q	70
D1W962436NQ	11	GTLT5E19	177	LU1-J42A-R-Q	78	LU1-S11624-A-Q	71
D1W963024NQ	10	GTLT5E25	177	LU1-J48A-L-Q	78	LU1-S11624-B-Q	71
D1W963036NQ	11	GTLT5E37	177	LU1-J48A-R-Q	78	LU1-S11630-A-Q	72
D1W963624NQ	10	GTLT5E49	177	LU1-J54A-L-Q	78	LU1-S11630-B-Q	72
D1W963630NQ	10	GTLT5E61	177	LU1-J54A-R-Q	78	LU1-S11636-A-Q	73
DB1BD48DLQ	16	GTLT5E73	177	LU1-J60A-L-Q	78	LU1-S11636-B-Q	73
DB1BD48DRQ	16	GTLT5E85	177	LU1-J60A-R-Q	78	LU1-S12030-A-Q	68
DL3T5E19	20	LL2T5E19	92	LU1-J66A-L-Q	78	LU1-S12030-B-Q	68
DL3T5E25	20	LL2T5E25	92	LU1-J66A-R-Q	78	LU1-S12036-A-Q	69
DL3T5E37	20	LL2T5E37	92	LU1-J72A-L-Q	78	LU1-S12036-B-Q	69
DL3T5E49	20	LL2T5E49	92	LU1-J72A-R-Q	78	LU1-S1818-A-Q	66
DP5CHQ	19	LU1-C4242DD-Q	77	LU1-J78A-L-Q	78	LU1-S1818-B-Q	66
DT1BYD602430Q	18	LU1-C4242DS-Q	76	LU1-J78A-R-Q	78	LU1-S1824-A-Q	67
DT1BYD6036Q	18	LU1-C4242SD-Q	76	LU1-J84A-L-Q	78	LU1-S1824-B-Q	67
DT1BYD662430Q	18	LU1-C4248DD-Q	77	LU1-J84A-R-Q	78	LU1-S1830-A-Q	68
DT1BYD6636Q	18	LU1-C4248DS-Q	76	LU1-J90A-L-Q	78	LU1-S1830-B-Q	68
DT1BYD722430Q	18	LU1-C4248SD-Q	76	LU1-J90A-R-Q	78	LU1-S2018-A-Q	70
DT1BYD7236Q	18	LU1-C4248SS-Q	76	LU1-J96A-L-Q	78	LU1-S2018-B-Q	70
DT1BYD7242Q	18	LU1-C4260DD-Q	77	LU1-J96A-R-Q	78	LU1-S2024-A-Q	71
DT1BYD782430Q	18	LU1-C4260DS-Q	76	LU1-P72SA-L-Q	75	LU1-S2024-B-Q	71
DT1BYD7836Q	18	LU1-C4260SD-Q	76	LU1-P72SA-R-Q	75	LU1-S2030-A-Q	72
DT1BYD7842Q	18	LU1-C4260SS-Q	76	LU1-P78DA-L-Q	75	LU1-S2030-B-Q	72
DT1BYD842430Q	18	LU1-C4266DD-Q	77	LU1-P78DA-R-Q	75	LU1-S2418-A-Q	66
DT1BYD8436Q	18	LU1-C4266DS-Q	76	LU1-R6636B-(L/R)-Q	74	LU1-S2418-B-Q	66
DT1BYD8442Q	18	LU1-C4266SD-Q	76	LU1-R7836B-(L/R)-Q	74	LU1-S2430-A-Q	68
DT1BYD902430Q	18	LU1-C4266SS-Q	76	LU1-R8730B-(L/R)-Q	74	LU1-S2430-B-Q	68
DT1BYD9036Q	18	LU1-C4272DD-Q	77	LU1-R9036B-(L/R)-Q	74	LU1-S2618-A-Q	70
DT1BYD9042Q	18	LU1-C4272DS-Q	76	LU1-S10218-A-Q	66	LU1-S2618-B-Q	70
DT1BYD962430Q	18	LU1-C4272SD-Q	76	LU1-S10218-B-Q	66	LU1-S2624-A-Q	71
DT1BYD9636Q	18	LU1-C4272SS-Q	76	LU1-S10224-A-Q	67	LU1-S2624-B-Q	71
DT1BYD9642Q	18	LU1-C4842DD-Q	77	LU1-S10224-B-Q	67	LU1-S2630-A-Q	72
EL4T5E19	30	LU1-C4842DS-Q	76	LU1-S10230-A-Q	68	LU1-S2630-B-Q	72
EL4T5E25	30	LU1-C4842SD-Q	76	LU1-S10230-B-Q	68	LU1-S3218-A-Q	70
EL4T5E37	30	LU1-C4842SS-Q	76	LU1-S10236-A-Q	69	LU1-S3218-B-Q	70
EL4T5E49	30	LU1-C4860DD-Q	77	LU1-S10236-B-Q	69	LU1-S3224-A-Q	71
EW12418GQ	23	LU1-C4866DD-Q	77	LU1-S10418-A-Q	70	LU1-S3224-B-Q	71
EW12418Q	23	LU1-C4866DS-Q	76	LU1-S10418-B-Q	70	LU1-S3230-A-Q	72
EW14236GQ	23	LU1-C4866SD-Q	76	LU1-S10424-A-Q	71	LU1-S3230-B-Q	72
EW14236Q	23	LU1-C4866SS-Q	76	LU1-S10424-B-Q	71	LU1-S3636-A-Q	69
EW16615Q	23	LU1-C4872DD-Q	77	LU1-S10430-A-Q	72	LU1-S3636-B-Q	69
EW1(9/P)6030Q	26	LU1-C6042DD-Q	77	LU1-S10430-B-Q	72	LU1-S3818-A-Q	70
EW1(9/P)9636Q	26	LU1-C6042DS-Q	76	LU1-S10436-A-Q	73	LU1-S3818-B-Q	70
EW1BD3672S	24	LU1-C6042SD-Q	76	LU1-S10436-B-Q	73	LU1-S3824-A-Q	71
EW1BD4860D	24	LU1-C6042SS-Q	76	LU1-S10830-A-Q	68	LU1-S3824-B-Q	71
EW1BD4872D	24	LU1-C6048DD-Q	77	LU1-S10830-B-Q	68	LU1-S3830-A-Q	72
EW1BD6036S	24	LU1-C6642DD-Q	77	LU1-S10836-A-Q	69	LU1-S3830-B-Q	72

<i>pattern no.</i>	<i>page</i>	<i>pattern no.</i>	<i>page</i>	<i>pattern no.</i>	<i>page</i>	<i>pattern no.</i>	<i>page</i>
LU1-S3836-A-Q	73	LU1-S8018-B-Q	70	MC1-30H1	37, 38	MK4-T11426-P/V-Q	83
LU1-S3836-B-Q	73	LU1-S8024-A-Q	71	MC1-30H1V	38	MK4-T12026-P/V-Q	83
LU1-S4236-A-Q	69	LU1-S8024-B-Q	71	MC1-30S2	35, 36	MK4-T1826-P/V-Q	83
LU1-S4236-B-Q	69	LU1-S8030-A-Q	72	MC1-30S2V	36	MK4-T2426-P/V-Q	83
LU1-S4418-A-Q	70	LU1-S8030-B-Q	72	MC1-39H1	37, 38	MK4-T3026-P/V-Q	83
LU1-S4418-B-Q	70	LU1-S8036-A-Q	73	MC1-39H1V	38	MK4-T3626-P/V-Q	83
LU1-S4424-A-Q	71	LU1-S8036-B-Q	73	MC1-39S2	35, 36	MK4-T4226-P/V-Q	83
LU1-S4424-B-Q	71	LU1-S8436-A-Q	69	MC1-39S2V	36	MK4-T4826-P/V-Q	83
LU1-S4430-A-Q	72	LU1-S8436-B-Q	69	MC1-42H1	37, 38	MK4-T5426-P/V-Q	83
LU1-S4430-B-Q	72	LU1-S8618-A-Q	70	MC1-42H1V	38	MK4-T8426-P/V-Q	83
LU1-S4436-A-Q	73	LU1-S8618-B-Q	70	MC1-42S2	35, 36	MK4-T9026-P/V-Q	83
LU1-S4436-B-Q	73	LU1-S8624-A-Q	71	MC1-42S2V	36	MK4-T9626-P/V-Q	83
LU1-S4836-A-Q	69	LU1-S8624-B-Q	71	MC1-48H1	37, 38	MK4-V2448-P/V-Q	82
LU1-S4836-B-Q	69	LU1-S8630-A-Q	72	MC1-48H1V	38	MK4-V2648-P/V-Q	82
LU1-S5018-A-Q	70	LU1-S8630-B-Q	72	MC1-48S2	35, 36	MK4-X2448-P/V-Q	82
LU1-S5018-B-Q	70	LU1-S8636-A-Q	73	MC1-48S2V	36	MK4-X2648-P/V-Q	82
LU1-S5024-A-Q	71	LU1-S8636-B-Q	73	MC1-56H1	37, 38	MM3-IS42F-Q	85
LU1-S5024-B-Q	71	LU1-S9036-A-Q	69	MC1-56H1V	38	MM3-IS48F-Q	85
LU1-S5030-A-Q	72	LU1-S9036-B-Q	69	MC1-56S2	35, 36	MM3-IS54F-Q	85
LU1-S5030-B-Q	72	LU1-S9218-A-Q	70	MC1-56S2V	36	MM3-IS54R-Q	85
LU1-S5036-A-Q	73	LU1-S9218-B-Q	70	MC1-64S2	35, 36	MM3-IS84F-Q	85
LU1-S5036-B-Q	73	LU1-S9224-A-Q	71	MC1-64S2V	36	MM3-IS84R-Q	85
LU1-S5436-A-Q	69	LU1-S9224-B-Q	71	MC1-74H1	37, 38	MM3-IS90F-Q	85
LU1-S5436-B-Q	69	LU1-S9230-A-Q	72	MC1-74H1V	38	MM3-IS90R-Q	85
LU1-S5618-A-Q	70	LU1-S9230-B-Q	72	MC1-74S2	35, 36	MM3-IS96F-Q	85
LU1-S5618-B-Q	70	LU1-S9236-A-Q	73	MC1-74S2V	36	MM3-IS96R-Q	85
LU1-S5624-A-Q	71	LU1-S9236-B-Q	73	MC1-80H1	37, 38	MN2T5E19	91
LU1-S5624-B-Q	71	LU1-S9636-A-Q	69	MC1-80H1V	38	MN2T5E25	91
LU1-S5630-A-Q	72	LU1-S9636-B-Q	69	MC1-80S2	35, 36	MN2T5E37	91
LU1-S5630-B-Q	72	LU1-S9818-A-Q	70	MC1-80S2V	36	MN2T5E49	91
LU1-S5636-A-Q	73	LU1-S9818-B-Q	70	MC1-C30Q	39	MO8-24	88
LU1-S5636-B-Q	73	LU1-S9824-A-Q	71	MC1-C39Q	39	MO8-N24	88
LU1-S6036-A-Q	69	LU1-S9824-B-Q	71	MC1-C42Q	39	MP2-CPP	39
LU1-S6036-B-Q	69	LU1-S9830-A-Q	72	MC1-C48Q	39	MP3-W0818-C/S/T-Q	34
LU1-S6218-A-Q	70	LU1-S9830-B-Q	72	MC1-C56Q	39	MP3-W0824-C/S/T-Q	34
LU1-S6218-B-Q	70	LU1-S9836-A-Q	73	MC1-C64Q	39	MP3-W0830-C/S/T-Q	34
LU1-S6224-A-Q	71	LU1-S9836-B-Q	73	MC1-C74Q	39	MP3-W0836-C/S/T-Q	34
LU1-S6224-B-Q	71	LU1-W30A-L-Q	79	MC1-C80Q	39	MP3-W0842-C/S/T-Q	34
LU1-S6230-A-Q	72	LU1-W30A-R-Q	79	MK4-K10226-P/V-Q	83	MP3-W0848-C/S/T-Q	34
LU1-S6230-B-Q	72	LU1-W36A-L-Q	79	MK4-K10826-P/V-Q	83	MP3-W0860-C/S/T-Q	34
LU1-S6236-A-Q	73	LU1-W36A-R-Q	79	MK4-K11426-P/V-Q	83	MP3-W1418-C/S/T-Q	34
LU1-S6236-B-Q	73	LU1-W42A-L-Q	79	MK4-K12026-P/V-Q	83	MP3-W1424-C/S/T-Q	34
LU1-S6636-A-Q	69	LU1-W42A-R-Q	79	MK4-K1826-P/V-Q	83	MP3-W1430-C/S/T-Q	34
LU1-S6636-B-Q	69	LU1-W48A-L-Q	79	MK4-K2426-P/V-Q	83	MP3-W1436-C/S/T-Q	34
LU1-S6818-A-Q	70	LU1-W48A-R-Q	79	MK4-K3026-P/V-Q	83	MP3-W1442-C/S/T-Q	34
LU1-S6818-B-Q	70	LU1-W54A-L-Q	79	MK4-K3626-P/V-Q	83	MP3-W1448-C/S/T-Q	34
LU1-S6824-A-Q	71	LU1-W54A-R-Q	79	MK4-K4226-P/V-Q	83	MP3-W1460-C/S/T-Q	34
LU1-S6824-B-Q	71	LU1-W60A-L-Q	79	MK4-K4826-P/V-Q	83	MP3-W2618-C/S/T-Q	34
LU1-S6830-A-Q	72	LU1-W60A-R-Q	79	MK4-K5426-P/V-Q	83	MP3-W2624-C/S/T-Q	34
LU1-S6830-B-Q	72	LU1-W66A-L-Q	79	MK4-K8426-P/V-Q	83	MP3-W2630-C/S/T-Q	34
LU1-S6836-A-Q	73	LU1-W66A-R-Q	79	MK4-K9026-P/V-Q	83	MP3-W2636-C/S/T-Q	34
LU1-S6836-B-Q	73	LU1-W72A-L-Q	79	MK4-K9626-P/V-Q	83	MP3-W2642-C/S/T-Q	34
LU1-S7236-A-Q	69	LU1-W72A-R-Q	79	MK4-R10226-P/V-L/R-Q	84	MP3-W2648-C/S/T-Q	34
LU1-S7236-B-Q	69	LU1-W78A-L-Q	79	MK4-R10826-P/V-L/R-Q	84	MP3-W2660-C/S/T-Q	34
LU1-S7418-A-Q	70	LU1-W78A-R-Q	79	MK4-R11426-P/V-L/R-Q	84	MS2-U10213-H-Q	87
LU1-S7418-B-Q	70	LU1-W84A-L-Q	79	MK4-R12026-P/V-L/R-Q	84	MS2-U10213-Q	87
LU1-S7424-A-Q	71	LU1-W84A-R-Q	79	MK4-R1826-P/V-L/R-Q	84	MS2-U10813-H-Q	87
LU1-S7424-B-Q	71	LU1-W90A-L-Q	79	MK4-R2426-P/V-L/R-Q	84	MS2-U10813-Q	87
LU1-S7430-A-Q	72	LU1-W90A-R-Q	79	MK4-R5426-P/V-L/R-Q	84	MS2-U11413-H-Q	87
LU1-S7430-B-Q	72	LU1-W96A-L-Q	79	MK4-R7826-P/V-L/R-Q	84	MS2-U11413-Q	87
LU1-S7436-A-Q	73	LU1-W96A-R-Q	79	MK4-R8426-P/V-L/R-Q	84	MS2-U12013-H-Q	87
LU1-S7436-B-Q	73	LV3-D64-(L/R)	90	MK4-R9026-P/V-L/R-Q	84	MS2-U12013-Q	87
LU1-S7836-A-Q	69	LV3-S18S-(L/R)	90	MK4-R9626-P/V-L/R-Q	84	MS2-U5413-H-Q	87
LU1-S7836-B-Q	69	LV3-S56-(L/R)	90	MK4-T10226-P/V-Q	83	MS2-U5413-Q	87
LU1-S8018-A-Q	70	LV3-W64-(L/R)	90	MK4-T10826-P/V-Q	83	MS2-U9613-H-Q	87

<i>pattern no.</i>	<i>page</i>	<i>pattern no.</i>	<i>page</i>	<i>pattern no.</i>	<i>page</i>	<i>pattern no.</i>	<i>page</i>
MS2-U9613-Q	87	MU1-C6642DS-Q	63	MU1-S10236-R-Q	55	MU1-S2618-B-Q	56
MS2-W10213-H-Q	86	MU1-C6642SD-Q	62	MU1-S10418-A-Q	56	MU1-S2624-A-Q	57
MS2-W10213-Q	86	MU1-C6642SS-Q	62	MU1-S10418-B-Q	56	MU1-S2624-B-Q	57
MS2-W10813-H-Q	86	MU1-C6648DD-Q	63	MU1-S10424-A-Q	57	MU1-S2630-A-Q	58
MS2-W10813-Q	86	MU1-C6648DS-Q	63	MU1-S10424-B-Q	57	MU1-S2630-B-Q	58
MS2-W11413-H-Q	86	MU1-C6648SD-Q	62	MU1-S10430-A-Q	58	MU1-S3018-A-Q	52
MS2-W11413-Q	86	MU1-C6648SS-Q	62	MU1-S10430-B-Q	58	MU1-S3218-A-Q	56
MS2-W12013-H-Q	86	MU1-C7242DD-Q	63	MU1-S10436-B-Q	59	MU1-S3218-B-Q	56
MS2-W12013-Q	86	MU1-C7242DS-Q	63	MU1-S10436-R-Q	59	MU1-S3224-A-Q	57
MS2-W5413-H-Q	86	MU1-C7242SD-Q	62	MU1-S10818-A-Q	52	MU1-S3224-B-Q	57
MS2-W5413-Q	86	MU1-C7242SS-Q	62	MU1-S10818-B-Q	52	MU1-S3230-A-Q	58
MS2-W9613-H-Q	86	MU1-C7248DD-Q	63	MU1-S10824-A-Q	53	MU1-S3230-B-Q	58
MS2-W9613-Q	86	MU1-J24A-L-Q	64, 80	MU1-S10824-B-Q	53	MU1-S3618-A-Q	52
MT1-30S2	40, 41	MU1-J24A-R-Q	64	MU1-S10830-A-Q	54	MU1-S3636-B-Q	55
MT1-30S2V	41	MU1-J30A-L-Q	64, 80	MU1-S10830-B-Q	54	MU1-S3636-R-Q	55
MT1-39S2	40, 41	MU1-J30A-R-Q	64	MU1-S10836-B-Q	55	MU1-S3818-A-Q	56
MT1-39S2V	41	MU1-J36A-L-Q	64, 80	MU1-S10836-R-Q	55	MU1-S3818-B-Q	56
MT1-42S2	40, 41	MU1-J36A-R-Q	64	MU1-S11018-A-Q	56	MU1-S3824-A-Q	57
MT1-42S2V	41	MU1-J42A-L-Q	64, 80	MU1-S11018-B-Q	56	MU1-S3824-B-Q	57
MT1-48S2	40, 41	MU1-J42A-R-Q	64	MU1-S11024-A-Q	57	MU1-S3830-A-Q	58
MT1-48S2V	41	MU1-J48A-L-Q	64, 80	MU1-S11024-B-Q	57	MU1-S3830-B-Q	58
MT1-56S2	40, 41	MU1-J48A-R-Q	64	MU1-S11030-A-Q	58	MU1-S3836-B-Q	59
MT1-56S2V	41	MU1-J54A-L-Q	64, 80	MU1-S11030-B-Q	58	MU1-S3836-R-Q	59
MT1-64S2	40, 41	MU1-J54A-R-Q	64	MU1-S11036-B-Q	59	MU1-S4218-A-Q	52
MT1-64S2V	41	MU1-J60A-L-Q	64, 80	MU1-S11036-R-Q	59	MU1-S4236-B-Q	55
MT1-74S2	40, 41	MU1-J60A-R-Q	64	MU1-S11418-A-Q	52	MU1-S4236-R-Q	55
MT1-74S2V	41	MU1-J66A-L-Q	64, 80	MU1-S11418-B-Q	52	MU1-S4418-A-Q	56
MT1-80S2	40, 41	MU1-J66A-R-Q	64	MU1-S11424-A-Q	53	MU1-S4418-B-Q	56
MT1-80S2V	41	MU1-J72A-L-Q	64, 80	MU1-S11424-B-Q	53	MU1-S4424-A-Q	57
MT5-CS2	39	MU1-J72A-R-Q	64	MU1-S11430-A-Q	54	MU1-S4424-B-Q	57
MU1-C4242DD-Q	63	MU1-J78A-L-Q	64, 80	MU1-S11430-B-Q	54	MU1-S4430-A-Q	58
MU1-C4242DS-Q	63	MU1-J78A-R-Q	64	MU1-S11436-B-Q	55	MU1-S4430-B-Q	58
MU1-C4242SD-Q	62	MU1-J84A-L-Q	64, 80	MU1-S11436-R-Q	55	MU1-S4436-B-Q	59
MU1-C4248DD-Q	63	MU1-J84A-R-Q	64	MU1-S11618-A-Q	56	MU1-S4436-R-Q	59
MU1-C4248DS-Q	63	MU1-J90A-L-Q	64, 80	MU1-S11618-B-Q	56	MU1-S4818-A-Q	52
MU1-C4248SD-Q	62	MU1-J90A-R-Q	64	MU1-S11624-A-Q	57	MU1-S4836-B-Q	55
MU1-C4248SS-Q	62	MU1-J96A-L-Q	64, 80	MU1-S11624-B-Q	57	MU1-S4836-R-Q	55
MU1-C4260DD-Q	63	MU1-J96A-R-Q	64	MU1-S11630-A-Q	58	MU1-S5018-A-Q	56
MU1-C4260DS-Q	63	MU1-P66DA-L-Q	61	MU1-S11630-B-Q	58	MU1-S5018-B-Q	56
MU1-C4260SD-Q	62	MU1-P66DA-R-Q	61	MU1-S11636-B-Q	59	MU1-S5024-A-Q	57
MU1-C4260SS-Q	62	MU1-P66SA-L-Q	61	MU1-S11636-R-Q	59	MU1-S5024-B-Q	57
MU1-C4266DD-Q	63	MU1-P66SA-R-Q	61	MU1-S12018-A-Q	52	MU1-S5030-A-Q	58
MU1-C4266DS-Q	63	MU1-P72DA-L-Q	61	MU1-S12018-B-Q	52	MU1-S5030-B-Q	58
MU1-C4266SD-Q	62	MU1-P72DA-R-Q	61	MU1-S12024-A-Q	53	MU1-S5036-B-Q	59
MU1-C4266SS-Q	62	MU1-P78SA-L-Q	61	MU1-S12024-B-Q	53	MU1-S5036-R-Q	59
MU1-C4272DD-Q	63	MU1-P78SA-R-Q	61	MU1-S12030-A-Q	54	MU1-S5418-A-Q	52
MU1-C4272DS-Q	63	MU1-R6636-B-Q	60	MU1-S12030-B-Q	54	MU1-S5436-B-Q	55
MU1-C4272SD-Q	62	MU1-R6636-E-Q	60	MU1-S12036-B-Q	55	MU1-S5436-R-Q	55
MU1-C4272SS-Q	62	MU1-R6636-R-Q	60	MU1-S12036-R-Q	55	MU1-S5618-A-Q	56
MU1-C4842DD-Q	63	MU1-R7836-B-Q	60	MU1-S1818-A-Q	52	MU1-S5618-B-Q	56
MU1-C4842DS-Q	63	MU1-R7836-E-Q	60	MU1-S1818-B-Q	52	MU1-S5624-A-Q	57
MU1-C4842SD-Q	62	MU1-R7836-R-Q	60	MU1-S1824-A-Q	53	MU1-S5624-B-Q	57
MU1-C4842SS-Q	62	MU1-R8730-B-Q	60	MU1-S1824-B-Q	53	MU1-S5630-A-Q	58
MU1-C4860DD-Q	63	MU1-R8730-E-Q	60	MU1-S1830-A-Q	54	MU1-S5630-B-Q	58
MU1-C4866DD-Q	63	MU1-R8730-R-Q	60	MU1-S1830-B-Q	54	MU1-S5636-B-Q	59
MU1-C4866DS-Q	63	MU1-R9036-B-Q	60	MU1-S2018-A-Q	56	MU1-S5636-R-Q	59
MU1-C4866SD-Q	62	MU1-R9036-E-Q	60	MU1-S2018-B-Q	56	MU1-S6018-A-Q	52
MU1-C4866SS-Q	62	MU1-R9036-R-Q	60	MU1-S2024-A-Q	57	MU1-S6036-B-Q	55
MU1-C4872DD-Q	63	MU1-S10218-A-Q	52	MU1-S2024-B-Q	57	MU1-S6036-R-Q	55
MU1-C6042DD-Q	63	MU1-S10218-B-Q	52	MU1-S2030-A-Q	58	MU1-S6218-A-Q	56
MU1-C6042DS-Q	63	MU1-S10224-A-Q	53	MU1-S2030-B-Q	58	MU1-S6218-B-Q	56
MU1-C6042SD-Q	62	MU1-S10224-B-Q	53	MU1-S2418-A-Q	52	MU1-S6224-A-Q	57
MU1-C6042SS-Q	62	MU1-S10230-A-Q	54	MU1-S2430-A-Q	54	MU1-S6224-B-Q	57
MU1-C6048DD-Q	63	MU1-S10230-B-Q	54	MU1-S2430-B-Q	54	MU1-S6230-A-Q	58
MU1-C6642DD-Q	63	MU1-S10236-B-Q	55	MU1-S2618-A-Q	56	MU1-S6230-B-Q	58

<i>pattern no.</i>	<i>page</i>	<i>pattern no.</i>	<i>page</i>	<i>pattern no.</i>	<i>page</i>	<i>pattern no.</i>	<i>page</i>
MU1-S6236-B-Q	59	MU1-S9818-B-Q	56	MW2-S11618-A-Q	48	MW2-S4436-B-Q	51
MU1-S6236-R-Q	59	MU1-S9824-A-Q	57	MW2-S11618-B-Q	48	MW2-S4436-R-Q	51
MU1-S6618-A-Q	52	MU1-S9824-B-Q	57	MW2-S11624-A-Q	49	MW2-S4818-A-Q	44
MU1-S6636-B-Q	55	MU1-S9830-A-Q	58	MW2-S11624-B-Q	49	MW2-S4836-B-Q	47
MU1-S6636-R-Q	55	MU1-S9830-B-Q	58	MW2-S11630-A-Q	50	MW2-S4836-R-Q	47
MU1-S6818-A-Q	56	MU1-S9836-B-Q	59	MW2-S11630-B-Q	50	MW2-S5018-A-Q	48
MU1-S6818-B-Q	56	MU1-S9836-R-Q	59	MW2-S11636-B-Q	51	MW2-S5018-B-Q	48
MU1-S6824-A-Q	57	MU1-W30A-L-Q	65	MW2-S11636-R-Q	51	MW2-S5024-A-Q	49
MU1-S6824-B-Q	57	MU1-W30A-R-Q	65	MW2-S12018-A-Q	44	MW2-S5024-B-Q	49
MU1-S6830-A-Q	58	MU1-W54A-L-Q	65	MW2-S12018-B-Q	44	MW2-S5030-A-Q	50
MU1-S6830-B-Q	58	MU1-W54A-R-Q	65	MW2-S12024-A-Q	45	MW2-S5030-B-Q	50
MU1-S6836-B-Q	59	MU1-W60A-L-Q	65	MW2-S12024-B-Q	45	MW2-S5036-B-Q	51
MU1-S6836-R-Q	59	MU1-W60A-R-Q	65	MW2-S12030-A-Q	46	MW2-S5036-R-Q	51
MU1-S7218-A-Q	52	MU1-W66A-L-Q	65	MW2-S12030-B-Q	46	MW2-S5418-A-Q	44
MU1-S7236-B-Q	55	MU1-W66A-R-Q	65	MW2-S12036-B-Q	47	MW2-S5436-B-Q	47
MU1-S7236-R-Q	55	MU1-W72A-L-Q	65	MW2-S12036-R-Q	47	MW2-S5436-R-Q	47
MU1-S7418-A-Q	56	MU1-W72A-R-Q	65	MW2-S1818-A-Q	44	MW2-S5618-A-Q	48
MU1-S7418-B-Q	56	MU1-W78A-L-Q	65	MW2-S1818-B-Q	44	MW2-S5618-B-Q	48
MU1-S7424-A-Q	57	MU1-W78A-R-Q	65	MW2-S1824-A-Q	45	MW2-S5624-A-Q	49
MU1-S7424-B-Q	57	MU1-W84A-L-Q	65	MW2-S1824-B-Q	45	MW2-S5624-B-Q	49
MU1-S7430-A-Q	58	MU1-W84A-R-Q	65	MW2-S1830-A-Q	46	MW2-S5630-A-Q	50
MU1-S7430-B-Q	58	MU1-W90A-L-Q	65	MW2-S1830-B-Q	46	MW2-S5630-B-Q	50
MU1-S7436-B-Q	59	MU1-W90A-R-Q	65	MW2-S2018-A-Q	48	MW2-S5636-B-Q	51
MU1-S7436-R-Q	59	MU1-W96A-L-Q	65	MW2-S2018-B-Q	48	MW2-S5636-R-Q	51
MU1-S7818-A-Q	52	MU1-W96A-R-Q	65	MW2-S2024-A-Q	49	MW2-S6018-A-Q	44
MU1-S7818-B-Q	52	MW2-S10218-A-Q	44	MW2-S2024-B-Q	49	MW2-S6036-B-Q	47
MU1-S7836-B-Q	55	MW2-S10218-B-Q	44	MW2-S2030-A-Q	50	MW2-S6036-R-Q	47
MU1-S7836-R-Q	55	MW2-S10224-A-Q	45	MW2-S2030-B-Q	50	MW2-S6218-A-Q	48
MU1-S8018-A-Q	56	MW2-S10224-B-Q	45	MW2-S2418-A-Q	44	MW2-S6218-B-Q	48
MU1-S8018-B-Q	56	MW2-S10230-A-Q	46	MW2-S2418-B-Q	44	MW2-S6224-A-Q	49
MU1-S8024-A-Q	57	MW2-S10230-B-Q	46	MW2-S2430-A-Q	46	MW2-S6224-B-Q	49
MU1-S8024-B-Q	57	MW2-S10236-B-Q	47	MW2-S2430-B-Q	46	MW2-S6230-A-Q	50
MU1-S8030-A-Q	58	MW2-S10236-R-Q	47	MW2-S2618-A-Q	48	MW2-S6230-B-Q	50
MU1-S8030-B-Q	58	MW2-S10418-A-Q	48	MW2-S2618-B-Q	48	MW2-S6236-B-Q	51
MU1-S8036-B-Q	59	MW2-S10418-B-Q	48	MW2-S2624-A-Q	49	MW2-S6236-R-Q	51
MU1-S8036-R-Q	59	MW2-S10424-A-Q	49	MW2-S2624-B-Q	49	MW2-S6618-A-Q	44
MU1-S8418-A-Q	52	MW2-S10424-B-Q	49	MW2-S2630-A-Q	50	MW2-S6818-A-Q	48
MU1-S8418-B-Q	52	MW2-S10430-A-Q	50	MW2-S2630-B-Q	50	MW2-S6818-B-Q	48
MU1-S8436-B-Q	55	MW2-S10430-B-Q	50	MW2-S3018-A-Q	44	MW2-S6824-A-Q	49
MU1-S8436-R-Q	55	MW2-S10436-B-Q	51	MW2-S3218-A-Q	48	MW2-S6824-B-Q	49
MU1-S8618-A-Q	56	MW2-S10436-R-Q	51	MW2-S3218-B-Q	48	MW2-S6830-A-Q	50
MU1-S8618-B-Q	56	MW2-S10818-A-Q	44	MW2-S3224-A-Q	49	MW2-S6830-B-Q	50
MU1-S8624-A-Q	57	MW2-S10818-B-Q	44	MW2-S3224-B-Q	49	MW2-S6836-B-Q	51
MU1-S8624-B-Q	57	MW2-S10824-A-Q	45	MW2-S3230-A-Q	50	MW2-S6836-R-Q	51
MU1-S8630-A-Q	58	MW2-S10824-B-Q	45	MW2-S3230-B-Q	50	MW2-S7218-A-Q	44
MU1-S8630-B-Q	58	MW2-S10830-A-Q	46	MW2-S3618-A-Q	44	MW2-S7418-A-Q	48
MU1-S8636-B-Q	59	MW2-S10830-B-Q	46	MW2-S3636-B-Q	47	MW2-S7418-B-Q	48
MU1-S8636-R-Q	59	MW2-S10836-B-Q	47	MW2-S3636-R-Q	47	MW2-S7424-A-Q	49
MU1-S9018-A-Q	52	MW2-S10836-R-Q	47	MW2-S3818-A-Q	48	MW2-S7424-B-Q	49
MU1-S9018-B-Q	52	MW2-S11018-A-Q	48	MW2-S3818-B-Q	48	MW2-S7430-A-Q	50
MU1-S9036-B-Q	55	MW2-S11018-B-Q	48	MW2-S3824-A-Q	49	MW2-S7430-B-Q	50
MU1-S9036-R-Q	55	MW2-S11024-A-Q	49	MW2-S3824-B-Q	49	MW2-S7436-B-Q	51
MU1-S9218-A-Q	56	MW2-S11024-B-Q	49	MW2-S3830-A-Q	50	MW2-S7436-R-Q	51
MU1-S9218-B-Q	56	MW2-S11030-A-Q	50	MW2-S3830-B-Q	50	MW2-S7818-A-Q	44
MU1-S9224-A-Q	57	MW2-S11030-B-Q	50	MW2-S3836-B-Q	51	MW2-S7818-B-Q	44
MU1-S9224-B-Q	57	MW2-S11036-B-Q	51	MW2-S3836-R-Q	51	MW2-S8018-A-Q	48
MU1-S9230-A-Q	58	MW2-S11036-R-Q	51	MW2-S4218-A-Q	44	MW2-S8018-B-Q	48
MU1-S9230-B-Q	58	MW2-S11418-A-Q	44	MW2-S4236-B-Q	47	MW2-S8024-A-Q	49
MU1-S9236-B-Q	59	MW2-S11418-B-Q	44	MW2-S4236-R-Q	47	MW2-S8024-B-Q	49
MU1-S9236-R-Q	59	MW2-S11424-A-Q	45	MW2-S4418-A-Q	48	MW2-S8030-A-Q	50
MU1-S9618-A-Q	52	MW2-S11424-B-Q	45	MW2-S4418-B-Q	48	MW2-S8030-B-Q	50
MU1-S9618-B-Q	52	MW2-S11430-A-Q	46	MW2-S4424-A-Q	49	MW2-S8036-B-Q	51
MU1-S9636-B-Q	55	MW2-S11430-B-Q	46	MW2-S4424-B-Q	49	MW2-S8036-R-Q	51
MU1-S9636-R-Q	55	MW2-S11436-B-Q	47	MW2-S4430-A-Q	50	MW2-S8418-A-Q	44
MU1-S9818-A-Q	56	MW2-S11436-R-Q	47	MW2-S4430-B-Q	50	MW2-S8418-B-Q	44

<i>pattern no.</i>	<i>page</i>	<i>pattern no.</i>	<i>page</i>	<i>pattern no.</i>	<i>page</i>	<i>pattern no.</i>	<i>page</i>
MW2-S8436-B-Q	47	QAFPO20W	174	QR3B0P (LL/11/22/33) 4230	95	QR3B0T (LL/11/22/33) 7918	98
MW2-S8436-R-Q	47	QAFPO21W	174	QR3B0P (LL/11/22/33) 4236	95	QR3B0T (LL/11/22/33) 7920	98
MW2-S8618-A-Q	48	QAFPO22W	174	QR3B0P (LL/11/22/33) 4242	95	QR3B0T (LL/11/22/33) 7924	98
MW2-S8618-B-Q	48	QAFPO23W	174	QR3B0P (LL/11/22/33) 4248	95	QR3B0T (LL/11/22/33) 7930	98
MW2-S8624-A-Q	49	QAW1T43030	172	QR3B0P (LL/11/22/33) 4260	95	QR3B0T (LL/11/22/33) 7936	98
MW2-S8624-B-Q	49	QAW1T43636	172	QR3B0P (LL/11/22/33) 4266	95	QR3B0T (LL/11/22/33) 7942	98
MW2-S8630-A-Q	50	QAW1T44242	172	QR3B0P (LL/11/22/33) 4272	95	QR3B0T (LL/11/22/33) 7948	98
MW2-S8630-B-Q	50	QAW1T44830	172	QR3B0P (LL/11/22/33) 4918	95	QR3S (LL/11/22/33) 0818	99
MW2-S8636-B-Q	51	QAW1T44836	172	QR3B0P (LL/11/22/33) 4920	95	QR3S (LL/11/22/33) 0820	99
MW2-S8636-R-Q	51	QAW1T44848	172	QR3B0P (LL/11/22/33) 4924	95	QR3S (LL/11/22/33) 0824	99
MW2-S9018-A-Q	44	QAW1T46030	172	QR3B0P (LL/11/22/33) 4930	95	QR3S (LL/11/22/33) 0830	99
MW2-S9018-B-Q	44	QAW1T47236	172	QR3B0P (LL/11/22/33) 4936	95	QR3S (LL/11/22/33) 0836	99
MW2-S9036-B-Q	47	QAW1TR24	172	QR3B0P (LL/11/22/33) 4942	95	QR3S (LL/11/22/33) 0842	99
MW2-S9036-R-Q	47	QAW1TR30	172	QR3B0P (LL/11/22/33) 4948	95	QR3S (LL/11/22/33) 0848	99
MW2-S9218-A-Q	48	QAW1TR36	172	QR3B0P (LL/11/22/33) 4960	95	QR3S (LL/11/22/33) 1518	99
MW2-S9218-B-Q	48	QAW1TR42	172	QR3B0P (LL/11/22/33) 4966	95	QR3S (LL/11/22/33) 1520	99
MW2-S9224-A-Q	49	QAW1TR48	172	QR3B0P (LL/11/22/33) 4972	95	QR3S (LL/11/22/33) 1524	99
MW2-S9224-B-Q	49	QDMRD6436(L/R)()(-L	42	QR3B0P (LL/11/22/33) 6418	96	QR3S (LL/11/22/33) 1530	99
MW2-S9230-A-Q	50	QDMRD6436(L/R)()(-N	42	QR3B0P (LL/11/22/33) 6420	96	QR3S (LL/11/22/33) 1536	99
MW2-S9230-B-Q	50	QDMRD6442(L/R)()(-L	42	QR3B0P (LL/11/22/33) 6424	96	QR3S (LL/11/22/33) 1542	99
MW2-S9236-B-Q	51	QDMRD6442(L/R)()(-N	42	QR3B0P (LL/11/22/33) 6430	96	QR3S (LL/11/22/33) 1548	99
MW2-S9236-R-Q	51	QDMRD6448(L/R)()(-L	42	QR3B0P (LL/11/22/33) 6436	96	QR9C7794	126
MW2-S9618-A-Q	44	QDMRD6448(L/R)()(-N	42	QR3B0P (LL/11/22/33) 6442	96	QR9C7798	126
MW2-S9618-B-Q	44	QDMRD7836(L/R)()(-L	42	QR3B0P (LL/11/22/33) 6448	96	QR9C7801	126
MW2-S9636-B-Q	47	QDMRD7836(L/R)()(-N	42	QR3B0P (LL/11/22/33) 6460	96	QR9C7917	126
MW2-S9636-R-Q	47	QDMRD7842(L/R)()(-L	42	QR3B0P (LL/11/22/33) 6466	96	QR9C7919	126
MW2-S9818-A-Q	48	QDMRD7842(L/R)()(-N	42	QR3B0P (LL/11/22/33) 6472	96	QR9D5459	126
MW2-S9818-B-Q	48	QDMRD7848(L/R)()(-L	42	QR3B0P (LL/11/22/33) 7918	96	QR9G0413	126
MW2-S9824-A-Q	49	QDMRD7848(L/R)()(-N	42	QR3B0P (LL/11/22/33) 7920	96	QR9G1171	126
MW2-S9824-B-Q	49	QDMRDFT36	42	QR3B0P (LL/11/22/33) 7924	96	QR9G1173	126
MW2-S9830-A-Q	50	QDMRDFT42	42	QR3B0P (LL/11/22/33) 7930	96	QR9G1295	126
MW2-S9830-B-Q	50	QDMRDFT48	42	QR3B0P (LL/11/22/33) 7936	96	QR9G1499	126
MW2-S9836-B-Q	51	QR111JUK	128	QR3B0P (LL/11/22/33) 7942	96	QR9G2826	126
MW2-S9836-R-Q	51	QR111KUK	128	QR3B0P (LL/11/22/33) 7948	96	QR9G6777	126
MZ1-B2415	89	QR112JUK	128	QR3B0P (LL/11/22/33) 7960	96	QR9G6778	126
MZ1-B2419	89	QR112KUK	128	QR3B0P (LL/11/22/33) 7966	96	QR9G6779	126
MZ1-B2422	89	QR113JUK	128	QR3B0P (LL/11/22/33) 7972	96	QR9G6780	126
QACDL720	173	QR113KUK	128	QR3B0T (LL/11/22/33) 3418	97	QR9G6781	126
QACDL721	173	QR2 SLAT 1518	99	QR3B0T (LL/11/22/33) 3420	97	QR9G6782	126
QACDL820	173	QR2 SLAT 1520	99	QR3B0T (LL/11/22/33) 3424	97	QRB102(M/H)(F/R)	125
QACDL821	173	QR2 SLAT 1524	99	QR3B0T (LL/11/22/33) 3430	97	QRB108(M/H)(F/R)	125
QACDR720	173	QR2 SLAT 1530	99	QR3B0T (LL/11/22/33) 3436	97	QRB114(M/H)(F/R)	125
QACDR721	173	QR2 SLAT 1536	99	QR3B0T (LL/11/22/33) 3442	97	QRB120(M/H)(F/R)	125
QACDR820	173	QR2 SLAT 1542	99	QR3B0T (LL/11/22/33) 3448	97	QRB28MR	125
QACDR821	173	QR2 SLAT 1548	99	QR3B0T (LL/11/22/33) 4218	97	QRB34MR	125
QACG722WE	173	QR211JUK	127	QR3B0T (LL/11/22/33) 4220	97	QRB46MR	125
QACG723WE	173	QR211KUK	127	QR3B0T (LL/11/22/33) 4224	97	QRB58MR	125
QACG822WE	173	QR212JUK	127	QR3B0T (LL/11/22/33) 4230	97	QRBBC11 (L/R)	119
QACG823WE	173	QR212KUK	127	QR3B0T (LL/11/22/33) 4236	97	QRBBDH102M(F/R)	125
QAFPD12	174	QR213JUK	127	QR3B0T (LL/11/22/33) 4242	97	QRBBDH108M(F/R)	125
QAFPD13	174	QR213KUK	127	QR3B0T (LL/11/22/33) 4248	97	QRBBDH114M(F/R)	125
QAFPD22	174	QR2ES4215	101	QR3B0T (LL/11/22/33) 4918	97	QRBBDH120M(F/R)	125
QAFPD23	174	QR2ES49158	101	QR3B0T (LL/11/22/33) 4920	97	QRBBDH28MR	125
QAFPD10	174	QR2ES498	101	QR3B0T (LL/11/22/33) 4924	97	QRBBDH34MR	125
QAFPD11	174	QR2ES648	101	QR3B0T (LL/11/22/33) 4930	97	QRBBDH46MR	125
QAFPD120	174	QR3B0P (LL/11/22/33) 3418	95	QR3B0T (LL/11/22/33) 4936	97	QRBBDH58MR	125
QAFPD121	174	QR3B0P (LL/11/22/33) 3420	95	QR3B0T (LL/11/22/33) 4942	97	QRC332DHF	137, 138
QAFPD10	174	QR3B0P (LL/11/22/33) 3424	95	QR3B0T (LL/11/22/33) 4948	97	QRC332F	131, 132
QAFPD11	174	QR3B0P (LL/11/22/33) 3430	95	QR3B0T (LL/11/22/33) 6418	98	QRC333DHF	137, 138
QAFPD120	174	QR3B0P (LL/11/22/33) 3436	95	QR3B0T (LL/11/22/33) 6420	98	QRC333F	131, 132
QAFPD121	174	QR3B0P (LL/11/22/33) 3442	95	QR3B0T (LL/11/22/33) 6424	98	QRC362DHF	137, 138
QAFPD10	174	QR3B0P (LL/11/22/33) 3448	95	QR3B0T (LL/11/22/33) 6430	98	QRC362F	131, 132
QAFPD11W	174	QR3B0P (LL/11/22/33) 4218	95	QR3B0T (LL/11/22/33) 6436	98	QRC363DHF	137, 138
QAFPD12W	174	QR3B0P (LL/11/22/33) 4220	95	QR3B0T (LL/11/22/33) 6442	98	QRC363F	131, 132
QAFPD13W	174	QR3B0P (LL/11/22/33) 4224	95	QR3B0T (LL/11/22/33) 6448	98	QRC612DHC (L/R)	139, 141

<i>pattern no.</i>	<i>page</i>	<i>pattern no.</i>	<i>page</i>	<i>pattern no.</i>	<i>page</i>	<i>pattern no.</i>	<i>page</i>
QRC612DHD (L/R)	139	QRC733P	135, 136	QRCCDLA34284	111	QRCEAR223696	113
QRC612DHP (L/R)	140, 142	QRC761B	135, 136	QRCCDLA34290	111	QRCEAR224254	113
QRC612G	133, 134	QRC761DHBM	146	QRCCDLA34296	111	QRCEAR224266	113
QRC612P	133, 134	QRC761DHBW	143	QRCCDLA34860	111	QRCEAR224278	113
QRC613DHC (L/R)	139, 141	QRC762DHC	144, 146	QRCCDLA34866	111	QRCEAR224284	113
QRC613DHD (L/R)	139	QRC762DHH	144, 147	QRCCDLA34872	111	QRCEAR224290	113
QRC613DHP (L/R)	140, 142	QRC762DHI	145	QRCCDLA34878	111	QRCEAR224296	113
QRC613G	133, 134	QRC762DHP	145, 147	QRCCDLA34884	111	QRCEAR224860	113
QRC613P	133, 134	QRC762G	135, 136	QRCCDLA34890	111	QRCEAR224866	113
QRC632DHC	139, 141	QRC762P	135, 136	QRCCDLA34896	111	QRCEAR224878	113
QRC632DHD	139	QRC763DHC	144, 146	QRCCDRA23660	112	QRCEAR224890	113
QRC632DHE (L/R)	139, 141	QRC763DHH	144, 147	QRCCDRA23666	112	QRE24	124
QRC632DHH	140, 142	QRC763DHI	145	QRCCDRA23690	112	QRE35F	124
QRC632DHI	140	QRC763DHP	145, 147	QRCCDRA24260	112	QREDH24	124
QRC632DHP	140, 142	QRC763G	135, 136	QRCCDRA24266	112	QRFDH35F	124
QRC632G	133, 134	QRC763P	135, 136	QRCCDRA24272	112	QRFTCWSUH21	102
QRC632P	133, 134	QRCA 363623	117	QRCCDRA24278	112	QRFTCWSUH25	102
QRC633DHC	139, 141	QRCA 363632	117	QRCCDRA24284	112	QRFTCWSUH37	102
QRC633DHD	139	QRCA 364223	117	QRCCDRA24290	112	QRKA 363623	116
QRC633DHE (L/R)	139, 141	QRCA 364232	117	QRCCDRA24296	112	QRKA 363632	116
QRC633DHH	140, 142	QRCA 423623	117	QRCCDRA24860	112	QRKA 364223	116
QRC633DHI	140	QRCA 423632	117	QRCCDRA24866	112	QRKA 364232	116
QRC633DHP	140, 142	QRCA 424223	117	QRCCDRA24872	112	QRKA 423623	116
QRC633G	133, 134	QRCA 424232	117	QRCCDRA24878	112	QRKA 423632	116
QRC633P	133, 134	QRCA 424233	117	QRCCDRA24884	112	QRKA 424223	116
QRC662DHC	139, 141	QRCA 424823	117	QRCCDRA24890	112	QRKA 424232	116
QRC662DHD	139	QRCA 424832	117	QRCCDRA24896	112	QRKA 424233	116
QRC662DHE (L/R)	139, 141	QRCA 484223	117	QRCCDRA33660	112	QRKA 424823	116
QRC662DHH	140, 142	QRCA 484232	117	QRCCDRA33666	112	QRKA 424832	116
QRC662DHI	140	QRCA 484823	117	QRCCDRA33690	112	QRKA 484223	116
QRC662DHP	140, 142	QRCA 484832	117	QRCCDRA34260	112	QRKA 484232	116
QRC662G	133, 134	QRCA 484833	117	QRCCDRA34266	112	QRKA 484823	116
QRC662P	133, 134	QRCA 484833	117	QRCCDRA34272	112	QRKA 484832	116
QRC663DHC	139, 141	QRCA 484833	117	QRCCDRA34278	112	QRKA 484833	116
QRC663DHD	139	QRCA 484833	117	QRCCDRA34284	112	QRKB 363623	116
QRC663DHE (L/R)	139, 141	QRCA 484833	117	QRCCDRA34290	112	QRKB 363632	116
QRC663DHH	140, 142	QRCA 484833	117	QRCCDRA34296	112	QRKB 364223	116
QRC663DHI	140	QRCA 484833	117	QRCCDRA34296	112	QRKB 364232	116
QRC663DHP	140, 142	QRCA 484833	117	QRCCDRA34296	112	QRKB 423623	116
QRC663G	133, 134	QRCA 484833	117	QRCCDRA34296	112	QRKB 423632	116
QRC663P	133, 134	QRCA 484833	117	QRCCDRA34296	112	QRKB 424223	116
QRC712DHC(L/R)	144, 146	QRCA 484833	117	QRCCDRA34296	112	QRKB 424232	116
QRC712DHD (L/R)	143	QRCA 484833	117	QRCCDRA34296	112	QRKB 424233	116
QRC712DHP(L/R)	145, 147	QRCA 484833	117	QRCCDRA34296	112	QRKB 424823	116
QRC712G	135, 136	QRCA 484833	117	QRCCDRA34296	112	QRKB 424832	116
QRC712P	135, 136	QRCA 484833	117	QRCCDRA34296	112	QRKB 484223	116
QRC713DHC(L/R)	144, 146	QRCA 484833	117	QRCCDRA34296	112	QRKB 484232	116
QRC713DHD (L/R)	143	QRCA 484833	117	QRCCDRA34296	112	QRKB 484823	116
QRC713DHP(L/R)	145, 147	QRCA 484833	117	QRCCDRA34296	112	QRKB 484832	116
QRC713G	135, 136	QRCA 484833	117	QRCCDRA34296	112	QRKB 484833	116
QRC713P	135, 136	QRCA 484833	117	QRCCDRA34296	112	QRM9A5430 N	114
QRC731B	135, 136	QRCA 484833	117	QRCCDRA34296	112	QRM9A5436 N	114
QRC731DHBM	146	QRCA 484833	117	QRCCDRA34296	112	QRM9A6030 N	114
QRC731DHBW	143	QRCA 484833	117	QRCCDRA34296	112	QRM9A6036 N	114
QRC732DHC	144, 146	QRCA 484833	117	QRCCDRA34296	112	QRM9A6630	114
QRC732DHH	144, 147	QRCA 484833	117	QRCCDRA34296	112	QRM9A6636	114
QRC732DHI	145	QRCA 484833	117	QRCCDRA34296	112	QRM9A7230	114
QRC732DHP	145, 147	QRCA 484833	117	QRCCDRA34296	112	QRM9A7236	114
QRC732G	135, 136	QRCA 484833	117	QRCCDRA34296	112	QRM9A7830	114
QRC732P	135, 136	QRCA 484833	117	QRCCDRA34296	112	QRM9A7836	114
QRC733DHC	144, 146	QRCA 484833	117	QRCCDRA34296	112	QRM9A8436	114
QRC733DHH	144, 147	QRCA 484833	117	QRCCDRA34296	112	QRM9A9636	114
QRC733DHI	145	QRCA 484833	117	QRCCDRA34296	112	QRM9B5430 N	115
QRC733DHP	145, 147	QRCA 484833	117	QRCCDRA34296	112	QRM9B5436 N	115
QRC733G	135, 136	QRCA 484833	117	QRCCDRA34296	112	QRM9B6030 N	115

<i>pattern no.</i>	<i>page</i>	<i>pattern no.</i>	<i>page</i>	<i>pattern no.</i>	<i>page</i>	<i>pattern no.</i>	<i>page</i>
QRM9B6036 N	115	QROAH30T0	148	QROAO78T0DH	154	QROBH78T1	153
QRM9B6630	115	QROAH30T0DH	155	QROAO78T1	149	QROBH78T1DH	164
QRM9B6636	115	QROAH30T1	150	QROAO78T1DH	157	QROBH84T0	151
QRM9B7230	115	QROAH30T1DH	158	QROAO84T0	148	QROBH84T0DH	161
QRM9B7236	115	QROAH36T0	148	QROAO84T0DH	154	QROBH84T1	153
QRM9B7830	115	QROAH36T0DH	155	QROAO84T1	149	QROBH84T1DH	164
QRM9B7836	115	QROAH36T1	150	QROAO84T1DH	157	QROBO30BM	168
QRM9B8436	115	QROAH36T1DH	158	QROBF30S0	152	QROBO30BW	167
QRM9B9636	115	QROAH42T0	148	QROBF30S0DH	162	QROBO30DHBM	168
QRMPA5430 N	114	QROAH42T0DH	155	QROBF30S1	153	QROBO30DHBW	167
QRMPA5436 N	114	QROAH42T1	150	QROBF30S1DH	165	QROBO30T0	151
QRMPA6030 N	114	QROAH42T1DH	158	QROBF36S0	152	QROBO30T0DH	160
QRMPA6036 N	114	QROAH48T0	148	QROBF36S0DH	162	QROBO30T1	152
QRMPA6630	114	QROAH48T0DH	155	QROBF36S1	153	QROBO30T1DH	163
QRMPA6636	114	QROAH48T1	150	QROBF36S1DH	165	QROBO36BM	168
QRMPA7230	114	QROAH48T1DH	158	QROBF42S0	152	QROBO36BW	167
QRMPA7236	114	QROAH54T0	148	QROBF42S0DH	162	QROBO36DHBM	168
QRMPA7830	114	QROAH54T0DH	155	QROBF42S1	153	QROBO36DHBW	167
QRMPA7836	114	QROAH54T1	150	QROBF42S1DH	165	QROBO36T0	151
QRMPA8436	114	QROAH54T1DH	158	QROBF48S0	152	QROBO36T0DH	160
QRMPA9636	114	QROAH66T0	148	QROBF48S0DH	162	QROBO36T1	152
QRMPB5430 N	115	QROAH66T0DH	155	QROBF48S1	153	QROBO36T1DH	163
QRMPB5436 N	115	QROAH66T1	150	QROBF48S1DH	165	QROBO42T0	151
QRMPB6030 N	115	QROAH66T1DH	158	QROBF54S0	152	QROBO42T0DH	160
QRMPB6036 N	115	QROAH78T0	148	QROBF54S0DH	162	QROBO42T1	152
QRMPB6630	115	QROAH78T0DH	155	QROBF54S1	153	QROBO42T1DH	163
QRMPB6636	115	QROAH78T1	150	QROBF54S1DH	165	QROBO48T0	151
QRMPB7230	115	QROAH78T1DH	158	QROBF66S0	152	QROBO48T0DH	160
QRMPB7236	115	QROAH84T0	148	QROBF66S0DH	162	QROBO48T1	152
QRMPB7830	115	QROAH84T0DH	155	QROBF66S1	153	QROBO48T1DH	163
QRMPB7836	115	QROAH84T1	150	QROBF66S1DH	165	QROBO54T0	151
QRMPB8436	115	QROAH84T1DH	158	QROBF78S0	152	QROBO54T0DH	160
QRMPB9636	115	QROAO30BM	168	QROBF78S0DH	162	QROBO54T1	152
QROAF30S0	149	QROAO30BW	167	QROBF78S1	153	QROBO54T1DH	163
QROAF30S0DH	156	QROAO30DHBM	168	QROBF78S1DH	165	QROBO66T0	151
QROAF30S1	150	QROAO30DHBW	167	QROBF90S0	152	QROBO66T0DH	160
QROAF30S1DH	159	QROAO30T0	148	QROBF90S0DH	162	QROBO66T1	152
QROAF36S0	149	QROAO30T0DH	154	QROBF90S1	153	QROBO66T1DH	163
QROAF36S0DH	156	QROAO30T1	149	QROBF90S1DH	165	QROBO78T0	151
QROAF36S1	150	QROAO30T1DH	157	QROBH30T0	151	QROBO78T0DH	160
QROAF36S1DH	159	QROAO36BM	168	QROBH30T0DH	161	QROBO78T1	152
QROAF42S0	149	QROAO36BW	167	QROBH30T1	153	QROBO78T1DH	163
QROAF42S0DH	156	QROAO36DHBM	168	QROBH30T1DH	164	QROBO84T0	151
QROAF42S1	150	QROAO36DHBW	167	QROBH36T0	151	QROBO84T0DH	160
QROAF42S1DH	159	QROAO36T0	148	QROBH36T0DH	161	QROBO84T1	152
QROAF48S0	149	QROAO36T0DH	154	QROBH36T1	153	QROBO84T1DH	163
QROAF48S0DH	156	QROAO36T1	149	QROBH36T1DH	164	QROMH24S0	166
QROAF48S1	150	QROAO36T1DH	157	QROBH42T0	151	QROMH42S0	166
QROAF48S1DH	159	QROAO42T0	148	QROBH42T0DH	161	QROMH48S0	166
QROAF54S0	149	QROAO42T0DH	154	QROBH42T1	153	QROMH54S0	166
QROAF54S0DH	156	QROAO42T1	149	QROBH42T1DH	164	QROMH66S0	166
QROAF54S1	150	QROAO42T1DH	157	QROBH48T0	151	QROMH78S0	166
QROAF54S1DH	159	QROAO48T0	148	QROBH48T0DH	161	QROMH84S0	166
QROAF66S0	149	QROAO48T0DH	154	QROBH48T1	153	QROMH90S0	166
QROAF66S0DH	156	QROAO48T1	149	QROBH48T1DH	164	QROMH96S0	166
QROAF66S1	150	QROAO48T1DH	157	QROBH54T0	151	QROPH24S0	166
QROAF66S1DH	159	QROAO54T0	148	QROBH54T0DH	161	QROPH42S0	166
QROAF78S0	149	QROAO54T0DH	154	QROBH54T1	153	QROPH48S0	166
QROAF78S0DH	156	QROAO54T1	149	QROBH54T1DH	164	QROPH54S0	166
QROAF78S1	150	QROAO54T1DH	157	QROBH66T0	151	QROPH84S0	166
QROAF78S1DH	159	QROAO66T0	148	QROBH66T0DH	161	QRP231J	129, 130
QROAF90S0	149	QROAO66T0DH	154	QROBH66T1	153	QRP232J	129, 130
QROAF90S0DH	156	QROAO66T1	149	QROBH66T1DH	164	QRP261J	129, 130
QROAF90S1	150	QROAO66T1DH	157	QROBH78T0	151	QRP262J	129, 130
QROAF90S1DH	159	QROAO78T0	148	QROBH78T0DH	161	QRP301J	129, 130

<i>pattern no.</i>	<i>page</i>	<i>pattern no.</i>	<i>page</i>	<i>pattern no.</i>	<i>page</i>	<i>pattern no.</i>	<i>page</i>
QRP302J	129, 130	QRSAP1041	104	QRSB544	106	QRSBP862	107
QRP361J	129, 130	QRSAP1042	104	QRSB784	106	QRSBP863	108
QRP362J	129, 130	QRSAP1043	105	QRSB844	106	QRSBP921	107
QRPAB17UK	127	QRSAP1101	104	QRSB904	106	QRSBP922	107
QRPDHB17UK	128	QRSAP1102	104	QRSB964	106	QRSBP923	108
QRPHTB2424	170	QRSAP1103	105	QRSBC10218	110	QRSBP981	107
QRPHTB3624	170	QRSAP261	104	QRSBC10818	110	QRSBP982	107
QRPHTB4824	170	QRSAP262	104	QRSBC3018	110	QRSBP983	108
QRPHTB5424	170	QRSAP263	104	QRSBC3618	110	QRSD3627	126
QRPHTB6024	170	QRSAP321	104	QRSBC3636	110	QRSDA3627	126
QRPHTB7224	170	QRSAP322	104	QRSBC4218	110	QRSDHD3628	126
QRRAW12048	123	QRSAP323	104	QRSBC4236	110	QRSDHDA3628	126
QRRAW14448	123	QRSAP381	104	QRSBC4818	110	QRTA2424	121
QRRAW16848	123	QRSAP382	104	QRSBC5418	110	QRTA3030	121
QRRAW19248	123	QRSAP383	104	QRSBC5436	110	QRTA5454	121
QRRAW4848	123	QRSAP441	104	QRSBC6018	110	QRTAW12048	122
QRRAW9648	123	QRSAP442	104	QRSBC6036	110	QRTAW14448	122
QRSA1021	103	QRSAP443	105	QRSBC6618	110	QRTAW16848	122
QRSA1022	103	QRSAP501	104	QRSBC6636	110	QRTAW19248	122
QRSA1023	103	QRSAP502	104	QRSBC7218	110	QRTAW4848	122
QRSA1024	103	QRSAP503	105	QRSBC7236	110	QRTAW9648	122
QRSA1081	103	QRSAP561	104	QRSBC7818	110	QRTB2424	121
QRSA1082	103	QRSAP562	104	QRSBC7836	110	QRTB3030	121
QRSA1083	103	QRSAP563	105	QRSBC8418	110	QRTB5454	121
QRSA1084	103	QRSAP621	104	QRSBC8436	110	QRWHTB2424	170
QRSA1141	103	QRSAP622	104	QRSBC9018	110	QRWHTB5424	170
QRSA1142	103	QRSAP623	105	QRSBC9036	110	QRWHTB6024	170
QRSA1143	103	QRSAP681	104	QRSBC9618	110	QRWHTB7224	170
QRSA1144	103	QRSAP682	104	QRSBP1041	107	QRWSU34	102
QRSA1201	103	QRSAP683	105	QRSBP1042	107	QRWSU42	102
QRSA1202	103	QRSAP741	104	QRSBP1043	108	QRWSU49	102
QRSA1203	103	QRSAP742	104	QRSBP1101	107	QRWSU64	102
QRSA1204	103	QRSAP743	105	QRSBP1102	107	QRWSU79	102
QRSA161-N	103	QRSAP801	104	QRSBP1103	108	QRWSUH34	102
QRSA162-N	103	QRSAP802	104	QRSBP261	107	QRWSUH42	102
QRSA163-N	103	QRSAP803	105	QRSBP262	107	QRWSUH49	102
QRSA484	103	QRSAP861	104	QRSBP263	107	QRWSUH64	102
QRSA544	103	QRSAP862	104	QRSBP321	107	QRWSUH79	102
QRSA784	103	QRSAP863	105	QRSBP322	107	QS990981	101
QRSA844	103	QRSAP921	104	QRSBP323	107	QS994873	100
QRSA904	103	QRSAP922	104	QRSBP381	107	QS9A5986	101
QRSA964	103	QRSAP923	105	QRSBP382	107	QS9A8002	100
QRSAC10218	109	QRSAP981	104	QRSBP383	107	QS9A8003	100
QRSAC10818	109	QRSAP982	104	QRSBP441	107	QS9B2960	100
QRSAC3018	109	QRSAP983	105	QRSBP442	107	QS9C2320	101
QRSAC3618	109	QRSB1021	106	QRSBP443	108	QS9C2321	101
QRSAC3636	109	QRSB1022	106	QRSBP501	107	QS9C2425	101
QRSAC4218	109	QRSB1023	106	QRSBP502	107	QS9G5498	100
QRSAC4236	109	QRSB1024	106	QRSBP503	108	QS9G5499	100
QRSAC4818	109	QRSB1081	106	QRSBP561	107	QS9G5875	100
QRSAC5418	109	QRSB1082	106	QRSBP562	107	QS9G5876	100
QRSAC5436	109	QRSB1083	106	QRSBP563	108	RBC18 (L/R)	119
QRSAC6018	109	QRSB1084	106	QRSBP621	107	RBC	119
QRSAC6036	109	QRSB1141	106	QRSBP622	107	RTAT5E19	176
QRSAC6618	109	QRSB1142	106	QRSBP623	108	RTAT5E25	176
QRSAC6636	109	QRSB1143	106	QRSBP681	107	RTAT5E37	176
QRSAC7218	109	QRSB1144	106	QRSBP682	107	RTAT5E49	176
QRSAC7236	109	QRSB1201	106	QRSBP683	108	RTAT5E61	176
QRSAC7818	109	QRSB1202	106	QRSBP741	107	RTLT5E19	169
QRSAC7836	109	QRSB1203	106	QRSBP742	107	RTLT5E25	169
QRSAC8418	109	QRSB1204	106	QRSBP743	108	RTLT5E37	169
QRSAC8436	109	QRSB161-N	106	QRSBP801	107	RTLT5E49	169
QRSAC9018	109	QRSB162-N	106	QRSBP802	107	RTLT5E61	169
QRSAC9036	109	QRSB163-N	106	QRSBP803	108	RTLT5E73	169
QRSAC9618	109	QRSB484	106	QRSBP861	107	RTLT5E85	169

Selling Policy

	<p>This Selling Policy supercedes all previous selling policies. Prices, discounts and product offerings are subject to change without notice.</p>
Terms & Conditions of Sales	<p>Sales by Knoll, Inc. or Knoll North America Corp. ("Seller") of Knoll Product Lines (hereinafter "Products") within the United States and Canada are made only on the terms which are contained in this Selling Policy. Seller hereby gives notice of its objection to any different or additional terms and conditions. This sale is expressly conditional upon Purchaser's assent to the terms and conditions set forth below. Additional terms and conditions may apply to KnollStudio and KnollTextiles orders. These terms and conditions may be modified or supplemented only by a written document signed by an authorized representative of Seller. These terms and conditions supercede any prior and/or contemporaneous agreements or correspondence between Purchaser and Seller. Written quotations expire thirty (30) days from the date of issuance and can be withdrawn by written notice anytime during that period. Where Purchaser and Seller have entered into the Knoll Electronic Terms and Conditions, all orders, acknowledgements, invoices and other business communications placed or transmitted in accordance with the Knoll Electronic Terms and Conditions shall be deemed to be in writing and signed and shall be valid for all purposes as if they were originated and maintained in documentary form.</p>
Ordering Information	<p>All orders must be in writing. The product pattern number(s) contained on Seller's order acknowledgement shall be the final expression of the order.</p>
Order Confirmation	<p>A purchase order is not binding on Seller until Purchaser has received Seller's order confirmation or acknowledgment.</p>
Pricing Policies	<p>List prices are subject to change without notice.</p> <p>List prices shall be those prices in effect on the date of receipt of a complete purchase order unless shipment is requested more than ninety (90) days after order entry in which case prices in effect on the date of shipment apply. List prices include specified freight costs. Unless specified in writing by Seller, no other charges are included in Seller's list prices.</p>
Taxes	<p>All sales, use, excise and other taxes applicable to the sale of the Products shall be paid by Purchaser. If Purchaser claims an exemption from any tax, Purchaser shall submit to Seller the appropriate exemption certificates.</p>
Terms of Payment	<p>Payment for one hundred percent (100%) of the net order amount is due within thirty (30) days of the date of invoice, which is issued upon shipment. In case of any discrepancies, such as shortages, and Seller is notified in writing within ten (10) days of receipt of Product, only that portion may be deducted and the balance paid. For orders greater than \$100,000 net, a fifty percent (50%) deposit is due at the time of order placement, with the remainder due within thirty (30) days of the date of invoice.</p> <p>KnollStudio orders less than \$2,000 require payment for one hundred percent (100%) of the net order amount (including any applicable sales tax and charges for inside delivery, special packaging, etc.), due at time of order placement. For KnollStudio orders greater than \$2,000, a one-half (50%) deposit is due at time of order placement with the remainder (including any applicable sales tax and charges for inside delivery, special packaging, etc.) due prior to shipment.</p> <p>If, in the judgment of Seller, Purchaser's financial condition does not justify the terms of the payment, Seller may require full or partial payment in advance.</p> <p>Past due accounts shall be charged one and one-half percent (1.5%) per month, or the highest rate permitted by law, whichever is less, and will be added to the outstanding balance. In the event Purchaser defaults on payment, Purchaser shall be liable for all collection costs, including reasonable attorney's fees and costs.</p>
Changes and Cancellation	<p>Purchase orders may not be changed or cancelled, in whole or in part, without prior written consent of Seller. Changes may effect delivery dates. Expenses incurred because of changes shall be charged to Purchaser. In the event of cancellations, Purchaser will be liable for reasonable cancellation charges established by Seller. Orders for special Product, orders including "COM" (hereinafter defined) material and orders pursuant to expedited delivery programs, may not be canceled.</p>
Freight Prepaid	<p>Freight is prepaid and included in the price of all Products, except KnollTextiles, within the 48 contiguous United States for orders placed with Knoll, Inc. and within Canada, excluding the Yukon, Northwest Territories, Nunavut and Newfoundland for orders placed with Knoll North America Corp. Packing is tested for rigorous motion and transportation but is not guaranteed to protect furniture from conditions over which the Seller has no control. If special packaging is required for any reason, please consult with your sales representative or dealer. Seller shall select the method of shipment and routing. All shipments shall be tailgate deliveries. Freight for all KnollTextiles orders is prepaid and added to the invoice.</p>
Delivery/Freight Charges	<p>Shipments outside the contiguous 48 United States and Canada shall be shipped F.O.B. Origin.</p> <p>For shipments outside the contiguous United States and Canada, Purchaser is responsible for the cost of freight from point of embarkation, including any handling and transportation charges incidental to loading at the point of departure and unloading at the final destination.</p> <p>Conditions beyond the control of Seller, including weather, available facilities and traffic conditions, may affect exact time of delivery. Seller shall not be responsible for specific carrier delivery date or time unless it has made a specific delivery commitment, in writing.</p> <p>Nonstandard methods of shipment and/or additional services are available upon request. Purchaser will be billed for the differential cost of any special services in excess of standard surface carrier freight costs. Premium charges, at Purchaser's request, will be added for airfreight, exclusive use of vehicle and extra, export or special packaging. Accessorial charges will be added for inside delivery, extra labor, reassignment and redelivery.</p> <p>Partial shipments may be made and invoiced by Seller.</p>
Claims	<p>All shipments for all Knoll Products within the contiguous United States and Canada are F.O.B. Origin. Risk of loss passes to Purchaser at time of delivery to carrier. Purchaser shall inspect all Products upon receipt and notify Seller within ten (10) working days after receipt of any damage or defects which are, or should be, apparent from an inspection of the Product and its packaging. Failure of Purchaser to make a claim against carrier or notify Seller during the ten (10) working day period shall constitute acceptance of the Products and waiver of any apparent defects, errors or shortages. Seller will agree to repair or replace Product damaged in shipment if Purchaser has notified Seller of freight damage within ten (10) working days after receipt and assigns its rights against the carrier.</p>
Seller's Security Interest	<p>Until Seller receives the full payment for the Product, Seller shall have a security interest in the Product. Purchaser agrees to perform all acts, including but not limited to the execution and filing of documentation, which may be necessary to perfect and assure the security interest of Seller.</p>
Returns	<p>The return of Products without a written authorization by Seller shall not be accepted. To receive authorization for Product return, please call Customer Service. All Products that are returned pursuant to a valid authorization shall be subject to a twenty-five percent (25%) of list restocking charge. Products not currently offered for sale by Seller (including COM) shall not be authorized for return. All returned Products must be unused, in original condition and in the original Seller packing cartons. No refund or credit shall be given for damaged Products.</p>
Held Orders/Storage	<p>If Purchaser requests that an order be held or delayed, prices and terms and conditions in effect at the time of shipment shall apply. If Purchaser requests a delay after the time when Seller can defer production, Purchaser will be invoiced for the Product, payable in accordance with standard terms, when the order is ready for shipment. Seller may transfer the Product to storage, in which case all expenses incurred in connection with storage, including demurrage, preparation for storage, storage charges and handling shall be payable by Purchaser upon submission of invoices by Seller. Risk of loss to the Product shall pass to the Purchaser upon delivery of the Product into storage.</p>

Selling Policy

Customer's Own Material	A Purchaser who requests a fabric or other surface material not standard to Seller's line of Products ("COM") must submit samples of the requested material to Seller prior to entry of a purchaser order. Seller shall determine if the material is suitable to its manufacturing processes and meets any requirements of Underwriters Laboratories. If the COM is acceptable, Seller will then establish a price for using the COM or the Product in question. For a description of the procedures for submitting samples and testing, contact customer resources or your sales representative. Seller shall have no responsibility for the appearance, condition, performance, durability, colorfastness or any other physical attribute of the COM. Purchaser shall indemnify and hold Seller harmless for any damages, injuries or losses arising out of or related to use of the COM on the Product.
Warranty	<p>Seller warrants to the original Purchaser only that the Products Seller manufactures and sells to Purchaser are free of defects in workmanship and materials, during the applicable warranty period set forth below.</p> <p>Warranty period set forth below for <i>Bulldog, Chadwick, Essentials Work Chairs, Generation by Knoll, Life, Moment, Open Up, RPM, Sapper and SoHo</i> seating is for 24-hour, 7 days a week, multi shift use.</p> <p>Should any failure to conform with this limited warranty appear to a Product listed below during the applicable warranty period from the date of shipment, Seller shall, upon prompt written notice, repair or replace, at its option and costs, the affected part or parts.</p> <p><i>Product and Period of Warranty</i></p> <p><i>Lifetime: AutoStrada, Calibre, Crinion Open Table, Currents, Dividends Horizon, Equity, Morrison, Reff laminate, Series 2 Storage, Template</i> and other non-wood components (except cascade edge worksurfaces, operational parts, controls, electrical, <i>Series 2 Veneer Front Storage</i>, special or custom products, see below)</p> <p><i>10 Years: AutoStrada, Crinion Open Table, Reff</i> wood components, <i>Series 2 Veneer Front Storage, Wood Casegoods (Magnusson, The Graham Collection), Interaction</i> tables (except height adjustment mechanisms for <i>Counterforce</i>, crank-adjustable, and split-top tables and worksurfaces, see below), <i>Reuter</i> overheads, <i>Reuter</i> vertical storage, <i>Bulldog, Chadwick, Essentials Work Chairs, Generation by Knoll, Life, Moment, RPM</i> and <i>Sapper</i> seating structural and operational parts, controls, casters, pneumatic cylinders, seat and back suspension material (except seating upholstery, finishes and labor, wood casegoods upholstered surfaces, see below)</p> <p><i>5 Years: Operational parts, controls, electrical</i> (except light ballasts and bulbs, see below), cascade edge worksurfaces, special or custom product, wood veneer products, <i>Currents</i> handcrank, <i>Interaction Counterforce, Interaction</i> crank-adjustable, and split-top mechanisms, <i>KnollStudio, KnollExtra</i> adjustable keyboard supports, VDT carousel, monitor platform, equipment storage drawers and all universal storage drawers, <i>Open Up and SoHo</i> seating structural and operational parts, controls, pneumatic cylinders (except seating upholstery, finishes and labor, see below)</p> <p><i>3 Years: Upholstery, finishes and labor</i> to repair the following chairs: <i>Bulldog, Chadwick, Essentials Work Chairs, Generation by Knoll, Life, Moment, Open Up, RPM, Sapper and SoHo</i>.</p> <p><i>2 Years: All other KnollExtra</i> product</p> <p><i>1 Year: Light ballasts and bulbs, seating upholstered arm pads and soft arm pads, wood casegoods upholstered surfaces.</i></p> <p>This warranty does not apply to:</p> <ul style="list-style-type: none">• Damage caused by a carrier other than the Seller.• Normal wear and tear or acts or omissions of parties other than Seller (including user modification).• COM or other third party materials applied to Products.• Products not installed by or under the auspices of a certified dealer of Seller.• Dramatic temperature variations or exposure to unusual conditions.• Except as specifically noted above, textiles and upholstery supplied by <i>KnollTextiles</i> (consult current <i>KnollTextiles</i> price list for applicable warranty). <p>Natural variations occurring in wood, marble, and leather shall not be considered defects, and the Seller does not guarantee the colorfastness or matching of the colors, grains or textures, or surface hardness of such materials. The Seller also does not guarantee the colorfastness of fiberglass panel surfaces. THE EXPRESS WARRANTIES CONTAINED HEREIN ARE IN LIEU OF ALL OTHER WARRANTIES, EXPRESS OR IMPLIED, INCLUDING ANY WARRANTIES OF MERCHANTABILITY AND FITNESS FOR PARTICULAR PURPOSE AND ALL OTHER WARRANTIES ARISING FROM COURSE OF DEALING OR USAGE OF TRADE.</p> <p>The remedies provided above are the Purchaser's sole remedies for any failure of Seller to comply with its obligations regarding the workmanship of its Products. Correction of any nonconformity in the manner and for the period of time provided shall constitute complete fulfillment of all liabilities of Seller, with respect to or arising out of the Product furnished hereunder.</p>
Delay/Force Majeure	Seller shall not be liable for failure to perform or for delay in performance due to fire, flood, strike or other labor difficulty, act of God, act of any governmental authority or of the Purchaser, riot, embargo, fuel or energy shortage, wrecks or delay in transportation, inability to obtain necessary labor, materials or manufacturing facilities from usual sources or failure of suppliers to meet their contractual obligations, or due to any cause beyond its reasonable control. If any such event occurs, Seller may extend delivery dates by a period of time necessary to overcome the effect of such delay, allocate available Product or cancel any purchase order.
Compliance with Law	PURCHASER IS SOLELY RESPONSIBLE FOR COMPLIANCE WITH ALL APPLICABLE FEDERAL, STATE AND LOCAL LAWS, ORDINANCES, REGULATIONS, RULES AND STANDARDS RELATING TO THE INSTALLATION, MAINTENANCE, USE AND OPERATION OF THE PRODUCTS.
Patents	<p>Subject to the following provisions, Seller shall, at its own expense, defend or, at its option, settle any claim, suit or proceeding brought against the Purchaser, and/or its vendees, mediate and immediate, so far as based on an allegation that any Product or any part thereof furnished hereunder constitutes a direct or a contributory infringement of any claim of any patent of the United States or Canada. This obligation shall be effective only if Purchaser shall have made all payments then due hereunder and if Seller is notified promptly in writing and given authority, information and assistance for the defense of said claim, suit or proceeding. Seller shall pay all damages and costs awarded in such suit or proceedings so defended.</p> <p>The foregoing indemnity does not apply to the following:</p> <ul style="list-style-type: none">• Products supplied according to a design other than that of Seller, and which is required by the Purchaser.• Combination of the Product with another product not furnished hereunder unless Seller is a contributory infringer.• Any settlements of a suit or proceeding made without Seller's written consent.
Limitations of Liability	<p>SELLER, ITS CONTRACTORS, AUTHORIZED DEALERS AND SUBCONTRACTORS OR SUPPLIERS OF ANY TIER SHALL NOT BE LIABLE TO PURCHASER FOR ANY SPECIAL, INDIRECT, INCIDENTAL OR CONSEQUENTIAL DAMAGES ARISING FROM A BREACH OF THIS AGREEMENT.</p> <p>Purchaser's remedies set forth herein are exclusive and the liability of Seller with respect to the breach of this agreement or any contract entered into between the parties pursuant hereto shall not exceed the price of the Product or part on which such liability is based.</p>

KnollKey Lock Program

KnollKey Lock Program General Information

Following is the KnollKey lock policy, applicable to all products.

Knoll furniture can be ordered keyed-alike or random keyed. Key-alike and random keying instructions cannot be mixed on any single order. Only one of the two instructions can be used on an individual order. When an order is submitted with mixed (key-alike and random) instructions, Knoll will release the order as key-alike only and lock cores will have to be specified separately.

Key-alike

For the convenience of the user, furniture may be keyed alike at no charge. Write "Key-alike" in the description of your purchase order for any pedestal, overhead, file or other item you wish to have keyed alike.

Using the key-alike instructions, order cores and keys as line items on your purchase order. Do NOT submit a key-alike form. The Knoll East Greenville Lock Center will select key numbers from the standard range of K 001 - K 250. Key numbers will not be repeated unless over 250 sets are ordered. Lock cores keyed-alike will ship separately from the product, ready for field installation.

There is no charge for key-alike orders if placed with the furniture order.

IF THE KEY-ALIKE ORDER IS NOT PLACED AT LEAST TWO WEEKS PRIOR TO THE FURNITURE SHIP DATE, A \$50 HANDLING CHARGE AND AIR FREIGHT CHARGES WILL APPLY.

If product is ordered and shipped random-keyed, additional lock cores for key-alike are billable.

Random-Keying

To specify product keyed-random, write "key-random" in the product description. Random-keyed product is shipped with the lock core factory installed. A shrouded key is included. Random means no effort has been made to match key numbers, or to make them different.

Keys

A Knoll shrouded key is shipped with every lock core. 250 Key numbers are available. For numbers above 250, contact Custom Product Development. Additional keys and key blanks are available. See service parts for more information.

Master Keying

Knoll locks can be controlled by means of a master key. There is no additional per-lock charge for master keying. A letter of approval from the client must accompany orders for master keys.

Installing Lock Cores

Lock cores can be installed or removed in the field by using a change key. Cores must be in the unlocked position to be removed. See service parts for change key pattern number and pricing.

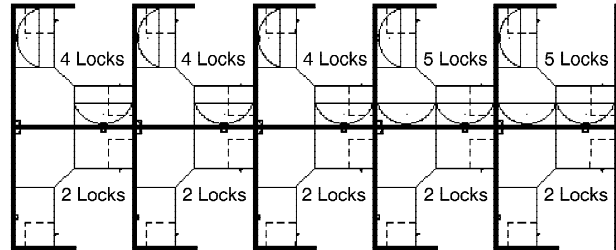
Lock Distribution

All orders for key-alike lock cores/keys are packaged and shipped from the East Greenville Lock Center, regardless of where the pedestals, overhead, or other units are produced. Random keyed product will have cores factory-installed.

How to Specify Key-Alike

Following is an example of how to specify key-alike for a cluster of 10 workstations.

Step 1 - Using the project floorplan, count the number of locks in each workstation.



Step 2 - Count the number of workstations with the same quantity of locks. Group together the workstations with a like number of locks.

5 workstations with 2 locks per station
3 workstations with 4 locks per station
2 workstations with 5 locks per station

Step 3 - For the first group (5 sets of 2 locks), enter the number of workstations in the quantity column.

Qty	Pattern #	Description	Unit List	Ext. List
5				

Step 4 - Then enter the pattern number "KSPEC_ _" and add a suffix for the number of locks for that group (i.e., for 2 locks per station, add the suffix "2"). Up to 30 lock cores are available in a set (i.e., KSPEC 30).

Qty	Pattern #	Description	Unit List	Ext. List
5	KSPEC 2	Set of 2 cores/keys	N / C	N / C

Step 5 - Repeat for other groups.

Qty	Pattern #	Description	Unit List	Ext. List
5	KSPEC 2	Set of 2 cores/keys	N / C	N / C
3	KSPEC 4	Set of 4 cores/keys	N / C	N / C
2	KSPEC 5	Set of 5 cores/keys	N / C	N / C

Your Key instructions are complete.

Knoll will select key numbers for each set from 250 available numbers. Additional key numbers are available through Custom Product Development. **For additions to existing installations, specify desired key numbers in the description.**

Service Parts

Pattern #	Description	List Price
KKEY_ _ _	Shrouded Key Specify key number desired	\$5
KBLANK	Shrouded Key Blank	\$5
KSPECB_ _ _	Retrofit Universal Core/Key Specify key number desired	\$18
KCHANGE	Change Key	\$5
KMASTER*	Master Key	\$5

*Note: A letter of approval on company letterhead from the client must accompany all orders for master keys.

General Ordering Information

The Products

This guide encompasses all standard products for this product group.

Sizes

Dimensions listed in this guide are indicated as:

H = height

W = width

D = depth

Dia. = diameter

Rad. = radius

Pricing

All prices shown are list.

How to Order

Select pattern numbers and quantities required for your complete installation. Product questions can be addressed in the specific sections of this guide or by contacting your sales representative or customer resource representative at 1-800-343-5665.

Next, select options (if required), along with colors and finishes appropriate to each product. Reference the Finishes and Fabrics pages for color designations.

On large installations, an item's "designated area" can be specified to assist in product organization and handling.

To expedite complete / correct entry of your order, be certain all pattern numbers, quantities, colors and area identifications are completely specified. Also, include complete purchase order numbers, bill-to and ship-to addresses, a contact name and specific factory shipping dates required.

Mail all orders to:

Knoll, Inc.

1235 Water Street

P.O. Box 157

East Greenville, PA 18041

Attention: Order Entry

Once your order is entered at Knoll, an acknowledgment will be mailed to you. You will be advised of your scheduled shipping date within five days of the original acknowledgment. If it is necessary to revise your order, please contact your customer resource representative.

Sustainability Statement

Sustainable design is a key component of Knoll's environmental focus. Our commitment to social responsibility and a healthy environment has prompted us to further articulate our longstanding environmental programs and, with encouragement and support from our colleagues in the industry, we have re-energized our focus on such "green" initiatives as life cycle analysis and LEED™ certification. Knoll is proud to have contributed to projects that have received LEED certification from the U.S. Green Building Council.

For the latest information on Knoll products that help our customers achieve LEED certification, log on to knoll.com, click on "About Knoll" and then "Environmental Focus."